

24

Ημερήσιο Δελτίο
Συναλλακτικής Δραστηριότητας

Daily Official List
of Trading Activity

Thursday, 25 January, 2024
Year: 145 Trading Day No: 18



ATHEXGROUP
Athens Exchange Group

Disclaimer:

Hellenic Exchanges-Athens Stock Exchange S.A endeavours to ensure that the data and other material ("Information") presented on the Daily Official List are accurate and complete, but it is not liable for any errors or omissions of data or /and for the accuracy, credibility, updating and completeness of the aforesaid information nor it has any liability arising directly or indirectly from the use of the above Information.

The Company is not liable for the accuracy of the data included in listed companies' announcements. Only the sender of such an announcement is fully and solely liable for any infringement of third party's rights from the content of such announcement. All contents of the Daily Official List are provided only for information purposes and do not constitute investment advice or solicitation to invest in securities or other products listed for trading on the Exchange.

You acknowledge and agree that the Company is the owner of any property rights related to any Information appearing on the Daily Official List including intellectual property rights copyright, trademarks, etc.

The above data are a property of the Hellenic Exchanges-Athens Exchange and are copyright protected. Users are forbidden to reproduce, modify, copy, sale, transmit or redistribute, by all reproduction means and methods, part or the whole of the above data, without reference to their source.

The commercial exploitation of these data is, also, forbidden by third parties. Hellenic Exchanges-Athens Exchange does not carry any responsibility, direct or indirect, derived from usage or accidental alteration of the above data when used by third parties.

Hellenic Exchanges – Athens Stock Exchange S.A.

110 Athinon Ave., 10442 Athens, Tel: (210) 33.66.800, Fax: (210) 32.13.938

www.athexgroup.gr

Thessalonica Stock Exchange Center (T.S.E.C)

16-18 Katouni Str., Thessalonica 546 25 Tel: (2310) 567.667, Fax: (2310) 530.545

Athex Members Guarantee Fund

14-16 Fidiou Str., Athens 106 78, Tel: (210) 33.04.682, Fax: (210) 33.04.155

Hellenic Republic Capital Market Commission

1 Kolokotroni Str. & 1 Stadiou Str., Athens 10562 Tel: (210) 33.77.100 Fax: (210) 33.77.173

Table of Contents

Section 1: Statistical Figures of Securities, Derivatives and Lending

Summary of Markets

Athex Indices

Analytic Figures for Athex Market's Boards and Categories

Trading Details by Athex Sectors and Financial Instruments (ETFs)

Top 10 best & worst performing Shares

Derivatives Summary

Section 2: Analytic Figures of Shares Transactions

Analytic Figures of Shares Transactions

Shares' Notes

Section 3: Figures of Securities Transactions

Securities Blocks Details

Shares Rights Details

Stock Borrowing

Forced Sales Details

Forced Sales Registered Shares

Exchange Traded Funds (ETFs) Characteristics

Section 5: Bonds traded in Fixed Income Assets Market

Convertible Corporate Bonds - Regulated Market

Non Convertible Corporate Bonds - Regulated Market

Government Bonds

Treasury Bills & Zero Coupon Government Bonds

Government Bonds Traded with the Open Outcry Method

State Banks Bonds

Section 6: Additional Infos

Athex & ATHEXClear Members List

List of Stocks under Market Making operations

Section 7: Derivatives Market Analytic Figures

Index Futures

Stock Futures

Index Options

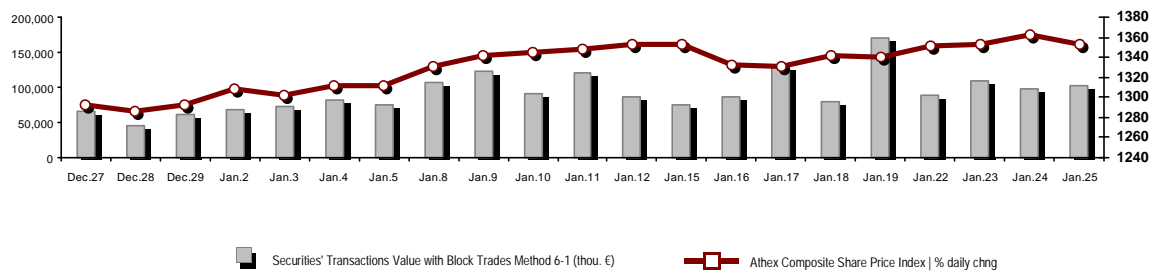
Stock Options

Stock Lending Analytic Figures

Appendix A: Sectors codification for listed companies

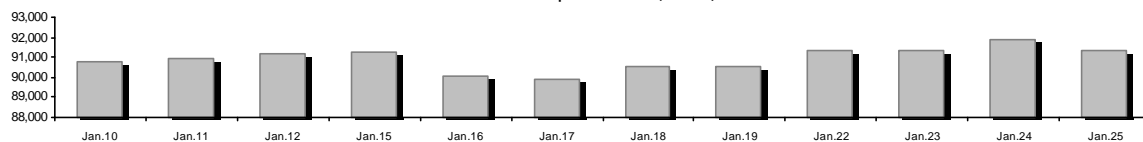
Summary of Markets

Athex Composite Share Price Index vs Shares and Derivatives Transactions Value

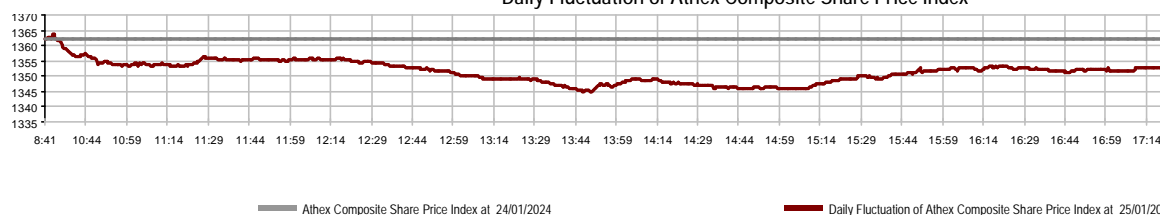


Athex Capitalisation (mill. €) **: 91,311.47	Derivatives Total Open Interest: 470,648
Daily change: mill. € %: -610.26 -0.66%	in Index Futures % daily chng: 6,995 0.11%
Yearly Avg Capitalisation: mill. € % chng prev year Avg: 90,340.00 12.38%	in Stock Futures % daily chng: 462,459 0.69%
Athex Composite Share Price Index % daily chng: 1,352.86 -0.67%	in Index Options % daily chng: 662 13.94%
Athex Composite Share Price Index Capitalisation (mill. €): 82,825.69	in Stock Options % daily chng: 532 2.31%
Daily change (mill. €): -650.21	
Securities' Transactions Value with Block Trades Method 6-1 (t): 101,625.36	Derivatives Contracts Volume: 12,840
Daily change: %: 3,749.90 3.83%	Daily change: pieces %: 1,334 11.59%
YtD Avg Trans. Value: thou. € % chng prev year Avg: 98,039.49 -10.52%	YtD Avg Derivatives Contracts % chng prev year Avg: 19,816 -54.93%
Blocks Transactions Value of Method 6-1 (thou. €): 26,616.47	Derivatives Trades Number: 1,353
Blocks Transactions Value of Method 6-2 & 6-3 (thou. €): 275.49	Daily change: number %: 45 3.44%
Bonds Transactions Value (thou.€): 2,177.71	YtD Avg Trades number % chng prev year Avg: 1,693 -27.35%
Securities' Transactions Volume with Block Trades Method 6-1 (tho): 25,006.36	Lending Total Open Interest: 74,782
Daily change: thou. pieces %: 2,391.97 10.58%	Daily change: pieces %: 200 0.27%
YtD Avg Volume: % chng prev year Avg: 22,950.84 -31.74%	Lending Volume (Multilateral/Bilateral): 0
Blocks Transactions Volume of Method 6-1 (thou. Pieces): 7,465.50	Daily change: pieces %: -200
Blocks Transactions Volume of Method 6-2 & 6-3 (thou. Pieces): 10.94	Multilateral Lending: 0
Bonds Transactions Volume: 2,230,000	Bilateral Lending: 0
Securities' Trades Number with Block Trades Method 6-1: 33,569	Lending Trades Number: 0
Daily change: number %: -1,422 -4.06%	Daily change: %: -1
YtD Avg Trades number % chng prev year Avg: 36,250 0.08%	Multilateral Lending Trades Number: 0
Number of Blocks Method 6-1: 7	Bilateral Lending Trades Number: 0
Number of Blocks Method 6-2 & 6-3: 1	
Number of Bonds Transactions: 200	

Athex Capitalisation (mill. €) **



Daily Fluctuation of Athex Composite Share Price Index



Athex Indices

Index name	25/01/2024	24/01/2024	pts.	%	Min	Max	Year min	Year max	Year change
Athex Composite Share Price Index	1,352.86 €	1,362.05	-9.19	-0.67%	1,344.94	1,363.78	1,293.14	1,363.78	4.62% #
Athex Composite Index Total Return Index	2,466.73 €	2,483.49	-16.76	-0.67%	2,452.30	2,486.65	2,355.44	2,486.65	4.72% #
Athex ESG Index	1,548.87 €	1,561.58	-12.71	-0.81%	1,539.03	1,562.27	1,471.77	1,562.39	5.24% #
ATHEX Alternative Market Price Index	10,978.63 #	10,717.21	261.42	2.44%	10,612.85	11,107.60	9,352.11	11,107.60	17.39% #
FTSE/Athex Large Cap	3,292.22 €	3,321.20	-28.98	-0.87%	3,272.19	3,322.47	3,122.79	3,322.82	5.43% #
FTSE/Athex Mid Cap Index	2,332.46 #	2,314.31	18.15	0.78%	2,306.97	2,334.79	2,212.15	2,334.79	3.63% #
FTSE/ATHEX High Dividend Yield Index	3,927.90 €	3,944.52	-16.62	-0.42%	3,906.45	3,962.16	3,752.57	3,962.16	4.15% #
FTSE/Athex Market Index	786.03 €	791.95	-5.92	-0.75%	781.08	792.26	746.82	792.33	5.25% #
FTSE/Athex Banks	1,138.66 €	1,144.16	-5.50	-0.48%	1,124.16	1,146.20	1,057.67	1,155.14	7.26% #
FTSE/ATHEX TECHNOLOGY & TELECOMMUNICAT	5,109.35 €	5,149.29	-39.94	-0.78%	5,090.12	5,152.95	4,915.95	5,178.76	0.73% #
FTSE/ATHEX FINANCIAL SERVICES	5,374.62 €	5,400.22	-25.60	-0.47%	5,305.57	5,409.71	4,996.31	5,448.34	7.19% #
FTSE/ATHEX REAL ESTATE	4,985.10 €	5,028.17	-43.07	-0.86%	4,955.77	5,037.88	4,900.32	5,120.52	0.50% #
FTSE/ATHEX CONSUMER DISCRETIONARY	5,306.40 €	5,344.04	-37.64	-0.70%	5,290.98	5,355.08	4,993.33	5,355.08	5.79% #
FTSE/ATHEX CONSUMER STAPLES	5,209.25 €	5,228.99	-19.74	-0.38%	5,184.04	5,229.63	5,069.68	5,344.07	2.37% #
FTSE/ATHEX INDUSTRIALS	5,293.24 €	5,329.36	-36.12	-0.68%	5,273.37	5,391.70	5,044.08	5,391.70	4.17% #
FTSE/ATHEX BASIC MATERIALS	5,460.49 €	5,473.32	-12.83	-0.23%	5,396.40	5,494.50	4,869.63	5,631.11	12.13% #
FTSE/ATHEX ENERGY & UTILITIES	5,254.80 €	5,314.12	-59.32	-1.12%	5,232.32	5,314.12	4,987.63	5,320.18	5.36% #
Athex All Share Index	315.07 €	317.19	-2.12	-0.67%	315.07	315.07	304.60	317.19	4.33% #
Hellenic Mid & Small Cap Index	2,001.75 €	2,016.35	-14.60	-0.72%	1,996.46	2,017.63	1,929.00	2,022.22	3.77% #
FTSE/Athex Large Cap Total Return	5,451.16 €	5,499.14	-47.98	-0.87%			5,201.70	5,499.14	5.50% #
FTSE/Athex Mid Cap Total Return	3,141.18 #	3,116.74	24.44	0.78%			3,005.84	3,141.18	3.63% #
MSCI GREECE REBASED	5,311.38 €	5,363.03	-51.65	-0.96%	5,273.80	5,367.34	4,984.69	5,367.34	6.55% #
Hellenic Corporate Bond Index	130.23 €	130.24	-0.01	-0.01%			129.54	130.28	0.45% #
Hellenic Corporate Bond Price Index	90.82 €	90.84	-0.02	-0.02%			90.52	90.97	0.19% #

Note 1: FTSE/Med 100, Hellenic Corporate Bond Price Index and Hellenic Corporate Bond Index closing prices refer to the previous trading day of 23/01/2024.

Note 2: The Hellenic Mid & Small Cap Index is a Customized index calculated by the Athens Exchange.

Analytic Figures for Athex Market's Boards and Categories

	Total Traded Securities	Main Market	Surveillance	Exchange Traded Funds (ETFs)
Totals	131	121	9	1
Gain / Lose / Same:	37 / 74 / 20	34 / 71 / 16	3 / 2 / 4	0 / 1 / 0
Athex Capitalisation (mill. €) **	91,311.47	91,222.18	89.29	
Daily Average Trans/ons Value(thou.€)	98,039.49	97,788.05	29.29	260.93
Transactions Value	101,900.85	101,699.65	42.41	158.79
Main Board:	75,008.89	74,807.69	42.41	158.79
Blocks Board 6_2_3:	26,891.96	26,891.96	0.00	0.00
Forced Sales Board:	0.00	0.00	0.00	0.00
Special Terms Board:	0.00	0.00	0.00	0.00
Daily Average Transactions Volume	22,950,839	22,651,256	303,539	7,996
Transactions Volume	25,017,299	24,836,017	176,508	4,774
Main Board:	17,540,863	17,359,581	176,508	4,774
Blocks Board 6_2_3:	7,476,436	7,476,436	0	0
Forced Sales Board:	0	0	0	0
Special Terms Board:	0	0	0	0
Daily Average Number of Trades	36,250	36,125	56	69
Number of Trades	33,570	33,439	87	44
Main Board:	33,562	33,431	87	44
Blocks Board 6_2_3:	8	8	0	0
Forced Sales Board:	0	0	0	0
Special Terms Board:	0	0	0	0

Trading Details by Athex Sectors and Financial Instruments (ETFs)

Code	Sectors	Gain / Lose / Same	Number of Trades	Transactions Volume	Transactions Value	% of Total Trans. Value
3010	- Banks	0 / 6 / 1	9,290	14,006,838	34,148,630.55	33.51%
5510	- Basic Resources	2 / 11 / 3	1,219	409,877	1,286,093.56	1.26%
5010	- Construction & Materials	6 / 8 / 1	3,134	1,099,579	5,959,192.28	5.85%
4020	- Consumer Products & Services	5 / 2 / 1	383	197,791	428,514.81	0.42%
6010	- Energy	2 / 2 / 0	1,868	371,570	4,696,874.39	4.61%
12000	- Financial Instruments	0 / 1 / 0	44	4,774	158,790.53	0.16%
3020	- Financial Services	1 / 4 / 0	579	162,197	896,657.90	0.88%
4510	- Food Beverage & Tobacco	0 / 4 / 3	148	21,504	260,205.17	0.26%
2010	- Health Care	1 / 1 / 1	277	192,318	190,462.93	0.19%
5020	- Industrial Goods & Services	7 / 7 / 3	1,538	492,959	1,924,098.80	1.89%
3030	- Insurance	0 / 0 / 1	51	6,205	31,152.10	0.03%
4030	- Media	1 / 0 / 1	12	4,260	2,176.20	0.00%
4520	- Personal Care, Drug & Grocery Stores	1 / 1 / 0	543	81,532	602,748.25	0.59%
3510	- Real Estate	2 / 7 / 3	1,347	2,531,692	16,082,253.66	15.78%
4040	- Retail	3 / 3 / 1	1,654	298,599	4,754,564.80	4.67%
1010	- Technology	3 / 7 / 1	2,009	885,297	2,782,058.27	2.73%
1510	- Telecommunications	0 / 2 / 0	2,081	464,898	6,057,478.01	5.94%
4050	- Travel & Leisure	3 / 2 / 0	2,744	2,774,775	7,960,131.28	7.81%
6510	- Utilities	0 / 6 / 0	4,649	1,010,634	13,678,766.45	13.42%

Top 10 best & worst performing Shares

Main Market

With positive Price change			With negative Price change		
	Closing price	change		Closing price	change
PAIRIS SA (CR)	1.47	8.49% #	KORDELLOS BROS SA (CR)	0.61	-4.09% €
DROMEAS SA (CR)	0.387	4.59% #	IKTINOS HELLAS SA (CR)	0.456	-2.98% €
INTRALOT (CR)	1.218	4.10% #	TPA SA (CR)	21.9	-2.67% €
QUALITY & RELIABILITY SA (CR)	0.832	4.00% #	OTE (CR)	12.97	-2.63% €
KIRIAKOULIS SHIPPING SA (CR)	1	3.95% #	EKTER SA (CR)	4.24	-2.53% €
THRACE PLASTICS SA (CR)	4.35	3.82% #	ALPHA REAL ESTATE SA(CR)	10.25	-2.38% €
INTRACOM HOLDINGS (CR)	3.72	3.33% #	UNIBIOS (CR)	1.28	-2.29% €
PAPOUTSANIS (CR)	2.35	3.07% #	KEKROPS SA (CR)	1.715	-2.28% €
INTERTECH SA (CR)	1.36	3.03% #	QUEST HOLDINGS (CR)	5.33	-2.20% €
AVAX S.A. (CR)	1.73	1.53% #	PPC (CR)	12.27	-2.00% €
With the highest Transactions Value			With the highest Transactions Volume		
	Value (thou. €)	change		Volume	change
LAMDA DEVELOPMENT SA (CR)	15,520.05	-1.43% €	EUROBANK HOLDINGS (CR)	7,525,809	-1.02% €
EUROBANK HOLDINGS (CR)	13,129.23	-1.02% €	ALPHA SERVICES HOLD (CR)	3,361,092	-0.28% €
NATIONAL BANK (CR)	9,492.96	-0.29% €	INTRALOT (CR)	2,408,520	4.10% #
MYTILINEOS (CR)	6,221.72	-1.42% €	LAMDA DEVELOPMENT SA (CR)	2,255,889	-1.43% €
OTE (CR)	6,053.70	-2.63% €	PIRAEUS FINANCIAL HOLD (CR)	1,665,460	-0.17% €
PPC (CR)	5,819.02	-2.00% €	NATIONAL BANK (CR)	1,391,444	-0.29% €
PIRAEUS FINANCIAL HOLD (CR)	5,678.93	-0.17% €	PPC (CR)	472,402	-2.00% €
ALPHA SERVICES HOLD (CR)	5,336.80	-0.28% €	OTE (CR)	464,406	-2.63% €
OPAP (CR)	4,204.01	-0.86% €	QUALITY & RELIABILITY SA (CR)	352,160	4.00% #
JUMBO SA (CR)	4,194.28	-1.48% €	INTRACOM HOLDINGS (CR)	274,591	3.33% #

Note: Stocks that are not included in the "Under Supervision" category, and the transactions value is more than 10,000 €.

Derivatives Summary

	Number of Trades	Volume	Open Interest
Index Futures	208	654	6,995
FTSE/Athex Banks	10	52	1,417
FTSE/Athex Large Cap	198	602	5,495
MSCI GREECE REBASED	0	0	83
Stock Futures	1,138	12,090	462,459
ADMIE (IPTO) HOLDING S.A. (CR)	22	755	24,754
AEGEAN AIRLINES (CR)	23	124	7,173
ALPHA SERVICES HOLD (CR)	79	2,277	167,438
AUTOHELLAS SA (CR)	2	5	226
AVAX S.A. (CR)	6	15	1,145
CC HBC AG (CR)	0	0	294
CENERGY HOLDINGS (CB)	11	39	4,795
ELLAKTOR (CR)	10	36	2,028
ELVALHALCOR (CR)	13	53	4,403
EUROBANK HOLDINGS (CR)	46	1,604	28,523
EYDAP S.A. (CR)	17	62	3,907
FOURLIS (CR)	22	64	1,309
GEK TERNA (CR)	46	118	9,124
HELLENIC EXCHANGES-A.S.E. (CR)	25	67	8,891
HELLENIQ ENERGY (CR)	20	72	5,877
INTRACOM HOLDINGS (CR)	106	456	7,364
INTRAKAT (CR)	16	26	3,583
JUMBO SA (CR)	27	121	742
LAMDA DEVELOPMENT SA (CR)	11	40	6,249
MIG (CR)	0	0	80
MOTOR OIL (CR)	11	29	584
MYTILINEOS (CR)	74	159	3,504
NATIONAL BANK (CR)	79	457	17,145
OPAP (CR)	6	31	1,417
OPTIMA BANK (CR)	1	5	80
OTE (CR)	70	350	8,381
P.P.A. S.A. (CR)	1	2	113
PIRAEUS FINANCIAL HOLD (CR)	197	3,876	91,986
PPC (CR)	117	970	28,953
QUEST HOLDINGS (CR)	0	0	108
TERNA ENERGY (CR)	31	113	17,319
TITAN CEMENT (CB)	9	29	398
VIOHALCO SA/NV (CB)	40	135	4,566
Index Options	6	91	662
FTSE/Athex Large Cap	6	91	662
Stock Options	1	5	532
ALPHA SERVICES HOLD (CR)	0	0	0
NATIONAL BANK (CR)	0	0	246
OPAP (CR)	0	0	167
OTE (CR)	1	5	23
PIRAEUS FINANCIAL HOLD (CR)	0	0	20
PPC (CR)	0	0	76
Total Derivatives Traded	1,353	12,840	470,648

Shares' Notes

Code	Note text
()	- Adjusted dividends.
*	- Last adjusted closing price.
[1]	- Net dividends.
[2]	- The "Date of Last Coupon" for New listings refers to the date company's stocks started to trade in Athex
[3]	- The Company Market Value is referred to the number of outstanding shares
[4]	- Sectors codification can be found in Appendix A
[5]	- The Market Value refers to the total number of shares listed (including their several classes) in the exchange by the company.
[6]	- P/E greater than 100
[7]	- Last view of the Order Book before the end of the trading session
[8]	- All Blocks Methods' Transactions Value are included.
4750	- Transfer to the Under Surveillance Category from 8/4/2011.
4955	- Transfer to the Surveillance Category as from 5/4/2013.
5093	- Transfer to the Surveillance Category as of 8/4/2015.
5141	- Transfer to the Surveillance Category as of 10/05/2017.
5160	- Transfer to the Surveillance Category as of 15/04/2016.
5165	- Transfer to the Surveillance Category as of 15/02/2018.
5193	- Transfer to the Surveillance Category as of 25/10/2018.
5197	- Transfer to the Surveillance Category as of 07/11/2018.
5232	- Transfer to the Under Surveillance Category from 08/04/2011.
5233	- Suspension of trading as of 13/05/2020.
5248	- Transfer to the Surveillance Category as of 06/09/20116.
5253	- Transfer to the Surveillance Category as of 14/5/2021.
5275	- Transfer to the Surveillance Category as of 09/07/2020.
5277	- Suspension of trading as of 02/05/2023.
5278	- Suspension of trading as of 03/05/2023.

Securities Blocks Details

Securities	Block Volume	Price	Block Trade Value	Time of approval	Note
OPAP (CR)	25,000	16.27	406,750.00	10:44:43	20
NATIONAL BANK (CR)	276,541	6.81	1,884,350.37	11:24:16	20
JUMBO SA (CR)	22,907	26.80	613,907.60	12:14:00	20
MOTOR OIL (CR)	10,939	25.18	275,493.25	12:18:56	14
EUROBANK HOLDINGS (CR)	5,000,000	1.75	8,735,000.00	16:17:07	20
OTE (CR)	41,049	13.02	534,457.98	17:01:09	20
LAMDA DEVELOPMENT SA (CR)	1,600,000	6.87	10,992,000.00	17:05:14	20
LAMDA DEVELOPMENT SA (CR)	500,000	6.90	3,450,000.00	17:10:17	20

Blocks Notes

- 9 - Method 6-1 / Special Fees
- 10 - Method 6-1 / Special Fees, SDS
- 14 - Method 6-3 / Settlement, Incomplete Buy and Sell
- 18 - Method 6-2 / SPOT 1
- 19 - Method 6-2 / SPOT 2
- 20 - Method 6-1 and Method 6-1 Same Day Settlement
- 21 - Other Pre-agreed

Shares Rights Details

Occured date	Exercise from	Exercise until	Trading until	Rights	Price min	Price max	Closing price	Last Bid	Last Ask	Volume	Trades	Transactions Value
--------------	---------------	----------------	---------------	--------	-----------	-----------	---------------	----------	----------	--------	--------	--------------------

No Rights Transactions.

Forced Sales Details

Securities	Category of Security	Transactions Volume	Number of Trades	Transactions Value	Note
------------	----------------------	------------------------	---------------------	-----------------------	------

No Forced Transactions.

Forced Sales Notes

- 1 - Compulsory Public Forced Sales
- 2 - Forced Sales of Fixed Registered Shares
- 3 - Forced Sales of Remaining Fractional Shares

Exchange Traded Funds (ETFs) Characteristics

	Transactions Date (T)	Creation / Redemption	Units (T-1)	New Units (T-1)	Redemption Units (T-1)	Units (T) [1]	Fund Assets [2]	Net Unit Price	Dividend per Unit	Dividend Date
ALPHA ETF FTSE Athex Large Cap	25/01/2024	5,000	924,675	---	---	924,675	30,994,490.00	33.5193	0.62	03/07/2023

ETFs Notes

[1] - Units (T) = Units (T-1) + New Units (T-1) - Redemption Units (T-1)

[2] - The Creation / Redemption Units of T-1 are included.

Non Convertible Corporate Bonds - Regulated Market

Num Listed Bonds	Nominal price	Issue price	Today's Rate	Exp. Date	Duration (years)	Note	Coupon		Trading Unit	Corporate Bonds	Accrued Int.	Yield.T.Mat	Price min	Price max	Closing price	Previous closing price/date	Volume	Transactions Value	Last order		ear min	Year max		
							Common	Preferred											Price	Buy / Sell			Date	
100,000	1,000.00	1,000.00	2.70	25/05/2026	5	---	6	---	1	COSTAMARE PARTICIPATIONS PLC (Non Convertible)	4.7250	4.7360	94.9000	95.1000	94.9347	95.1000	24/01/2024	49,000	46,749.53	94.9500	B	25/01/2024	94.2000	97.0000
320,000	1,000.00	1,000.00	3.40	21/07/2027	7	---	8	---	1	LAMDA DEVELOPMENT S.A. (Non Convertible)	0.6611	4.6480	94.2000	94.5100	94.5000	94.8120	24/01/2024	89,000	84,136.36	94.5000	B	25/01/2024	93.6000	96.6083
200,000	1,000.00	1,000.00	2.10	27/10/2027	7	---	7	---	1	O.P.A.P. S.A. (Non Convertible)	5.4833	4.0670	92.1100	92.9902	92.5867	92.4860	24/01/2024	47,000	43,773.48	92.5000	B	25/01/2024	91.0849	94.5034
200,000	1,000.00	1,000.00	1.90	23/03/2028	7	---	6	---	1	MOTOR OIL CORINTH REFINERIES SA (Non Convertible)	6.6500	3.9720	91.7000	91.9000	91.7250	91.8750	24/01/2024	8,000	7,391.20	91.7000	B	25/01/2024	91.2000	92.4499
100,000	1,000.00	1,000.00	2.95	11/02/2027	5	---	4	---	1	SAFE BULKERS PARTICIPATIONS PLC (Non Convertible)	14.0125	4.7130	94.5000	94.5000	94.5000	94.5320	23/01/2024	1,000	959.01	94.5100	B	25/01/2024	93.3364	96.0000
230,000	1,000.00	1,000.00	4.70	12/07/2029	7	---	4	---	1	LAMDA DEVELOPMENT S.A. (Non convertible)	2.2194	4.4310	99.0000	99.7500	99.7500	99.1780	24/01/2024	81,000	80,511.29	99.3000	B	25/01/2024	99.0000	101.2000
100,000	1,000.00	1,000.00	4.40	26/07/2029	7	---	3	---	1	CPLP SHIPPING HOLDINGS PLC (Non Convertible)	---	4.6640	97.4500	97.4500	97.4500	97.5000	24/01/2024	1,000	974.87	96.6910	B	25/01/2024	96.0000	99.8300
200,000	1,000.00	1,000.00	3.60	12/03/2026	7	---	10	---	1	AEGEAN AIRLINES S.A. (Non Convertible)	13.9000	3.6290	98.1500	98.7300	98.6500	98.7500	24/01/2024	130,000	129,953.50	98.1500	B	25/01/2024	96.7110	99.3000
150,000	1,000.00	1,000.00	2.60	22/10/2026	7	---	9	---	1	TERNA ENERGY FINANCE S.A. (Non Convertible)	7.0778	4.5210	94.0000	94.0000	94.0000	94.3570	24/01/2024	10,000	9,470.78	93.7000	B	25/01/2024	92.5000	95.3990
500,000	1,000.00	1,000.00	2.75	03/07/2027	7	---	8	---	1	GEK TERNA S.A. (Non Convertible)	1.9861	4.5800	93.0500	93.2500	93.1311	93.0720	24/01/2024	284,000	265,056.43	93.0501	B	25/01/2024	91.6000	93.7000
200,000	1,000.00	1,000.00	4.25	23/01/2029	5	---	1	---	1	AUTOHELLAS S.A. (Non Convertible)	0.7083	4.2390	99.0010	100.1900	100.0400	100.1980	24/01/2024	1,046,000	1,046,608.90	99.7000	B	25/01/2024	99.0010	101.0000
175,000	1,000.00	1,000.00	3.40	26/07/2024	5	---	9	---	1	ATTICA HOLDINGS S.A. (Non Convertible)	---	4.5330	98.6150	99.1000	99.0874	98.5630	24/01/2024	54,000	53,381.63	98.7000	B	25/01/2024	98.5633	99.3200
300,000	1,000.00	1,000.00	2.30	20/07/2028	7	---	6	---	1	PRODEA REIC S.A. (Non Convertible)	0.4472	4.2810	86.1234	91.7695	91.4999	90.8000	24/01/2024	49,000	43,688.29	90.1500	B	25/01/2024	86.1234	92.3500
150,000	1,000.00	1,000.00	2.65	22/10/2026	5	---	5	---	1	CPLP SHIPPING HOLDINGS PLC (Non Convertible)	7.2139	4.5610	94.6000	94.6000	94.6000	94.2660	24/01/2024	1,000	953.21	94.0005	B	25/01/2024	93.5000	95.0000
250,000	1,000.00	1,000.00	2.45	16/11/2028	7	---	5	---	1	ELVALHALCOR S.A. (Non Convertible)	5.0361	4.1960	91.5000	92.3990	92.0000	91.5830	24/01/2024	60,000	55,286.65	91.5000	B	25/01/2024	88.4206	93.3000
120,000	1,000.00	1,000.00	2.65	06/12/2028	7	---	5	---	1	NOVAL PROPERTY REIC (Non Convertible)	3.9750	4.5530	91.0000	91.9444	91.2770	91.2500	24/01/2024	129,000	118,086.48	90.5600	B	25/01/2024	88.5000	93.1999
300,000	1,000.00	1,000.00	2.30	14/12/2028	7	---	5	---	1	GEK TERNA S.A. (Non Convertible)	2.9389	4.9900	88.3299	88.3299	88.3299	88.0000	24/01/2024	2,000	1,772.48	87.7000	B	25/01/2024	85.0000	89.9890
100,000	1,000.00	1,000.00	2.80	25/01/2027	5	---	5	---	1	PREMIA S.A. (Non Convertible)	0.3111	5.1660	93.0000	93.0100	93.0043	93.1040	22/01/2024	14,000	13,024.96	92.9500	B	25/01/2024	90.9974	94.9989

Corporate Bonds Notes

Transactions Volume = (Pieces) * (Nominal Price). Transactions Value = (Pieces) * (Nominal Price) * (price %) + (Accrued interest).

The price of a Bond is stated as a percentage (%) of Bond's Nominal Price.

Nominal Price in Euros (€), except if it is noted differently.

Non Convertible Corporate Bonds - Regulated Market

Num Listed Bonds	Nominal price	Issue price	Today's Rate	Exp. Date	Duration (years)	Note	Coupon		Trading Unit	Corporate Bonds	Accrued Int.	Yield.T.Mat	Price min	Price max	Closing price	Previous closing price/date	Volume	Transactions Value	Last order		ear min	Year max		
							Common	Preferred											Price	Buy / Sell			Date	
500,000	1,000.00	1,000.00	4.00	10/07/2030	7	---	2	---	1	MYTILINEOS S.A. (Non Convertible)	2.1111	3.9460	99.2600	100.2000	99.8273	99.5710	24/01/2024	75,000	75,028.83	99.6500	B	25/01/2024	98.7000	100.6000
120,000	1,000.00	1,000.00	3.95	04/04/2025	7	---	12	---	1	GEK TERNA S.A. (Non Convertible)	12.8375	3.8210	99.0000	99.1999	99.1219	99.0000	24/01/2024	82,000	82,332.63	98.8700	B	25/01/2024	98.7110	99.7800
100,000	1,000.00	1,000.00	5.50	15/12/2028	5	---	1	---	1	IDEAL HOLDINGS S.A. (Non Convertible)	6.8750	4.8470	102.4900	102.5000	102.4900	102.7680	24/01/2024	18,000	18,573.45	102.3000	B	25/01/2024	100.0000	102.9900

Corporate Bonds Notes

Transactions Volume = (Pieces) * (Nominal Price). Transactions Value = (Pieces) * (Nominal Price) * (price %) + (Accrued interest).

The price of a Bond is stated as a percentage (%) of Bond's Nominal Price.

Nominal Price in Euros (€), except if it is noted differently.

Government Bonds

Number Listed Bonds	Nominal price	Today's Rate	Accrued Interest Calc	Exp. Date [1]	Duration (years)	Note	Coupons Date	Curr. coupon value	Trading Unit	Government Bonds	Price min	Price max	Closing price	Previous closing price/date	Volume	Transactions Value	Price	Last order Buy / Sell	Date
4,500,000	1,000.00	1.88	Actual/Actual	04/02/2035	15	---	04/02	1.88	1	GGB-FXD-040235-15Y-1.875-1.000	---	---	---	---	---	---	---	---	---
1,805,793	1,000.00	3.45	Actual/Actual	02/04/2024	5	---	02/04	3.45	1	GGB-FXD-020424-05Y-3.450-1.000	---	---	---	---	---	---	---	---	---
6,000,000	1,000.00	0.75	Actual/Actual	18/06/2031	10	---	18/06	0.75	1	GGB-FXD-180631-10Y-0.750-1.000	---	---	---	---	---	---	---	---	---
3,150,000	1,000.00	3.88	Actual/Actual	15/06/2028	5	---	15/06	3.88	1	GGB-FXD-150628-05Y-3.875-1.000	---	---	---	---	---	---	---	---	---
5,962,747,327	1.00	3.75	Actual/Actual	30/01/2028	10	---	/02 - 01/02 - 31/	3.75	1	GGB-FXD-300128-10Y-3.750-1.000	---	---	---	85.4610 13/07/2018	---	---	1.0000	B	28/11/2018
7,067,309,386	1.00	3.90	Actual/Actual	30/01/2033	15	---	/02 - 01/02 - 31/	3.90	1	GGB-FXD-300133-15Y-3.900-1.000	---	---	---	78.6730 13/07/2018	---	---	1.0000	B	28/11/2018
5,622,848,349	1.00	4.00	Actual/Actual	30/01/2037	19	---	/02 - 01/02 - 31/	4.00	1	GGB-FXD-300137-19Y-4.000-1.000	---	---	---	77.0370 13/07/2018	---	---	1.0000	B	28/11/2018
5,476,770,669	1.00	4.20	Actual/Actual	30/01/2042	24	---	/02 - 01/02 - 31/	4.20	1	GGB-FXD-300142-24Y-4.200-1.000	---	---	---	77.7640 13/07/2018	---	---	1.0000	B	28/11/2018
48,794,718	1.00	4.30	Actual/Actual	24/02/2024	12	---	24/02	4.30	1	GGB-FXD-240224-12Y-2.000-1.000	---	---	---	10.0000 22/06/2015	---	---	---	---	---
40,248,141	1.00	4.30	Actual/Actual	24/02/2025	13	---	24/02	4.30	1	GGB-FXD-240225-13Y-2.000-1.000	---	---	---	10.0000 22/06/2015	---	---	---	---	---
59,586,043	1.00	4.30	Actual/Actual	24/02/2026	14	---	24/02	4.30	1	GGB-FXD-240226-14Y-2.000-1.000	---	---	---	10.0000 22/06/2015	---	---	---	---	---
41,118,344	1.00	4.30	Actual/Actual	24/02/2027	15	---	24/02	4.30	1	GGB-FXD-240227-15Y-2.000-1.000	---	---	---	10.0000 22/06/2015	---	---	---	---	---
45,137,734	1.00	4.30	Actual/Actual	24/02/2028	16	---	24/02	4.30	1	GGB-FXD-240228-16Y-2.000-1.000	---	---	---	10.0000 22/06/2015	---	---	---	---	---
61,768,888	1.00	4.30	Actual/Actual	24/02/2029	17	---	24/02	4.30	1	GGB-FXD-240229-17Y-2.000-1.000	---	---	---	10.0000 22/06/2015	---	---	---	---	---
54,567,744	1.00	4.30	Actual/Actual	24/02/2030	18	---	24/02	4.30	1	GGB-FXD-240230-18Y-2.000-1.000	---	---	---	10.0000 22/06/2015	---	---	---	---	---
37,541,515	1.00	4.30	Actual/Actual	24/02/2031	19	---	24/02	4.30	1	GGB-FXD-240231-19Y-2.000-1.000	---	---	---	10.0000 22/06/2015	---	---	---	---	---
37,558,317	1.00	4.30	Actual/Actual	24/02/2032	20	---	24/02	4.30	1	GGB-FXD-240232-20Y-2.000-1.000	---	---	---	10.0000 22/06/2015	---	---	---	---	---
37,473,732	1.00	4.30	Actual/Actual	24/02/2033	21	---	24/02	4.30	1	GGB-FXD-240233-21Y-2.000-1.000	---	---	---	10.0000 22/06/2015	---	---	---	---	---
33,888,293	1.00	4.30	Actual/Actual	24/02/2034	22	---	24/02	4.30	1	GGB-FXD-240234-22Y-2.000-1.000	---	---	---	10.0000 22/06/2015	---	---	---	---	---
35,177,800	1.00	4.30	Actual/Actual	24/02/2035	23	---	24/02	4.30	1	GGB-FXD-240235-23Y-2.000-1.000	---	---	---	10.0000 22/06/2015	---	---	---	---	---
35,547,268	1.00	4.30	Actual/Actual	24/02/2036	24	---	24/02	4.30	1	GGB-FXD-240236-24Y-2.000-1.000	---	---	---	10.0000 22/06/2015	---	---	---	---	---
40,246,306	1.00	4.30	Actual/Actual	24/02/2037	25	---	24/02	4.30	1	GGB-FXD-240237-25Y-2.000-1.000	---	---	---	10.0000 22/06/2015	---	---	---	---	---
37,643,952	1.00	4.30	Actual/Actual	24/02/2038	26	---	24/02	4.30	1	GGB-FXD-240238-26Y-2.000-1.000	---	---	---	10.0000 22/06/2015	---	---	---	---	---
36,977,100	1.00	4.30	Actual/Actual	24/02/2039	27	---	24/02	4.30	1	GGB-FXD-240239-27Y-2.000-1.000	---	---	---	10.0000 22/06/2015	---	---	---	---	---
41,615,000	1.00	4.30	Actual/Actual	24/02/2040	28	---	24/02	4.30	1	GGB-FXD-240240-28Y-2.000-1.000	---	---	---	10.0000 22/06/2015	---	---	---	---	---
42,227,208	1.00	4.30	Actual/Actual	24/02/2041	29	---	24/02	4.30	1	GGB-FXD-240241-29Y-2.000-1.000	---	---	---	10.0000 22/06/2015	---	---	---	---	---
68,288,487	1.00	4.30	Actual/Actual	24/02/2042	30	---	24/02	4.30	1	GGB-FXD-240242-30Y-2.000-1.000	---	---	---	10.0000 22/06/2015	---	---	---	---	---
4,000,000	1,000.00	3.88	Actual/Actual	12/03/2029	10	---	12/03	3.88	1	GGB-FXD-120329-10Y-3.875-1.000	---	---	---	---	---	---	100.0000	B	15/10/2019
4,500,000	1,000.00	0.00	Actual/Actual	12/02/2026	5	---	12/02	0.00	1	GGB-FXD-120226-05Y-3.000-1.000	---	---	---	---	---	---	---	---	---
2,209,163	1,000.00	3.38	Actual/Actual	15/02/2025	7	---	15/02	3.38	1	GGB-FXD-150225-07Y-3.375-1.000	---	---	---	---	---	---	---	---	---
964,000	1,000.00	3.25	Actual/Actual	20/03/2025	6	---	20/03	3.25	1	GGB-FXD-200325-06Y-3.250-1.000	---	---	---	---	---	---	---	---	---
2,100,000	1,000.00	3.55	Actual/Actual	20/03/2026	7	---	20/03	3.55	1	GGB-FXD-200326-07Y-3.550-1.000	---	---	---	---	---	---	---	---	---
5,500,000	1,000.00	1.50	Actual/Actual	18/06/2030	10	---	18/06	1.50	1	GGB-FXD-180630-10Y-1.500-1.000	---	---	---	---	---	---	---	---	---
3,500,000	1,000.00	4.38	Actual/Actual	18/07/2038	15	---	18/07	4.38	1	GGB-FXD-180738-15Y-4.375-1.000	---	---	---	---	---	---	---	---	---

Government Bonds Notes

Transactions Volume = (Pieces) * (Nominal Price). Transactions Value = (Pieces) * (Nominal Price) * (price %) + (Accrued interest).

The Value of current coupon for the issues with NV 0.01 euro refers to NV 100 euros

FLR: Floating Interest Rate.

[1] - The Expiration Date of the interest bearing period and the Date for coupon payment.

Government Bonds

Number Listed Bonds	Nominal price	Today's Rate	Accrued Interest Calc	Exp. Date [1]	Duration (years)	Note	Coupons Date	Curr. coupon value	Trading Unit	Government Bonds	Price min	Price max	Closing price	Previous closing price/date	Volume	Transactions Value	Price	Last order Buy / Sell	Date
40,000	1,000.00	4.67	FLR	Actual/360	18/09/2024	1	---	18/09 - 19/03	---	1	GGB-FLT-180924-01Y-4.670-1.000	---	---	---	---	---	---	---	---
5,364,250	1,000.00	3.25		Actual/Actual	20/03/2050	30	---	20/03	3.25	1	GGB-FXD-200350-30Y-3.250-1.000	---	---	---	---	---	---	---	---
3,924,361	1,000.00	2.00		Actual/Actual	22/04/2027	7	---	22/04	2.00	1	GGB-FXD-220427-07Y-2.000-1.000	---	---	---	---	---	99.9000	B	22/04/2020
2,500,000	1,000.00	1.88		Actual/Actual	23/07/2026	7	---	23/07	1.88	1	GGB-FXD-230726-07Y-1.875-1.000	---	---	---	---	---	---	---	---
4,700,000	1,000.00	4.25		Actual/Actual	15/06/2033	10	---	15/06	4.25	1	GGB-FXD-150633-10Y-4.250-1.000	---	---	---	---	---	---	---	---
3,500,000	1,000.00	1.88		Actual/Actual	24/01/2052	30	---	24/01	1.88	1	GGB-FXD-240152-30Y-1.875-1.000	---	---	---	---	---	---	---	---
3,700,000	1,000.00	1.75		Actual/Actual	18/06/2032	10	---	18/06	1.75	1	GGB-FXD-180632-10Y-1.750-1.000	---	---	---	---	---	---	---	---
2,200,000	1,000.00	1.13	FLR	Actual/360	15/12/2027	5	---	- 15/12 - 15/03 -	---	1	GGB-FLT-151227-05Y-1.130-1.000	---	---	---	---	---	102.1600	B	30/12/2022

Government Bonds Notes

Transactions Volume = (Pieces) * (Nominal Price). Transactions Value = (Pieces) * (Nominal Price) * (price %) + (Accrued interest).

The Value of current coupon for the issues with NV 0.01 euro refers to NV 100 euros

FLR: Floating Interest Rate.

[1] - The Expiration Date of the interest bearing period and the Date for coupon payment.

Treasury Bills & Zero Coupon Government Bonds

Issue Date	13-Week Maturity									26-Week Maturity									52-Week Maturity								
	Exp. Date	Initial Rate	Num Listed Bonds	Nominal price	Issue price	Last Trade Price	Last Trade Date	Volume Traded	Note	Exp. Date	Initial Rate	Num Listed Bonds	Nominal price	Issue price	Last Trade Price	Last Trade Date	Volume Traded	Note	Exp. Date	Initial Rate	Num Listed Bonds	Nominal price	Issue price	Last Trade Price	Last Trade Date	Volume Traded	Note
10/03/2023	---	---	---	---	---	---	---	---	---	---	---	---	---	---	---	---	---	---	08/03/2024	3.75	1,000,000	1,000.00	963.46	---	---	---	---
09/06/2023	---	---	---	---	---	---	---	---	---	---	---	---	---	---	---	---	---	---	07/06/2024	3.84	1,600,000	1,000.00	962.60	---	---	---	---
08/09/2023	---	---	---	---	---	---	---	---	---	---	---	---	---	---	---	---	---	---	06/09/2024	3.81	812,500	1,000.00	962.90	---	---	---	---
08/12/2023	---	---	---	---	---	---	---	---	---	---	---	---	---	---	---	---	---	---	06/12/2024	3.70	600,000	1,000.00	963.90	---	---	---	---

Bonds in Circulation	Currency / Min nominal traded Value	Coupons Payment Date	Current Coupon Value	Note	Coupon	Trading Unit	Issue Date	Duration (years)	Today's Interest	A.I.C in days	Bonds	Last price of previous days		Last Outcry in Cash (euro)			Trades in Pieces	Life min	Life Max
												Price	Buy / Sell	Date	Price	Buy / Sell			
Corporate Bonds in Foreign Currency and Euro																			
103,746	GBP / 10	01/12	0.25	---	65	1	01/12/1930	98	2.5	360	National Mortgage Bank	2.27	05/02/1996	2.27	S	05/02/1996	---	2.27	2.27
0	GBP / 10	01/12	0.25	---	67	1	01/12/1928	100	2.5	360	National Mortgage Bank	---	---	---	---	---	---	---	---

Government Bonds Notes

A.I.C: Accrued Interest Calculation base.

FLR: Floating Interest Rate.

The minimum tradeable Nominal Value for all Demeterialised Government Titles is 100 Euros.

(μτφρ-0)

Athex & ATHEXClear Members List

Member Name				Stock Market			Derivatives Market		ATHEXClear Member	
	Address	Phone	Fax	Market Member	Remote Member	Market Maker	Proprietary	Market Maker	General Clearing	Direct Clearing
A. SARRIS SECURITIES S.A.				a						
6, ΔΡΑΓΑΤΣΑΝΙΟΥ 6 ΑΘΗΝΑ	2103367700									
AEONIC SECURITIES C.I.F. P.L.C.				a						
, ΛΑΪΟΥ 6, ΓΡ. 301B, ANNA COURT	35725337600									
ALPHA BANK S.A.									a	
, ΣΤΑΔΙΟΥ 40 ΑΘΗΝΑ	2103260000									
ALPHA FINANCE INVESTMENT SERVICES SINGLE MEMBER SA				a		a	a	a		a
5, ΠΑΝΕΠΙΣΤΗΜΙΟΥ 45 ΑΘΗΝΑ	2103677400									
ARGUS STOCKBROKERS LTD				a	a		a			
25, 25 ΛΕΩΦΟΡΟΣ ΔΗΜΟΣΘΕΝΗ ΣΕΒΕΡΗ	0035722717000									
ATLANTIC SECURITIES LTD				a	a					
37, ΠΡΟΔΡΟΜΟΥ 37	0035722445400									
AXON SECURITIES S.A.				a			a			
48, ΣΤΑΔΙΟΥ 48 ΑΘΗΝΑ	2103363800									
BETA SECURITIES S.A.				a		a	a			a
29, Λ. ΑΛΕΞΑΝΔΡΑΣ 29 ΑΘΗΝΑ	2106478930									
BNP PARIBAS S.A.									a	
, ΛΑΜΨΑΚΟΥ 2 ΑΘΗΝΑ	2107468525									
BOFA SECURITIES EUROPE SA				a	a					
, 51 RUE LA BOÉTIE	+33 153655555									
CAPITAL SECURITIES S.A.				a			a			
58, ΜΗΤΡΟΠΟΛΕΩΣ 58 ΑΘΗΝΑ	2103369700									
CITIGROUP GLOBAL MARKETS EUROPE AG				a	a					
16, REUTERWEG 16	+49 691366-0									
CITIGROUP GLOBAL MARKETS LIMITED				a						
1, 33 CANADA SQUARE -CANARY WHARF	+44 02079864000									
CREDIT SUISSE BANK (EUROPE), S.A.				a	a					
, CALLE AYALA 42, 3A PLANTA-B MADRID	+34917916000									
CREDIT SUISSE SECURITIES (EUROPE) LIMITED				a						
1, ONE CABOT SQUARE LONDON	+44 2078888888									
CYCLOS SECURITIES S.A.				a			a			
39, ΧΑΡΙΛΑΟΥ ΤΡΙΚΟΥΠΗ 6-8-10 ΑΘΗΝΑ	2103364300									
DEUTSCHE BANK S.A.					a					
1, GREAT WINCHESTER STREET LONDON	+44 20 754 54209	00441133361437								
EUROBANK EQUITIES INVESTMENT FIRM SINGLE MEMBER SA				a		a	a	a		a
, ΦΙΛΕΛΛΗΝΩΝ 10 & ΞΕΝΟΦΩΝΤΟΣ 13 ΑΘΗΝΑ	2103720425									
EUROBANK S.A.									a	
, ΟΘΩΝΟΣ 8 ΑΘΗΝΑ	2144043907									
EUROCORP INVESTMENT SERVICES S.A.				a			a			a
14, ΠΛ.ΦΙΛΙΚΗΣ ΕΤΑΙΡΕΙΑΣ 14 ΑΘΗΝΑ	2107263600									
EUOTRUST INVESTMENT FIRM SA				a						
113, ΣΕΒΑΣΤΟΥΠΟΛΕΩΣ 113 ΑΘΗΝΑ	2103363100									
EUROXX SECURITIES S.A.				a		a	a	a		a
7, ΠΑΛΕΟΛΟΓΟΥ ΧΑΛΑΝΔΡΙ	+30 2106879400	210-6879401								
7, ΠΑΛΑΙΟΛΟΓΟΥ ΧΑΛΑΝΔΡΙ	(210)-6879400	(210)-6879401								
FREEDOM FINANCE EUROPE LTD				a	a					
, ΧΡΙΣΤΑΚΗ ΚΡΑΝΟΥ 20	035725257786									
G. A. PERVANAS SECURITIES- INVESTMENT SERVICES S.A.				a						
7-9, ΣΟΦΟΚΛΕΟΥΣ 7-9 ΑΘΗΝΑ	2103727200									
GLOBAL CAPITAL SECURITIES & FINANCIAL SERVICES LTD				a	a					
50, ΛΑΡΧΙΕΠΙΣΚΟΠΟΥ ΜΑΚΑΡΙΟΥ Γ50	0035722710710									
GREENPOST TRADING EUROPE LTD				a	a	a				
, ΚΙΜΩΝΟΣ 3, ACROPOLIS MANSIONS, 2ND FLOOR, FLAT/OFFICE 202	035722521389									
HELLENIC AMERICAN SECURITIES S.A.				a		a	a			a
27, ΑΝΔΡΕΑ ΠΑΠΑΝΔΡΕΟΥ 27 ΜΑΡΟΥΣΙ	2103311100									
HELLENIC BANK (INVESTMENTS) LTD					a					
, ΑΥΕ.ΚΥΡΙΑΚΟΥ ΜΑΤΣΙ 31 - PO BOX 24747 NICOSIA	+357 22500100	357 22500110								
HSBC CONTINENTAL EUROPE									a	
109-111, Λ.ΜΕΣΟΓΕΙΩΝ 109-111	2106960000									
INDEX SECURITIES S.A.				a						
6, ΔΡΑΓΑΤΣΑΝΙΟΥ 6 ΑΘΗΝΑ	2103213920									
J. CHR. MAVRIKIS SECURITIES S.A.				a						
5, ΣΟΦΟΚΛΕΟΥΣ 5 ΑΘΗΝΑ	2103216730									

Athex & ATHEXClear Members List

Member Name				Stock Market			Derivatives Market		ATHEXClear Member	
	Address	Phone	Fax	Market Member	Remote Member	Market Maker	Proprietary	Market Maker	General Clearing	Direct Clearing
KAPPA SECURITIES S.A.				a			a			
15, ΒΑΛΑΩΡΙΤΟΥ 15 ΑΘΗΝΑ	2103678600									
KARAMANOF SECURITIES & INVESTMENT SERVICES S.A.				a						
2, ΠΛ.ΑΓ.ΘΕΟΔΩΡΩΝ 2 ΑΘΗΝΑ	2103212947									
LAIKI FINANCIAL SERVICES LTD					a					
26, AVE. VYRONOS NICOSIA	357 22367367	357 22718567								
LEON DEPOLAS SECURITIES S.A.				a		a	a			
1, ΧΡΗΣΤΟΥ ΛΑΔΑ 1 ΑΘΗΝΑ	2103213276 -28									
MEGA EQUITY SECURITIES & FINANCIAL SERVICES PUBLIC LTD				a	a		a			
42-44, ΛΕΩΦ.ΓΡΙΒΑ ΔΙΓΕΝΗ 42-44	0035722711711									
MERIT SECURITIES S.A				a		a	a			a
5, ΣΟΦΟΚΛΕΟΥΣ 5 ΑΘΗΝΑ	2103671880									
MERRILL LYNCH INTERNATIONAL				a						
2, 2 KING EDWARD STREET LONDON	+44 20276281000									
N. CHRYSOCHOIDIS SECURITIES S.A.				a			a			a
7-9, ΣΟΦΟΚΛΕΟΥΣ 7-9 ΑΘΗΝΑ	2103213913									
NATIONAL BANK OF GREECE S.A.				a		a	a		a	
86, ΑΙΟΛΟΥ ΣΤΡ. ΑΘΗΝΑ	(210)-3341000	(210)-3228187								
68, ΑΚΑΔΙΜΙΑΣ ΣΤΡ. ΑΘΗΝΑ	(210)-3328817	(210)-3328678								
NATIONAL SECURITIES SINGLE MEMBER SA				a		a	a	a		
66, ΛΕΩΦΟΡΟΣ ΑΘΗΝΩΝ 128-132 & ΙΦΙΓΕΝΙΑΣ ΑΘΗΝΑ	2103328784									
NUNTIUS BROKERAGE AND INVESTMENT SERVICES S.A				a						
6, ΔΡΑΓΑΤΣΑΝΙΟΥ 6 ΑΘΗΝΑ	2103350599									
ONE PLUS CAPITAL LIMITED				a	a					
, 75 PRODROMOU AVENUE NICOSIA 1307	35722873760									
OPTIMA BANK S.A.				a		a	a	a	a	
, ΑΙΓΙΑΛΕΙΑΣ 32 & ΠΑΡΑΔΕΙΣΟΥ ΜΑΡΟΥΣΙ	210 8173000									
PANCRETA BANK S.A									a	
, ΙΚΑΡΟΥ 5	2810338746									
PANTELAKIS SECURITIES S.A.				a		a	a	a		
57, ΕΘΝΙΚΗΣ ΑΝΤΙΣΤΑΣΕΩΣ 57, ΚΤΙΠΙΟ Β CHALANDRI	2106965000								a	
PIRAEUS BANK S.A.				a			a			
, ΑΜΕΡΙΚΗΣ 4 ΑΘΗΝΑ	2103335000									
PIRAEUS SECURITIES S. A.				a		a	a	a		a
10, ΣΤΑΔΙΟΥ 10 ΑΘΗΝΑ	2103354100									
PROCHOICE SECURITIES LTD				a	a					
57, ΛΕΩΦ.ΣΠΥΡΟΥ ΚΥΠΡΙΑΝΟΥ 57, ΑΚΙΝΗΤΑ Φ	035724661192									
SHARELINK SECURITIES & FINANCIAL SERVICES LTD				a			a			
6, HOUSE-ΘΕΟΤΟΚΗ 6 ΜΕΓΑΡΟ ΕΛΜΗΝΑ	+357 22554200									
SOCIETE GENERALE S.A.				a	a		a			
, 17 COURS VALMY, CEDEX	+157290504									
SOLIDUS SECURITIES S.A				a			a			a
64, ΛΟΥΙΖΗΣ ΠΙΑΝΚΟΥΡ 64 ΑΘΗΝΑ	2106900600									
ST. EM. LAVRENTAKIS SECURITIES S.A.				a			a			
7-9, ΣΟΦΟΚΛΕΟΥΣ 7-9 ΑΘΗΝΑ	2103213336									
THE CYPRUS INVESTMENT & SECURITIES CORPORATION LTD				a	a					
154, 1 AG. PROKOPIΟΥ & POSIDONOS 1ST FLOOR	0035722121700									
UBS EUROPE SE				a	a					
, OPERNTURM, BOCKENHEIMER LANDSTRASSE 2-4	496921790									
UBS LIMITED					a					
1, FINSBURY AVENUE LONDON	+44 2075687135									

List of Stocks under Market Making operations

Securities	Market Maker	Start Market Making	Stock Category	Suspension Status
MLS MULTIMEDIA SA (CR)				
	PIRAEUS SECURITIES S. A.	01/08/2019		
ALPHA ETF FTSE Athex Large Cap			Exchange Traded Funds (ETFs)	
	ALPHA FINANCE INVESTMENT SERVICES SINGLE MEMBER SA	02/01/1900		
	NATIONAL SECURITIES SINGLE MEMBER SA	02/01/1900		
ADMIE (IPTO) HOLDING S.A. (CR)			Main Market	
	EUROBANK EQUITIES INVESTMENT FIRM SINGLE MEMBER SA	24/05/2021		
	HELLENIC AMERICAN SECURITIES S.A.	09/03/2020		
	PIRAEUS SECURITIES S. A.	29/06/2017		
AEGEAN AIRLINES (CR)			Main Market	
	EUROBANK EQUITIES INVESTMENT FIRM SINGLE MEMBER SA	22/09/2020		
ALPHA SERVICES HOLD (CR)			Main Market	
	ALPHA FINANCE INVESTMENT SERVICES SINGLE MEMBER SA	29/02/2016		
	EUROBANK EQUITIES INVESTMENT FIRM SINGLE MEMBER SA	22/10/2006		
	GREENPOST TRADING EUROPE LTD	12/06/2023		
	HELLENIC AMERICAN SECURITIES S.A.	25/07/2014		
	LEON DEPOLAS SECURITIES S.A.	04/01/2016		
	MERIT SECURITIES S.A	03/09/2012		
	NATIONAL SECURITIES SINGLE MEMBER SA	02/01/1900		
	PIRAEUS SECURITIES S. A.	28/05/2009		
ALPHA TRUST HOLDINGS (CR)			Main Market	
	EUROBANK EQUITIES INVESTMENT FIRM SINGLE MEMBER SA	06/02/2023		
	LEON DEPOLAS SECURITIES S.A.	04/01/2021		
ALUMIL (CR)			Main Market	
	PIRAEUS SECURITIES S. A.	31/07/2023		
ANDROMEDA SA (CR)			Main Market	
	BETA SECURITIES S.A.	15/02/2021		
	OPTIMA BANK S.A.	03/04/2023		
ATTICA BANK S.A. (CR)			Main Market	
	EUROXX SECURITIES S.A.	22/01/2016		
AUSTRIACARD (CB)			Main Market	
	BETA SECURITIES S.A.	23/03/2023		
	EUROBANK EQUITIES INVESTMENT FIRM SINGLE MEMBER SA	15/05/2023		
AUTOHELLAS SA (CR)			Main Market	
	ALPHA FINANCE INVESTMENT SERVICES SINGLE MEMBER SA	01/07/2019		
	EUROXX SECURITIES S.A.	02/07/2018		
AVAX S.A. (CR)			Main Market	
	EUROBANK EQUITIES INVESTMENT FIRM SINGLE MEMBER SA	14/12/2015		
	OPTIMA BANK S.A.	04/09/2023		
	PIRAEUS SECURITIES S. A.	01/02/2021		
AVE (CR)			Main Market	
	EUROXX SECURITIES S.A.	05/06/2020		
BRIQ PROPERTIES (CR)			Main Market	
	EUROBANK EQUITIES INVESTMENT FIRM SINGLE MEMBER SA	09/09/2019		
	LEON DEPOLAS SECURITIES S.A.	22/02/2021		
CC HBC AG (CR)			Main Market	
	BETA SECURITIES S.A.	08/03/2021		
	NATIONAL SECURITIES SINGLE MEMBER SA	02/01/1900		
	PIRAEUS SECURITIES S. A.	04/05/2015		
CENERGY HOLDINGS (CB)			Main Market	
	ALPHA FINANCE INVESTMENT SERVICES SINGLE MEMBER SA	02/01/2016		
	EUROBANK EQUITIES INVESTMENT FIRM SINGLE MEMBER SA	02/01/2016		
	OPTIMA BANK S.A.	14/03/2022		
	PANTELAKIS SECURITIES S.A.	27/12/2022		
CNL CAPITAL (CR)			Main Market	
	MERIT SECURITIES S.A	01/10/2018		
DIMAND (CR)			Main Market	
	ALPHA FINANCE INVESTMENT SERVICES SINGLE MEMBER SA	08/08/2022		
	EUROBANK EQUITIES INVESTMENT FIRM SINGLE MEMBER SA	08/08/2022		
	PANTELAKIS SECURITIES S.A.	15/05/2023		
EKTER SA (CR)			Main Market	
	BETA SECURITIES S.A.	26/09/2022		
	EUROBANK EQUITIES INVESTMENT FIRM SINGLE MEMBER SA	16/10/2017		
	LEON DEPOLAS SECURITIES S.A.	21/05/2018		
ELASTRON (CR)			Main Market	
	LEON DEPOLAS SECURITIES S.A.	20/02/2017		

List of Stocks under Market Making operations

Securities	Stock Category
Market Maker	Start Market Making
ELLAKTOR (CR)	Main Market
ALPHA FINANCE INVESTMENT SERVICES SINGLE MEMBER SA	18/03/2019
EUROBANK EQUITIES INVESTMENT FIRM SINGLE MEMBER SA	01/06/2012
EUROXX SECURITIES S.A.	24/09/2018
NATIONAL SECURITIES SINGLE MEMBER SA	02/01/1900
PIRAEUS SECURITIES S. A.	22/10/2018
ELTON SA (CR)	Main Market
OPTIMA BANK S.A.	30/01/2023
ELVALHALCOR (CR)	Main Market
ALPHA FINANCE INVESTMENT SERVICES SINGLE MEMBER SA	07/05/2018
BETA SECURITIES S.A.	09/01/2023
EUROBANK EQUITIES INVESTMENT FIRM SINGLE MEMBER SA	07/05/2018
ENTERSOFT (CR)	Main Market
ALPHA FINANCE INVESTMENT SERVICES SINGLE MEMBER SA	23/03/2023
EUROBANK EQUITIES INVESTMENT FIRM SINGLE MEMBER SA	22/06/2020
EUROBANK HOLDINGS (CR)	Main Market
ALPHA FINANCE INVESTMENT SERVICES SINGLE MEMBER SA	09/01/2006
EUROBANK EQUITIES INVESTMENT FIRM SINGLE MEMBER SA	01/06/2012
GREENPOST TRADING EUROPE LTD	12/06/2023
HELLENIC AMERICAN SECURITIES S.A.	25/07/2014
LEON DEPOLAS SECURITIES S.A.	30/11/2018
MERIT SECURITIES S.A	06/11/2017
NATIONAL SECURITIES SINGLE MEMBER SA	02/01/1900
PIRAEUS SECURITIES S. A.	28/09/2009
EUROCONSULTANTS S.A. (CR)	Main Market
OPTIMA BANK S.A.	01/02/2023
EYDAP S.A. (CR)	Main Market
ALPHA FINANCE INVESTMENT SERVICES SINGLE MEMBER SA	27/01/2020
EUROBANK EQUITIES INVESTMENT FIRM SINGLE MEMBER SA	10/06/2019
FOURLIS (CR)	Main Market
EUROBANK EQUITIES INVESTMENT FIRM SINGLE MEMBER SA	01/12/2016
PIRAEUS SECURITIES S. A.	06/03/2017
GEK TERNA (CR)	Main Market
BETA SECURITIES S.A.	08/03/2021
EUROBANK EQUITIES INVESTMENT FIRM SINGLE MEMBER SA	24/05/2021
PIRAEUS SECURITIES S. A.	29/08/2019
GR. SARANTIS S.A. (CR)	Main Market
BETA SECURITIES S.A.	14/05/2012
EUROBANK EQUITIES INVESTMENT FIRM SINGLE MEMBER SA	24/10/2016
HELLENIC EXCHANGES-A.S.E. (CR)	Main Market
HELLENIC AMERICAN SECURITIES S.A.	01/09/2014
NATIONAL SECURITIES SINGLE MEMBER SA	02/01/1900
PIRAEUS SECURITIES S. A.	04/05/2015
HELLENIQ ENERGY (CR)	Main Market
ALPHA FINANCE INVESTMENT SERVICES SINGLE MEMBER SA	07/11/2023
EUROBANK EQUITIES INVESTMENT FIRM SINGLE MEMBER SA	01/11/2023
HELLENIC AMERICAN SECURITIES S.A.	14/09/2015
PIRAEUS SECURITIES S. A.	20/03/2017
IDEAL HOLDINGS (CR)	Main Market
EUROBANK EQUITIES INVESTMENT FIRM SINGLE MEMBER SA	07/06/2021
PIRAEUS SECURITIES S. A.	07/06/2021
INTERCONTINENTAL (CR)	Main Market
LEON DEPOLAS SECURITIES S.A.	03/06/2019
INTERLIFE G.C.I.(CR)	Main Market
BETA SECURITIES S.A.	24/10/2022
PIRAEUS SECURITIES S. A.	22/01/2024
INTERWOOD-XYLEMPORIA (CR)	Main Market
EUROBANK EQUITIES INVESTMENT FIRM SINGLE MEMBER SA	05/07/2021
PANTELAKIS SECURITIES S.A.	01/07/2021
INTRAKAT (CR)	Main Market
BETA SECURITIES S.A.	04/10/2021
PANTELAKIS SECURITIES S.A.	10/10/2022
JUMBO SA (CR)	Main Market
BETA SECURITIES S.A.	01/02/2021
EUROBANK EQUITIES INVESTMENT FIRM SINGLE MEMBER SA	25/05/2020
GREENPOST TRADING EUROPE LTD	12/06/2023
MERIT SECURITIES S.A	06/11/2017
PIRAEUS SECURITIES S. A.	06/03/2017

List of Stocks under Market Making operations

Securities	Stock Category
Market Maker	Start Market Making
KLOUKINAS - LAPPAS SA (CR)	Main Market
OPTIMA BANK S.A.	02/01/2023
KRI-KRI S.A. (CR)	Main Market
EUROBANK EQUITIES INVESTMENT FIRM SINGLE MEMBER SA	07/05/2018
LEON DEPOLAS SECURITIES S.A.	16/01/2017
PIRAEUS SECURITIES S. A.	11/12/2023
LAMDA DEVELOPMENT SA (CR)	Main Market
EUROBANK EQUITIES INVESTMENT FIRM SINGLE MEMBER SA	08/12/2014
PANTELAKIS SECURITIES S.A.	06/11/2017
PIRAEUS SECURITIES S. A.	29/06/2017
LAMPSA HOTEL SA (CR)	Main Market
LEON DEPOLAS SECURITIES S.A.	16/01/2017
MOTODYNAMICS S.A. (CR)	Main Market
OPTIMA BANK S.A.	25/08/2023
MOTOR OIL (CR)	Main Market
BETA SECURITIES S.A.	08/03/2021
EUROBANK EQUITIES INVESTMENT FIRM SINGLE MEMBER SA	22/10/2006
GREENPOST TRADING EUROPE LTD	12/06/2023
LEON DEPOLAS SECURITIES S.A.	01/04/2019
MERIT SECURITIES S.A	25/02/2019
NATIONAL SECURITIES SINGLE MEMBER SA	02/01/1900
PIRAEUS SECURITIES S. A.	04/05/2015
MPLE KEDROS (CR)	Main Market
OPTIMA BANK S.A.	08/11/2023
OPTIMA BANK S.A.	16/10/2023
MYTILINEOS (CR)	Main Market
ALPHA FINANCE INVESTMENT SERVICES SINGLE MEMBER SA	15/04/2019
BETA SECURITIES S.A.	11/04/2022
EUROBANK EQUITIES INVESTMENT FIRM SINGLE MEMBER SA	20/09/2017
GREENPOST TRADING EUROPE LTD	12/06/2023
MERIT SECURITIES S.A	25/02/2019
NATIONAL SECURITIES SINGLE MEMBER SA	02/01/1900
PIRAEUS SECURITIES S. A.	04/05/2015
NATIONAL BANK (CR)	Main Market
ALPHA FINANCE INVESTMENT SERVICES SINGLE MEMBER SA	09/01/2006
EUROBANK EQUITIES INVESTMENT FIRM SINGLE MEMBER SA	22/10/2006
GREENPOST TRADING EUROPE LTD	12/06/2023
HELLENIC AMERICAN SECURITIES S.A.	25/07/2014
LEON DEPOLAS SECURITIES S.A.	20/05/2015
MERIT SECURITIES S.A	03/09/2012
NATIONAL SECURITIES SINGLE MEMBER SA	02/01/1900
PIRAEUS SECURITIES S. A.	08/09/2008
OPAP (CR)	Main Market
ALPHA FINANCE INVESTMENT SERVICES SINGLE MEMBER SA	09/01/2006
BETA SECURITIES S.A.	11/04/2022
EUROBANK EQUITIES INVESTMENT FIRM SINGLE MEMBER SA	22/10/2006
GREENPOST TRADING EUROPE LTD	12/06/2023
HELLENIC AMERICAN SECURITIES S.A.	25/07/2014
MERIT SECURITIES S.A	20/03/2017
NATIONAL SECURITIES SINGLE MEMBER SA	02/01/1900
PIRAEUS SECURITIES S. A.	04/05/2015
OPTIMA BANK (CR)	Main Market
ALPHA FINANCE INVESTMENT SERVICES SINGLE MEMBER SA	12/12/2023
EUROBANK EQUITIES INVESTMENT FIRM SINGLE MEMBER SA	11/12/2023
OPTIMA BANK S.A.	06/11/2023
ORILINA PROPERTIES REIC (CR)	Main Market
EUROBANK EQUITIES INVESTMENT FIRM SINGLE MEMBER SA	11/12/2023
LEON DEPOLAS SECURITIES S.A.	11/12/2023
OTE (CR)	Main Market
ALPHA FINANCE INVESTMENT SERVICES SINGLE MEMBER SA	09/01/2006
BETA SECURITIES S.A.	11/04/2022
EUROBANK EQUITIES INVESTMENT FIRM SINGLE MEMBER SA	22/10/2006
GREENPOST TRADING EUROPE LTD	12/06/2023
HELLENIC AMERICAN SECURITIES S.A.	25/07/2014
LEON DEPOLAS SECURITIES S.A.	20/04/2015
MERIT SECURITIES S.A	20/03/2017
NATIONAL SECURITIES SINGLE MEMBER SA	02/01/1900
PIRAEUS SECURITIES S. A.	08/09/2008

List of Stocks under Market Making operations

Securities	Stock Category
Market Maker	Start Market Making
P.P.A. S.A. (CR)	Main Market
EUROBANK EQUITIES INVESTMENT FIRM SINGLE MEMBER SA	06/02/2019
PAPOUTSANIS (CR)	Main Market
ALPHA FINANCE INVESTMENT SERVICES SINGLE MEMBER SA	19/11/2018
BETA SECURITIES S.A.	25/11/2013
PETROPOULOS PETROS (CR)	Main Market
EUROBANK EQUITIES INVESTMENT FIRM SINGLE MEMBER SA	01/04/2019
PANTELAKIS SECURITIES S.A.	16/03/2020
PIRAEUS FINANCIAL HOLD (CR)	Main Market
ALPHA FINANCE INVESTMENT SERVICES SINGLE MEMBER SA	15/04/2019
EUROBANK EQUITIES INVESTMENT FIRM SINGLE MEMBER SA	22/10/2006
EUROXX SECURITIES S.A.	15/02/2016
GREENPOST TRADING EUROPE LTD	12/06/2023
HELLENIC AMERICAN SECURITIES S.A.	25/07/2014
LEON DEPOLAS SECURITIES S.A.	30/11/2018
MERIT SECURITIES S.A	16/09/2013
NATIONAL SECURITIES SINGLE MEMBER SA	02/01/1900
PIRAEUS SECURITIES S. A.	16/02/2009
PPC (CR)	Main Market
ALPHA FINANCE INVESTMENT SERVICES SINGLE MEMBER SA	09/01/2006
BETA SECURITIES S.A.	01/02/2021
EUROBANK EQUITIES INVESTMENT FIRM SINGLE MEMBER SA	22/10/2006
GREENPOST TRADING EUROPE LTD	12/06/2023
HELLENIC AMERICAN SECURITIES S.A.	01/09/2014
MERIT SECURITIES S.A	06/11/2017
NATIONAL SECURITIES SINGLE MEMBER SA	02/01/1900
PIRAEUS SECURITIES S. A.	28/09/2009
PREMA (CR)	Main Market
BETA SECURITIES S.A.	01/06/2021
LEON DEPOLAS SECURITIES S.A.	05/12/2022
PANTELAKIS SECURITIES S.A.	23/12/2021
PROFILE SA (CR)	Main Market
OPTIMA BANK S.A.	03/04/2023
PANTELAKIS SECURITIES S.A.	01/07/2019
QUALITY & RELIABILITY SA (CR)	Main Market
OPTIMA BANK S.A.	03/01/2023
QUEST HOLDINGS (CR)	Main Market
BETA SECURITIES S.A.	26/03/2018
EUROBANK EQUITIES INVESTMENT FIRM SINGLE MEMBER SA	28/01/2019
REVOIL (CR)	Main Market
BETA SECURITIES S.A.	26/06/2023
SIDMA STEEL (CR)	Main Market
OPTIMA BANK S.A.	25/05/2023
SPACE HELLAS SA (CR)	Main Market
MERIT SECURITIES S.A	09/12/2022
TECHNICAL OLYMPIC SA (CR)	Main Market
OPTIMA BANK S.A.	05/07/2023
TERNA ENERGY (CR)	Main Market
EUROBANK EQUITIES INVESTMENT FIRM SINGLE MEMBER SA	24/05/2021
PIRAEUS SECURITIES S. A.	09/12/2019
THRACE PLASTICS SA (CR)	Main Market
ALPHA FINANCE INVESTMENT SERVICES SINGLE MEMBER SA	26/03/2018
EUROBANK EQUITIES INVESTMENT FIRM SINGLE MEMBER SA	26/03/2018
TITAN CEMENT (CB)	Main Market
BETA SECURITIES S.A.	01/02/2021
EUROBANK EQUITIES INVESTMENT FIRM SINGLE MEMBER SA	06/11/2019
PIRAEUS SECURITIES S. A.	18/01/2021
TRADE ESTATES REIC (CR)	Main Market
EUROBANK EQUITIES INVESTMENT FIRM SINGLE MEMBER SA	08/11/2023
EUROBANK EQUITIES INVESTMENT FIRM SINGLE MEMBER SA	10/11/2023
PANTELAKIS SECURITIES S.A.	08/11/2023
PANTELAKIS SECURITIES S.A.	10/11/2023
TZIRAKIAN PROFIL (CR)	Main Market
LEON DEPOLAS SECURITIES S.A.	19/07/2021
VIOHALCO SA/NV (CB)	Main Market
ALPHA FINANCE INVESTMENT SERVICES SINGLE MEMBER SA	11/03/2008
EUROBANK EQUITIES INVESTMENT FIRM SINGLE MEMBER SA	04/03/2014
MERIT SECURITIES S.A	17/03/2014

Underlying Asset				Derivatives Market													
Price max	Price min	Closing price	change	Delivery Month	Open price	Price max	Price min	Last price	Closing price	Last Bid	Last Ask	Fixing price*	Life high	Life low	Trades	Volume	Open Interest
FTSE/Athex Large Cap				(Trade Unit: 1 Index Point x 2€, Cash Settlement)													
3,322.47	3,272.19	3,292.22	-0.87%	February 2024	3,312.00	3,314.50	3,279.25	3,305.00	3,305.00	---	---	---	3,365.25	---	194	598	5,417
				March 2024	3,306.00	3,306.00	3,289.00	3,301.00	3,301.00	---	---	---	3,332.75	---	4	4	78
				April 2024	---	---	---	---	3,337.00	---	---	---	---	---	---	---	---
				June 2024	---	---	---	---	3,348.75	---	---	---	---	---	---	---	---
				September 2024	---	---	---	---	3,365.50	---	---	---	---	---	---	---	---
				December 2024	---	---	---	---	3,382.25	---	---	---	---	---	---	---	---
FTSE/Athex Banks				(Trade Unit: 1 Index Point x 15€, Cash Settlement)													
1,146.20	1,124.16	1,138.66	-0.48%	March 2024	1,133.50	1,147.00	1,133.50	1,144.00	1,144.00	---	---	---	1,160.25	---	10	52	1,417
				June 2024	---	---	---	---	1,153.75	---	---	---	---	---	---	---	---
				September 2024	---	---	---	---	1,159.50	---	---	---	---	---	---	---	---
				December 2024	---	---	---	---	1,165.25	---	---	---	---	---	---	---	---
MSCI GREECE REBASED				(Trade Unit: 1 Index Point x 2€, Cash Settlement)													
5,367.34	5,273.80	5,311.38	-0.96%	February 2024	---	---	---	---	5,345.75	---	---	---	5,164.75	---	---	---	80
				March 2024	---	---	---	---	5,364.75	---	---	---	5,260.00	---	---	---	3
				April 2024	---	---	---	---	5,388.75	---	---	---	---	---	---	---	---
				May 2024	---	---	---	---	5,397.00	---	---	---	---	---	---	---	---
				June 2024	---	---	---	---	5,407.50	---	---	---	---	---	---	---	---
				July 2024	---	---	---	---	5,415.75	---	---	---	---	---	---	---	---
				September 2024	---	---	---	---	5,434.50	---	---	---	---	---	---	---	---
				December 2024	---	---	---	---	5,461.75	---	---	---	---	---	---	---	---

Derivatives notes

Fixing prices and final open positions can be retrieved from the following path <http://www.helex.gr/el/web/guest/statistics-end-of-day-derivatives>

Underlying Asset				Derivatives Market													
Price max	Price min	Closing price	change	Delivery Month	Open price	Price max	Price min	Last price	Closing price	Last Bid	Last Ask	Fixing price*	Life high	Life low	Trades	Volume	Open Interest
ADMIE (IPTO) HOLDING S.A. (CR)				(Contract Size: 100 Securities, Physical Delivery)													
2.185	2.15	2.15	-1.38%	March 2024	2.19	2.20	2.17	2.17	2.17	---	---	---	2.35	---	21	555	24,605
				June 2024	2.19	2.19	2.19	2.19	2.19	---	---	---	2.24	---	1	200	149
				September 2024	---	---	---	---	2.21	---	---	---	---	---	---	---	---
				December 2024	---	---	---	---	2.22	---	---	---	---	---	---	---	---
AEGEAN AIRLINES (CR)				(Contract Size: 100 Securities, Physical Delivery)													
11.82	11.64	11.78	0.17%	March 2024	11.78	11.81	11.70	11.81	11.81	---	---	---	12.14	---	23	124	7,173
				June 2024	---	---	---	---	11.86	---	---	---	---	---	---	---	---
				September 2024	---	---	---	---	11.92	---	---	---	---	---	---	---	---
				December 2024	---	---	---	---	11.98	---	---	---	---	---	---	---	---
ALPHA SERVICES HOLD (CR)				(Contract Size: 100 Securities, Physical Delivery)													
1.6	1.571	1.5955	-0.28%	March 2024	1.60	1.61	1.58	1.60	1.60	---	---	---	1.64	---	79	2,277	167,438
				June 2024	---	---	---	---	1.57	---	---	---	1.47	---	---	---	---
				September 2024	---	---	---	---	1.62	---	---	---	---	---	---	---	---
				December 2024	---	---	---	---	1.63	---	---	---	---	---	---	---	---
AUTOHELLAS SA (CR)				(Contract Size: 100 Securities, Physical Delivery)													
13.66	13.54	13.6	0.30%	March 2024	13.58	13.58	13.58	13.58	13.58	---	---	---	13.85	---	2	5	226
				June 2024	---	---	---	---	13.67	---	---	---	---	---	---	---	---
				September 2024	---	---	---	---	13.74	---	---	---	---	---	---	---	---
				December 2024	---	---	---	---	13.81	---	---	---	---	---	---	---	---
AVAX S.A. (CR)				(Contract Size: 100 Securities, Physical Delivery)													
1.748	1.68	1.73	1.53%	March 2024	1.74	1.78	1.74	1.74	1.74	---	---	---	1.96	---	6	15	1,145
				June 2024	---	---	---	---	1.72	---	---	---	---	---	---	---	---
				September 2024	---	---	---	---	1.73	---	---	---	---	---	---	---	---
				December 2024	---	---	---	---	1.74	---	---	---	---	---	---	---	---
CC HBC AG (CR)				(Contract Size: 100 Securities, Physical Delivery)													
27.15	26.96	27.15	-0.18%	March 2024	---	---	---	---	27.39	---	---	---	27.63	---	---	---	294
				June 2024	---	---	---	---	27.43	---	---	---	---	---	---	---	---
				September 2024	---	---	---	---	27.56	---	---	---	---	---	---	---	---
				December 2024	---	---	---	---	27.70	---	---	---	---	---	---	---	---
CENERGY HOLDINGS (CB)				(Contract Size: 100 Securities, Physical Delivery)													
7.47	7.28	7.38	-0.54%	March 2024	7.44	7.44	7.35	7.43	7.43	---	---	---	7.60	---	11	39	4,795
				June 2024	---	---	---	---	7.48	---	---	---	---	---	---	---	---
				September 2024	---	---	---	---	7.52	---	---	---	---	---	---	---	---
				December 2024	---	---	---	---	7.56	---	---	---	---	---	---	---	---

Derivatives notes

Fixing prices and final open positions can be retrieved from the following path <http://www.helex.gr/el/web/guest/statistics-end-of-day-derivatives>

Underlying Asset				Derivatives Market													
Price max	Price min	Closing price	change	Delivery Month	Open price	Price max	Price min	Last price	Closing price	Last Bid	Last Ask	Fixing price*	Life high	Life low	Trades	Volume	Open Interest
ELLAKTOR (CR)				(Contract Size: 100 Securities, Physical Delivery)													
2.53	2.45	2.45	-1.61%	March 2024	2.51	2.51	2.48	2.48	2.48	---	---	---	2.79	---	10	36	2,028
				June 2024	---	---	---	---	2.51	---	---	---	---	---	---	---	---
				September 2024	---	---	---	---	2.52	---	---	---	---	---	---	---	---
				December 2024	---	---	---	---	2.54	---	---	---	---	---	---	---	---
ELVALHALCOR (CR)				(Contract Size: 100 Securities, Physical Delivery)													
2.195	2.14	2.18	-0.23%	March 2024	2.17	2.19	2.16	2.19	2.19	---	---	---	2.31	---	13	53	4,403
				June 2024	---	---	---	---	2.20	---	---	---	---	---	---	---	---
				September 2024	---	---	---	---	2.21	---	---	---	---	---	---	---	---
				December 2024	---	---	---	---	2.23	---	---	---	---	---	---	---	---
EUROBANK HOLDINGS (CR)				(Contract Size: 100 Securities, Physical Delivery)													
1.765	1.723	1.7415	-1.02%	March 2024	1.75	1.76	1.73	1.75	1.75	---	---	---	1.80	---	46	1,604	28,523
				June 2024	---	---	---	---	1.77	---	---	---	---	---	---	---	---
				September 2024	---	---	---	---	1.78	---	---	---	---	---	---	---	---
				December 2024	---	---	---	---	1.79	---	---	---	---	---	---	---	---
EYDAP S.A. (CR)				(Contract Size: 100 Securities, Physical Delivery)													
5.94	5.79	5.83	-1.02%	March 2024	5.93	5.97	5.82	5.82	5.82	---	---	---	6.35	---	17	62	3,907
				June 2024	---	---	---	---	5.94	---	---	---	---	---	---	---	---
				September 2024	---	---	---	---	5.97	---	---	---	---	---	---	---	---
				December 2024	---	---	---	---	6.00	---	---	---	---	---	---	---	---
FOURLIS (CR)				(Contract Size: 100 Securities, Physical Delivery)													
4.23	4.16	4.16	0.60%	March 2024	4.18	4.22	4.17	4.19	4.19	---	---	---	4.46	---	22	64	1,309
				June 2024	---	---	---	---	4.17	---	---	---	---	---	---	---	---
				September 2024	---	---	---	---	4.19	---	---	---	---	---	---	---	---
				December 2024	---	---	---	---	4.21	---	---	---	---	---	---	---	---
GEK TERNA (CR)				(Contract Size: 100 Securities, Physical Delivery)													
13.84	13.66	13.66	-1.01%	March 2024	13.81	13.92	13.73	13.86	13.86	---	---	---	14.50	---	46	118	9,124
				June 2024	---	---	---	---	13.91	---	---	---	---	---	---	---	---
				September 2024	---	---	---	---	13.98	---	---	---	---	---	---	---	---
				December 2024	---	---	---	---	14.05	---	---	---	---	---	---	---	---
HELLENIC EXCHANGES-A.S.E. (CR)				(Contract Size: 100 Securities, Physical Delivery)													
5.55	5.4	5.53	-0.18%	March 2024	5.50	5.56	5.42	5.55	5.55	---	---	---	5.72	---	25	67	8,891
				June 2024	---	---	---	---	5.59	---	---	---	---	---	---	---	---
				September 2024	---	---	---	---	5.61	---	---	---	---	---	---	---	---
				December 2024	---	---	---	---	5.64	---	---	---	---	---	---	---	---

Derivatives notes

Fixing prices and final open positions can be retrieved from the following path <http://www.helex.gr/el/web/guest/statistics-end-of-day-derivatives>

Underlying Asset				Derivatives Market													
Price max	Price min	Closing price	change	Delivery Month	Open price	Price max	Price min	Last price	Closing price	Last Bid	Last Ask	Fixing price*	Life high	Life low	Trades	Volume	Open Interest
HELLENiQ ENERGY (CR)																	
(Contract Size: 100 Securities, Physical Delivery)																	
7.2	7.12	7.16	-0.28%	March 2024	7.22	7.22	7.17	7.20	7.20	---	---	---	7.88	---	20	72	5,877
---	---	---	---	June 2024	---	---	---	---	7.24	---	---	---	---	---	---	---	---
---	---	---	---	September 2024	---	---	---	---	7.28	---	---	---	---	---	---	---	---
---	---	---	---	December 2024	---	---	---	---	7.31	---	---	---	---	---	---	---	---
INTRACOM HOLDINGS (CR)																	
(Contract Size: 100 Securities, Physical Delivery)																	
3.72	3.58	3.72	3.33%	March 2024	3.62	3.76	3.60	3.75	3.75	---	---	---	3.76	---	106	456	7,364
---	---	---	---	June 2024	---	---	---	---	3.63	---	---	---	---	---	---	---	---
---	---	---	---	September 2024	---	---	---	---	3.65	---	---	---	---	---	---	---	---
---	---	---	---	December 2024	---	---	---	---	3.67	---	---	---	---	---	---	---	---
INTRAKAT (CR)																	
(Contract Size: 100 Securities, Physical Delivery)																	
5	4.945	4.99	-0.20%	March 2024	4.89	4.94	4.86	4.94	4.94	---	---	---	5.02	---	16	26	3,583
---	---	---	---	June 2024	---	---	---	---	5.04	---	---	---	---	---	---	---	---
---	---	---	---	September 2024	---	---	---	---	5.07	---	---	---	---	---	---	---	---
---	---	---	---	December 2024	---	---	---	---	5.09	---	---	---	---	---	---	---	---
JUMBO SA (CR)																	
(Contract Size: 100 Securities, Physical Delivery)																	
27.02	26.5	26.6	-1.48%	March 2024	26.83	26.89	26.64	26.65	26.65	---	---	---	27.14	---	27	121	742
---	---	---	---	June 2024	---	---	---	---	27.22	---	---	---	---	---	---	---	---
---	---	---	---	September 2024	---	---	---	---	27.36	---	---	---	---	---	---	---	---
---	---	---	---	December 2024	---	---	---	---	27.50	---	---	---	---	---	---	---	---
LAMDA DEVELOPMENT SA (CR)																	
(Contract Size: 100 Securities, Physical Delivery)																	
7.005	6.84	6.88	-1.43%	March 2024	7.03	7.03	6.92	6.93	6.93	---	---	---	7.30	---	11	40	6,249
---	---	---	---	June 2024	---	---	---	---	7.04	---	---	---	---	---	---	---	---
---	---	---	---	September 2024	---	---	---	---	7.07	---	---	---	---	---	---	---	---
---	---	---	---	December 2024	---	---	---	---	7.11	---	---	---	---	---	---	---	---
MIG (CR)																	
(Contract Size: 100 Securities, Physical Delivery)																	
4.67	4.6	4.64	-0.64%	March 2024	---	---	---	---	4.68	---	---	---	5.30	---	---	---	80
---	---	---	---	June 2024	---	---	---	---	4.71	---	---	---	---	---	---	---	---
---	---	---	---	September 2024	---	---	---	---	4.73	---	---	---	---	---	---	---	---
---	---	---	---	December 2024	---	---	---	---	4.76	---	---	---	---	---	---	---	---
MOTOR OIL (CR)																	
(Contract Size: 100 Securities, Physical Delivery)																	
26.08	25.58	26	0.46%	March 2024	26.10	26.14	25.80	26.14	26.14	---	---	---	26.14	---	11	29	584
---	---	---	---	June 2024	---	---	---	---	26.09	---	---	---	---	---	---	---	---
---	---	---	---	September 2024	---	---	---	---	26.23	---	---	---	---	---	---	---	---
---	---	---	---	December 2024	---	---	---	---	26.36	---	---	---	---	---	---	---	---

Derivatives notes

Fixing prices and final open positions can be retrieved from the following path <http://www.helex.gr/el/web/guest/statistics-end-of-day-derivatives>

Underlying Asset				Derivatives Market													
Price max	Price min	Closing price	change	Delivery Month	Open price	Price max	Price min	Last price	Closing price	Last Bid	Last Ask	Fixing price*	Life high	Life low	Trades	Volume	Open Interest
MYTILINEOS (CR)																	
(Contract Size: 100 Securities, Physical Delivery)																	
39.34	38.62	38.9	-1.42%	March 2024	39.80	39.80	38.88	39.09	39.09	---	---	---	39.80	---	74	159	3,504
---	---	---	---	June 2024	---	---	---	---	39.79	---	---	---	---	---	---	---	---
---	---	---	---	September 2024	---	---	---	---	39.99	---	---	---	---	---	---	---	---
---	---	---	---	December 2024	---	---	---	---	40.19	---	---	---	---	---	---	---	---
NATIONAL BANK (CR)																	
(Contract Size: 100 Securities, Physical Delivery)																	
6.9	6.754	6.85	-0.29%	March 2024	6.85	6.89	6.76	6.88	6.88	---	---	---	7.05	---	79	457	17,145
---	---	---	---	June 2024	---	---	---	---	6.93	---	---	---	---	---	---	---	---
---	---	---	---	September 2024	---	---	---	---	6.96	---	---	---	---	---	---	---	---
---	---	---	---	December 2024	---	---	---	---	7.00	---	---	---	---	---	---	---	---
OPAP (CR)																	
(Contract Size: 100 Securities, Physical Delivery)																	
16.36	16.13	16.18	-0.86%	March 2024	16.27	16.38	16.23	16.38	16.38	---	---	---	16.42	---	6	31	1,417
---	---	---	---	June 2024	---	---	---	---	16.46	---	---	---	---	---	---	---	---
---	---	---	---	September 2024	---	---	---	---	16.54	---	---	---	---	---	---	---	---
---	---	---	---	December 2024	---	---	---	---	16.62	---	---	---	---	---	---	---	---
OPTIMA BANK (CR)																	
(Contract Size: 100 Securities, Physical Delivery)																	
7.49	7.38	7.42	0.00%	March 2024	7.40	7.40	7.40	7.40	7.40	---	---	---	7.78	---	1	5	80
---	---	---	---	June 2024	---	---	---	---	7.48	---	---	---	---	---	---	---	---
---	---	---	---	September 2024	---	---	---	---	7.52	---	---	---	---	---	---	---	---
---	---	---	---	December 2024	---	---	---	---	7.56	---	---	---	---	---	---	---	---
OTE (CR)																	
(Contract Size: 100 Securities, Physical Delivery)																	
13.3	12.96	12.97	-2.63%	March 2024	13.35	13.39	12.99	13.08	13.08	---	---	---	13.69	---	70	350	8,381
---	---	---	---	June 2024	---	---	---	---	13.43	---	---	---	---	---	---	---	---
---	---	---	---	September 2024	---	---	---	---	13.50	---	---	---	---	---	---	---	---
---	---	---	---	December 2024	---	---	---	---	13.56	---	---	---	---	---	---	---	---
P.P.A. S.A. (CR)																	
(Contract Size: 100 Securities, Physical Delivery)																	
24.75	24.35	24.35	0.00%	March 2024	24.30	24.30	24.30	24.30	24.30	---	---	---	24.96	---	1	2	113
---	---	---	---	June 2024	---	---	---	---	24.55	---	---	---	---	---	---	---	---
---	---	---	---	September 2024	---	---	---	---	24.67	---	---	---	---	---	---	---	---
---	---	---	---	December 2024	---	---	---	---	24.80	---	---	---	---	---	---	---	---
PIRAEUS FINANCIAL HOLD (CR)																	
(Contract Size: 100 Securities, Physical Delivery)																	
3.454	3.38	3.434	-0.17%	March 2024	3.47	3.47	3.40	3.46	3.46	---	---	---	3.55	---	195	3,874	91,986
---	---	---	---	June 2024	3.46	3.47	3.46	3.47	3.47	---	---	---	3.47	---	2	2	---
---	---	---	---	September 2024	---	---	---	---	3.49	---	---	---	---	---	---	---	---
---	---	---	---	December 2024	---	---	---	---	3.50	---	---	---	---	---	---	---	---

Derivatives notes

Fixing prices and final open positions can be retrieved from the following path <http://www.helex.gr/el/web/guest/statistics-end-of-day-derivatives>

Underlying Asset				Derivatives Market													
Price max	Price min	Closing price	change	Delivery Month	Open price	Price max	Price min	Last price	Closing price	Last Bid	Last Ask	Fixing price*	Life high	Life low	Trades	Volume	Open Interest
PPC (CR)				(Contract Size: 100 Securities, Physical Delivery)													
12.52	12.21	12.27	-2.00%	March 2024	12.43	12.48	12.32	12.40	12.40	---	---	---	12.66	---	117	970	28,953
				June 2024	---	---	---	---	12.62	---	---	---	---	---	---	---	---
				September 2024	---	---	---	---	12.69	---	---	---	---	---	---	---	---
				December 2024	---	---	---	---	12.75	---	---	---	---	---	---	---	---
QUEST HOLDINGS (CR)				(Contract Size: 100 Securities, Physical Delivery)													
5.41	5.32	5.33	-2.20%	March 2024	---	---	---	---	5.50	---	---	---	5.70	---	---	---	108
				June 2024	---	---	---	---	5.50	---	---	---	---	---	---	---	---
				September 2024	---	---	---	---	5.52	---	---	---	---	---	---	---	---
				December 2024	---	---	---	---	5.55	---	---	---	---	---	---	---	---
TERNA ENERGY (CR)				(Contract Size: 100 Securities, Physical Delivery)													
15.06	14.81	14.82	-0.60%	March 2024	15.10	15.10	14.88	14.88	14.88	---	---	---	16.55	---	31	113	17,319
				June 2024	---	---	---	---	15.03	---	---	---	---	---	---	---	---
				September 2024	---	---	---	---	15.11	---	---	---	---	---	---	---	---
				December 2024	---	---	---	---	15.18	---	---	---	---	---	---	---	---
TITAN CEMENT (CB)				(Contract Size: 100 Securities, Physical Delivery)													
24	22.8	23	-0.86%	March 2024	23.09	23.09	22.79	22.99	22.99	---	---	---	23.34	---	9	29	398
				June 2024	---	---	---	---	23.39	---	---	---	---	---	---	---	---
				September 2024	---	---	---	---	23.51	---	---	---	---	---	---	---	---
				December 2024	---	---	---	---	23.63	---	---	---	---	---	---	---	---
VIOHALCO SA/NV (CB)				(Contract Size: 100 Securities, Physical Delivery)													
6.1	5.99	6.06	-0.16%	March 2024	6.06	6.13	6.03	6.13	6.13	---	---	---	6.33	---	40	135	4,566
				June 2024	---	---	---	---	6.12	---	---	---	---	---	---	---	---
				September 2024	---	---	---	---	6.15	---	---	---	---	---	---	---	---
				December 2024	---	---	---	---	6.18	---	---	---	---	---	---	---	---

Derivatives notes

Fixing prices and final open positions can be retrieved from the following path <http://www.helex.gr/el/web/guest/statistics-end-of-day-derivatives>

FTSE/Athex Large Cap

(Trade Unit: 1 Index Point x 2€ - Exercise Style: European, Cash Settlement)

Call Options																Put Options																						
Exercise Price	February 2024							March 2024							Other Months		February 2024						March 2024						Other Months		Exercise Price							
	Open price	Price max	Price min	Last price	Closing price	Volume	Open Interest	Open price	Price max	Price min	Last price	Closing price	Volume	Open Interest	Volume	Open Interest	Open price	Price max	Price min	Last price	Closing price	Volume	Open Interest	Open price	Price max	Price min	Last price	Closing price	Volume	Open Interest		Volume	Open Interest					
2,200	-	-	-	-	-	-	-	0.00	0.00	0.00	-	1,128.00	-	-	-	-	-	-	-	-	-	-	-	0.00	0.00	0.00	-	0.01	-	-	-	-	2,200					
2,250	-	-	-	-	-	-	-	0.00	0.00	0.00	-	1,078.00	-	-	-	-	-	-	-	-	-	-	-	0.00	0.00	0.00	-	0.01	-	-	-	-	2,250					
2,300	-	-	-	-	-	-	-	0.00	0.00	0.00	-	1,028.00	-	-	-	-	-	-	-	-	-	-	-	0.00	0.00	0.00	-	0.01	-	-	-	-	2,300					
2,350	-	-	-	-	-	-	-	0.00	0.00	0.00	-	978.00	-	-	-	-	-	-	-	-	-	-	-	0.00	0.00	0.00	-	0.01	-	-	-	-	2,350					
2,400	-	-	-	-	-	-	-	0.00	0.00	0.00	-	929.00	-	-	-	-	-	-	-	-	-	-	-	0.00	0.00	0.00	-	0.01	-	-	-	-	2,400					
2,450	-	-	-	-	-	-	-	0.00	0.00	0.00	-	879.00	-	-	-	-	-	-	-	-	-	-	-	0.00	0.00	0.00	-	0.01	-	-	-	-	2,450					
2,500	-	-	-	-	-	-	-	0.00	0.00	0.00	-	829.00	-	-	-	-	-	-	-	-	-	-	-	0.00	0.00	0.00	-	0.01	-	-	-	-	2,500					
2,550	-	-	-	-	-	-	-	0.00	0.00	0.00	-	779.00	-	-	-	-	-	-	-	-	-	-	-	0.00	0.00	0.00	-	0.01	-	-	-	-	2,550					
2,600	-	-	-	-	-	-	-	0.00	0.00	0.00	-	729.00	-	-	-	-	-	-	-	-	-	-	-	0.00	0.00	0.00	-	0.02	-	-	-	-	2,600					
2,650	-	-	-	-	-	-	-	0.00	0.00	0.00	-	679.00	-	-	-	-	-	-	-	-	-	-	-	0.00	0.00	0.00	-	0.05	-	-	-	-	2,650					
2,700	-	-	-	-	-	-	-	0.00	0.00	0.00	-	630.00	-	-	-	-	-	-	-	-	-	-	-	0.00	0.00	0.00	-	0.12	-	-	-	-	2,700					
2,750	-	-	-	-	-	-	-	0.00	0.00	0.00	-	580.00	-	-	-	-	-	-	-	-	-	-	-	0.00	0.00	0.00	-	0.29	-	-	-	-	2,750					
2,800	0.00	0.00	0.00	-	529.00	-	-	0.00	0.00	0.00	-	530.00	-	-	-	-	-	-	-	-	-	-	-	0.00	0.00	0.00	-	0.01	-	-	-	-	2,800					
2,850	0.00	0.00	0.00	-	479.00	-	-	0.00	0.00	0.00	-	481.00	-	-	-	-	-	-	-	-	-	-	-	0.00	0.00	0.00	-	1.30	-	-	-	-	2,850					
2,900	0.00	0.00	0.00	-	429.00	-	-	0.00	0.00	0.00	-	432.00	-	-	-	-	-	-	-	-	-	-	-	0.00	0.00	0.00	-	2.50	-	-	-	-	2,900					
2,950	0.00	0.00	0.00	-	379.00	-	-	0.00	0.00	0.00	-	385.00	-	-	-	-	-	-	-	-	-	-	-	0.00	0.00	0.00	-	4.50	-	-	-	-	2,950					
3,000	0.00	0.00	0.00	-	330.00	-	-	0.00	0.00	0.00	-	338.00	-	-	-	-	-	-	-	-	-	-	-	0.00	0.00	0.00	-	7.70	-	-	-	-	3,000					
3,050	0.00	0.00	0.00	-	281.00	-	80	0.00	0.00	0.00	-	293.00	-	-	-	-	-	-	-	-	-	-	-	0.00	0.00	0.00	-	12.75	-	-	-	-	3,050					
3,100	0.00	0.00	0.00	-	234.00	-	41	0.00	0.00	0.00	-	250.00	-	-	-	-	-	-	-	-	-	-	-	0.00	0.00	0.00	-	19.75	-	-	-	-	3,100					
3,150	0.00	0.00	0.00	-	189.00	-	61	0.00	0.00	0.00	-	211.00	-	-	-	-	-	-	-	-	-	-	-	0.00	0.00	0.00	-	29.75	-	-	-	-	3,150					
3,200	0.00	0.00	0.00	-	148.00	-	41	166.00	166.00	166.00	166.00	166.00	1	-	-	-	-	-	-	-	-	-	24.50	0.00	24.50	24.50	24.50	20	121	0.00	0.00	0.00	-	43.25	-	-	3,200	
3,250	0.00	0.00	0.00	-	111.00	-	3	120.00	120.00	120.00	120.00	120.00	20	-	-	-	-	-	-	-	-	-	-	0.00	0.00	0.00	-	60.00	-	21	-	-	3,250					
3,300	0.00	0.00	0.00	-	80.50	-	3	0.00	0.00	0.00	-	112.00	-	-	-	-	-	-	-	-	-	-	-	0.00	0.00	0.00	-	51.00	-	60	88.00	88.00	88.00	88.00	88.00	20	20	3,300
3,350	39.00	39.00	39.00	39.00	39.00	10	45	71.00	71.00	71.00	71.00	71.00	20	-	-	-	-	-	-	-	-	-	-	0.00	39.00	0.00	-	75.50	-	20	0.00	0.00	0.00	-	106.00	-	20	3,350
3,400	0.00	0.00	0.00	-	36.25	-	-	0.00	0.00	0.00	-	67.00	-	-	-	-	-	-	-	-	-	-	-	0.00	0.00	0.00	-	136.00	-	-	-	-	-	3,400				
3,450	0.00	0.00	0.00	-	22.50	-	-	0.00	0.00	0.00	-	50.00	-	-	-	-	-	-	-	-	-	-	-	0.00	0.00	0.00	-	169.00	-	-	-	-	-	3,450				
3,500	0.00	0.00	0.00	-	13.25	-	-	0.00	0.00	0.00	-	36.75	-	-	-	-	-	-	-	-	-	-	-	0.00	0.00	0.00	-	205.00	-	-	-	-	-	3,500				
3,550	0.00	0.00	0.00	-	7.40	-	-	0.00	0.00	0.00	-	26.25	-	-	-	-	-	-	-	-	-	-	-	0.00	0.00	0.00	-	244.00	-	-	-	-	-	3,550				
Totals:						10	274					41	0	0	0									20	327					20	61	0	0					
Number of Trades:							1						3		0										1					1		0						

ALPHA SERVICES HOLD (CR)

(Contract Size: 100 Securities, Exercise Style: American, Physical Delivery)

Call Options														Put Options																		
February 2024							March 2024							Other Months		February 2024							March 2024							Other Months		Exercise Price
Open price	Price max	Price min	Last price	Closing price	Volume	Open Interest	Open price	Price max	Price min	Last price	Closing price	Volume	Open Interest	Volume	Open Interest	Open price	Price max	Price min	Last price	Closing price	Volume	Open Interest	Open price	Price max	Price min	Last price	Closing price	Volume	Open Interest	Volume	Open Interest	
0.800					-	-	0.000	0.000	0.000		0.802	-	-			-	-	0.000	0.000	0.000		0.001	-	-							0.008	
0.850					-	-	0.000	0.000	0.000		0.752	-	-			-	-	0.000	0.000	0.000		0.001	-	-							0.009	
0.900					-	-	0.000	0.000	0.000		0.703	-	-			-	-	0.000	0.000	0.000		0.002	-	-							0.009	
0.950					-	-	0.000	0.000	0.000		0.653	-	-			-	-	0.000	0.000	0.000		0.003	-	-							0.010	
1.000	0.000	0.000	0.000		0.601	-	-	0.000	0.000	0.000		0.603	-	-		0.000	0.000	0.000		0.001	-	-		0.000	0.000	0.000		0.001	-	-		0.010
1.100	0.000	0.000	0.000		0.501	-	-	0.000	0.000	0.000		0.503	-	-		0.000	0.000	0.000		0.001	-	-		0.000	0.000	0.000		0.001	-	-		0.011
1.200	0.000	0.000	0.000		0.402	-	-	0.000	0.000	0.000		0.404	-	-		0.000	0.000	0.000		0.001	-	-		0.000	0.000	0.000		0.002	-	-		0.012
1.300	0.000	0.000	0.000		0.303	-	-	0.000	0.000	0.000		0.306	-	-		0.000	0.000	0.000		0.001	-	-		0.000	0.000	0.000		0.002	-	-		0.013
1.400	0.000	0.000	0.000		0.208	-	-	0.000	0.000	0.000		0.214	-	-		0.000	0.000	0.000		0.006	-	-		0.000	0.000	0.000		0.010	-	-		0.014
1.500	0.000	0.000	0.000		0.125	-	-	0.000	0.000	0.000		0.136	-	-		0.000	0.000	0.000		0.024	-	-		0.000	0.000	0.000		0.032	-	-		0.015
1.600	0.000	0.000	0.000		0.064	-	-	0.000	0.000	0.000		0.077	-	-		0.000	0.000	0.000		0.062	-	-		0.000	0.000	0.000		0.072	-	-		0.016
1.700	0.000	0.000	0.000		0.028	-	-	0.000	0.000	0.000		0.039	-	-		0.000	0.000	0.000		0.126	-	-		0.000	0.000	0.000		0.134	-	-		0.017
1.800	0.000	0.000	0.000		0.010	-	-	0.000	0.000	0.000		0.017	-	-		0.000	0.000	0.000		0.208	-	-		0.000	0.000	0.000		0.214	-	-		0.018
1.900	0.000	0.000	0.000		0.003	-	-	0.000	0.000	0.000		0.007	-	-		0.000	0.000	0.000		0.302	-	-		0.000	0.000	0.000		0.304	-	-		0.019
2.000	0.000	0.000	0.000		0.001	-	-	0.000	0.000	0.000		0.002	-	-		0.000	0.000	0.000		0.400	-	-		0.000	0.000	0.000		0.400	-	-		0.020
2.200	0.000	0.000	0.000		0.001	-	-	0.000	0.000	0.000		0.001	-	-		0.000	0.000	0.000		0.600	-	-		0.000	0.000	0.000		0.600	-	-		0.022
2.400					-	-	0.000	0.000	0.000		0.001	-	-			-	-	0.000	0.000	0.000		0.800	-	-							0.024	
Totals:					0	0						0	0			0	0						0	0						0	0	
Number of Trades:					0							0	0			0.00							0							0		

NATIONAL BANK (CR)

(Contract Size: 100 Securities, Exercise Style: American, Physical Delivery)

Call Options																Put Options																			
February 2024								March 2024								Other Months				February 2024								March 2024				Other Months			
Exercise Price	Open price	Price max	Price min	Last price	Closing price	Volume	Open Interest	Open price	Price max	Price min	Last price	Closing price	Volume	Open Interest	Volume	Open Interest	Open price	Price max	Price min	Last price	Closing price	Volume	Open Interest	Open price	Price max	Price min	Last price	Closing price	Volume	Open Interest	Volume	Open Interest	Exercise Price		
3.200						-	-	0.000	0.000	0.000		3.68	-	-			-	-	0.000	0.000	0.000		0.001	-	-								0.032		
3.400						-	-	0.000	0.000	0.000		3.48	-	-			-	-	0.000	0.000	0.000		0.001	-	-								0.034		
3.600						-	-	0.000	0.000	0.000		3.28	-	-			-	-	0.000	0.000	0.000		0.001	-	-								0.036		
3.800						-	-	0.000	0.000	0.000		3.08	-	-			-	-	0.000	0.000	0.000		0.002	-	-								0.038		
4.000	0.000	0.000	0.000		2.88	-	-	0.000	0.000	0.000		2.88	-	-			0.000	0.000	0.000		0.001	-	-	0.000	0.000	0.000		0.001	-	-			0.040		
4.400	0.000	0.000	0.000		2.48	-	-	0.000	0.000	0.000		2.48	-	-			0.000	0.000	0.000		0.001	-	-	0.000	0.000	0.000		0.001	-	-			0.044		
4.800	0.000	0.000	0.000		2.08	-	-	0.000	0.000	0.000		2.08	-	-			0.000	0.000	0.000		0.001	-	-	0.000	0.000	0.000		0.001	-	-			0.048		
5.200	0.000	0.000	0.000		1.68	-	-	0.000	0.000	0.000		1.69	-	-			0.000	0.000	0.000		0.001	-	-	0.000	0.000	0.000		0.003	-	-			0.052		
5.600	0.000	0.000	0.000		1.28	-	-	0.000	0.000	0.000		1.30	-	-			0.000	0.000	0.000		0.001	-	10	0.000	0.000	0.000		0.017	-	-			0.056		
6.000	0.000	0.000	0.000		0.885	-	-	0.000	0.000	0.000		0.944	-	-			0.000	0.000	0.000		0.008	-	3	0.000	0.000	0.000		0.057	-	-			0.060		
6.400	0.000	0.000	0.000		0.527	-	-	0.000	0.000	0.000		0.633	-	-			0.000	0.000	0.000		0.049	-	-	0.000	0.000	0.000		0.145	-	-			0.064		
6.800	0.000	0.000	0.000		0.254	-	-	0.000	0.000	0.000		0.392	-	-			0.000	0.000	0.000		0.176	-	-	0.000	0.000	0.000		0.304	-	-			0.068		
7.200	0.000	0.000	0.000		0.094	-	-	0.000	0.000	0.000		0.222	-	3			0.000	0.000	0.000		0.416	-	-	0.000	0.000	0.000		0.534	-	-			0.072		
7.600	0.000	0.000	0.000		0.027	-	-	0.000	0.000	0.000		0.115	-	-			0.000	0.000	0.000		0.750	-	-	0.000	0.000	0.000		0.828	-	-			0.076		
8.000	0.000	0.000	0.000		0.005	-	-	0.000	0.000	0.000		0.055	-	-			0.000	0.000	0.000		1.13	-	-	0.000	0.000	0.000		1.17	-	-			0.080		
8.400	0.000	0.000	0.000		0.001	-	-	0.000	0.000	0.000		0.024	-	-			0.000	0.000	0.000		1.53	-	-	0.000	0.000	0.000		1.54	-	-			0.084		
8.800	0.000	0.000	0.000		0.001	-	-	0.000	0.000	0.000		0.010	-	-			0.000	0.000	0.000		1.93	-	-	0.000	0.000	0.000		1.93	-	-			0.088		
Totals:						0	0						0	3	0	0						0	13						0	230	0	0			
Number of Trades:						0							0		0								0.00						0		0				

OPAP (CR)

(Contract Size: 100 Securities, Exercise Style: American, Physical Delivery)

Call Options														Put Options																		
February 2024							March 2024							Other Months		February 2024							March 2024							Other Months		Exercise Price
Open price	Price max	Price min	Last price	Closing price	Volume	Open Interest	Open price	Price max	Price min	Last price	Closing price	Volume	Open Interest	Volume	Open Interest	Open price	Price max	Price min	Last price	Closing price	Volume	Open Interest	Open price	Price max	Price min	Last price	Closing price	Volume	Open Interest	Volume	Open Interest	
9.600	0.000	0.000	0.000	6.73	-	-	0.000	0.000	0.000	6.75	-	-				0.000	0.000	0.000	0.001	-	-	0.000	0.000	0.000	0.001	-	-				0.096	
10.000	0.000	0.000	0.000	6.33	-	-	0.000	0.000	0.000	6.35	-	-				0.000	0.000	0.000	0.001	-	-	0.000	0.000	0.000	0.001	-	-				0.100	
11.000	0.000	0.000	0.000	5.33	-	-	0.000	0.000	0.000	5.35	-	-				0.000	0.000	0.000	0.001	-	-	0.000	0.000	0.000	0.001	-	-				0.110	
12.000	0.000	0.000	0.000	4.34	-	-	0.000	0.000	0.000	4.35	-	-				0.000	0.000	0.000	0.001	-	-	0.000	0.000	0.000	0.001	-	-				0.120	
13.000	0.000	0.000	0.000	3.34	-	-	0.000	0.000	0.000	3.36	-	-				0.000	0.000	0.000	0.001	-	-	0.000	0.000	0.000	0.001	-	-				0.130	
14.000	0.000	0.000	0.000	2.34	-	-	0.000	0.000	0.000	2.37	-	-				0.000	0.000	0.000	0.001	-	-	0.000	0.000	0.000	0.014	-	-				0.140	
15.000	0.000	0.000	0.000	1.37	-	-	0.000	0.000	0.000	1.46	-	-				0.000	0.000	0.000	0.026	-	-	0.000	0.000	0.000	0.099	-	-				0.150	
16.000	0.000	0.000	0.000	0.565	-	167	0.000	0.000	0.000	0.735	-	-				0.000	0.000	0.000	0.225	-	-	0.000	0.000	0.000	0.372	-	-				0.160	
17.000	0.000	0.000	0.000	0.140	-	-	0.000	0.000	0.000	0.291	-	-				0.000	0.000	0.000	0.802	-	-	0.000	0.000	0.000	0.930	-	-				0.170	
18.000	0.000	0.000	0.000	0.018	-	-	0.000	0.000	0.000	0.087	-	-				0.000	0.000	0.000	1.69	-	-	0.000	0.000	0.000	1.73	-	-				0.180	
19.000	0.000	0.000	0.000	0.001	-	-	0.000	0.000	0.000	0.021	-	-				0.000	0.000	0.000	2.68	-	-	0.000	0.000	0.000	2.68	-	-				0.190	
20.000	0.000	0.000	0.000	0.001	-	-	0.000	0.000	0.000	0.004	-	-				0.000	0.000	0.000	3.68	-	-	0.000	0.000	0.000	3.68	-	-				0.200	
22.000	0.000	0.000	0.000	0.001	-	-	0.000	0.000	0.000	0.001	-	-				0.000	0.000	0.000	5.68	-	-	0.000	0.000	0.000	5.68	-	-				0.220	
24.000					-	-	0.000	0.000	0.000	0.001	-	-									-	-	0.000	0.000	0.000	7.68	-	-				0.240
Totals:					0	167					0	0	0	0	0						0	0						0	0	0	0	0
Number of Trades:					0						0	0	0									0.00						0	0			

OTE (CR)

(Contract Size: 100 Securities, Exercise Style: American, Physical Delivery)

Exercise Price	Call Options													Put Options																			
	February 2024						March 2024						Other Months		February 2024						March 2024						Other Months		Exercise Price				
	Open price	Price max	Price min	Last price	Closing price	Volume	Open Interest	Open price	Price max	Price min	Last price	Closing price	Volume	Open Interest	Volume	Open Interest	Open price	Price max	Price min	Last price	Closing price	Volume	Open Interest	Open price	Price max	Price min	Last price	Closing price		Volume	Open Interest	Volume	Open Interest
9.200	0.000	0.000	0.000		4.13	-	-	0.000	0.000	0.000		4.15	-	-			0.000	0.000	0.000		0.001	-	-	0.000	0.000	0.000		0.001		-	-		
9.600	0.000	0.000	0.000		3.73	-	-	0.000	0.000	0.000		3.75	-	-			0.000	0.000	0.000		0.001	-	-	0.000	0.000	0.000		0.001	-	-			0.096
10.000	0.000	0.000	0.000		3.33	-	-	0.000	0.000	0.000		3.35	-	-			0.000	0.000	0.000		0.001	-	-	0.000	0.000	0.000		0.001	-	-			0.100
11.000	0.000	0.000	0.000		2.33	-	-	0.000	0.000	0.000		2.36	-	-			0.000	0.000	0.000		0.001	-	-	0.000	0.000	0.000		0.007	-	-			0.110
12.000	0.000	0.000	0.000		1.35	-	-	0.000	0.000	0.000		1.42	-	-			0.000	0.000	0.000		0.013	-	-	0.000	0.000	0.000		0.067	-	-			0.120
13.000	0.286	0.286	0.286	0.286	0.286	5	7	0.000	0.000	0.000		0.677	-	-			0.000	0.000	0.000		0.185	-	10	0.000	0.000	0.000		0.322	-	-			0.130
14.000	0.000	0.000	0.000		0.104	-	6	0.000	0.000	0.000		0.240	-	-			0.000	0.000	0.000		0.769	-	-	0.000	0.000	0.000		0.886	-	-			0.140
15.000	0.000	0.000	0.000		0.009	-	-	0.000	0.000	0.000		0.063	-	-			0.000	0.000	0.000		1.68	-	-	0.000	0.000	0.000		1.72	-	-			0.150
16.000	0.000	0.000	0.000		0.002	-	-	0.000	0.000	0.000		0.011	-	-			0.000	0.000	0.000		2.68	-	-	0.000	0.000	0.000		2.68	-	-			0.160
17.000	0.000	0.000	0.000		0.001	-	-	0.000	0.000	0.000		0.002	-	-			0.000	0.000	0.000		3.68	-	-	0.000	0.000	0.000		3.68	-	-			0.170
18.000	0.000	0.000	0.000		0.001	-	-	0.000	0.000	0.000		0.001	-	-			0.000	0.000	0.000		4.68	-	-	0.000	0.000	0.000		4.68	-	-			0.180
19.000						-	-	0.000	0.000	0.000		0.001	-	-								-	-	0.000	0.000	0.000		5.68	-	-			0.190
20.000						-	-	0.000	0.000	0.000		0.001	-	-								-	-	0.000	0.000	0.000		6.68	-	-			0.200
22.000						-	-	0.000	0.000	0.000		0.001	-	-								-	-	0.000	0.000	0.000		8.68	-	-			0.220
Totals:						5	13						0	0	0	0						5	10					0	0	0	0		
Number of Trades:						1							0	0	0	0						0.00						0	0	0	0		

PIRAEUS FINANCIAL HOLD (CR)

(Contract Size: 100 Securities, Exercise Style: American, Physical Delivery)

Call Options														Put Options																		
February 2024							March 2024							Other Months		February 2024							March 2024							Other Months		Exercise Price
Open price	Price max	Price min	Last price	Closing price	Volume	Open Interest	Open price	Price max	Price min	Last price	Closing price	Volume	Open Interest	Volume	Open Interest	Open price	Price max	Price min	Last price	Closing price	Volume	Open Interest	Open price	Price max	Price min	Last price	Closing price	Volume	Open Interest	Volume	Open Interest	
1.300					-	-	0.000	0.000	0.000		2.14	-	-			-	-	0.000	0.000	0.000		0.001	-	-								0.013
1.400					-	-	0.000	0.000	0.000		2.04	-	-			-	-	0.000	0.000	0.000		0.001	-	-								0.014
1.500					-	-	0.000	0.000	0.000		1.94	-	-			-	-	0.000	0.000	0.000		0.001	-	-								0.015
1.600					-	-	0.000	0.000	0.000		1.84	-	-			-	-	0.000	0.000	0.000		0.001	-	-								0.016
1.700					-	-	0.000	0.000	0.000		1.74	-	-			-	-	0.000	0.000	0.000		0.001	-	-								0.017
1.800					-	-	0.000	0.000	0.000		1.65	-	-			-	-	0.000	0.000	0.000		0.001	-	-								0.018
1.900					-	-	0.000	0.000	0.000		1.55	-	-			-	-	0.000	0.000	0.000		0.001	-	-								0.019
2.000	0.000	0.000	0.000		1.44	-	-	0.000	0.000	0.000		1.45	-	-		0.000	0.000	0.000		0.001	-	-		0.000	0.000	0.000		0.001	-	-		0.020
2.200	0.000	0.000	0.000		1.24	-	-	0.000	0.000	0.000		1.25	-	-		0.000	0.000	0.000		0.001	-	-		0.000	0.000	0.000		0.001	-	-		0.022
2.400	0.000	0.000	0.000		1.04	-	-	0.000	0.000	0.000		1.05	-	-		0.000	0.000	0.000		0.001	-	-		0.000	0.000	0.000		0.002	-	-		0.024
2.600	0.000	0.000	0.000		0.843	-	-	0.000	0.000	0.000		0.849	-	-		0.000	0.000	0.000		0.001	-	-		0.000	0.000	0.000		0.002	-	-		0.026
2.800	0.000	0.000	0.000		0.644	-	-	0.000	0.000	0.000		0.657	-	-		0.000	0.000	0.000		0.001	-	-		0.000	0.000	0.000		0.009	-	-		0.028
3.000	0.000	0.000	0.000		0.449	-	-	0.000	0.000	0.000		0.479	-	-		0.000	0.000	0.000		0.006	-	-		0.000	0.000	0.000		0.030	-	-		0.030
3.200	0.000	0.000	0.000		0.273	-	-	0.000	0.000	0.000		0.323	-	-		0.000	0.000	0.000		0.029	-	-		0.000	0.000	0.000		0.075	-	-		0.032
3.400	0.000	0.000	0.000		0.139	-	10	0.000	0.000	0.000		0.203	-	-		0.000	0.000	0.000		0.094	-	-		0.000	0.000	0.000		0.154	-	-		0.034
3.600	0.000	0.000	0.000		0.056	-	10	0.000	0.000	0.000		0.117	-	-		0.000	0.000	0.000		0.212	-	-		0.000	0.000	0.000		0.268	-	-		0.036
3.800	0.000	0.000	0.000		0.018	-	-	0.000	0.000	0.000		0.062	-	-		0.000	0.000	0.000		0.375	-	-		0.000	0.000	0.000		0.414	-	-		0.038
4.000	0.000	0.000	0.000		0.005	-	-	0.000	0.000	0.000		0.030	-	-		0.000	0.000	0.000		0.562	-	-		0.000	0.000	0.000		0.582	-	-		0.040
4.400	0.000	0.000	0.000		0.001	-	-	0.000	0.000	0.000		0.006	-	-		0.000	0.000	0.000		0.960	-	-		0.000	0.000	0.000		0.961	-	-		0.044
4.800	0.000	0.000	0.000		0.001	-	-	0.000	0.000	0.000		0.001	-	-		0.000	0.000	0.000		1.36	-	-		0.000	0.000	0.000		1.36	-	-		0.048
5.200	0.000	0.000	0.000		0.001	-	-	0.000	0.000	0.000		0.001	-	-		0.000	0.000	0.000		1.76	-	-		0.000	0.000	0.000		1.76	-	-		0.052
Totals:					0	20						0	0	0							0	0										0
Number of Trades:					0							0	0								0.00										0	

PPC (CR)

(Contract Size: 100 Securities, Exercise Style: American, Physical Delivery)

Call Options														Put Options																		
February 2024							March 2024							Other Months		February 2024							March 2024							Other Months		Exercise Price
Open price	Price max	Price min	Last price	Closing price	Volume	Open Interest	Open price	Price max	Price min	Last price	Closing price	Volume	Open Interest	Volume	Open Interest	Open price	Price max	Price min	Last price	Closing price	Volume	Open Interest	Open price	Price max	Price min	Last price	Closing price	Volume	Open Interest	Volume	Open Interest	
5.600					-	-	0.000	0.000	0.000		6.94	-	-			-	-	0.000	0.000	0.000		0.001	-	-			-	-			0.056	
6.000					-	-	0.000	0.000	0.000		6.54	-	-			-	-	0.000	0.000	0.000		0.001	-	-			-	-			0.060	
6.400					-	-	0.000	0.000	0.000		6.14	-	-			-	-	0.000	0.000	0.000		0.001	-	-			-	-			0.064	
6.800					-	-	0.000	0.000	0.000		5.74	-	-			-	-	0.000	0.000	0.000		0.001	-	-			-	-			0.068	
7.200					-	-	0.000	0.000	0.000		5.34	-	-			-	-	0.000	0.000	0.000		0.001	-	-			-	-			0.072	
7.600					-	-	0.000	0.000	0.000		4.94	-	-			-	-	0.000	0.000	0.000		0.001	-	-			-	-			0.076	
8.000	0.000	0.000	0.000		4.53	-	-	0.000	0.000	0.000		4.54	-	-		0.000	0.000	0.000		0.001	-	-		0.000	0.000	0.000		0.001	-	-		0.080
8.400	0.000	0.000	0.000		4.13	-	-	0.000	0.000	0.000		4.14	-	-		0.000	0.000	0.000		0.001	-	-		0.000	0.000	0.000		0.001	-	-		0.084
8.800	0.000	0.000	0.000		3.73	-	-	0.000	0.000	0.000		3.75	-	-		0.000	0.000	0.000		0.001	-	-		0.000	0.000	0.000		0.001	-	-		0.088
9.200	0.000	0.000	0.000		3.33	-	-	0.000	0.000	0.000		3.35	-	-		0.000	0.000	0.000		0.001	-	-		0.000	0.000	0.000		0.001	-	-		0.092
9.600	0.000	0.000	0.000		2.93	-	-	0.000	0.000	0.000		2.95	-	-		0.000	0.000	0.000		0.001	-	-		0.000	0.000	0.000		0.004	-	-		0.096
10.000	0.000	0.000	0.000		2.53	-	-	0.000	0.000	0.000		2.56	-	-		0.000	0.000	0.000		0.001	-	15		0.000	0.000	0.000		0.010	-	-		0.100
11.000	0.000	0.000	0.000		1.56	-	-	0.000	0.000	0.000		1.63	-	-		0.000	0.000	0.000		0.025	-	-		0.000	0.000	0.000		0.079	-	-		0.110
12.000	0.000	0.000	0.000		0.731	-	5	0.000	0.000	0.000		0.878	-	-		0.000	0.000	0.000		0.196	-	16		0.000	0.000	0.000		0.325	-	-		0.120
13.000	0.000	0.000	0.000		0.234	-	20	0.000	0.000	0.000		0.384	-	-		0.000	0.000	0.000		0.699	-	15		0.000	0.000	0.000		0.831	-	-		0.130
14.000	0.000	0.000	0.000		0.048	-	-	0.000	0.000	0.000		0.137	-	-		0.000	0.000	0.000		1.52	-	-		0.000	0.000	0.000		1.59	-	-		0.140
15.000	0.000	0.000	0.000		0.006	-	-	0.000	0.000	0.000		0.040	-	-		0.000	0.000	0.000		2.48	-	-		0.000	0.000	0.000		2.50	-	-		0.150
16.000	0.000	0.000	0.000		0.001	-	-	0.000	0.000	0.000		0.009	-	-		0.000	0.000	0.000		3.48	-	-		0.000	0.000	0.000		3.48	-	-		0.160
17.000	0.000	0.000	0.000		0.001	-	-	0.000	0.000	0.000		0.002	-	-		0.000	0.000	0.000		4.48	-	-		0.000	0.000	0.000		4.48	-	-		0.170
18.000	0.000	0.000	0.000		0.001	-	-	0.000	0.000	0.000		0.001	-	-		0.000	0.000	0.000		5.48	-	-		0.000	0.000	0.000		5.48	-	-		0.180
Totals:					0	25						0	0		0	0					0	46						0	5		0	0
Number of Trades:					0						0		0			0.00						0						0		0		

Lending Products	Underlying Title	Open Interest[5]	Multilateral Transactions[1]				Bilateral Transactions[2]		Stock Borrowing through OTC (volume)[3]
			Volume(Offered)	Average Weighted	Transactions volume	Average Weighted	Transactions Volume	Average Weighted	Transactions Volume
ADMIEBOR	ADMIE (IPTO) HOLDING S.A. (CR)	---	---	---	---	---	---	207,580	
AEGNBOR	AEGEAN AIRLINES (CR)	---	---	---	---	---	---	155,244	
AETFBOR	ALPHA ETF FTSE Athex Large Cap	---	---	---	---	---	---	---	
ALPHABOR	ALPHA SERVICES HOLD (CR)	---	---	---	---	---	---	57,294,735	
OTOELBOR	AUTOHELLAS SA (CR)	4,300	---	---	---	---	---	109,562	
AVAXBOR	AVAX S.A. (CR)	2,000	---	---	---	---	---	---	
EEEBOR	CC HBC AG (CR)	1,358	---	---	---	---	---	42,277	
CENERBOR	CENERGY HOLDINGS (CB)	100	---	---	---	---	---	7,562	
ELLAKTORBOR	ELLAKTOR (CR)	2,681	---	---	---	---	---	88,062	
ELHABOR	ELVALHALCOR (CR)	788	---	---	---	---	---	64,887	
EUROBBOR	EUROBANK HOLDINGS (CR)	---	---	---	---	---	---	34,250,349	
EYDAPBOR	EYDAP S.A. (CR)	845	---	---	---	---	---	266,268	
FOYRKBOR	FOURLIS (CR)	230	---	---	---	---	---	10,875	
GEKTERNABOR	GEK TERNA (CR)	---	---	---	---	---	---	6,303,698	
SARBOR	GR. SARANTIS S.A. (CR)	857	---	---	---	---	---	49,277	
EXAEBOR	HELLENIC EXCHANGES-A.S.E. (CR)	200	---	---	---	---	---	167,047	
ELPEBOR	HELLENIQ ENERGY (CR)	---	---	---	---	---	---	259,417	
INTRKBOR	INTRACOM HOLDINGS (CR)	---	---	---	---	---	---	---	
INKATBOR	INTRAKAT (CR)	---	---	---	---	---	---	---	
BELABOR	JUMBO SA (CR)	1,200	---	---	---	---	---	210,665	
LAMDABOR	LAMDA DEVELOPMENT SA (CR)	400	---	---	---	---	---	362,875	
MIGBOR	MIG (CR)	1,992	---	---	---	---	---	40,179	
MOHBOR	MOTOR OIL (CR)	20,881	---	---	---	---	---	402,738	
MYTILBOR	MYTILINEOS (CR)	261	---	---	---	---	---	155,660	
ETEBOR	NATIONAL BANK (CR)	---	---	---	---	---	---	15,639,603	
OPAPBOR	OPAP (CR)	7,504	---	---	---	---	---	1,622,753	
OPTIMABOR	OPTIMA BANK (CR)	3,900	---	---	---	---	---	11,005	
HTOBOR	OTE (CR)	10,750	---	---	---	---	---	1,558,131	
PPABOR	P.P.A. S.A. (CR)	1,500	---	---	---	---	---	68,311	
TPEIRBOR	PIRAEUS FINANCIAL HOLD (CR)	---	---	---	---	---	---	906,151	
PPCBOR	PPC (CR)	500	---	---	---	---	---	1,278,881	

Stock Lending Notes

[1] - Multilateral contracts Lending or Borrowing as per Methods 8-1, 8-2 and 8-3-3 (According to ATHEX BoD Resolution No.17)

[2] - Bilateral Contracts Lending or Borrowing as per Methods 8-3-1 and 8-3-2 (According to ATHEX BoD Resolution No.20)

[3] - The information concerning OTC Stock Borrowing Transactions is based on the statements of the Dematerialised Securities System (DSS) operators involved and refers to volumes that have been registered up until the previous working day.

[4] - Average Price (Volume weighted)

[5] - The Data concerning Open Interest before the start of trading session

Lending Products	Underlying Title	Open Interest[5]	Multilateral Transactions[1]				Bilateral Transactions[2]		Stock Borrowing through OTC (volume)[3]	
			Volume(Offered)	Average Weighted	Transactions volume	Average Weighted	Transactions Volume	Average Weighted	Transactions Volume	
QUALBOR	QUALITY & RELIABILITY SA (CR)	---	---	---	---	---	---	---	---	
QUESTBOR	QUEST HOLDINGS (CR)	391	---	---	---	---	---	---	40,133	
TENERGYBOR	TERNA ENERGY (CR)	---	---	---	---	---	---	---	281,378	
TITCBOR	TITAN CEMENT (CB)	8,900	---	---	---	---	---	---	233,665	
VIOBOR	VIOHALCO SA/NV (CB)	3,244	---	---	---	---	---	---	---	

Stock Lending Notes

[1] - Multilateral contracts Lending or Borrowing as per Methods 8-1, 8-2 and 8-3-3 (According to ATHEX BoD Resolution No.17)

[2] - Bilateral Contracts Lending or Borrowing as per Methods 8-3-1 and 8-3-2 (According to ATHEX BoD Resolution No.20)

[3] - The information concerning OTC Stock Borrowing Transactions is based on the statements of the Dematerialised Securities System (DSS) operators involved and refers to volumes that have been registered up until the previous working day.

[4] - Average Price (Volume weighted)

[5] - The Data concerning Open Interest before the start of trading session

Sectors codification for listed companies

12003-	ETF	10101010	Computer Services
10101015	Software	10102030	Computer Hardware
15101010	Telecommunications Equipment	15102015	Telecommunications Services
20101010	Health Care Facilities	20101025	Health Care Services
20102010	Medical Equipment	20103015	Pharmaceuticals
30101010	Banks	30202000	Diversified Financial Services
30202010	Asset Managers & Custodians	30202015	Investment Services
30204000	Closed End Investments	30302010	Full Line Insurance
30302015	Insurance Brokers	30302025	Property and Casualty Insurance
35101010	Real Estate Holding and Development	35101015	Real Estate Services
35102000	Diversified REITs	35102030	Office REITs
35102045	Retail REITs.	40201040	Rental & Leasing Services: Consumer
40202010	Home Construction	40202015	Household Furnishings
40202020	Household Appliance	40203040	Electronic Entertainment
40204020	Clothing & Accessories	40301010	Entertainment
40301030	Publishing	40301035	Radio & TV Broadcasters
40401010	Diversified Retailers	40401020	Apparel Retailers
40401025	Home Improvement Retailers	40401030	Specialty Retailers
40501010	Airlines	40501015	Travel & Tourism
40501020	Casinos & Gambling	40501025	Hotels & Motels
45101015	Distillers & Vintners	45101020	Soft Drinks
45102010	Farming Fishing Ranching & Plantations	45102020	Food Products
45103010	Tobacco	45201010	Food Retailers & Wholesalers
45201020	Personal Products	50101010	Construction
50101020	Building Roof/Wallboard and Plumbing	50101030	Cement
50101035	Building Materials: Other	50202010	Electrical Components
50203015	Plastics	50203030	Containers & Packaging
50204000	Machinery: Industrial	50204020	Machinery: Construction & Handling
50205010	Industrial Suppliers	50205020	Back Office Support HR & Consulting
50205030	Forms & Bulk Printing Services	50206015	Commercial Vehicles & Parts
50206030	Marine Transportation	50206060	Transportation Services
55101000	Diversified Materials	55101020	Textile Products
55102000	General Mining	55102010	Iron & Steel
55102015	Metal Fabricating	55102035	Aluminum
60101020	Oil Refining and Marketing	65101010	Alternative Electricity
65101015	Conventional Electricity	65102000	Multi-Utilities
65102030	Water		



ATHEX
Athens Stock Exchange

Λεωφ. Αθηνών 110 104 42 Αθήνα
110, Athinon Ave. GR 104 42 Athens
tel. (+30)210-33.66.800, fax (+30)210-33.66.101
www.athexgroup.gr