

24

Ημερήσιο Δελτίο
Συναλλακτικής Δραστηριότητας

Daily Official List
of Trading Activity

Monday, 22 January, 2024

Year: 145 Trading Day No: 15



ATHEXGROUP
Athens Exchange Group

Disclaimer:

Hellenic Exchanges-Athens Stock Exchange S.A endeavours to ensure that the data and other material ("Information") presented on the Daily Official List are accurate and complete, but it is not liable for any errors or omissions of data or /and for the accuracy, credibility, updating and completeness of the aforesaid information nor it has any liability arising directly or indirectly from the use of the above Information.

The Company is not liable for the accuracy of the data included in listed companies' announcements. Only the sender of such an announcement is fully and solely liable for any infringement of third party's rights from the content of such announcement. All contents of the Daily Official List are provided only for information purposes and do not constitute investment advice or solicitation to invest in securities or other products listed for trading on the Exchange.

You acknowledge and agree that the Company is the owner of any property rights related to any Information appearing on the Daily Official List including intellectual property rights copyright, trademarks, etc.

The above data are a property of the Hellenic Exchanges-Athens Exchange and are copyright protected. Users are forbidden to reproduce, modify, copy, sale, transmit or redistribute, by all reproduction means and methods, part or the whole of the above data, without reference to their source.

The commercial exploitation of these data is, also, forbidden by third parties. Hellenic Exchanges-Athens Exchange does not carry any responsibility, direct or indirect, derived from usage or accidental alteration of the above data when used by third parties.

Hellenic Exchanges – Athens Stock Exchange S.A.

110 Athinon Ave., 10442 Athens, Tel: (210) 33.66.800, Fax: (210) 32.13.938

www.athexgroup.gr

Thessalonica Stock Exchange Center (T.S.E.C)

16-18 Katouni Str., Thessalonica 546 25 Tel: (2310) 567.667, Fax: (2310) 530.545

Athex Members Guarantee Fund

14-16 Fidiou Str., Athens 106 78, Tel: (210) 33.04.682, Fax: (210) 33.04.155

Hellenic Republic Capital Market Commission

1 Kolokotroni Str. & 1 Stadiou Str., Athens 10562 Tel: (210) 33.77.100 Fax: (210) 33.77.173

Table of Contents

Section 1: Statistical Figures of Securities, Derivatives and Lending

Summary of Markets

Athex Indices

Analytic Figures for Athex Market's Boards and Categories

Trading Details by Athex Sectors and Financial Instruments (ETFs)

Top 10 best & worst performing Shares

Derivatives Summary

Section 2: Analytic Figures of Shares Transactions

Analytic Figures of Shares Transactions

Shares' Notes

Section 3: Figures of Securities Transactions

Securities Blocks Details

Shares Rights Details

Stock Borrowing

Forced Sales Details

Forced Sales Registered Shares

Exchange Traded Funds (ETFs) Characteristics

Section 5: Bonds traded in Fixed Income Assets Market

Convertible Corporate Bonds - Regulated Market

Non Convertible Corporate Bonds - Regulated Market

Government Bonds

Treasury Bills & Zero Coupon Government Bonds

Government Bonds Traded with the Open Outcry Method

State Banks Bonds

Section 6: Additional Infos

Athex & ATHEXClear Members List

List of Stocks under Market Making operations

Section 7: Derivatives Market Analytic Figures

Index Futures

Stock Futures

Index Options

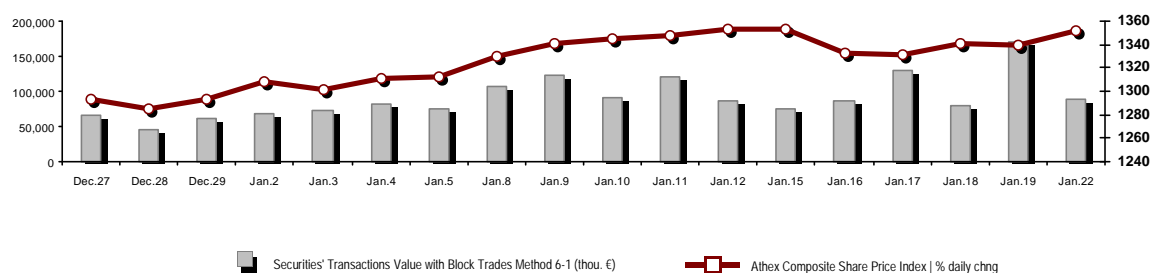
Stock Options

Stock Lending Analytic Figures

Appendix A: Sectors codification for listed companies

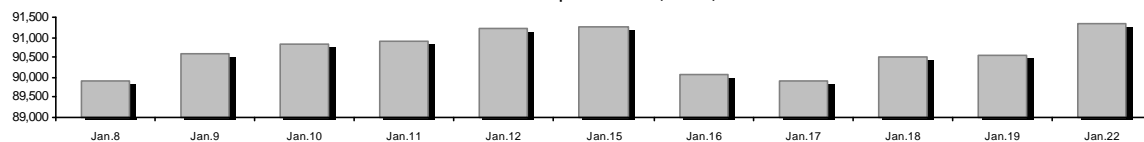
Summary of Markets

Athex Composite Share Price Index vs Shares and Derivatives Transactions Value

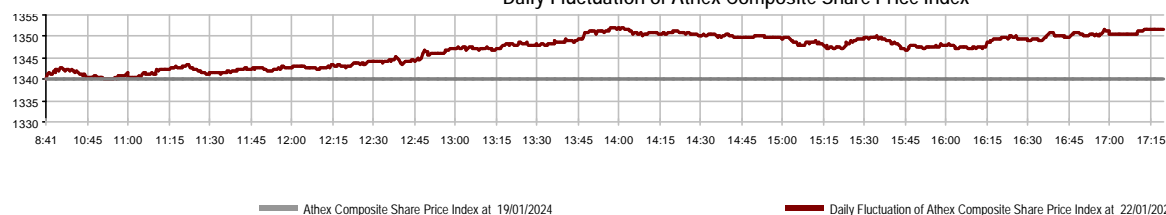


Athex Capitalisation (mill. €) **:	91,328.10		Derivatives Total Open Interest	462,739
Daily change: mill. € %	784.68	0.87%	in Index Futures % daily chng	6,302 -1.44%
Yearly Avg Capitalisation: mill. € % chng prev year Avg	90,102.43	12.09%	in Stock Futures % daily chng	455,401 0.43%
Athex Composite Share Price Index % daily chng	1,351.56	0.86%	in Index Options % daily chng	539 -55.64%
Athex Composite Share Price Index Capitalisation (mill. €)	82,925.15		in Stock Options % daily chng	497 -53.77%
Daily change (mill. €)	729.08			
Securities' Transactions Value with Block Trades Method 6-1 (t)	89,571.88		Derivatives Contracts Volume:	19,268
Daily change: %	-81,042.03	-47.50%	Daily change: pieces %	5,966 44.85%
YtD Avg Trans. Value: thou. € % chng prev year Avg	97,110.70	-11.37%	YtD Avg Derivatives Contracts % chng prev year Avg	20,761 -52.78%
Blocks Transactions Value of Method 6-1 (thou. €)	2,440.51		Derivatives Trades Number:	1,581
Blocks Transactions Value of Method 6-2 & 6-3 (thou. €)	0.00		Daily change: number %	263 19.95%
Bonds Transactions Value (thou.€)	1,285.99		YtD Avg Trades number % chng prev year Avg	1,737 -25.46%
Securities' Transactions Volume with Block Trades Method 6-1 (tho)	21,550.58		Lending Total Open Interest	73,287
Daily change: thou. pieces %	-4,255.04	-16.49%	Daily change: pieces %	-1,281 -1.72%
YtD Avg Volume: % chng prev year Avg	22,664.68	-32.59%	Lending Volume (Multilateral/Bilateral)	7,500
Blocks Transactions Volume of Method 6-1 (thou. Pieces)	887.55		Daily change: pieces %	7,500
Blocks Transactions Volume of Method 6-2 & 6-3 (thou. Pieces)	0.00		Multilateral Lending	2,500
Bonds Transactions Volume	1,344,000		Bilateral Lending	5,000
Securities' Trades Number with Block Trades Method 6-1	36,845		Lending Trades Number:	8
Daily change: number %	3,842	11.64%	Daily change: %	8
YtD Avg Trades number % chng prev year Avg	36,162	-0.17%	Multilateral Lending Trades Number	7
Number of Blocks Method 6-1	5		Bilateral Lending Trades Number	1
Number of Blocks Method 6-2 & 6-3	0			
Number of Bonds Transactions	219			

Athex Capitalisation (mill. €) **



Daily Fluctuation of Athex Composite Share Price Index



Athex Indices

Index name	22/01/2024	19/01/2024	pts.	%	Min	Max	Year min	Year max	Year change
Athex Composite Share Price Index	1,351.56 #	1,340.03	11.53	0.86%	1,339.96	1,352.18	1,293.14	1,354.71	4.52% #
Athex Composite Index Total Return Index	2,464.36 #	2,443.35	21.01	0.86%	2,443.22	2,465.50	2,355.44	2,470.11	4.62% #
Athex ESG Index	1,551.19 #	1,534.63	16.56	1.08%	1,533.67	1,551.19	1,471.77	1,551.19	5.40% #
ATHEX Alternative Market Price Index	10,255.00 #	9,826.81	428.19	4.36%	9,826.81	10,282.99	9,352.11	10,282.99	9.65% #
FTSE/Athex Large Cap	3,298.03 #	3,263.78	34.25	1.05%	3,262.30	3,298.03	3,122.79	3,298.03	5.61% #
FTSE/Athex Mid Cap Index	2,287.45 #	2,236.82	50.63	2.26%	2,235.64	2,287.83	2,212.15	2,316.61	1.63% #
FTSE/ATHEX High Dividend Yield Index	3,872.26 #	3,826.64	45.62	1.19%	3,819.33	3,873.30	3,752.57	3,873.30	2.67% #
FTSE/Athex Market Index	786.74 #	778.41	8.33	1.07%	777.98	786.74	746.82	786.74	5.35% #
FTSE/Athex Banks	1,145.60 #	1,133.24	12.36	1.09%	1,126.56	1,149.80	1,057.67	1,155.14	7.91% #
FTSE/ATHEX TECHNOLOGY & TELECOMMUNICAT	5,060.50 #	4,978.04	82.46	1.66%	4,963.75	5,060.50	4,915.95	5,144.65	-0.24% #
FTSE/ATHEX FINANCIAL SERVICES	5,404.30 #	5,343.91	60.39	1.13%	5,314.12	5,422.96	4,996.31	5,448.34	7.78% #
FTSE/ATHEX REAL ESTATE	5,006.62 #	5,078.88	-72.26	-1.42%	5,006.62	5,085.62	4,900.32	5,120.52	0.93% #
FTSE/ATHEX CONSUMER DISCRETIONARY	5,244.70 #	5,160.20	84.50	1.64%	5,158.03	5,244.70	4,993.33	5,244.70	4.56% #
FTSE/ATHEX CONSUMER STAPLES	5,273.60 #	5,272.27	1.33	0.03%	5,267.23	5,296.24	5,069.68	5,344.07	3.64% #
FTSE/ATHEX INDUSTRIALS	5,231.52 #	5,210.15	21.37	0.41%	5,210.15	5,255.31	5,044.08	5,351.66	2.95% #
FTSE/ATHEX BASIC MATERIALS	5,420.94 #	5,390.24	30.70	0.57%	5,386.53	5,477.08	4,869.63	5,631.11	11.32% #
FTSE/ATHEX ENERGY & UTILITIES	5,269.06 #	5,188.08	80.98	1.56%	5,188.08	5,271.47	4,987.63	5,271.47	5.64% #
Athex All Share Index	315.15 #	312.44	2.71	0.87%	315.15	315.15	304.60	315.15	4.35% #
Hellenic Mid & Small Cap Index	2,000.90 #	1,985.30	15.60	0.79%	1,985.30	2,001.82	1,929.00	2,022.22	3.73% #
FTSE/Athex Large Cap Total Return	5,460.77 #	5,404.06	56.71	1.05%			5,201.70	5,460.77	5.68% #
FTSE/Athex Mid Cap Total Return	3,080.56 #	3,012.38	68.18	2.26%			3,005.84	3,086.59	1.63% #
MSCI GREECE REBASED	5,321.11 #	5,252.16	68.95	1.31%	5,243.28	5,321.11	4,984.69	5,321.11	6.75% #
Hellenic Corporate Bond Index	130.11 #	130.08	0.04	0.03%			129.54	130.28	0.37% #
Hellenic Corporate Bond Price Index	90.79 #	90.77	0.02	0.02%			90.52	90.97	0.16% #

Note 1: FTSE/Med 100, Hellenic Corporate Bond Price Index and Hellenic Corporate Bond Index closing prices refer to the previous trading day of 18/01/2024.

Note 2: The Hellenic Mid & Small Cap Index is a Customized index calculated by the Athens Exchange.

Analytic Figures for Athex Market's Boards and Categories

	Total Traded Securities	Main Market	Surveillance	Exchange Traded Funds (ETFs)
Totals	124	118	5	1
Gain / Lose / Same:	64 / 44 / 16	61 / 44 / 13	2 / 0 / 3	1 / 0 / 0
Athex Capitalisation (mill. €) **	91,328.10	91,245.43	82.67	
Daily Average Trans/ons Value(thou.€)	97,110.70	96,824.27	26.79	287.81
Transactions Value	89,571.88	89,211.69	26.25	333.94
Main Board:	87,131.37	86,771.18	26.25	333.94
Blocks Board 6_2_3:	2,440.51	2,440.51	0.00	0.00
Forced Sales Board:	0.00	0.00	0.00	0.00
Special Terms Board:	0.00	0.00	0.00	0.00
Daily Average Transactions Volume	22,664,681	22,338,875	330,583	8,837
Transactions Volume	21,550,581	21,374,716	165,815	10,050
Main Board:	20,663,031	20,487,166	165,815	10,050
Blocks Board 6_2_3:	887,550	887,550	0	0
Forced Sales Board:	0	0	0	0
Special Terms Board:	0	0	0	0
Daily Average Number of Trades	36,162	36,035	53	74
Number of Trades	36,845	36,704	83	58
Main Board:	36,840	36,699	83	58
Blocks Board 6_2_3:	5	5	0	0
Forced Sales Board:	0	0	0	0
Special Terms Board:	0	0	0	0

Trading Details by Athex Sectors and Financial Instruments (ETFs)

Code	Sectors	Gain / Lose / Same	Number of Trades	Transactions Volume	Transactions Value	% of Total Trans. Value
3010	- Banks	3 / 4 / 0	11,486	12,771,251	34,719,857.85	38.76%
5510	- Basic Resources	6 / 7 / 2	1,264	480,672	1,611,358.33	1.80%
5010	- Construction & Materials	6 / 3 / 4	3,709	1,371,194	5,897,932.68	6.58%
4020	- Consumer Products & Services	2 / 4 / 1	384	145,718	184,856.49	0.21%
6010	- Energy	2 / 2 / 0	2,781	495,944	5,812,050.69	6.49%
12000	- Financial Instruments	1 / 0 / 0	58	10,050	333,943.79	0.37%
3020	- Financial Services	4 / 1 / 0	469	92,288	506,076.28	0.56%
4510	- Food Beverage & Tobacco	3 / 1 / 1	281	43,640	649,795.14	0.73%
2010	- Health Care	2 / 0 / 1	199	81,207	81,532.86	0.09%
5020	- Industrial Goods & Services	10 / 5 / 1	1,158	336,367	1,576,039.18	1.76%
3030	- Insurance	1 / 0 / 0	84	10,533	53,852.32	0.06%
4030	- Media	0 / 0 / 1	2	1,000	498.50	0.00%
4520	- Personal Care, Drug & Grocery Stores	0 / 2 / 0	281	30,030	238,928.55	0.27%
3510	- Real Estate	5 / 4 / 4	1,577	427,479	2,229,019.60	2.49%
4040	- Retail	4 / 2 / 1	2,502	577,851	8,721,754.88	9.74%
1010	- Technology	7 / 4 / 0	1,933	790,471	2,619,566.45	2.92%
1510	- Telecommunications	0 / 2 / 0	998	220,459	2,861,571.04	3.19%
4050	- Travel & Leisure	3 / 2 / 0	2,590	2,736,804	6,014,675.47	6.71%
6510	- Utilities	5 / 1 / 0	5,089	927,623	15,458,570.32	17.26%

Top 10 best & worst performing Shares

Main Market

With positive Price change	Closing price	change	With negative Price change	Closing price	change
INTRALOT (CR)	1.156	7.04% #	DIMAND (CR)	10.35	-4.17% €
ALPHA REAL ESTATE SA(CR)	9.4	6.82% #	IKTINOS HELLAS SA (CR)	0.44	-4.14% €
INTRACOM HOLDINGS (CR)	3.42	4.91% #	QUALITY & RELIABILITY SA (CR)	0.822	-3.29% €
KLOUKINAS - LAPPAS SA (CR)	1.68	4.35% #	MINERVA KNITWEAR (CR)	0.72	-2.70% €
AVAX S.A. (CR)	1.69	4.32% #	EUROCONSULTANTS S.A. (CR)	1.245	-1.58% €
EPSILON NET (CR)	9.49	4.29% #	TECHNICAL OLYMPIC SA (CR)	2.65	-1.49% €
IDEAL HOLDINGS (CR)	6.42	3.22% #	REVOIL (CR)	1.84	-1.34% €
HELLENIC EXCHANGES-A.S.E. (CR)	5.4	3.05% #	SPACE HELLAS SA (CR)	7.88	-1.25% €
QUEST HOLDINGS (CR)	5.44	2.84% #	FOURLIS (CR)	3.95	-1.25% €
EUROBANK HOLDINGS (CR)	1.786	2.64% #	PROFILE SA (CR)	4.03	-1.22% €
With the highest Transactions Value	Value (thou. €)	change	With the highest Transactions Volume	Volume	change
PIRAEUS FINANCIAL HOLD (CR)	13,587.11	1.71% #	ALPHA SERVICES HOLD (CR)	3,951,409	0.55% #
MYTILINEOS (CR)	8,539.60	2.50% #	PIRAEUS FINANCIAL HOLD (CR)	3,921,418	1.71% #
NATIONAL BANK (CR)	8,229.71	-0.14% €	EUROBANK HOLDINGS (CR)	3,676,969	2.64% #
JUMBO SA (CR)	7,591.24	2.64% #	INTRALOT (CR)	2,512,979	7.04% #
EUROBANK HOLDINGS (CR)	6,485.07	2.64% #	NATIONAL BANK (CR)	1,196,825	-0.14% €
ALPHA SERVICES HOLD (CR)	6,196.97	0.55% #	PPC (CR)	440,570	0.74% #
PPC (CR)	5,384.00	0.74% #	INTRACOM HOLDINGS (CR)	359,207	4.91% #
MOTOR OIL (CR)	3,269.50	2.42% #	HELLENIQ ENERGY (CR)	352,310	-0.42% €
INTRALOT (CR)	2,846.59	7.04% #	JUMBO SA (CR)	289,222	2.64% #
OTE (CR)	2,845.04	-0.38% €	FOURLIS (CR)	281,402	-1.25% €

Note: Stocks that are not included in the "Under Supervision" category, and the transactions value is more than 10,000 €.

Derivatives Summary

	Number of Trades	Volume	Open Interest
Index Futures	252	720	6,302
FTSE/Athex Banks	2	13	1,363
FTSE/Athex Large Cap	250	707	4,856
MSCI GREECE REBASED	0	0	83
Stock Futures	1,321	18,528	455,401
ADMIE (IPTO) HOLDING S.A. (CR)	19	149	24,441
AEGEAN AIRLINES (CR)	30	87	6,911
ALPHA SERVICES HOLD (CR)	147	5,959	164,958
AUTOHELLAS SA (CR)	1	5	231
AVAX S.A. (CR)	11	20	1,171
CC HBC AG (CR)	0	0	295
CENERGY HOLDINGS (CB)	20	70	4,607
ELLAKTOR (CR)	8	43	1,880
ELVALHALCOR (CR)	20	77	4,244
EUROBANK HOLDINGS (CR)	94	3,567	30,982
EYDAP S.A. (CR)	12	26	3,824
FOURLIS (CR)	14	32	1,109
GEK TERNA (CR)	58	285	8,568
HELLENIC EXCHANGES-A.S.E. (CR)	33	224	8,207
HELLENIQ ENERGY (CR)	34	172	5,488
INTRACOM HOLDINGS (CR)	49	199	6,955
INTRAKAT (CR)	27	52	3,614
JUMBO SA (CR)	28	129	998
LAMDA DEVELOPMENT SA (CR)	4	8	6,124
MIG (CR)	0	0	80
MOTOR OIL (CR)	15	64	474
MYTILINEOS (CR)	59	154	3,523
NATIONAL BANK (CR)	74	1,586	15,810
OPAP (CR)	18	97	1,311
OPTIMA BANK (CR)	0	0	80
OTE (CR)	29	87	8,247
P.P.A. S.A. (CR)	3	4	117
PIRAEUS FINANCIAL HOLD (CR)	317	4,340	90,825
PPC (CR)	127	766	28,615
QUEST HOLDINGS (CR)	0	0	108
TERNA ENERGY (CR)	39	168	16,788
TITAN CEMENT (CB)	3	4	408
VIOHALCO SA/NV (CB)	28	154	4,408
Index Options	5	14	539
FTSE/Athex Large Cap	5	14	539
Stock Options	3	6	497
ALPHA SERVICES HOLD (CR)	0	0	0
NATIONAL BANK (CR)	1	3	243
OPAP (CR)	1	2	165
OTE (CR)	0	0	6
PIRAEUS FINANCIAL HOLD (CR)	0	0	20
PPC (CR)	1	1	63
Total Derivatives Traded	1,581	19,268	462,739

Daily Official List

Year: 145 Trading Day No: 15

Section 2: Analytic Figures of Shares Transactions

Monday, 22 January, 2024

Number of Outstanding Securities	Nominal Value	Dividends [1]			Date of Last Coupon		Note	Shares	Closing price	% change	Previous closing price/date	Open price	Price min	Price max	Last price	Avg price	Last Bid [7]	Last Ask [7]	P/E after tax	Year	Volume	Trades	Transactions Value[8]	Company Mkt Value (thou. €)	Year low	Year high	Sector[4]		
		2021	2022	2023	Dividend [2]	Right																							
15,300,000	0.300	---	---	---	30/07/2009	13/12/1999	---	ATTICA PUBLICATIONS SA (CR)	0.318	---	0.318	19/01/2024	---	---	---	---	448@0.302	1052@0.338	---	---	---	---	---	4,865.40	0.292	0.346	40301030		
6,325,000	0.600	0.19	0.153	---	03/07/2023	17/02/2014	---	VOYATZOGLOU (CR)	2.4	4.35	p	2.3	19/01/2024	2.42	2.3	2.44	2.38	2.411	25@2.38	350@2.40	---	---	3,809	20	9,185.22	15,180.00	2.26	2.7	50205010
15,000,000	0.300	---	---	---	06/07/2007	18/07/2000	---	DAIOS PLASTICS SA (CR)	3.5	---	---	3.5	19/01/2024	---	---	---	---	---	---	100@3.84	---	---	---	---	52,500.00	3.4	3.5	50203015	
86,735,980	0.310	---	---	---	06/07/2009	07/09/2023	---	ATHENS MEDICAL CENTER SA (CR)	1.835	1.10	p	1.815	19/01/2024	1.875	1.8	1.875	1.835	1.834	2000@1.80	957@1.85	---	---	996	7	1,826.77	159,160.52	1.785	1.885	20101025
2,760,000	11.83	11	11.8	---	14/06/2023	16/07/1990	---	KARELIA (CR)	338	---	---	338	19/01/2024	---	---	---	---	16@332.00	12@338.00	---	---	---	---	---	932,880.00	332	350	45103010	
6,700,000	0.800	0.047	0.047	---	23/08/2023	29/05/2014	---	MILLS KEPENOS (CR)	2.2	---	---	2.2	19/01/2024	2	2	2.06	2.06	2.001	499@2.06	50@2.18	16.25	2022	51	2	102.06	14,740.00	2	2.26	45102020
18,017,472	0.360	---	---	---	09/09/2022	28/08/2017	---	KTIMA KOSTAS LAZARIDIS SA (CR)	1.8	---	---	1.8	19/01/2024	---	---	---	---	---	500@1.75	1007@1.82	---	---	---	---	---	32,431.45	1.75	1.88	45101015
21,364,000	1.12	---	0.4	---	21/08/2023	08/03/2023	---	LAMPASA HOTEL SA (CR)	30	---	---	30	19/01/2024	---	---	---	---	100@30.00	100@30.80	---	---	---	---	---	640,920.00	29.2	32.4	40501025	
32,188,050	1.04	---	---	---	21/07/2008	20/01/2000	---	MOUZAKIS (CR)	0.685	---	---	0.685	19/01/2024	0.685	0.685	0.685	0.685	0.685	600@0.685	30@0.705	---	---	613	4	419.91	22,048.81	0.68	0.79	55101020
8,321,682	0.670	---	---	---	17/08/2007	23/11/1999	---	N. LEVENTERIS (CR)	0.3	-0.66	e	0.302	19/01/2024	0.272	0.272	0.3	0.3	0.296	445@0.300	---	---	2022	9,360	6	2,771.06	3,317.50	0.272	0.302	55102010
6,340,000	0.600	0.17	0.1	0.2	11/12/2023	11/01/2024	---	NAKAS MUSIC	2.92	-5.81	e	3.1	19/01/2024	2.9	2.9	3	2.92	2.919	30@2.92	90@3.00	---	---	340	16	992.40	18,512.80	2.9	3.16	40401030
10,080,000	3.00	1.5	1.45	---	11/05/2023	27/08/2001	---	TPA SA (CR)	21.9	0.46	p	21.8	19/01/2024	22	21.9	22.5	21.9	21.984	50@21.80	50@22.50	---	---	2,176	17	47,837.50	220,752.00	21.8	23.5	50206060
27,379,200	0.980	---	0.45	---	01/08/2023	29/08/2022	---	CRETE PLASTICS SA (CR)	15.6	1.30	p	15.4	19/01/2024	15.4	15.1	15.6	15.6	15.368	200@15.00	96@15.60	---	---	655	4	10,065.90	427,115.52	15.1	16	50203015
255,494,534	2.71	0.279	0.255	0.11	11/12/2023	30/09/2021	---	PRODEA (CR)	7.35	---	---	7.35	19/01/2024	7.3	7.3	7.3	7.3	7.3	237@7.10	462@7.70	---	---	100	1	730.00	1,877,884.82	7	7.95	35102000
4,181,450	0.500	---	---	---	21/08/2000	05/03/2002	---	FLOUR MILLS SARANTOPOULOS SA	1.06	---	---	1.06	19/01/2024	---	---	---	---	---	---	1321@1.07	---	---	---	---	---	4,432.34	1.04	1.06	45102020

Exchange Traded Funds (ETFs)

924,675	---	---	---	---	15/06/2016	---	ALPHA ETF FTSE Athex Large Cap	33.29	1.15	p	32.91	19/01/2024	33.5	32.91	33.5	33.29	33.228	5@33.26	112@33.32	---	---	10,050	58	333,943.79	---	31.58	38	12003
---------	-----	-----	-----	-----	------------	-----	--------------------------------	-------	------	---	-------	------------	------	-------	------	-------	--------	---------	-----------	-----	-----	--------	----	------------	-----	-------	----	-------

Surveillance

89,078,604	0.040	---	---	---	07/07/2010	16/01/2024	5160	FRIGOGLASS SA (CR)	0.27	0.75	p	0.067	15/01/2024	0.268	0.268	0.27	0.27	0.26922300@0.272	5@0.278	---	---	61,517	45	16,560.72	24,051.22	0.256	0.296	50204000		
65,326,268	0.530	---	---	---	04/07/2007	19/07/2006	4750	SATO SA (CR)	0.0295	---	---	0.0295	19/01/2024	0.0295	0.0295	0.0295	0.0295	0.03	1000@0.028	3679@0.030	---	---	50,000	13	1,475.00	1,927.12	0.027	0.03	40202015	
13,191,620	0.620	---	---	---	04/08/2010	09/09/2002	5232	YALCO - CONSTANTINOU (CR)	0.197	---	---	0.197	19/01/2024	---	---	---	---	---	---	3200@0.200	---	---	---	---	---	2,598.75	0.19	0.2	40202020	
17,579,754	4.16	---	---	---	18/08/2006	02/08/2010	---	BIOTER SA (CR)	0.202	---	---	0.202	19/01/2024	0.2	0.2	0.204	0.204	0.204	2950@0.204	2000@0.220	---	---	1,298	3	264.60	3,551.11	0.2	0.222	50101010	
54,654,600	0.050	---	---	---	01/07/1998	30/12/2022	5275	VIS SA (CR)	0.246	---	---	0.246	19/01/2024	---	---	---	---	---	---	9000@0.246	---	2022	---	---	---	13,445.03	0.244	0.262	50203030	
51,754,364	0.300	---	---	---	23/12/2003	24/01/2007	5197	SELECTED TEXT. IND. ASSOC (CR)	0.129	9.32	p	0.118	19/01/2024	0.129	0.129	0.129	0.129	0.129	3000@0.120	375@0.129	---	---	50,000	20	6,450.00	6,676.31	0.108	0.134	55101020	
15,842,391	1.51	---	---	---	15/07/2009	12/05/2000	5141	BITROS HOLDING SA (CR)	0.5	---	---	0.5	19/01/2024	0.5	0.5	0.5	0.5	0.5	---	2450@0.500	---	---	3,000	2	1,500.00	7,921.20	0.5	0.52	55102010	
24,319,250	0.300	---	---	---	09/07/2002	04/07/2007	5165	PROODEFTIKH SA (CR)	0.37	---	---	0.37	19/01/2024	---	---	---	---	---	---	---	12370@0.370	---	---	---	---	8,998.12	0.334	0.4	50101010	
28,438,268	0.070	---	---	---	21/08/2006	24/11/1999	5253	SPIROY AGRICULTURE SA (CR)	0.194	---	---	0.194	19/01/2024	---	---	---	---	---	2000@0.175	1006@0.195	---	---	---	---	---	5,517.02	0.175	0.21	45102010	
1,011,000	1.00	---	---	---	01/07/2004	11/12/2012	5193	TRIA ALFA SA (CR)	7.9	---	---	7.9	19/01/2024	---	---	---	---	---	---	100@7.20	100@7.90	60.51	2022	---	---	---	7,986.90	7	7.9	55101020

Suspension Status

12,417,000	0.310	---	---	---	27/08/2019	28/08/2017	5233	MLS MULTIMEDIA SA (CR)	0.57	---	---	0.57	12/05/2020	---	---	---	---	---	---	---	---	---	---	---	---	7,077.69	0.57	0.57	10101015	
6,330,002	0.300	---	---	---	25/06/2002	15/03/2019	5278	VARARESSOS (CR)	0.24	---	---	0.24	02/05/2023	---	---	---	---	---	---	---	---	---	---	---	---	---	1,519.20	0.24	0.24	55101020
3,961,300	1.28	---	---	---	29/06/2004	03/08/2000	5248	DUROS SA (CR)	0.25	---	---	0.25	24/04/2023	---	---	---	---	---	---	---	---	---	---	---	---	---	990.33	0.25	0.25	40204020
7,125,216	0.650	---	---	---	01/07/2005	14/12/1999	4955	KRE.KA SA (CR)	0.28	---	---	0.28	06/04/2023	---	---	---	---	---	---	---	---	---	---	---	---	---	1,995.06	0.28	0.28	45102010
7,734,375	1.00	---	---	---	09/07/2007	07/01/2011	5277	LIVANIS SA (CR)	0.125	---	---	0.125	28/04/2023	---	---	---	---	---	---	---	---	---	---	---	---	---	966.80	0.125	0.125	40301030

Shares' Notes

Code	Note text
()	- Adjusted dividends.
*	- Last adjusted closing price.
[1]	- Net dividends.
[2]	- The "Date of Last Coupon" for New listings refers to the date company's stocks started to trade in Athex
[3]	- The Company Market Value is referred to the number of outstanding shares
[4]	- Sectors codification can be found in Appendix A
[5]	- The Market Value refers to the total number of shares listed (including their several classes) in the exchange by the company.
[6]	- P/E greater than 100
[7]	- Last view of the Order Book before the end of the trading session
[8]	- All Blocks Methods' Transactions Value are included.
4750	- Transfer to the Under Surveillance Category from 8/4/2011.
4955	- Transfer to the Surveillance Category as from 5/4/2013.
5093	- Transfer to the Surveillance Category as of 8/4/2015.
5141	- Transfer to the Surveillance Category as of 10/05/2017.
5160	- Transfer to the Surveillance Category as of 15/04/2016.
5165	- Transfer to the Surveillance Category as of 15/02/2018.
5193	- Transfer to the Surveillance Category as of 25/10/2018.
5197	- Transfer to the Surveillance Category as of 07/11/2018.
5232	- Transfer to the Under Surveillance Category from 08/04/2011.
5233	- Suspension of trading as of 13/05/2020.
5248	- Transfer to the Surveillance Category as of 06/09/20116.
5253	- Transfer to the Surveillance Category as of 14/5/2021.
5275	- Transfer to the Surveillance Category as of 09/07/2020.
5277	- Suspension of trading as of 02/05/2023.
5278	- Suspension of trading as of 03/05/2023.

Securities Blocks Details

Securities	Block Volume	Price	Block Trade Value	Time of approval	Note
NATIONAL BANK (CR)	50,000	6.84	342,000.00	10:46:17	20
NATIONAL BANK (CR)	50,000	6.84	342,000.00	10:57:11	20
EUROBANK HOLDINGS (CR)	350,000	1.74	607,775.00	16:59:09	20
ALPHA SERVICES HOLD (CR)	302,483	1.57	474,747.07	17:00:05	20
INTRAKAT (CR)	135,067	4.99	673,984.33	17:11:02	20

Blocks Notes

- 9 - Method 6-1 / Special Fees
- 10 - Method 6-1 / Special Fees, SDS
- 14 - Method 6-3 / Settlement, Incomplete Buy and Sell
- 18 - Method 6-2 / SPOT 1
- 19 - Method 6-2 / SPOT 2
- 20 - Method 6-1 and Method 6-1 Same Day Settlement
- 21 - Other Pre-agreed

Shares Rights Details

Occured date	Exercise from	Exercise until	Trading until	Rights	Price min	Price max	Closing price	Last Bid	Last Ask	Volume	Trades	Transactions Value
--------------	---------------	----------------	---------------	--------	-----------	-----------	---------------	----------	----------	--------	--------	--------------------

No Rights Transactions.

Forced Sales Details

Securities	Category of Security	Transactions Volume	Number of Trades	Transactions Value	Note
------------	----------------------	------------------------	---------------------	-----------------------	------

No Forced Transactions.

Forced Sales Notes

- 1 - Compulsory Public Forced Sales
- 2 - Forced Sales of Fixed Registered Shares
- 3 - Forced Sales of Remaining Fractional Shares

Exchange Traded Funds (ETFs) Characteristics

	Transactions Date (T)	Creation / Redemption	Units (T-1)	New Units (T-1)	Redemption Units (T-1)	Units (T) [1]	Fund Assets [2]	Net Unit Price	Dividend per Unit	Dividend Date
ALPHA ETF FTSE Athex Large Cap	22/01/2024	5,000	924,675	---	---	924,675	30,462,260.00	32.9437	0.62	03/07/2023

ETFs Notes

[1] - Units (T) = Units (T-1) + New Units (T-1) - Redemption Units (T-1)

[2] - The Creation / Redemption Units of T-1 are included.

Non Convertible Corporate Bonds - Regulated Market

Num Listed Bonds	Nominal price	Issue price	Today's Rate	Exp. Date	Duration (years)	Note	Coupon		Trading Unit	Corporate Bonds	Accrued Int.	Yield.T.Mat	Price min	Price max	Closing price	Previous closing price/date	Volume	Transactions Value	Last order		ear min	Year max		
							Common	Preferred											Price	Buy / Sell			Date	
100,000	1,000.00	1,000.00	2.95	11/02/2027	5	---	4	---	1	SAFE BULKERS PARTICIPATIONS PLC (Non Convertible)	13.6028	4.1650	96.0000	96.0000	96.0000	94.9500	19/01/2024	1,000	973.60	94.0000	B	22/01/2024	93.0000	96.0000
320,000	1,000.00	1,000.00	3.40	21/07/2027	7	---	8	---	1	LAMDA DEVELOPMENT S.A. (Non Convertible)	0.1889	4.4620	95.1000	96.6083	95.1000	95.2710	19/01/2024	31,000	29,643.45	94.6194	B	22/01/2024	93.6000	96.6083
200,000	1,000.00	1,000.00	2.10	27/10/2027	7	---	7	---	1	O.P.A.P. S.A. (Non Convertible)	5.1917	3.7880	93.5000	93.5000	93.5000	93.5000	19/01/2024	5,000	4,700.96	93.0000	B	22/01/2024	91.0849	94.5034
200,000	1,000.00	1,000.00	1.90	23/03/2028	7	---	6	---	1	MOTOR OIL CORINTH REFINERIES SA (Non Convertible)	6.3861	3.8910	91.8000	92.0000	92.0000	92.0500	19/01/2024	16,000	14,799.28	91.8100	B	22/01/2024	91.2000	92.4499
100,000	1,000.00	1,000.00	2.70	25/05/2026	5	---	6	---	1	COSTAMARE PARTICIPATIONS PLC (Non Convertible)	4.3500	4.4720	95.5000	95.5000	95.5000	95.3580	19/01/2024	3,000	2,878.05	95.3600	B	22/01/2024	94.2000	97.0000
300,000	1,000.00	1,000.00	2.30	20/07/2028	7	---	6	---	1	PRODEA REIC S.A.(Non Convertible)	0.1278	4.6880	89.7000	90.3000	90.0000	90.1350	19/01/2024	33,000	29,672.22	90.0000	B	22/01/2024	87.3500	92.3500
150,000	1,000.00	1,000.00	2.65	22/10/2026	5	---	5	---	1	CPLP SHIPPING HOLDINGS PLC (Non Convertible)	6.8458	4.5970	94.5000	94.5000	94.5000	93.9900	19/01/2024	1,000	951.85	93.9100	B	22/01/2024	93.5000	95.0000
250,000	1,000.00	1,000.00	2.45	16/11/2028	7	---	5	---	1	ELVALHALCOR S.A. (Non Convertible)	4.6958	4.4190	90.0000	91.1192	91.1192	90.0000	19/01/2024	172,000	156,087.60	90.2500	B	22/01/2024	88.4206	93.3000
500,000	1,000.00	1,000.00	2.75	03/07/2027	7	---	8	---	1	GEK TERNA S.A. (Non Convertible)	1.6042	4.5640	93.1500	93.4000	93.1700	93.2000	19/01/2024	361,000	337,162.60	93.0000	B	22/01/2024	91.6000	93.7000
300,000	1,000.00	1,000.00	2.30	14/12/2028	7	---	5	---	1	GEK TERNA S.A. (Non Convertible)	2.6194	4.8470	88.3000	89.4999	88.8525	88.6000	19/01/2024	22,000	19,605.18	88.3001	B	22/01/2024	85.0000	89.9890
175,000	1,000.00	1,000.00	3.40	26/07/2024	5	---	9	---	1	ATTICA HOLDINGS S.A. (Non Convertible)	17.1889	4.8010	98.5500	99.0000	98.9184	98.9200	19/01/2024	68,000	68,433.34	98.8700	B	22/01/2024	98.6100	99.3200
230,000	1,000.00	1,000.00	4.70	12/07/2029	7	---	4	---	1	LAMDA DEVELOPMENT S.A. (Non convertible)	1.5667	4.4160	99.7500	99.8500	99.8300	99.5560	19/01/2024	85,000	84,980.66	99.7000	B	22/01/2024	99.0000	101.2000
100,000	1,000.00	1,000.00	4.40	26/07/2029	7	---	3	---	1	CPLP SHIPPING HOLDINGS PLC (Non Convertible)	22.2444	4.5460	97.9999	97.9999	97.9999	97.6400	19/01/2024	1,000	1,002.24	97.0000	B	22/01/2024	96.0401	99.8300
200,000	1,000.00	1,000.00	3.60	12/03/2026	7	---	10	---	1	AEGEAN AIRLINES S.A. (Non Convertible)	13.4000	3.7350	98.4000	98.4000	98.4000	98.5650	19/01/2024	2,000	1,994.80	98.1000	B	22/01/2024	96.7110	99.3000
150,000	1,000.00	1,000.00	2.60	22/10/2026	7	---	9	---	1	TERNA ENERGY FINANCE S.A. (Non Convertible)	6.7167	4.4350	94.2100	94.2100	94.2100	94.0000	19/01/2024	1,000	948.82	94.2100	B	22/01/2024	92.5000	95.3990
100,000	1,000.00	1,000.00	2.80	25/01/2027	5	---	4	---	1	PREMIA S.A. (Non Convertible)	14.2333	5.1220	93.0500	93.5100	93.1043	93.3000	18/01/2024	132,000	124,776.50	93.0100	B	22/01/2024	90.9974	94.9989
500,000	1,000.00	1,000.00	4.00	10/07/2030	7	---	2	---	1	MYTILINEOS S.A. (Non Convertible)	1.5556	3.9920	99.3500	100.0000	99.5892	99.9000	19/01/2024	350,000	349,106.48	99.3600	B	22/01/2024	98.7000	100.6000
100,000	1,000.00	1,000.00	5.50	15/12/2028	5	---	1	---	1	IDEAL HOLDINGS S.A. (Non Convertible)	6.1111	4.8680	101.3700	102.5000	102.4143	102.2750	19/01/2024	28,000	28,677.61	101.8100	B	22/01/2024	100.0000	102.9900

Corporate Bonds Notes

Transactions Volume = (Pieces) * (Nominal Price). Transactions Value = (Pieces) * (Nominal Price) * (price %) + (Accrued interest).

The price of a Bond is stated as a percentage (%) of Bond's Nominal Price.

Nominal Price in Euros (€), except if it is noted differently.

Non Convertible Corporate Bonds - Regulated Market

Num Listed Bonds	Nominal price	Issue price	Today's Rate	Exp. Date	Duration (years)	Note	Coupon		Trading Unit	Corporate Bonds	Accrued Int.	Yield.T.Mat	Price min	Price max	Closing price	Previous closing price/date	Volume	Transactions Value	Last order			ear min	Year max	
							Common	Preferred											Price	Buy / Sell	Date			
120,000	1,000.00	1,000.00	3.95	04/04/2025	7	---	12	---	1	GEK TERNA S.A. (Non Convertible)	12.2889	3.9030	99.0000	99.0000	99.0000	99.0000	18/01/2024	5,000	5,011.44	99.0000	B	22/01/2024	98.7110	99.7800
120,000	1,000.00	1,000.00	2.65	06/12/2028	7	---	5	---	1	NOVAL PROPERTY REIC (Non Convertible)	3.6069	4.6990	90.5000	90.8500	90.7000	91.3710	19/01/2024	27,000	24,586.39	90.5000	B	22/01/2024	88.5000	93.1999

Corporate Bonds Notes

Transactions Volume = (Pieces) * (Nominal Price). Transactions Value = (Pieces) * (Nominal Price) * (price %) + (Accrued interest).

The price of a Bond is stated as a percentage (%) of Bond's Nominal Price.

Nominal Price in Euros (€), except if it is noted differently.

Government Bonds

Number Listed Bonds	Nominal price	Today's Rate	Accrued Interest Calc	Exp. Date [1]	Duration (years)	Note	Coupons Date	Curr. coupon value	Trading Unit	Government Bonds	Price min	Price max	Closing price	Previous closing price/date	Volume	Transactions Value	Price	Last order Buy / Sell	Date
4,500,000	1,000.00	1.88	Actual/Actual	04/02/2035	15	---	04/02	1.88	1	GGB-FXD-040235-15Y-1.875-1.000	---	---	---	---	---	---	---	---	---
1,805,793	1,000.00	3.45	Actual/Actual	02/04/2024	5	---	02/04	3.45	1	GGB-FXD-020424-05Y-3.450-1.000	---	---	---	---	---	---	---	---	---
6,000,000	1,000.00	0.75	Actual/Actual	18/06/2031	10	---	18/06	0.75	1	GGB-FXD-180631-10Y-0.750-1.000	---	---	---	---	---	---	---	---	---
2,900,000	1,000.00	3.88	Actual/Actual	15/06/2028	5	---	15/06	3.88	1	GGB-FXD-150628-05Y-3.875-1.000	---	---	---	---	---	---	---	---	---
5,962,747,327	1.00	3.75	Actual/Actual	30/01/2028	10	---	/02 - 01/02 - 31/	3.75	1	GGB-FXD-300128-10Y-3.750-1.00	---	---	---	85.4610 13/07/2018	---	---	1.0000	B	28/11/2018
7,067,309,386	1.00	3.90	Actual/Actual	30/01/2033	15	---	/02 - 01/02 - 31/	3.90	1	GGB-FXD-300133-15Y-3.900-1.00	---	---	---	78.6730 13/07/2018	---	---	1.0000	B	28/11/2018
5,622,848,349	1.00	4.00	Actual/Actual	30/01/2037	19	---	/02 - 01/02 - 31/	4.00	1	GGB-FXD-300137-19Y-4.000-1.00	---	---	---	77.0370 13/07/2018	---	---	1.0000	B	28/11/2018
5,476,770,669	1.00	4.20	Actual/Actual	30/01/2042	24	---	/02 - 01/02 - 31/	4.20	1	GGB-FXD-300142-24Y-4.200-1.00	---	---	---	77.7640 13/07/2018	---	---	1.0000	B	28/11/2018
48,794,718	1.00	4.30	Actual/Actual	24/02/2024	12	---	24/02	4.30	1	GGB-FXD-240224-12Y-2.000-1.00	---	---	---	10.0000 22/06/2015	---	---	---	---	---
40,248,141	1.00	4.30	Actual/Actual	24/02/2025	13	---	24/02	4.30	1	GGB-FXD-240225-13Y-2.000-1.00	---	---	---	10.0000 22/06/2015	---	---	---	---	---
59,586,043	1.00	4.30	Actual/Actual	24/02/2026	14	---	24/02	4.30	1	GGB-FXD-240226-14Y-2.000-1.00	---	---	---	10.0000 22/06/2015	---	---	---	---	---
41,118,344	1.00	4.30	Actual/Actual	24/02/2027	15	---	24/02	4.30	1	GGB-FXD-240227-15Y-2.000-1.00	---	---	---	10.0000 22/06/2015	---	---	---	---	---
45,137,734	1.00	4.30	Actual/Actual	24/02/2028	16	---	24/02	4.30	1	GGB-FXD-240228-16Y-2.000-1.00	---	---	---	10.0000 22/06/2015	---	---	---	---	---
61,768,888	1.00	4.30	Actual/Actual	24/02/2029	17	---	24/02	4.30	1	GGB-FXD-240229-17Y-2.000-1.00	---	---	---	10.0000 22/06/2015	---	---	---	---	---
54,567,744	1.00	4.30	Actual/Actual	24/02/2030	18	---	24/02	4.30	1	GGB-FXD-240230-18Y-2.000-1.00	---	---	---	10.0000 22/06/2015	---	---	---	---	---
37,541,515	1.00	4.30	Actual/Actual	24/02/2031	19	---	24/02	4.30	1	GGB-FXD-240231-19Y-2.000-1.00	---	---	---	10.0000 22/06/2015	---	---	---	---	---
37,558,317	1.00	4.30	Actual/Actual	24/02/2032	20	---	24/02	4.30	1	GGB-FXD-240232-20Y-2.000-1.00	---	---	---	10.0000 22/06/2015	---	---	---	---	---
37,473,732	1.00	4.30	Actual/Actual	24/02/2033	21	---	24/02	4.30	1	GGB-FXD-240233-21Y-2.000-1.00	---	---	---	10.0000 22/06/2015	---	---	---	---	---
33,888,293	1.00	4.30	Actual/Actual	24/02/2034	22	---	24/02	4.30	1	GGB-FXD-240234-22Y-2.000-1.00	---	---	---	10.0000 22/06/2015	---	---	---	---	---
35,177,800	1.00	4.30	Actual/Actual	24/02/2035	23	---	24/02	4.30	1	GGB-FXD-240235-23Y-2.000-1.00	---	---	---	10.0000 22/06/2015	---	---	---	---	---
35,547,268	1.00	4.30	Actual/Actual	24/02/2036	24	---	24/02	4.30	1	GGB-FXD-240236-24Y-2.000-1.00	---	---	---	10.0000 22/06/2015	---	---	---	---	---
40,246,306	1.00	4.30	Actual/Actual	24/02/2037	25	---	24/02	4.30	1	GGB-FXD-240237-25Y-2.000-1.00	---	---	---	10.0000 22/06/2015	---	---	---	---	---
37,643,952	1.00	4.30	Actual/Actual	24/02/2038	26	---	24/02	4.30	1	GGB-FXD-240238-26Y-2.000-1.00	---	---	---	10.0000 22/06/2015	---	---	---	---	---
36,977,100	1.00	4.30	Actual/Actual	24/02/2039	27	---	24/02	4.30	1	GGB-FXD-240239-27Y-2.000-1.00	---	---	---	10.0000 22/06/2015	---	---	---	---	---
41,615,000	1.00	4.30	Actual/Actual	24/02/2040	28	---	24/02	4.30	1	GGB-FXD-240240-28Y-2.000-1.00	---	---	---	10.0000 22/06/2015	---	---	---	---	---
42,227,208	1.00	4.30	Actual/Actual	24/02/2041	29	---	24/02	4.30	1	GGB-FXD-240241-29Y-2.000-1.00	---	---	---	10.0000 22/06/2015	---	---	---	---	---
68,288,487	1.00	4.30	Actual/Actual	24/02/2042	30	---	24/02	4.30	1	GGB-FXD-240242-30Y-2.000-1.00	---	---	---	10.0000 22/06/2015	---	---	---	---	---
4,000,000	1,000.00	3.88	Actual/Actual	12/03/2029	10	---	12/03	3.88	1	GGB-FXD-120329-10Y-3.875-1.000	---	---	---	---	---	---	100.0000	B	15/10/2019
4,500,000	1,000.00	0.00	Actual/Actual	12/02/2026	5	---	12/02	0.00	1	GGB-FXD-120226-05Y-0.000-1.000	---	---	---	---	---	---	---	---	---
2,209,163	1,000.00	3.38	Actual/Actual	15/02/2025	7	---	15/02	3.38	1	GGB-FXD-150225-07Y-3.375-1.000	---	---	---	---	---	---	---	---	---
964,000	1,000.00	3.25	Actual/Actual	20/03/2025	6	---	20/03	3.25	1	GGB-FXD-200325-06Y-3.250-1.000	---	---	---	---	---	---	---	---	---
2,100,000	1,000.00	3.55	Actual/Actual	20/03/2026	7	---	20/03	3.55	1	GGB-FXD-200326-07Y-3.550-1.000	---	---	---	---	---	---	---	---	---
5,500,000	1,000.00	1.50	Actual/Actual	18/06/2030	10	---	18/06	1.50	1	GGB-FXD-180630-10Y-1.500-1.000	---	---	---	---	---	---	---	---	---
3,500,000	1,000.00	4.38	Actual/Actual	18/07/2038	15	---	18/07	4.38	1	GGB-FXD-180738-15Y-4.375-1.000	---	---	---	---	---	---	---	---	---

Government Bonds Notes

Transactions Volume = (Pieces) * (Nominal Price). Transactions Value = (Pieces) * (Nominal Price) * (price %) + (Accrued interest).

The Value of current coupon for the issues with NV 0.01 euro refers to NV 100 euros

FLR: Floating Interest Rate.

[1] - The Expiration Date of the interest bearing period and the Date for coupon payment.

Government Bonds

Number Listed Bonds	Nominal price	Today's Rate	Accrued Interest Calc	Exp. Date [1]	Duration (years)	Note	Coupons Date	Curr. coupon value	Trading Unit	Government Bonds	Price min	Price max	Closing price	Previous closing price/date	Volume	Transactions Value	Price	Last order Buy / Sell	Date
40,000	1,000.00	4.67	FLR	Actual/360	18/09/2024	1	---	18/09 - 19/03	---	1	GGB-FLT-180924-01Y-4.670-1.000	---	---	---	---	---	---	---	---
5,364,250	1,000.00	3.25		Actual/Actual	20/03/2050	30	---	20/03	3.25	1	GGB-FXD-200350-30Y-3.250-1.000	---	---	---	---	---	---	---	---
3,924,361	1,000.00	2.00		Actual/Actual	22/04/2027	7	---	22/04	2.00	1	GGB-FXD-220427-07Y-2.000-1.000	---	---	---	---	---	99.9000	B	22/04/2020
2,500,000	1,000.00	1.88		Actual/Actual	23/07/2026	7	---	23/07	1.88	1	GGB-FXD-230726-07Y-1.875-1.000	---	---	---	---	---	---	---	---
4,700,000	1,000.00	4.25		Actual/Actual	15/06/2033	10	---	15/06	4.25	1	GGB-FXD-150633-10Y-4.250-1.000	---	---	---	---	---	---	---	---
3,500,000	1,000.00	1.88		Actual/Actual	24/01/2052	30	---	24/01	1.88	1	GGB-FXD-240152-30Y-1.875-1.000	---	---	---	---	---	---	---	---
3,700,000	1,000.00	1.75		Actual/Actual	18/06/2032	10	---	18/06	1.75	1	GGB-FXD-180632-10Y-1.750-1.000	---	---	---	---	---	---	---	---
2,200,000	1,000.00	1.13	FLR	Actual/360	15/12/2027	5	---	- 15/12 - 15/03 -	---	1	GGB-FLT-151227-05Y-1.130-1.000	---	---	---	---	---	102.1600	B	30/12/2022

Government Bonds Notes

Transactions Volume = (Pieces) * (Nominal Price). Transactions Value = (Pieces) * (Nominal Price) * (price %) + (Accrued interest).

The Value of current coupon for the issues with NV 0.01 euro refers to NV 100 euros

FLR: Floating Interest Rate.

[1] - The Expiration Date of the interest bearing period and the Date for coupon payment.

Treasury Bills & Zero Coupon Government Bonds

Issue Date	13-Week Maturity									26-Week Maturity									52-Week Maturity								
	Exp. Date	Initial Rate	Num Listed Bonds	Nominal price	Issue price	Last Trade Price	Last Trade Date	Volume Traded	Note	Exp. Date	Initial Rate	Num Listed Bonds	Nominal price	Issue price	Last Trade Price	Last Trade Date	Volume Traded	Note	Exp. Date	Initial Rate	Num Listed Bonds	Nominal price	Issue price	Last Trade Price	Last Trade Date	Volume Traded	Note
10/03/2023	---	---	---	---	---	---	---	---	---	---	---	---	---	---	---	---	---	---	08/03/2024	3.75	1,000,000	1,000.00	963.46	---	---	---	---
09/06/2023	---	---	---	---	---	---	---	---	---	---	---	---	---	---	---	---	---	---	07/06/2024	3.84	1,600,000	1,000.00	962.60	---	---	---	---
08/09/2023	---	---	---	---	---	---	---	---	---	---	---	---	---	---	---	---	---	---	06/09/2024	3.81	812,500	1,000.00	962.90	---	---	---	---
08/12/2023	---	---	---	---	---	---	---	---	---	---	---	---	---	---	---	---	---	---	06/12/2024	3.70	600,000	1,000.00	963.90	---	---	---	---

Bonds in Circulation	Currency / Min nominal traded Value	Coupons Payment Date	Current Coupon Value	Note	Coupon	Trading Unit	Issue Date	Duration (years)	Today's Interest	A.I.C in days	Bonds	Last price of previous days		Last Outcry in Cash (euro)			Trades in Pieces	Life min	Life Max
												Price	Buy / Sell	Date	Price	Buy / Sell			
Corporate Bonds in Foreign Currency and Euro																			
103,746	GBP / 10	01/12	0.25	---	65	1	01/12/1930	98	2.5	360	National Mortgage Bank	2.27	05/02/1996	2.27	S	05/02/1996	---	2.27	2.27
0	GBP / 10	01/12	0.25	---	67	1	01/12/1928	100	2.5	360	National Mortgage Bank	---	---	---	---	---	---	---	---

Government Bonds Notes

A.I.C: Accrued Interest Calculation base.

FLR: Floating Interest Rate.

The minimum tradeable Nominal Value for all Demeterialised Government Titles is 100 Euros.

(μτφρ-0)

Athex & ATHEXClear Members List

Member Name	Stock Market			Derivatives Market		ATHEXClear Member				
	Address	Phone	Fax	Market Member	Remote Member	Market Maker	Proprietary	Market Maker	General Clearing	Direct Clearing
A. SARRIS SECURITIES S.A. 6, ΔΡΑΓΑΤΣΑΝΙΟΥ 6 ΑΘΗΝΑ	2103367700			a						
AEONIC SECURITIES C.I.F. P.L.C. , ΛΑΪΟΥ 6, ΓΡ. 301B, ANNA COURT	35725337600			a						
ALPHA BANK S.A. , ΣΤΑΔΙΟΥ 40 ΑΘΗΝΑ	2103260000								a	
ALPHA FINANCE INVESTMENT SERVICES SINGLE MEMBER SA 5, ΠΑΝΕΠΙΣΤΗΜΙΟΥ 45 ΑΘΗΝΑ	2103677400			a		a	a	a		a
ARGUS STOCKBROKERS LTD 25 , 25 ΛΕΩΦΟΡΟΣ ΔΗΜΟΣΘΕΝΗ ΣΕΒΕΡΗ	0035722717000			a	a		a			
ATLANTIC SECURITIES LTD 37, ΠΡΟΔΡΟΜΟΥ 37	0035722445400			a	a					
AXON SECURITIES S.A. 48, ΣΤΑΔΙΟΥ 48 ΑΘΗΝΑ	2103363800			a			a			
BETA SECURITIES S.A. 29 , Λ.ΑΛΕΞΑΝΔΡΑΣ 29 ΑΘΗΝΑ	2106478930			a		a				a
BNP PARIBAS S.A. , ΛΑΜΨΑΚΟΥ 2 ΑΘΗΝΑ	2107468525								a	
BOFA SECURITIES EUROPE SA , 51 RUE LA BOÛTIE	+33 153655555			a	a					
CAPITAL SECURITIES S.A. 58, ΜΗΤΡΟΠΟΛΕΩΣ 58 ΑΘΗΝΑ	2103369700			a			a			
CITIGROUP GLOBAL MARKETS EUROPE AG 16, REUTERWEG 16	+49 691366-0			a	a					
CITIGROUP GLOBAL MARKETS LIMITED 1, 33 CANADA SQUARE -CANARY WHARF	+44 02079864000			a						
CREDIT SUISSE BANK (EUROPE), S.A. , CALLE AYALA 42, 3A PLANTA-B MADRID	+34917916000			a	a					
CREDIT SUISSE SECURITIES (EUROPE) LIMITED 1 , ONE CABOT SQUARE LONDON	+44 2078888888			a						
CYCLOS SECURITIES S.A. 39, ΧΑΡΙΛΑΟΥ ΤΡΙΚΟΥΠΗ 6-8-10 ΑΘΗΝΑ	2103364300			a			a			
DEUTSCHE BANK S.A. 1 , GREAT WINCHESTER STREET LONDON	+44 20 754 54209	00441133361437			a					
EUROBANK EQUITIES INVESTMENT FIRM SINGLE MEMBER SA , ΦΙΛΕΛΛΗΝΩΝ 10 & ΞΕΝΟΦΩΝΤΟΣ 13 ΑΘΗΝΑ	2103720425			a		a	a			a
EUROBANK S.A. , ΟΘΩΝΟΣ 8 ΑΘΗΝΑ	2144043907								a	
EUROCORP INVESTMENT SERVICES S.A. 14, ΠΛ.ΦΙΛΙΚΗΣ ΕΤΑΙΡΕΙΑΣ 14 ΑΘΗΝΑ	2107263600			a			a			a
EUROTRUST INVESTMENT FIRM SA 113, ΣΕΒΑΣΤΟΥΠΟΛΕΩΣ 113 ΑΘΗΝΑ	2103363100			a						
EUROXX SECURITIES S.A. 7, ΠΑΛΕΟΛΟΓΟΥ CHALANDRI	+30 2106879400	210-6879401								
7, ΠΑΛΑΙΟΛΟΓΟΥ CHALANDRI	(210)-6879400	(210)-6879401								
FREEDOM FINANCE EUROPE LTD , ΧΡΙΣΤΑΚΗ ΚΡΑΝΟΥ 20	035725257786			a	a					
G. A. PERVANAS SECURITIES- INVESTMENT SERVICES S.A. 7-9, ΣΟΦΟΚΛΕΟΥΣ 7-9 ΑΘΗΝΑ	2103727200			a						
GLOBAL CAPITAL SECURITIES & FINANCIAL SERVICES LTD 50, ΛΑΡΧΙΠΙΣΚΟΠΟΥ ΜΑΚΑΡΙΟΥ Γ50	0035722710710			a	a					
GREENPOST TRADING EUROPE LTD , ΚΙΜΟΝΟΣ 3, ACROPOLIS MANSIONS, 2ND FLOOR, FLAT/OFFICE 202	035722521389			a	a	a				
HELLENIC AMERICAN SECURITIES S.A. 27, ΑΝΔΡΕΑ ΠΑΠΑΝΔΡΕΟΥ 27 ΜΑΡΟΥΣΙ	2103311100			a		a	a			a
HELLENIC BANK (INVESTMENTS) LTD , ΑΥΕ.ΚΥΡΙΑΚΟΥ ΜΑΤΣΙ 31 - PO BOX 24747 NICOSIA	+357 22500100	357 22500110			a					
HSBC CONTINENTAL EUROPE 109-111, Λ.ΜΕΣΟΓΕΙΩΝ 109-111	2106960000								a	
INDEX SECURITIES S.A. 6, ΔΡΑΓΑΤΣΑΝΙΟΥ 6 ΑΘΗΝΑ	2103213920			a						
J. CHR. MAVRIKIS SECURITIES S.A. 5, ΣΟΦΟΚΛΕΟΥΣ 5 ΑΘΗΝΑ	2103216730			a						

Athex & ATHEXClear Members List

Member Name				Stock Market			Derivatives Market		ATHEXClear Member	
	Address	Phone	Fax	Market Member	Remote Member	Market Maker	Proprietary	Market Maker	General Clearing	Direct Clearing
KAPPA SECURITIES S.A.				a			a			
15, ΒΑΛΑΩΡΙΤΟΥ 15 ΑΘΗΝΑ	2103678600									
KARAMANOF SECURITIES & INVESTMENT SERVICES S.A.				a						
2, ΠΛ.ΑΓ.ΘΕΟΔΩΡΩΝ 2 ΑΘΗΝΑ	2103212947									
LAIKI FINANCIAL SERVICES LTD					a					
26, AVE. VYRONOS NICOSIA	357 22367367	357 22718567								
LEON DEPOLAS SECURITIES S.A.				a		a	a			
1, ΧΡΗΣΤΟΥ ΛΑΔΑ 1 ΑΘΗΝΑ	2103213276 -28									
MEGA EQUITY SECURITIES & FINANCIAL SERVICES PUBLIC LTD				a	a		a			
42-44, ΛΕΩΦ.ΓΡΙΒΑ ΔΙΓΕΝΗ 42-44	0035722711711									
MERIT SECURITIES S.A				a		a	a			a
5, ΣΟΦΟΚΛΕΟΥΣ 5 ΑΘΗΝΑ	2103671880									
MERRILL LYNCH INTERNATIONAL				a						
2, 2 KING EDWARD STREET LONDON	+44 20276281000									
N. CHRYSOCHOIDIS SECURITIES S.A.				a			a			a
7-9, ΣΟΦΟΚΛΕΟΥΣ 7-9 ΑΘΗΝΑ	2103213913									
NATIONAL BANK OF GREECE S.A.				a		a	a		a	
86, ΑΙΟΛΟΥ STR. ΑΘΗΝΑ	(210)-3341000	(210)-3228187								
68, ΑΚΑΔΙΜΙΑΣ STR. ΑΘΗΝΑ	(210)-3328817	(210)-3328678								
NATIONAL SECURITIES SINGLE MEMBER SA				a		a	a	a		
66, ΛΕΩΦΟΡΟΣ ΑΘΗΝΩΝ 128-132 & ΙΦΙΓΕΝΙΑΣ ΑΘΗΝΑ	2103328784									
NUNTIUS BROKERAGE AND INVESTMENT SERVICES S.A				a						
6, ΔΡΑΓΑΤΣΑΝΙΟΥ 6 ΑΘΗΝΑ	2103350599									
ONE PLUS CAPITAL LIMITED				a	a					
, 75 PRODROMOU AVENUE NICOSIA 1307	35722873760									
OPTIMA BANK S.A.				a		a	a	a	a	
, ΑΙΓΙΑΛΕΙΑΣ 32 & ΠΑΡΑΔΕΙΣΟΥ ΜΑΡΟΥΣΙ	210 8173000									
PANCRETA BANK S.A									a	
, ΙΚΑΡΟΥ 5	2810338746									
PANTELAKIS SECURITIES S.A.				a		a	a	a		
57, ΕΘΝΙΚΗΣ ΑΝΤΙΣΤΑΣΕΩΣ 57, ΚΤΙΠΙΟ Β CHALANDRI	2106965000								a	
PIRAEUS BANK S.A.				a			a			
, ΑΜΕΡΙΚΗΣ 4 ΑΘΗΝΑ	2103335000									
PIRAEUS SECURITIES S. A.				a		a	a	a		a
10, ΣΤΑΔΙΟΥ 10 ΑΘΗΝΑ	2103354100									
PROCHOICE SECURITIES LTD				a	a					
57, ΛΕΩΦ.ΣΠΥΡΟΥ ΚΥΠΡΙΑΝΟΥ 57, ΑΚΙΝΗΤΑ Φ	035724661192									
SHARELINK SECURITIES & FINANCIAL SERVICES LTD				a			a			
6, HOUSE-ΘΕΟΤΟΚΗ 6 ΜΕΓΑΡΟ ΕΛΜΗΝΑ	+357 22554200									
SOCIETE GENERALE S.A.				a	a		a			
, 17 COURS VALMY, CEDEX	+157290504									
SOLIDUS SECURITIES S.A				a			a			a
64, ΛΟΥΙΖΗΣ ΠΙΑΝΚΟΥΡ 64 ΑΘΗΝΑ	2106900600									
ST. EM. LAVRENTAKIS SECURITIES S.A.				a			a			
7-9, ΣΟΦΟΚΛΕΟΥΣ 7-9 ΑΘΗΝΑ	2103213336									
THE CYPRUS INVESTMENT & SECURITIES CORPORATION LTD				a	a					
154, 1 AG. PROKOPIΟΥ & POSIDONOS 1ST FLOOR	0035722121700									
UBS EUROPE SE				a	a					
, OPERNTURM, BOCKENHEIMER LANDSTRASSE 2-4	496921790									
UBS LIMITED					a					
1, FINSBURY AVENUE LONDON	+44 2075687135									

List of Stocks under Market Making operations

Securities	Market Maker	Start Market Making	Stock Category	Suspension Status
MLS MULTIMEDIA SA (CR)				
	PIRAEUS SECURITIES S. A.	01/08/2019		
ALPHA ETF FTSE Athex Large Cap			Exchange Traded Funds (ETFs)	
	ALPHA FINANCE INVESTMENT SERVICES SINGLE MEMBER SA	02/01/1900		
	NATIONAL SECURITIES SINGLE MEMBER SA	02/01/1900		
ADMIE (IPTO) HOLDING S.A. (CR)			Main Market	
	EUROBANK EQUITIES INVESTMENT FIRM SINGLE MEMBER SA	24/05/2021		
	HELLENIC AMERICAN SECURITIES S.A.	09/03/2020		
	PIRAEUS SECURITIES S. A.	29/06/2017		
AEGEAN AIRLINES (CR)			Main Market	
	EUROBANK EQUITIES INVESTMENT FIRM SINGLE MEMBER SA	22/09/2020		
ALPHA SERVICES HOLD (CR)			Main Market	
	ALPHA FINANCE INVESTMENT SERVICES SINGLE MEMBER SA	29/02/2016		
	EUROBANK EQUITIES INVESTMENT FIRM SINGLE MEMBER SA	22/10/2006		
	GREENPOST TRADING EUROPE LTD	12/06/2023		
	HELLENIC AMERICAN SECURITIES S.A.	25/07/2014		
	LEON DEPOLAS SECURITIES S.A.	04/01/2016		
	MERIT SECURITIES S.A	03/09/2012		
	NATIONAL SECURITIES SINGLE MEMBER SA	02/01/1900		
	PIRAEUS SECURITIES S. A.	28/05/2009		
ALPHA TRUST HOLDINGS (CR)			Main Market	
	EUROBANK EQUITIES INVESTMENT FIRM SINGLE MEMBER SA	06/02/2023		
	LEON DEPOLAS SECURITIES S.A.	04/01/2021		
ALUMIL (CR)			Main Market	
	PIRAEUS SECURITIES S. A.	31/07/2023		
ANDROMEDA SA (CR)			Main Market	
	BETA SECURITIES S.A.	15/02/2021		
	OPTIMA BANK S.A.	03/04/2023		
ATTICA BANK S.A. (CR)			Main Market	
	EUROXX SECURITIES S.A.	22/01/2016		
AUSTRIACARD (CB)			Main Market	
	BETA SECURITIES S.A.	23/03/2023		
	EUROBANK EQUITIES INVESTMENT FIRM SINGLE MEMBER SA	15/05/2023		
AUTOHELLAS SA (CR)			Main Market	
	ALPHA FINANCE INVESTMENT SERVICES SINGLE MEMBER SA	01/07/2019		
	EUROXX SECURITIES S.A.	02/07/2018		
AVAX S.A. (CR)			Main Market	
	EUROBANK EQUITIES INVESTMENT FIRM SINGLE MEMBER SA	14/12/2015		
	OPTIMA BANK S.A.	04/09/2023		
	PIRAEUS SECURITIES S. A.	01/02/2021		
AVE (CR)			Main Market	
	EUROXX SECURITIES S.A.	05/06/2020		
BRIQ PROPERTIES (CR)			Main Market	
	EUROBANK EQUITIES INVESTMENT FIRM SINGLE MEMBER SA	09/09/2019		
	LEON DEPOLAS SECURITIES S.A.	22/02/2021		
CC HBC AG (CR)			Main Market	
	BETA SECURITIES S.A.	08/03/2021		
	NATIONAL SECURITIES SINGLE MEMBER SA	02/01/1900		
	PIRAEUS SECURITIES S. A.	04/05/2015		
CENERGY HOLDINGS (CB)			Main Market	
	ALPHA FINANCE INVESTMENT SERVICES SINGLE MEMBER SA	02/01/2016		
	EUROBANK EQUITIES INVESTMENT FIRM SINGLE MEMBER SA	02/01/2016		
	OPTIMA BANK S.A.	14/03/2022		
	PANTELAKIS SECURITIES S.A.	27/12/2022		
CNL CAPITAL (CR)			Main Market	
	MERIT SECURITIES S.A	01/10/2018		
DIMAND (CR)			Main Market	
	ALPHA FINANCE INVESTMENT SERVICES SINGLE MEMBER SA	08/08/2022		
	EUROBANK EQUITIES INVESTMENT FIRM SINGLE MEMBER SA	08/08/2022		
	PANTELAKIS SECURITIES S.A.	15/05/2023		
EKTER SA (CR)			Main Market	
	BETA SECURITIES S.A.	26/09/2022		
	EUROBANK EQUITIES INVESTMENT FIRM SINGLE MEMBER SA	16/10/2017		
	LEON DEPOLAS SECURITIES S.A.	21/05/2018		
ELASTRON (CR)			Main Market	
	LEON DEPOLAS SECURITIES S.A.	20/02/2017		

List of Stocks under Market Making operations

Securities	Stock Category
Market Maker	Start Market Making
ELLAKTOR (CR)	Main Market
ALPHA FINANCE INVESTMENT SERVICES SINGLE MEMBER SA	18/03/2019
EUROBANK EQUITIES INVESTMENT FIRM SINGLE MEMBER SA	01/06/2012
EUROXX SECURITIES S.A.	24/09/2018
NATIONAL SECURITIES SINGLE MEMBER SA	02/01/1900
PIRAEUS SECURITIES S. A.	22/10/2018
ELTON SA (CR)	Main Market
OPTIMA BANK S.A.	30/01/2023
ELVALHALCOR (CR)	Main Market
ALPHA FINANCE INVESTMENT SERVICES SINGLE MEMBER SA	07/05/2018
BETA SECURITIES S.A.	09/01/2023
EUROBANK EQUITIES INVESTMENT FIRM SINGLE MEMBER SA	07/05/2018
ENTERSOFT (CR)	Main Market
ALPHA FINANCE INVESTMENT SERVICES SINGLE MEMBER SA	23/03/2023
EUROBANK EQUITIES INVESTMENT FIRM SINGLE MEMBER SA	22/06/2020
EUROBANK HOLDINGS (CR)	Main Market
ALPHA FINANCE INVESTMENT SERVICES SINGLE MEMBER SA	09/01/2006
EUROBANK EQUITIES INVESTMENT FIRM SINGLE MEMBER SA	01/06/2012
GREENPOST TRADING EUROPE LTD	12/06/2023
HELLENIC AMERICAN SECURITIES S.A.	25/07/2014
LEON DEPOLAS SECURITIES S.A.	30/11/2018
MERIT SECURITIES S.A	06/11/2017
NATIONAL SECURITIES SINGLE MEMBER SA	02/01/1900
PIRAEUS SECURITIES S. A.	28/09/2009
EUROCONSULTANTS S.A. (CR)	Main Market
OPTIMA BANK S.A.	01/02/2023
EYDAP S.A. (CR)	Main Market
ALPHA FINANCE INVESTMENT SERVICES SINGLE MEMBER SA	27/01/2020
EUROBANK EQUITIES INVESTMENT FIRM SINGLE MEMBER SA	10/06/2019
FOURLIS (CR)	Main Market
EUROBANK EQUITIES INVESTMENT FIRM SINGLE MEMBER SA	01/12/2016
PIRAEUS SECURITIES S. A.	06/03/2017
GEK TERNA (CR)	Main Market
BETA SECURITIES S.A.	08/03/2021
EUROBANK EQUITIES INVESTMENT FIRM SINGLE MEMBER SA	24/05/2021
PIRAEUS SECURITIES S. A.	29/08/2019
GR. SARANTIS S.A. (CR)	Main Market
BETA SECURITIES S.A.	14/05/2012
EUROBANK EQUITIES INVESTMENT FIRM SINGLE MEMBER SA	24/10/2016
HELLENIC EXCHANGES-A.S.E. (CR)	Main Market
HELLENIC AMERICAN SECURITIES S.A.	01/09/2014
NATIONAL SECURITIES SINGLE MEMBER SA	02/01/1900
PIRAEUS SECURITIES S. A.	04/05/2015
HELLENIQ ENERGY (CR)	Main Market
ALPHA FINANCE INVESTMENT SERVICES SINGLE MEMBER SA	07/11/2023
EUROBANK EQUITIES INVESTMENT FIRM SINGLE MEMBER SA	01/11/2023
HELLENIC AMERICAN SECURITIES S.A.	14/09/2015
PIRAEUS SECURITIES S. A.	20/03/2017
IDEAL HOLDINGS (CR)	Main Market
EUROBANK EQUITIES INVESTMENT FIRM SINGLE MEMBER SA	07/06/2021
PIRAEUS SECURITIES S. A.	07/06/2021
INTERCONTINENTAL (CR)	Main Market
LEON DEPOLAS SECURITIES S.A.	03/06/2019
INTERLIFE G.C.I.(CR)	Main Market
BETA SECURITIES S.A.	24/10/2022
PIRAEUS SECURITIES S. A.	22/01/2024
INTERWOOD-XYLEMPORIA (CR)	Main Market
EUROBANK EQUITIES INVESTMENT FIRM SINGLE MEMBER SA	05/07/2021
PANTELAKIS SECURITIES S.A.	01/07/2021
INTRAKAT (CR)	Main Market
BETA SECURITIES S.A.	04/10/2021
PANTELAKIS SECURITIES S.A.	10/10/2022
JUMBO SA (CR)	Main Market
BETA SECURITIES S.A.	01/02/2021
EUROBANK EQUITIES INVESTMENT FIRM SINGLE MEMBER SA	25/05/2020
GREENPOST TRADING EUROPE LTD	12/06/2023
MERIT SECURITIES S.A	06/11/2017
PIRAEUS SECURITIES S. A.	06/03/2017

List of Stocks under Market Making operations

Securities	Stock Category
Market Maker	Start Market Making
KLOUKINAS - LAPPAS SA (CR)	Main Market
OPTIMA BANK S.A.	02/01/2023
KRI-KRI S.A. (CR)	Main Market
EUROBANK EQUITIES INVESTMENT FIRM SINGLE MEMBER SA	07/05/2018
LEON DEPOLAS SECURITIES S.A.	16/01/2017
PIRAEUS SECURITIES S. A.	11/12/2023
LAMDA DEVELOPMENT SA (CR)	Main Market
EUROBANK EQUITIES INVESTMENT FIRM SINGLE MEMBER SA	08/12/2014
PANTELAKIS SECURITIES S.A.	06/11/2017
PIRAEUS SECURITIES S. A.	29/06/2017
LAMPSA HOTEL SA (CR)	Main Market
LEON DEPOLAS SECURITIES S.A.	16/01/2017
MOTODYNAMICS S.A. (CR)	Main Market
OPTIMA BANK S.A.	25/08/2023
MOTOR OIL (CR)	Main Market
BETA SECURITIES S.A.	08/03/2021
EUROBANK EQUITIES INVESTMENT FIRM SINGLE MEMBER SA	22/10/2006
GREENPOST TRADING EUROPE LTD	12/06/2023
LEON DEPOLAS SECURITIES S.A.	01/04/2019
MERIT SECURITIES S.A	25/02/2019
NATIONAL SECURITIES SINGLE MEMBER SA	02/01/1900
PIRAEUS SECURITIES S. A.	04/05/2015
MPLE KEDROS (CR)	Main Market
OPTIMA BANK S.A.	08/11/2023
OPTIMA BANK S.A.	16/10/2023
MYTILINEOS (CR)	Main Market
ALPHA FINANCE INVESTMENT SERVICES SINGLE MEMBER SA	15/04/2019
BETA SECURITIES S.A.	11/04/2022
EUROBANK EQUITIES INVESTMENT FIRM SINGLE MEMBER SA	20/09/2017
GREENPOST TRADING EUROPE LTD	12/06/2023
MERIT SECURITIES S.A	25/02/2019
NATIONAL SECURITIES SINGLE MEMBER SA	02/01/1900
PIRAEUS SECURITIES S. A.	04/05/2015
NATIONAL BANK (CR)	Main Market
ALPHA FINANCE INVESTMENT SERVICES SINGLE MEMBER SA	09/01/2006
EUROBANK EQUITIES INVESTMENT FIRM SINGLE MEMBER SA	22/10/2006
GREENPOST TRADING EUROPE LTD	12/06/2023
HELLENIC AMERICAN SECURITIES S.A.	25/07/2014
LEON DEPOLAS SECURITIES S.A.	20/05/2015
MERIT SECURITIES S.A	03/09/2012
NATIONAL SECURITIES SINGLE MEMBER SA	02/01/1900
PIRAEUS SECURITIES S. A.	08/09/2008
OPAP (CR)	Main Market
ALPHA FINANCE INVESTMENT SERVICES SINGLE MEMBER SA	09/01/2006
BETA SECURITIES S.A.	11/04/2022
EUROBANK EQUITIES INVESTMENT FIRM SINGLE MEMBER SA	22/10/2006
GREENPOST TRADING EUROPE LTD	12/06/2023
HELLENIC AMERICAN SECURITIES S.A.	25/07/2014
MERIT SECURITIES S.A	20/03/2017
NATIONAL SECURITIES SINGLE MEMBER SA	02/01/1900
PIRAEUS SECURITIES S. A.	04/05/2015
OPTIMA BANK (CR)	Main Market
ALPHA FINANCE INVESTMENT SERVICES SINGLE MEMBER SA	12/12/2023
EUROBANK EQUITIES INVESTMENT FIRM SINGLE MEMBER SA	11/12/2023
OPTIMA BANK S.A.	06/11/2023
ORILINA PROPERTIES REIC (CR)	Main Market
EUROBANK EQUITIES INVESTMENT FIRM SINGLE MEMBER SA	11/12/2023
LEON DEPOLAS SECURITIES S.A.	11/12/2023
OTE (CR)	Main Market
ALPHA FINANCE INVESTMENT SERVICES SINGLE MEMBER SA	09/01/2006
BETA SECURITIES S.A.	11/04/2022
EUROBANK EQUITIES INVESTMENT FIRM SINGLE MEMBER SA	22/10/2006
GREENPOST TRADING EUROPE LTD	12/06/2023
HELLENIC AMERICAN SECURITIES S.A.	25/07/2014
LEON DEPOLAS SECURITIES S.A.	20/04/2015
MERIT SECURITIES S.A	20/03/2017
NATIONAL SECURITIES SINGLE MEMBER SA	02/01/1900
PIRAEUS SECURITIES S. A.	08/09/2008

List of Stocks under Market Making operations

Securities	Stock Category
Market Maker	Start Market Making
P.P.A. S.A. (CR)	Main Market
EUROBANK EQUITIES INVESTMENT FIRM SINGLE MEMBER SA	06/02/2019
PAPOUTSANIS (CR)	Main Market
ALPHA FINANCE INVESTMENT SERVICES SINGLE MEMBER SA	19/11/2018
BETA SECURITIES S.A.	25/11/2013
PETROPOULOS PETROS (CR)	Main Market
EUROBANK EQUITIES INVESTMENT FIRM SINGLE MEMBER SA	01/04/2019
PANTELAKIS SECURITIES S.A.	16/03/2020
PIRAEUS FINANCIAL HOLD (CR)	Main Market
ALPHA FINANCE INVESTMENT SERVICES SINGLE MEMBER SA	15/04/2019
EUROBANK EQUITIES INVESTMENT FIRM SINGLE MEMBER SA	22/10/2006
EUROXX SECURITIES S.A.	15/02/2016
GREENPOST TRADING EUROPE LTD	12/06/2023
HELLENIC AMERICAN SECURITIES S.A.	25/07/2014
LEON DEPOLAS SECURITIES S.A.	30/11/2018
MERIT SECURITIES S.A	16/09/2013
NATIONAL SECURITIES SINGLE MEMBER SA	02/01/1900
PIRAEUS SECURITIES S. A.	16/02/2009
PPC (CR)	Main Market
ALPHA FINANCE INVESTMENT SERVICES SINGLE MEMBER SA	09/01/2006
BETA SECURITIES S.A.	01/02/2021
EUROBANK EQUITIES INVESTMENT FIRM SINGLE MEMBER SA	22/10/2006
GREENPOST TRADING EUROPE LTD	12/06/2023
HELLENIC AMERICAN SECURITIES S.A.	01/09/2014
MERIT SECURITIES S.A	06/11/2017
NATIONAL SECURITIES SINGLE MEMBER SA	02/01/1900
PIRAEUS SECURITIES S. A.	28/09/2009
PREMA (CR)	Main Market
BETA SECURITIES S.A.	01/06/2021
LEON DEPOLAS SECURITIES S.A.	05/12/2022
PANTELAKIS SECURITIES S.A.	23/12/2021
PROFILE SA (CR)	Main Market
OPTIMA BANK S.A.	03/04/2023
PANTELAKIS SECURITIES S.A.	01/07/2019
QUALITY & RELIABILITY SA (CR)	Main Market
OPTIMA BANK S.A.	03/01/2023
QUEST HOLDINGS (CR)	Main Market
BETA SECURITIES S.A.	26/03/2018
EUROBANK EQUITIES INVESTMENT FIRM SINGLE MEMBER SA	28/01/2019
REVOIL (CR)	Main Market
BETA SECURITIES S.A.	26/06/2023
SIDMA STEEL (CR)	Main Market
OPTIMA BANK S.A.	25/05/2023
SPACE HELLAS SA (CR)	Main Market
MERIT SECURITIES S.A	09/12/2022
TECHNICAL OLYMPIC SA (CR)	Main Market
OPTIMA BANK S.A.	05/07/2023
TERNA ENERGY (CR)	Main Market
EUROBANK EQUITIES INVESTMENT FIRM SINGLE MEMBER SA	24/05/2021
PIRAEUS SECURITIES S. A.	09/12/2019
THRACE PLASTICS SA (CR)	Main Market
ALPHA FINANCE INVESTMENT SERVICES SINGLE MEMBER SA	26/03/2018
EUROBANK EQUITIES INVESTMENT FIRM SINGLE MEMBER SA	26/03/2018
TITAN CEMENT (CB)	Main Market
BETA SECURITIES S.A.	01/02/2021
EUROBANK EQUITIES INVESTMENT FIRM SINGLE MEMBER SA	06/11/2019
PIRAEUS SECURITIES S. A.	18/01/2021
TRADE ESTATES REIC (CR)	Main Market
EUROBANK EQUITIES INVESTMENT FIRM SINGLE MEMBER SA	08/11/2023
EUROBANK EQUITIES INVESTMENT FIRM SINGLE MEMBER SA	10/11/2023
PANTELAKIS SECURITIES S.A.	08/11/2023
PANTELAKIS SECURITIES S.A.	10/11/2023
TZIRAKIAN PROFIL (CR)	Main Market
LEON DEPOLAS SECURITIES S.A.	19/07/2021
VIOHALCO SA/NV (CB)	Main Market
ALPHA FINANCE INVESTMENT SERVICES SINGLE MEMBER SA	11/03/2008
EUROBANK EQUITIES INVESTMENT FIRM SINGLE MEMBER SA	04/03/2014
MERIT SECURITIES S.A	17/03/2014

Underlying Asset				Derivatives Market													
Price max	Price min	Closing price	change	Delivery Month	Open price	Price max	Price min	Last price	Closing price	Last Bid	Last Ask	Fixing price*	Life high	Life low	Trades	Volume	Open Interest
FTSE/Athex Large Cap (Trade Unit: 1 Index Point x 2€, Cash Settlement)																	
3,298.03	3,262.30	3,298.03	1.05%	February 2024	3,295.00	3,310.25	3,268.00	3,310.25	3,310.25	---	---	---	3,365.25	---	239	637	4,838
				March 2024	3,277.00	3,307.75	3,277.00	3,299.25	3,299.25	---	---	---	3,307.75	---	11	70	18
				April 2024	---	---	---	---	3,280.25	---	---	---	---	---	---	---	---
				June 2024	---	---	---	---	3,291.75	---	---	---	---	---	---	---	---
				September 2024	---	---	---	---	3,308.25	---	---	---	---	---	---	---	---
				December 2024	---	---	---	---	3,324.75	---	---	---	---	---	---	---	---
FTSE/Athex Banks (Trade Unit: 1 Index Point x 15€, Cash Settlement)																	
1,149.80	1,126.56	1,145.60	1.09%	March 2024	1,142.00	1,148.50	1,142.00	1,148.50	1,148.50	---	---	---	1,160.25	---	2	13	1,363
				June 2024	---	---	---	---	1,143.00	---	---	---	---	---	---	---	---
				September 2024	---	---	---	---	1,148.75	---	---	---	---	---	---	---	---
				December 2024	---	---	---	---	1,154.50	---	---	---	---	---	---	---	---
MSCI GREECE REBASED (Trade Unit: 1 Index Point x 2€, Cash Settlement)																	
5,321.11	5,243.28	5,321.11	1.31%	February 2024	---	---	---	---	5,235.25	---	---	---	5,164.75	---	---	---	80
				March 2024	---	---	---	---	5,254.00	---	---	---	5,260.00	---	---	---	3
				April 2024	---	---	---	---	5,278.75	---	---	---	---	---	---	---	---
				May 2024	---	---	---	---	5,287.00	---	---	---	---	---	---	---	---
				June 2024	---	---	---	---	5,297.00	---	---	---	---	---	---	---	---
				July 2024	---	---	---	---	5,305.25	---	---	---	---	---	---	---	---
				September 2024	---	---	---	---	5,323.75	---	---	---	---	---	---	---	---
				December 2024	---	---	---	---	5,350.25	---	---	---	---	---	---	---	---

Derivatives notes

Fixing prices and final open positions can be retrieved from the following path <http://www.helex.gr/el/web/guest/statistics-end-of-day-derivatives>

Underlying Asset				Derivatives Market													
Price max	Price min	Closing price	change	Delivery Month	Open price	Price max	Price min	Last price	Closing price	Last Bid	Last Ask	Fixing price*	Life high	Life low	Trades	Volume	Open Interest
ADMIE (IPTO) HOLDING S.A. (CR)																	
(Contract Size: 100 Securities, Physical Delivery)																	
2.205	2.155	2.205	2.08%	March 2024	2.19	2.20	2.19	2.20	2.20	---	---	---	2.35	---	19	149	24,292
---	---	---	---	June 2024	---	---	---	---	2.23	---	---	---	2.24	---	---	---	149
---	---	---	---	September 2024	---	---	---	---	2.19	---	---	---	---	---	---	---	---
---	---	---	---	December 2024	---	---	---	---	2.20	---	---	---	---	---	---	---	---
AEGEAN AIRLINES (CR)																	
(Contract Size: 100 Securities, Physical Delivery)																	
11.38	11.24	11.24	-0.53%	March 2024	11.36	11.37	11.31	11.37	11.37	---	---	---	12.14	---	30	87	6,911
---	---	---	---	June 2024	---	---	---	---	11.40	---	---	---	---	---	---	---	---
---	---	---	---	September 2024	---	---	---	---	11.45	---	---	---	---	---	---	---	---
---	---	---	---	December 2024	---	---	---	---	11.51	---	---	---	---	---	---	---	---
ALPHA SERVICES HOLD (CR)																	
(Contract Size: 100 Securities, Physical Delivery)																	
1.58	1.5545	1.5685	0.55%	March 2024	1.58	1.59	1.57	1.58	1.58	---	---	---	1.64	---	147	5,959	164,958
---	---	---	---	June 2024	---	---	---	---	1.53	---	---	---	1.47	---	---	---	---
---	---	---	---	September 2024	---	---	---	---	1.58	---	---	---	---	---	---	---	---
---	---	---	---	December 2024	---	---	---	---	1.59	---	---	---	---	---	---	---	---
AUTOHELLAS SA (CR)																	
(Contract Size: 100 Securities, Physical Delivery)																	
13.8	13.5	13.56	-1.17%	March 2024	13.62	13.62	13.62	13.62	13.62	---	---	---	13.85	---	1	5	231
---	---	---	---	June 2024	---	---	---	---	13.84	---	---	---	---	---	---	---	---
---	---	---	---	September 2024	---	---	---	---	13.91	---	---	---	---	---	---	---	---
---	---	---	---	December 2024	---	---	---	---	13.98	---	---	---	---	---	---	---	---
AVAX S.A. (CR)																	
(Contract Size: 100 Securities, Physical Delivery)																	
1.694	1.624	1.69	4.32%	March 2024	1.69	1.71	1.69	1.70	1.70	---	---	---	1.96	---	11	20	1,171
---	---	---	---	June 2024	---	---	---	---	1.63	---	---	---	---	---	---	---	---
---	---	---	---	September 2024	---	---	---	---	1.64	---	---	---	---	---	---	---	---
---	---	---	---	December 2024	---	---	---	---	1.65	---	---	---	---	---	---	---	---
CC HBC AG (CR)																	
(Contract Size: 100 Securities, Physical Delivery)																	
27.4	27.05	27.39	0.33%	March 2024	---	---	---	---	27.49	---	---	---	27.63	---	---	---	295
---	---	---	---	June 2024	---	---	---	---	27.53	---	---	---	---	---	---	---	---
---	---	---	---	September 2024	---	---	---	---	27.67	---	---	---	---	---	---	---	---
---	---	---	---	December 2024	---	---	---	---	27.81	---	---	---	---	---	---	---	---
CENERGY HOLDINGS (CB)																	
(Contract Size: 100 Securities, Physical Delivery)																	
7.27	7.15	7.18	-0.55%	March 2024	7.29	7.30	7.23	7.24	7.24	---	---	---	7.60	---	20	70	4,607
---	---	---	---	June 2024	---	---	---	---	7.28	---	---	---	---	---	---	---	---
---	---	---	---	September 2024	---	---	---	---	7.32	---	---	---	---	---	---	---	---
---	---	---	---	December 2024	---	---	---	---	7.35	---	---	---	---	---	---	---	---

Derivatives notes

Fixing prices and final open positions can be retrieved from the following path <http://www.helex.gr/el/web/guest/statistics-end-of-day-derivatives>

Underlying Asset				Derivatives Market													
Price max	Price min	Closing price	change	Delivery Month	Open price	Price max	Price min	Last price	Closing price	Last Bid	Last Ask	Fixing price*	Life high	Life low	Trades	Volume	Open Interest
ELLAKTOR (CR)				(Contract Size: 100 Securities, Physical Delivery)													
2.61	2.535	2.56	0.00%	March 2024	2.59	2.61	2.57	2.61	2.61	---	---	---	2.79	---	8	43	1,880
				June 2024	---	---	---	---	2.58	---	---	---	---	---	---	---	---
				September 2024	---	---	---	---	2.59	---	---	---	---	---	---	---	---
				December 2024	---	---	---	---	2.61	---	---	---	---	---	---	---	---
ELVALHALCOR (CR)				(Contract Size: 100 Securities, Physical Delivery)													
2.18	2.13	2.175	1.64%	March 2024	2.18	2.19	2.15	2.18	2.18	---	---	---	2.31	---	20	77	4,244
				June 2024	---	---	---	---	2.16	---	---	---	---	---	---	---	---
				September 2024	---	---	---	---	2.17	---	---	---	---	---	---	---	---
				December 2024	---	---	---	---	2.18	---	---	---	---	---	---	---	---
EUROBANK HOLDINGS (CR)				(Contract Size: 100 Securities, Physical Delivery)													
1.7865	1.7275	1.786	2.64%	March 2024	1.74	1.80	1.74	1.79	1.79	---	---	---	1.80	---	94	3,567	30,982
				June 2024	---	---	---	---	1.75	---	---	---	---	---	---	---	---
				September 2024	---	---	---	---	1.76	---	---	---	---	---	---	---	---
				December 2024	---	---	---	---	1.77	---	---	---	---	---	---	---	---
EYDAP S.A. (CR)				(Contract Size: 100 Securities, Physical Delivery)													
6.01	5.91	5.99	0.67%	March 2024	6.00	6.07	5.97	6.03	6.03	---	---	---	6.35	---	12	26	3,824
				June 2024	---	---	---	---	6.00	---	---	---	---	---	---	---	---
				September 2024	---	---	---	---	6.03	---	---	---	---	---	---	---	---
				December 2024	---	---	---	---	6.06	---	---	---	---	---	---	---	---
FOURLIS (CR)				(Contract Size: 100 Securities, Physical Delivery)													
4.04	3.94	3.95	-1.25%	March 2024	4.00	4.01	3.98	3.99	3.99	---	---	---	4.46	---	14	32	1,109
				June 2024	---	---	---	---	4.03	---	---	---	---	---	---	---	---
				September 2024	---	---	---	---	4.05	---	---	---	---	---	---	---	---
				December 2024	---	---	---	---	4.07	---	---	---	---	---	---	---	---
GEK TERNA (CR)				(Contract Size: 100 Securities, Physical Delivery)													
13.8	13.56	13.6	0.59%	March 2024	13.70	13.84	13.70	13.81	13.81	---	---	---	14.50	---	58	285	8,568
				June 2024	---	---	---	---	13.64	---	---	---	---	---	---	---	---
				September 2024	---	---	---	---	13.70	---	---	---	---	---	---	---	---
				December 2024	---	---	---	---	13.77	---	---	---	---	---	---	---	---
HELLENIC EXCHANGES-A.S.E. (CR)				(Contract Size: 100 Securities, Physical Delivery)													
5.45	5.24	5.4	3.05%	March 2024	5.35	5.46	5.35	5.45	5.45	---	---	---	5.72	---	33	224	8,207
				June 2024	---	---	---	---	5.28	---	---	---	---	---	---	---	---
				September 2024	---	---	---	---	5.31	---	---	---	---	---	---	---	---
				December 2024	---	---	---	---	5.34	---	---	---	---	---	---	---	---

Derivatives notes

Fixing prices and final open positions can be retrieved from the following path <http://www.helex.gr/el/web/guest/statistics-end-of-day-derivatives>

Underlying Asset				Derivatives Market													
Price max	Price min	Closing price	change	Delivery Month	Open price	Price max	Price min	Last price	Closing price	Last Bid	Last Ask	Fixing price*	Life high	Life low	Trades	Volume	Open Interest
HELLENiQ ENERGY (CR)																	
(Contract Size: 100 Securities, Physical Delivery)																	
7.18	7.11	7.14	-0.42%	March 2024	7.19	7.21	7.17	7.19	7.19	---	---	---	7.88	---	34	172	5,488
---	---	---	---	June 2024	---	---	---	---	7.23	---	---	---	---	---	---	---	---
---	---	---	---	September 2024	---	---	---	---	7.27	---	---	---	---	---	---	---	---
---	---	---	---	December 2024	---	---	---	---	7.30	---	---	---	---	---	---	---	---
INTRACOM HOLDINGS (CR)																	
(Contract Size: 100 Securities, Physical Delivery)																	
3.44	3.22	3.42	4.91%	March 2024	3.33	3.43	3.27	3.41	3.41	---	---	---	3.57	---	49	199	6,955
---	---	---	---	June 2024	---	---	---	---	3.29	---	---	---	---	---	---	---	---
---	---	---	---	September 2024	---	---	---	---	3.30	---	---	---	---	---	---	---	---
---	---	---	---	December 2024	---	---	---	---	3.32	---	---	---	---	---	---	---	---
INTRAKAT (CR)																	
(Contract Size: 100 Securities, Physical Delivery)																	
5	4.955	5	0.00%	March 2024	4.90	4.91	4.85	4.91	4.91	---	---	---	5.00	---	27	52	3,614
---	---	---	---	June 2024	---	---	---	---	5.04	---	---	---	---	---	---	---	---
---	---	---	---	September 2024	---	---	---	---	5.07	---	---	---	---	---	---	---	---
---	---	---	---	December 2024	---	---	---	---	5.09	---	---	---	---	---	---	---	---
JUMBO SA (CR)																	
(Contract Size: 100 Securities, Physical Delivery)																	
26.48	25.86	26.48	2.64%	March 2024	26.09	26.49	26.08	26.49	26.49	---	---	---	26.56	---	28	129	998
---	---	---	---	June 2024	---	---	---	---	26.02	---	---	---	---	---	---	---	---
---	---	---	---	September 2024	---	---	---	---	26.15	---	---	---	---	---	---	---	---
---	---	---	---	December 2024	---	---	---	---	26.28	---	---	---	---	---	---	---	---
LAMDA DEVELOPMENT SA (CR)																	
(Contract Size: 100 Securities, Physical Delivery)																	
7.1	7	7.03	-0.43%	March 2024	7.12	7.15	7.11	7.14	7.14	---	---	---	7.30	---	4	8	6,124
---	---	---	---	June 2024	---	---	---	---	7.12	---	---	---	---	---	---	---	---
---	---	---	---	September 2024	---	---	---	---	7.16	---	---	---	---	---	---	---	---
---	---	---	---	December 2024	---	---	---	---	7.19	---	---	---	---	---	---	---	---
MIG (CR)																	
(Contract Size: 100 Securities, Physical Delivery)																	
4.69	4.55	4.59	1.89%	March 2024	---	---	---	---	4.51	---	---	---	5.30	---	---	---	80
---	---	---	---	June 2024	---	---	---	---	4.54	---	---	---	---	---	---	---	---
---	---	---	---	September 2024	---	---	---	---	4.57	---	---	---	---	---	---	---	---
---	---	---	---	December 2024	---	---	---	---	4.59	---	---	---	---	---	---	---	---
MOTOR OIL (CR)																	
(Contract Size: 100 Securities, Physical Delivery)																	
25.42	24.78	25.42	2.42%	March 2024	25.12	25.54	25.12	25.50	25.50	---	---	---	25.54	---	15	64	474
---	---	---	---	June 2024	---	---	---	---	25.03	---	---	---	---	---	---	---	---
---	---	---	---	September 2024	---	---	---	---	25.16	---	---	---	---	---	---	---	---
---	---	---	---	December 2024	---	---	---	---	25.28	---	---	---	---	---	---	---	---

Derivatives notes

Fixing prices and final open positions can be retrieved from the following path <http://www.helex.gr/el/web/guest/statistics-end-of-day-derivatives>

Underlying Asset				Derivatives Market													
Price max	Price min	Closing price	change	Delivery Month	Open price	Price max	Price min	Last price	Closing price	Last Bid	Last Ask	Fixing price*	Life high	Life low	Trades	Volume	Open Interest
MYTILINEOS (CR)				(Contract Size: 100 Securities, Physical Delivery)													
39.38	38.4	39.3	2.50%	March 2024	38.74	39.50	38.72	39.50	39.50	---	---	---	39.50	---	59	154	3,523
				June 2024	---	---	---	---	38.67	---	---	---	---	---	---	---	---
				September 2024	---	---	---	---	38.86	---	---	---	---	---	---	---	---
				December 2024	---	---	---	---	39.06	---	---	---	---	---	---	---	---
NATIONAL BANK (CR)				(Contract Size: 100 Securities, Physical Delivery)													
6.928	6.822	6.89	-0.14%	March 2024	6.92	6.96	6.85	6.89	6.89	---	---	---	7.05	---	74	1,586	15,810
				June 2024	---	---	---	---	6.96	---	---	---	---	---	---	---	---
				September 2024	---	---	---	---	6.99	---	---	---	---	---	---	---	---
				December 2024	---	---	---	---	7.03	---	---	---	---	---	---	---	---
OPAP (CR)				(Contract Size: 100 Securities, Physical Delivery)													
16.06	15.85	16.06	0.94%	March 2024	16.09	16.13	16.03	16.13	16.13	---	---	---	16.13	---	18	97	1,311
				June 2024	---	---	---	---	16.05	---	---	---	---	---	---	---	---
				September 2024	---	---	---	---	16.13	---	---	---	---	---	---	---	---
				December 2024	---	---	---	---	16.21	---	---	---	---	---	---	---	---
OPTIMA BANK (CR)				(Contract Size: 100 Securities, Physical Delivery)													
7.47	7.35	7.37	-0.27%	March 2024	---	---	---	---	7.28	---	---	---	7.78	---	---	---	80
				June 2024	---	---	---	---	7.45	---	---	---	---	---	---	---	---
				September 2024	---	---	---	---	7.49	---	---	---	---	---	---	---	---
				December 2024	---	---	---	---	7.53	---	---	---	---	---	---	---	---
OTE (CR)				(Contract Size: 100 Securities, Physical Delivery)													
13.1	12.94	13	-0.38%	March 2024	13.13	13.20	13.07	13.09	13.09	---	---	---	13.69	---	29	87	8,247
				June 2024	---	---	---	---	13.16	---	---	---	---	---	---	---	---
				September 2024	---	---	---	---	13.23	---	---	---	---	---	---	---	---
				December 2024	---	---	---	---	13.29	---	---	---	---	---	---	---	---
P.P.A. S.A. (CR)				(Contract Size: 100 Securities, Physical Delivery)													
24.9	24.3	24.9	0.40%	March 2024	24.45	24.45	24.45	24.45	24.45	---	---	---	24.96	---	3	4	117
				June 2024	---	---	---	---	25.01	---	---	---	---	---	---	---	---
				September 2024	---	---	---	---	25.14	---	---	---	---	---	---	---	---
				December 2024	---	---	---	---	25.26	---	---	---	---	---	---	---	---
PIRAEUS FINANCIAL HOLD (CR)				(Contract Size: 100 Securities, Physical Delivery)													
3.538	3.384	3.446	1.71%	March 2024	3.44	3.55	3.41	3.47	3.47	---	---	---	3.55	---	317	4,340	90,825
				June 2024	---	---	---	---	3.42	---	---	---	---	---	---	---	---
				September 2024	---	---	---	---	3.43	---	---	---	---	---	---	---	---
				December 2024	---	---	---	---	3.45	---	---	---	---	---	---	---	---

Derivatives notes

Fixing prices and final open positions can be retrieved from the following path <http://www.helex.gr/el/web/guest/statistics-end-of-day-derivatives>

Underlying Asset				Derivatives Market													
Price max	Price min	Closing price	change	Delivery Month	Open price	Price max	Price min	Last price	Closing price	Last Bid	Last Ask	Fixing price*	Life high	Life low	Trades	Volume	Open Interest
PPC (CR)				(Contract Size: 100 Securities, Physical Delivery)													
12.34	12.15	12.24	0.74%	March 2024	12.42	12.43	12.26	12.36	12.36	---	---	---	12.55	---	127	766	28,615
				June 2024	---	---	---	---	12.25	---	---	---	---	---	---	---	---
				September 2024	---	---	---	---	12.32	---	---	---	---	---	---	---	---
				December 2024	---	---	---	---	12.38	---	---	---	---	---	---	---	---
QUEST HOLDINGS (CR)				(Contract Size: 100 Securities, Physical Delivery)													
5.44	5.22	5.44	2.84%	March 2024	---	---	---	---	5.37	---	---	---	5.70	---	---	---	108
				June 2024	---	---	---	---	5.34	---	---	---	---	---	---	---	---
				September 2024	---	---	---	---	5.36	---	---	---	---	---	---	---	---
				December 2024	---	---	---	---	5.39	---	---	---	---	---	---	---	---
TERNA ENERGY (CR)				(Contract Size: 100 Securities, Physical Delivery)													
15.46	15.17	15.18	-0.46%	March 2024	15.48	15.55	15.36	15.36	15.36	---	---	---	16.55	---	39	168	16,788
				June 2024	---	---	---	---	15.38	---	---	---	---	---	---	---	---
				September 2024	---	---	---	---	15.46	---	---	---	---	---	---	---	---
				December 2024	---	---	---	---	15.53	---	---	---	---	---	---	---	---
TITAN CEMENT (CB)				(Contract Size: 100 Securities, Physical Delivery)													
22.5	22	22.25	0.45%	March 2024	22.25	22.30	22.24	22.24	22.24	---	---	---	22.37	---	3	4	408
				June 2024	---	---	---	---	22.34	---	---	---	---	---	---	---	---
				September 2024	---	---	---	---	22.45	---	---	---	---	---	---	---	---
				December 2024	---	---	---	---	22.56	---	---	---	---	---	---	---	---
VIOHALCO SA/NV (CB)				(Contract Size: 100 Securities, Physical Delivery)													
6.1	5.95	5.95	-0.50%	March 2024	6.09	6.10	6.00	6.00	6.00	---	---	---	6.33	---	28	154	4,408
				June 2024	---	---	---	---	6.03	---	---	---	---	---	---	---	---
				September 2024	---	---	---	---	6.06	---	---	---	---	---	---	---	---
				December 2024	---	---	---	---	6.09	---	---	---	---	---	---	---	---

Derivatives notes

Fixing prices and final open positions can be retrieved from the following path <http://www.helex.gr/el/web/guest/statistics-end-of-day-derivatives>

FTSE/Athex Large Cap

(Trade Unit: 1 Index Point x 2€ - Exercise Style: European, Cash Settlement)

Exercise Price	Call Options														Put Options														Exercise Price					
	February 2024							March 2024							Other Months		February 2024							March 2024							Other Months			
	Open price	Price max	Price min	Last price	Closing price	Volume	Open Interest	Open price	Price max	Price min	Last price	Closing price	Volume	Open Interest	Volume	Open Interest	Open price	Price max	Price min	Last price	Closing price	Volume	Open Interest	Open price	Price max	Price min	Last price	Closing price		Volume	Open Interest	Volume	Open Interest	
2,200	-	-	-	-	-	-	-	0.00	0.00	0.00	-	1,059.00	-	-	-	-	-	-	-	-	-	-	-	-	-	-	-	-	-	-	-	-	-	2,200
2,250	-	-	-	-	-	-	-	0.00	0.00	0.00	-	1,009.00	-	-	-	-	-	-	-	-	-	-	-	-	-	-	-	-	-	-	-	-	2,250	
2,300	-	-	-	-	-	-	-	0.00	0.00	0.00	-	959.00	-	-	-	-	-	-	-	-	-	-	-	-	-	-	-	-	-	-	-	-	2,300	
2,350	-	-	-	-	-	-	-	0.00	0.00	0.00	-	909.00	-	-	-	-	-	-	-	-	-	-	-	-	-	-	-	-	-	-	-	-	2,350	
2,400	-	-	-	-	-	-	-	0.00	0.00	0.00	-	860.00	-	-	-	-	-	-	-	-	-	-	-	-	-	-	-	-	-	-	-	-	2,400	
2,450	-	-	-	-	-	-	-	0.00	0.00	0.00	-	810.00	-	-	-	-	-	-	-	-	-	-	-	-	-	-	-	-	-	-	-	-	2,450	
2,500	-	-	-	-	-	-	-	0.00	0.00	0.00	-	760.00	-	-	-	-	-	-	-	-	-	-	-	-	-	-	-	-	-	-	-	-	2,500	
2,550	-	-	-	-	-	-	-	0.00	0.00	0.00	-	710.00	-	-	-	-	-	-	-	-	-	-	-	-	-	-	-	-	-	-	-	-	2,550	
2,600	-	-	-	-	-	-	-	0.00	0.00	0.00	-	660.00	-	-	-	-	-	-	-	-	-	-	-	-	-	-	-	-	-	-	-	-	2,600	
2,650	-	-	-	-	-	-	-	0.00	0.00	0.00	-	611.00	-	-	-	-	-	-	-	-	-	-	-	-	-	-	-	-	-	-	-	-	2,650	
2,700	-	-	-	-	-	-	-	0.00	0.00	0.00	-	561.00	-	-	-	-	-	-	-	-	-	-	-	-	-	-	-	-	-	-	-	-	2,700	
2,750	-	-	-	-	-	-	-	0.00	0.00	0.00	-	512.00	-	-	-	-	-	-	-	-	-	-	-	-	-	-	-	-	-	-	-	-	2,750	
2,800	0.00	0.00	0.00	-	462.00	-	-	0.00	0.00	0.00	-	463.00	-	-	-	-	-	-	-	-	-	-	-	-	-	-	-	-	-	-	-	-	2,800	
2,850	0.00	0.00	0.00	-	412.00	-	-	0.00	0.00	0.00	-	415.00	-	-	-	-	-	-	-	-	-	-	-	-	-	-	-	-	-	-	-	-	2,850	
2,900	0.00	0.00	0.00	-	363.00	-	-	0.00	0.00	0.00	-	367.00	-	-	-	-	-	-	-	-	-	-	-	-	-	-	-	-	-	-	-	-	2,900	
2,950	0.00	0.00	0.00	-	314.00	-	-	0.00	0.00	0.00	-	322.00	-	-	-	-	-	-	-	-	-	-	-	-	-	-	-	-	-	-	-	-	2,950	
3,000	0.00	0.00	0.00	-	267.00	-	-	0.00	0.00	0.00	-	278.00	-	-	-	-	-	-	-	-	-	-	-	-	-	-	-	-	-	-	-	-	3,000	
3,050	0.00	0.00	0.00	-	221.00	-	80	0.00	0.00	0.00	-	237.00	-	-	-	-	-	-	-	-	-	-	-	-	-	-	-	-	-	-	-	-	3,050	
3,100	0.00	0.00	0.00	-	179.00	-	41	0.00	0.00	0.00	-	199.00	-	-	-	-	-	-	-	-	-	-	-	-	-	-	-	-	-	-	-	-	3,100	
3,150	0.00	0.00	0.00	-	140.00	-	61	0.00	0.00	0.00	-	164.00	-	-	-	-	-	-	-	-	-	-	-	-	-	-	-	-	-	-	-	-	3,150	
3,200	137.00	137.00	137.00	137.00	137.00	1	40	0.00	0.00	0.00	-	133.00	-	-	-	-	-	-	-	-	-	-	-	-	-	-	-	-	-	-	-	-	3,200	
3,250	105.00	105.00	105.00	105.00	105.00	1	2	0.00	0.00	0.00	-	105.00	-	-	-	-	-	-	-	-	-	-	-	-	-	-	-	-	-	-	-	-	3,250	
3,300	68.00	68.00	68.00	68.00	68.00	1	-	0.00	0.00	0.00	-	82.50	-	-	-	-	-	-	-	-	-	-	-	-	-	-	-	-	-	-	-	-	3,300	
3,350	0.00	0.00	0.00	-	36.75	-	40	0.00	0.00	0.00	-	63.00	-	-	-	-	-	-	-	-	-	-	-	-	-	-	-	-	-	-	-	-	3,350	
3,400	0.00	0.00	0.00	-	23.75	-	-	0.00	0.00	0.00	-	47.25	-	-	-	-	-	-	-	-	-	-	-	-	-	-	-	-	-	-	-	-	3,400	
3,450	0.00	0.00	0.00	-	14.75	-	-	0.00	0.00	0.00	-	34.75	-	-	-	-	-	-	-	-	-	-	-	-	-	-	-	-	-	-	-	-	3,450	
3,500	0.00	0.00	0.00	-	8.70	-	-	0.00	0.00	0.00	-	25.00	-	-	-	-	-	-	-	-	-	-	-	-	-	-	-	-	-	-	-	-	3,500	
3,550	0.00	0.00	0.00	-	5.00	-	-	0.00	0.00	0.00	-	17.75	-	-	-	-	-	-	-	-	-	-	-	-	-	-	-	-	-	-	-	-	3,550	
Totals:						3	264					0	0																					
Number of Trades:						3						0																						

ALPHA SERVICES HOLD (CR)

(Contract Size: 100 Securities, Exercise Style: American, Physical Delivery)

Call Options														Put Options																				
February 2024							March 2024							Other Months		February 2024							March 2024							Other Months		Exercise Price		
Open price	Price max	Price min	Last price	Closing price	Volume	Open Interest	Open price	Price max	Price min	Last price	Closing price	Volume	Open Interest	Volume	Open Interest	Open price	Price max	Price min	Last price	Closing price	Volume	Open Interest	Open price	Price max	Price min	Last price	Closing price	Volume	Open Interest	Volume	Open Interest			
0.800					-	-	0.000	0.000	0.000		0.762	-	-			-	-	0.000	0.000	0.000		0.001	-	-			0.000	0.000	0.000		0.001	-	-	0.008
0.850					-	-	0.000	0.000	0.000		0.713	-	-			-	-	0.000	0.000	0.000		0.001	-	-			0.000	0.000	0.000		0.001	-	-	0.009
0.900					-	-	0.000	0.000	0.000		0.663	-	-			-	-	0.000	0.000	0.000		0.002	-	-			0.000	0.000	0.000		0.002	-	-	0.009
0.950					-	-	0.000	0.000	0.000		0.613	-	-			-	-	0.000	0.000	0.000		0.003	-	-			0.000	0.000	0.000		0.003	-	-	0.010
1.000	0.000	0.000	0.000		0.562	-	-	0.000	0.000	0.000		0.563	-	-			0.000	0.000	0.000		0.001	-	-			0.000	0.000	0.000		0.001	-	-	0.010	
1.100	0.000	0.000	0.000		0.462	-	-	0.000	0.000	0.000		0.464	-	-			0.000	0.000	0.000		0.001	-	-			0.000	0.000	0.000		0.001	-	-	0.011	
1.200	0.000	0.000	0.000		0.362	-	-	0.000	0.000	0.000		0.366	-	-			0.000	0.000	0.000		0.001	-	-			0.000	0.000	0.000		0.002	-	-	0.012	
1.300	0.000	0.000	0.000		0.266	-	-	0.000	0.000	0.000		0.273	-	-			0.000	0.000	0.000		0.004	-	-			0.000	0.000	0.000		0.009	-	-	0.013	
1.400	0.000	0.000	0.000		0.178	-	-	0.000	0.000	0.000		0.190	-	-			0.000	0.000	0.000		0.015	-	-			0.000	0.000	0.000		0.026	-	-	0.014	
1.500	0.000	0.000	0.000		0.106	-	-	0.000	0.000	0.000		0.122	-	-			0.000	0.000	0.000		0.043	-	-			0.000	0.000	0.000		0.058	-	-	0.015	
1.600	0.000	0.000	0.000		0.055	-	-	0.000	0.000	0.000		0.073	-	-			0.000	0.000	0.000		0.093	-	-			0.000	0.000	0.000		0.108	-	-	0.016	
1.700	0.000	0.000	0.000		0.025	-	-	0.000	0.000	0.000		0.040	-	-			0.000	0.000	0.000		0.163	-	-			0.000	0.000	0.000		0.175	-	-	0.017	
1.800	0.000	0.000	0.000		0.010	-	-	0.000	0.000	0.000		0.020	-	-			0.000	0.000	0.000		0.248	-	-			0.000	0.000	0.000		0.256	-	-	0.018	
1.900	0.000	0.000	0.000		0.003	-	-	0.000	0.000	0.000		0.009	-	-			0.000	0.000	0.000		0.342	-	-			0.000	0.000	0.000		0.346	-	-	0.019	
2.000	0.000	0.000	0.000		0.001	-	-	0.000	0.000	0.000		0.004	-	-			0.000	0.000	0.000		0.440	-	-			0.000	0.000	0.000		0.441	-	-	0.020	
2.200	0.000	0.000	0.000		0.001	-	-	0.000	0.000	0.000		0.001	-	-			0.000	0.000	0.000		0.640	-	-			0.000	0.000	0.000		0.640	-	-	0.022	
2.400					-	-	0.000	0.000	0.000		0.001	-	-			-	-	0.000	0.000	0.000		0.840	-	-			0.000	0.000	0.000		0.840	-	-	0.024
Totals:					0	0						0	0									0	0									0	0	
Number of Trades:					0							0	0									0.00									0	0		

NATIONAL BANK (CR)

(Contract Size: 100 Securities, Exercise Style: American, Physical Delivery)

Call Options														Put Options																						
February 2024							March 2024							Other Months		February 2024							March 2024							Other Months		Exercise Price				
Exercise Price	Open price	Price max	Price min	Last price	Closing price	Volume	Open Interest	Open price	Price max	Price min	Last price	Closing price	Volume	Open Interest	Volume	Open Interest	Open price	Price max	Price min	Last price	Closing price	Volume	Open Interest	Open price	Price max	Price min	Last price	Closing price	Volume	Open Interest	Volume		Open Interest			
3.200						-	-	0.000	0.000	0.000		3.71	-	-			-	-	0.000	0.000	0.000		0.001	-	-			-	-			0.032				
3.400						-	-	0.000	0.000	0.000		3.51	-	-			-	-	0.000	0.000	0.000		0.001	-	-			-	-			0.034				
3.600						-	-	0.000	0.000	0.000		3.31	-	-			-	-	0.000	0.000	0.000		0.001	-	-			-	-			0.036				
3.800						-	-	0.000	0.000	0.000		3.11	-	-			-	-	0.000	0.000	0.000		0.002	-	-			-	-			0.038				
4.000	0.000	0.000	0.000		2.91	-	-	0.000	0.000	0.000		2.91	-	-			0.000	0.000	0.000		0.001	-	-			0.000	0.000	0.000		0.001	-	-			0.040	
4.400	0.000	0.000	0.000		2.51	-	-	0.000	0.000	0.000		2.51	-	-			0.000	0.000	0.000		0.001	-	-			0.000	0.000	0.000		0.001	-	-			0.044	
4.800	0.000	0.000	0.000		2.11	-	-	0.000	0.000	0.000		2.12	-	-			0.000	0.000	0.000		0.001	-	-			0.000	0.000	0.000		0.001	-	-			0.048	
5.200	0.000	0.000	0.000		1.71	-	-	0.000	0.000	0.000		1.72	-	-			0.000	0.000	0.000		0.001	-	-			0.000	0.000	0.000		0.008	-	-			0.052	
5.600	0.000	0.000	0.000		1.31	-	-	0.000	0.000	0.000		1.35	-	-			0.000	0.000	0.000		0.003	-	10			0.000	0.000	0.000		0.028	-	-			0.056	
6.000	0.000	0.000	0.000		0.930	-	-	0.000	0.000	0.000		1.00	-	-			0.000	0.000	0.000		0.020	-	3			0.000	0.000	0.000		0.081	-	-			0.060	
6.400	0.000	0.000	0.000		0.591	-	-	0.000	0.000	0.000		0.700	-	-			0.000	0.000	0.000		0.081	-	-			0.000	0.000	0.000		0.180	-	-			0.064	
6.800	0.000	0.000	0.000		0.328	-	-	0.000	0.000	0.000		0.462	-	-			0.000	0.000	0.000		0.218	-	-			0.000	0.000	0.000		0.342	-	-			0.068	
7.200	0.000	0.000	0.000		0.156	-	-	0.266	0.266	0.266	0.266	0.266	3	-			0.000	0.000	0.000		0.446	-	-			0.000	0.000	0.000		0.563	-	-			0.072	
7.600	0.000	0.000	0.000		0.063	-	-	0.000	0.000	0.000		0.166	-	-			0.000	0.000	0.000		0.754	-	-			0.000	0.000	0.000		0.847	-	-			0.076	
8.000	0.000	0.000	0.000		0.022	-	-	0.000	0.000	0.000		0.091	-	-			0.000	0.000	0.000		1.11	-	-			0.000	0.000	0.000		1.17	-	-			0.080	
8.400	0.000	0.000	0.000		0.006	-	-	0.000	0.000	0.000		0.047	-	-			0.000	0.000	0.000		1.50	-	-			0.000	0.000	0.000		1.53	-	-			0.084	
8.800	0.000	0.000	0.000		0.002	-	-	0.000	0.000	0.000		0.023	-	-			0.000	0.000	0.000		1.90	-	-			0.000	0.000	0.000		1.91	-	-			0.088	
Totals:						0	0						3	0									0	13									0	230	0	0
Number of Trades:						0							1	0										0.00									0		0	

OPAP (CR)

(Contract Size: 100 Securities, Exercise Style: American, Physical Delivery)

Exercise Price	Call Options														Put Options																				
	February 2024						March 2024						Other Months		February 2024						March 2024						Other Months		Exercise Price						
	Open price	Price max	Price min	Last price	Closing price	Volume	Open Interest	Open price	Price max	Price min	Last price	Closing price	Volume	Open Interest	Volume	Open Interest	Open price	Price max	Price min	Last price	Closing price	Volume	Open Interest	Open price	Price max	Price min	Last price	Closing price		Volume	Open Interest	Volume	Open Interest		
9.600	0.000	0.000	0.000	6.32	-	-	0.000	0.000	0.000	6.34	-	-				0.000	0.000	0.000	0.001	-	-				0.000	0.000	0.000	0.001		-	-				0.096
10.000	0.000	0.000	0.000	5.93	-	-	0.000	0.000	0.000	5.94	-	-				0.000	0.000	0.000	0.001	-	-				0.000	0.000	0.000	0.001	-	-				0.100	
11.000	0.000	0.000	0.000	4.93	-	-	0.000	0.000	0.000	4.94	-	-				0.000	0.000	0.000	0.001	-	-				0.000	0.000	0.000	0.001	-	-				0.110	
12.000	0.000	0.000	0.000	3.93	-	-	0.000	0.000	0.000	3.95	-	-				0.000	0.000	0.000	0.001	-	-				0.000	0.000	0.000	0.001	-	-				0.120	
13.000	0.000	0.000	0.000	2.93	-	-	0.000	0.000	0.000	2.96	-	-				0.000	0.000	0.000	0.001	-	-				0.000	0.000	0.000	0.006	-	-				0.130	
14.000	0.000	0.000	0.000	1.94	-	-	0.000	0.000	0.000	2.00	-	-				0.000	0.000	0.000	0.008	-	-				0.000	0.000	0.000	0.046	-	-				0.140	
15.000	0.000	0.000	0.000	1.03	-	-	0.000	0.000	0.000	1.17	-	-				0.000	0.000	0.000	0.096	-	-				0.000	0.000	0.000	0.212	-	-				0.150	
16.000	0.340	0.340	0.340	0.340	0.340	2	165	0.000	0.000	0.000	0.564	-	-				0.000	0.000	0.000	0.451	-	-				0.000	0.000	0.000	0.608	-	-				0.160
17.000	0.000	0.000	0.000	0.091	-	-	0.000	0.000	0.000	0.221	-	-				0.000	0.000	0.000	1.16	-	-				0.000	0.000	0.000	1.27	-	-				0.170	
18.000	0.000	0.000	0.000	0.013	-	-	0.000	0.000	0.000	0.069	-	-				0.000	0.000	0.000	2.09	-	-				0.000	0.000	0.000	2.13	-	-				0.180	
19.000	0.000	0.000	0.000	0.001	-	-	0.000	0.000	0.000	0.017	-	-				0.000	0.000	0.000	3.09	-	-				0.000	0.000	0.000	3.09	-	-				0.190	
20.000	0.000	0.000	0.000	0.001	-	-	0.000	0.000	0.000	0.003	-	-				0.000	0.000	0.000	4.09	-	-				0.000	0.000	0.000	4.09	-	-				0.200	
22.000	0.000	0.000	0.000	0.001	-	-	0.000	0.000	0.000	0.001	-	-				0.000	0.000	0.000	6.09	-	-				0.000	0.000	0.000	6.09	-	-				0.220	
24.000							0.000	0.000	0.000	0.001	-	-													0.000	0.000	0.000	8.09	-	-				0.240	
Totals:						2	165					0	0	0	0							2	0					0	0	0	0				
Number of Trades:						1						0	0	0	0					0.00							0	0	0	0					

OTE (CR)

(Contract Size: 100 Securities, Exercise Style: American, Physical Delivery)

Call Options														Put Options																		
February 2024							March 2024							Other Months		February 2024							March 2024							Other Months		Exercise Price
Open price	Price max	Price min	Last price	Closing price	Volume	Open Interest	Open price	Price max	Price min	Last price	Closing price	Volume	Open Interest	Volume	Open Interest	Open price	Price max	Price min	Last price	Closing price	Volume	Open Interest	Open price	Price max	Price min	Last price	Closing price	Volume	Open Interest	Volume	Open Interest	
9.200	0.000	0.000	0.000	3.86	-	-	0.000	0.000	0.000	3.88	-	-				0.000	0.000	0.000	0.001	-	-	0.000	0.000	0.000	0.001	-	-				0.092	
9.600	0.000	0.000	0.000	3.46	-	-	0.000	0.000	0.000	3.48	-	-				0.000	0.000	0.000	0.001	-	-	0.000	0.000	0.000	0.001	-	-				0.096	
10.000	0.000	0.000	0.000	3.07	-	-	0.000	0.000	0.000	3.08	-	-				0.000	0.000	0.000	0.001	-	-	0.000	0.000	0.000	0.001	-	-				0.100	
11.000	0.000	0.000	0.000	2.07	-	-	0.000	0.000	0.000	2.10	-	-				0.000	0.000	0.000	0.001	-	-	0.000	0.000	0.000	0.011	-	-				0.110	
12.000	0.000	0.000	0.000	1.11	-	-	0.000	0.000	0.000	1.19	-	-				0.000	0.000	0.000	0.043	-	-	0.000	0.000	0.000	0.102	-	-				0.120	
13.000	0.000	0.000	0.000	0.390	-	-	0.000	0.000	0.000	0.515	-	-				0.000	0.000	0.000	0.321	-	5	0.000	0.000	0.000	0.427	-	-				0.130	
14.000	0.000	0.000	0.000	0.075	-	1	0.000	0.000	0.000	0.162	-	-				0.000	0.000	0.000	1.01	-	-	0.000	0.000	0.000	1.08	-	-				0.140	
15.000	0.000	0.000	0.000	0.007	-	-	0.000	0.000	0.000	0.036	-	-				0.000	0.000	0.000	1.95	-	-	0.000	0.000	0.000	1.96	-	-				0.150	
16.000	0.000	0.000	0.000	0.002	-	-	0.000	0.000	0.000	0.005	-	-				0.000	0.000	0.000	2.95	-	-	0.000	0.000	0.000	2.95	-	-				0.160	
17.000	0.000	0.000	0.000	0.001	-	-	0.000	0.000	0.000	0.001	-	-				0.000	0.000	0.000	3.95	-	-	0.000	0.000	0.000	3.95	-	-				0.170	
18.000	0.000	0.000	0.000	0.001	-	-	0.000	0.000	0.000	0.001	-	-				0.000	0.000	0.000	4.95	-	-	0.000	0.000	0.000	4.95	-	-				0.180	
19.000					-	-	0.000	0.000	0.000	0.001	-	-									-	-	0.000	0.000	0.000	5.95	-	-				0.190
20.000					-	-	0.000	0.000	0.000	0.001	-	-									-	-	0.000	0.000	0.000	6.95	-	-				0.200
22.000					-	-	0.000	0.000	0.000	0.001	-	-									-	-	0.000	0.000	0.000	8.95	-	-				0.220
Totals:					0	1					0	0	0								0	5					0	0				0
Number of Trades:					0						0	0	0									0.00					0	0				0

PIRAEUS FINANCIAL HOLD (CR)

(Contract Size: 100 Securities, Exercise Style: American, Physical Delivery)

Call Options														Put Options																				
Exercise Price	February 2024						March 2024						Other Months		February 2024						March 2024						Other Months		Exercise Price					
	Open price	Price max	Price min	Last price	Closing price	Volume	Open Interest	Open price	Price max	Price min	Last price	Closing price	Volume	Open Interest	Volume	Open Interest	Open price	Price max	Price min	Last price	Closing price	Volume	Open Interest	Open price	Price max	Price min	Last price	Closing price		Volume	Open Interest	Volume	Open Interest	
1.300						-	0.000	0.000	0.000		2.09	-	-			-	0.000	0.000	0.000		0.001	-	-			0.000	0.000	0.000		0.001	-	-		0.013
1.400						-	0.000	0.000	0.000		1.99	-	-			-	0.000	0.000	0.000		0.001	-	-			0.000	0.000	0.000		0.001	-	-		0.014
1.500						-	0.000	0.000	0.000		1.89	-	-			-	0.000	0.000	0.000		0.001	-	-			0.000	0.000	0.000		0.001	-	-		0.015
1.600						-	0.000	0.000	0.000		1.79	-	-			-	0.000	0.000	0.000		0.001	-	-			0.000	0.000	0.000		0.001	-	-		0.016
1.700						-	0.000	0.000	0.000		1.70	-	-			-	0.000	0.000	0.000		0.001	-	-			0.000	0.000	0.000		0.001	-	-		0.017
1.800						-	0.000	0.000	0.000		1.60	-	-			-	0.000	0.000	0.000		0.001	-	-			0.000	0.000	0.000		0.001	-	-		0.018
1.900						-	0.000	0.000	0.000		1.50	-	-			-	0.000	0.000	0.000		0.001	-	-			0.000	0.000	0.000		0.001	-	-		0.019
2.000	0.000	0.000	0.000		1.39	-	0.000	0.000	0.000		1.40	-	-			0.000	0.000	0.000		0.001	-	-			0.000	0.000	0.000		0.001	-	-		0.020	
2.200	0.000	0.000	0.000		1.19	-	0.000	0.000	0.000		1.20	-	-			0.000	0.000	0.000		0.001	-	-			0.000	0.000	0.000		0.001	-	-		0.022	
2.400	0.000	0.000	0.000		0.994	-	0.000	0.000	0.000		0.999	-	-			0.000	0.000	0.000		0.001	-	-			0.000	0.000	0.000		0.002	-	-		0.024	
2.600	0.000	0.000	0.000		0.795	-	0.000	0.000	0.000		0.806	-	-			0.000	0.000	0.000		0.001	-	-			0.000	0.000	0.000		0.008	-	-		0.026	
2.800	0.000	0.000	0.000		0.599	-	0.000	0.000	0.000		0.623	-	-			0.000	0.000	0.000		0.005	-	-			0.000	0.000	0.000		0.024	-	-		0.028	
3.000	0.000	0.000	0.000		0.416	-	0.000	0.000	0.000		0.458	-	-			0.000	0.000	0.000		0.021	-	-			0.000	0.000	0.000		0.059	-	-		0.030	
3.200	0.000	0.000	0.000		0.261	-	0.000	0.000	0.000		0.320	-	-			0.000	0.000	0.000		0.066	-	-			0.000	0.000	0.000		0.120	-	-		0.032	
3.400	0.000	0.000	0.000		0.144	-	10	0.000	0.000	0.000		0.210	-	-			0.000	0.000	0.000		0.149	-	-			0.000	0.000	0.000		0.210	-	-		0.034
3.600	0.000	0.000	0.000		0.070	-	10	0.000	0.000	0.000		0.132	-	-			0.000	0.000	0.000		0.275	-	-			0.000	0.000	0.000		0.332	-	-		0.036
3.800	0.000	0.000	0.000		0.030	-	-	0.000	0.000	0.000		0.078	-	-			0.000	0.000	0.000		0.436	-	-			0.000	0.000	0.000		0.479	-	-		0.038
4.000	0.000	0.000	0.000		0.011	-	-	0.000	0.000	0.000		0.044	-	-			0.000	0.000	0.000		0.618	-	-			0.000	0.000	0.000		0.645	-	-		0.040
4.400	0.000	0.000	0.000		0.001	-	-	0.000	0.000	0.000		0.012	-	-			0.000	0.000	0.000		1.01	-	-			0.000	0.000	0.000		1.02	-	-		0.044
4.800	0.000	0.000	0.000		0.001	-	-	0.000	0.000	0.000		0.003	-	-			0.000	0.000	0.000		1.41	-	-			0.000	0.000	0.000		1.41	-	-		0.048
5.200	0.000	0.000	0.000		0.001	-	-	0.000	0.000	0.000		0.001	-	-			0.000	0.000	0.000		1.81	-	-			0.000	0.000	0.000		1.81	-	-		0.052
Totals:						0	20					0	0	0	0	0					0	0					0	0	0	0	0			
Number of Trades:						0						0	0	0	0	0					0.00					0	0	0	0					

PPC (CR)

(Contract Size: 100 Securities, Exercise Style: American, Physical Delivery)

Call Options														Put Options																											
February 2024							March 2024							Other Months		February 2024							March 2024							Other Months		Exercise Price									
Open price	Price max	Price min	Last price	Closing price	Volume	Open Interest	Open price	Price max	Price min	Last price	Closing price	Volume	Open Interest	Volume	Open Interest	Open price	Price max	Price min	Last price	Closing price	Volume	Open Interest	Open price	Price max	Price min	Last price	Closing price	Volume	Open Interest	Volume	Open Interest										
5.600					-	-	0.000	0.000	0.000		6.57	-	-			-	-	0.000	0.000	0.000		0.001	-	-			-	-			0.056										
6.000					-	-	0.000	0.000	0.000		6.17	-	-			-	-	0.000	0.000	0.000		0.001	-	-			-	-			0.060										
6.400					-	-	0.000	0.000	0.000		5.77	-	-			-	-	0.000	0.000	0.000		0.001	-	-			-	-			0.064										
6.800					-	-	0.000	0.000	0.000		5.37	-	-			-	-	0.000	0.000	0.000		0.001	-	-			-	-			0.068										
7.200					-	-	0.000	0.000	0.000		4.97	-	-			-	-	0.000	0.000	0.000		0.001	-	-			-	-			0.072										
7.600					-	-	0.000	0.000	0.000		4.57	-	-			-	-	0.000	0.000	0.000		0.001	-	-			-	-			0.076										
8.000	0.000	0.000	0.000		4.16	-	-	0.000	0.000	0.000		4.18	-	-		0.000	0.000	0.000		0.001	-	-		0.000	0.000	0.000		0.001	-	-		0.080									
8.400	0.000	0.000	0.000		3.76	-	-	0.000	0.000	0.000		3.78	-	-		0.000	0.000	0.000		0.001	-	-		0.000	0.000	0.000		0.001	-	-		0.084									
8.800	0.000	0.000	0.000		3.36	-	-	0.000	0.000	0.000		3.38	-	-		0.000	0.000	0.000		0.001	-	-		0.000	0.000	0.000		0.004	-	-		0.088									
9.200	0.000	0.000	0.000		2.96	-	-	0.000	0.000	0.000		2.99	-	-		0.000	0.000	0.000		0.001	-	-		0.000	0.000	0.000		0.010	-	-		0.092									
9.600	0.000	0.000	0.000		2.57	-	-	0.000	0.000	0.000		2.60	-	-		0.000	0.000	0.000		0.001	-	-		0.000	0.000	0.000		0.024	-	-		0.096									
10.000	0.000	0.000	0.000		2.17	-	-	0.000	0.000	0.000		2.23	-	-		0.000	0.000	0.000		0.004	-	15		0.000	0.000	0.000		0.049	-	-		0.100									
11.000	0.000	0.000	0.000		1.23	-	-	0.000	0.000	0.000		1.40	-	-		0.000	0.000	0.000		0.059	-	-		0.000	0.000	0.000		0.213	-	-		0.110									
12.000	0.000	0.000	0.000		0.508	-	-	0.000	0.000	0.000		0.762	-	-		0.250	0.250	0.250	0.250	0.250	1	15		0.000	0.000	0.000		0.577	-	-		0.120									
13.000	0.000	0.000	0.000		0.140	-	18	0.000	0.000	0.000		0.360	-	-		0.000	0.000	0.000		0.973	-	15		0.000	0.000	0.000		1.17	-	-		0.130									
14.000	0.000	0.000	0.000		0.025	-	-	0.000	0.000	0.000		0.148	-	-		0.000	0.000	0.000		1.86	-	-		0.000	0.000	0.000		1.97	-	-		0.140									
15.000	0.000	0.000	0.000		0.003	-	-	0.000	0.000	0.000		0.053	-	-		0.000	0.000	0.000		2.85	-	-		0.000	0.000	0.000		2.88	-	-		0.150									
16.000	0.000	0.000	0.000		0.001	-	-	0.000	0.000	0.000		0.016	-	-		0.000	0.000	0.000		3.85	-	-		0.000	0.000	0.000		3.85	-	-		0.160									
17.000	0.000	0.000	0.000		0.001	-	-	0.000	0.000	0.000		0.005	-	-		0.000	0.000	0.000		4.85	-	-		0.000	0.000	0.000		4.85	-	-		0.170									
Totals:					0	18						0	0								0	45									0	0									0
Number of Trades:					0							0	0									1.00									0	0									0

Lending Products	Underlying Title	Open Interest[5]	Multilateral Transactions[1]				Bilateral Transactions[2]		Stock Borrowing through OTC (volume)[3]	
			Volume(Offered)	Average Weighted	Transactions volume	Average Weighted	Transactions Volume	Average Weighted	Transactions Volume	
ADMIEBOR	ADMIE (IPTO) HOLDING S.A. (CR)	---	---	---	---	---	---	---	219,656	
AEGNBOR	AEGEAN AIRLINES (CR)	---	---	---	---	---	---	---	150,535	
AETFBOR	ALPHA ETF FTSE Athex Large Cap	---	---	---	---	5,000	1.00%	---	---	
ALPHABOR	ALPHA SERVICES HOLD (CR)	---	---	---	---	---	---	---	57,279,561	
OTOELBOR	AUTOHELLAS SA (CR)	4,300	---	---	---	---	---	---	109,286	
AVAXBOR	AVAX S.A. (CR)	---	---	---	2,000	6.58%	---	---	---	
EEEBOR	CC HBC AG (CR)	1,358	---	---	---	---	---	---	42,277	
CENERBOR	CENERGY HOLDINGS (CB)	100	---	---	---	---	---	---	8,849	
ELLAKTORBOR	ELLAKTOR (CR)	2,681	---	---	---	---	---	---	86,356	
ELHABOR	ELVALHALCOR (CR)	788	---	---	---	---	---	---	64,887	
EUROBBOR	EUROBANK HOLDINGS (CR)	---	---	---	---	---	---	---	34,218,731	
EYDAPBOR	EYDAP S.A. (CR)	845	---	---	---	---	---	---	266,268	
FOYRKBOR	FOURLIS (CR)	230	---	---	---	---	---	---	10,875	
GEKTERNABOR	GEK TERNA (CR)	---	---	---	---	---	---	---	6,103,698	
SARBOR	GR. SARANTIS S.A. (CR)	857	---	---	---	---	---	---	31,077	
EXAEBOR	HELLENIC EXCHANGES-A.S.E. (CR)	200	---	---	---	---	---	---	167,047	
ELPEBOR	HELLENIQ ENERGY (CR)	---	---	---	---	---	---	---	274,659	
INTRKBOR	INTRACOM HOLDINGS (CR)	---	---	---	---	---	---	---	---	
INKATBOR	INTRAKAT (CR)	---	---	---	---	---	---	---	---	
BELABOR	JUMBO SA (CR)	1,200	---	---	---	---	---	---	205,077	
LAMDABOR	LAMDA DEVELOPMENT SA (CR)	400	---	---	---	---	---	---	410,041	
MIGBOR	MIG (CR)	1,992	---	---	---	---	---	---	40,179	
MOHBOR	MOTOR OIL (CR)	20,881	---	---	---	---	---	---	402,738	
MYTILBOR	MYTILINEOS (CR)	261	---	---	---	---	---	---	155,660	
ETEBOR	NATIONAL BANK (CR)	---	---	---	---	---	---	---	15,639,603	
OPAPBOR	OPAP (CR)	7,504	---	---	---	---	---	---	1,649,705	
OPTIMABOR	OPTIMA BANK (CR)	3,400	---	---	500	4.88%	---	---	13,833	
HTOBOR	OTE (CR)	10,750	---	---	---	---	---	---	1,568,210	
PPABOR	P.P.A. S.A. (CR)	1,500	---	---	---	---	---	---	68,311	
TPEIRBOR	PIRAEUS FINANCIAL HOLD (CR)	---	---	---	---	---	---	---	898,097	
PPCBOR	PPC (CR)	500	---	---	---	---	---	---	1,278,881	

Stock Lending Notes

[1] - Multilateral contracts Lending or Borrowing as per Methods 8-1, 8-2 and 8-3-3 (According to ATHEX BoD Resolution No.17)

[2] - Bilateral Contracts Lending or Borrowing as per Methods 8-3-1 and 8-3-2 (According to ATHEX BoD Resolution No.20)

[3] - The information concerning OTC Stock Borrowing Transactions is based on the statements of the Dematerialised Securities System (DSS) operators involved and refers to volumes that have been registered up until the previous working day.

[4] - Average Price (Volume weighted)

[5] - The Data concerning Open Interest before the start of trading session

Lending Products	Underlying Title	Open Interest[5]	Multilateral Transactions[1]				Bilateral Transactions[2]		Stock Borrowing through OTC (volume)[3]	
			Volume(Offered)	Average Weighted	Transactions volume	Average Weighted	Transactions Volume	Average Weighted	Transactions Volume	
QUALBOR	QUALITY & RELIABILITY SA (CR)	---	---	---	---	---	---	---	---	
QUESTBOR	QUEST HOLDINGS (CR)	391	---	---	---	---	---	---	40,366	
TENERGYBOR	TERNA ENERGY (CR)	---	---	---	---	---	---	---	283,185	
TITCBOR	TITAN CEMENT (CB)	9,905	---	---	---	---	---	---	235,762	
VIOBOR	VIOHALCO SA/NV (CB)	3,244	---	---	---	---	---	---	---	

Stock Lending Notes

[1] - Multilateral contracts Lending or Borrowing as per Methods 8-1, 8-2 and 8-3-3 (According to ATHEX BoD Resolution No.17)

[2] - Bilateral Contracts Lending or Borrowing as per Methods 8-3-1 and 8-3-2 (According to ATHEX BoD Resolution No.20)

[3] - The information concerning OTC Stock Borrowing Transactions is based on the statements of the Dematerialised Securities System (DSS) operators involved and refers to volumes that have been registered up until the previous working day.

[4] - Average Price (Volume weighted)

[5] - The Data concerning Open Interest before the start of trading session

Sectors codification for listed companies

12003-	ETF	10101010	Computer Services
10101015	Software	10102030	Computer Hardware
15101010	Telecommunications Equipment	15102015	Telecommunications Services
20101010	Health Care Facilities	20101025	Health Care Services
20102010	Medical Equipment	20103015	Pharmaceuticals
30101010	Banks	30202000	Diversified Financial Services
30202010	Asset Managers & Custodians	30202015	Investment Services
30204000	Closed End Investments	30302010	Full Line Insurance
30302015	Insurance Brokers	30302025	Property and Casualty Insurance
35101010	Real Estate Holding and Development	35101015	Real Estate Services
35102000	Diversified REITs	35102030	Office REITs
35102045	Retail REITs.	40201040	Rental & Leasing Services: Consumer
40202010	Home Construction	40202015	Household Furnishings
40202020	Household Appliance	40203040	Electronic Entertainment
40204020	Clothing & Accessories	40301010	Entertainment
40301030	Publishing	40301035	Radio & TV Broadcasters
40401010	Diversified Retailers	40401020	Apparel Retailers
40401025	Home Improvement Retailers	40401030	Specialty Retailers
40501010	Airlines	40501015	Travel & Tourism
40501020	Casinos & Gambling	40501025	Hotels & Motels
45101015	Distillers & Vintners	45101020	Soft Drinks
45102010	Farming Fishing Ranching & Plantations	45102020	Food Products
45103010	Tobacco	45201010	Food Retailers & Wholesalers
45201020	Personal Products	50101010	Construction
50101020	Building Roof/Wallboard and Plumbing	50101030	Cement
50101035	Building Materials: Other	50202010	Electrical Components
50203015	Plastics	50203030	Containers & Packaging
50204000	Machinery: Industrial	50204020	Machinery: Construction & Handling
50205010	Industrial Suppliers	50205020	Back Office Support HR & Consulting
50205030	Forms & Bulk Printing Services	50206015	Commercial Vehicles & Parts
50206030	Marine Transportation	50206060	Transportation Services
55101000	Diversified Materials	55101020	Textile Products
55102000	General Mining	55102010	Iron & Steel
55102015	Metal Fabricating	55102035	Aluminum
60101020	Oil Refining and Marketing	65101010	Alternative Electricity
65101015	Conventional Electricity	65102000	Multi-Utilities
65102030	Water		



ATHEX
Athens Stock Exchange

Λεωφ. Αθηνών 110 104 42 Αθήνα
110, Athinon Ave. GR 104 42 Athens
tel. (+30)210-33.66.800, fax (+30)210-33.66.101
www.athexgroup.gr