

24

Ημερήσιο Δελτίο
Συναλλακτικής Δραστηριότητας

Daily Official List
of Trading Activity

Friday, 19 January, 2024

Year: 145 Trading Day No: 14



ATHEXGROUP
Athens Exchange Group

Disclaimer:

Hellenic Exchanges-Athens Stock Exchange S.A endeavours to ensure that the data and other material ("Information") presented on the Daily Official List are accurate and complete, but it is not liable for any errors or omissions of data or /and for the accuracy, credibility, updating and completeness of the aforesaid information nor it has any liability arising directly or indirectly from the use of the above Information.

The Company is not liable for the accuracy of the data included in listed companies' announcements. Only the sender of such an announcement is fully and solely liable for any infringement of third party's rights from the content of such announcement. All contents of the Daily Official List are provided only for information purposes and do not constitute investment advice or solicitation to invest in securities or other products listed for trading on the Exchange.

You acknowledge and agree that the Company is the owner of any property rights related to any Information appearing on the Daily Official List including intellectual property rights copyright, trademarks, etc.

The above data are a property of the Hellenic Exchanges-Athens Exchange and are copyright protected. Users are forbidden to reproduce, modify, copy, sale, transmit or redistribute, by all reproduction means and methods, part or the whole of the above data, without reference to their source.

The commercial exploitation of these data is, also, forbidden by third parties. Hellenic Exchanges-Athens Exchange does not carry any responsibility, direct or indirect, derived from usage or accidental alteration of the above data when used by third parties.

Hellenic Exchanges – Athens Stock Exchange S.A.

110 Athinon Ave., 10442 Athens, Tel: (210) 33.66.800, Fax: (210) 32.13.938

www.athexgroup.gr

Thessalonica Stock Exchange Center (T.S.E.C)

16-18 Katouni Str., Thessalonica 546 25 Tel: (2310) 567.667, Fax: (2310) 530.545

Athex Members Guarantee Fund

14-16 Fidiou Str., Athens 106 78, Tel: (210) 33.04.682, Fax: (210) 33.04.155

Hellenic Republic Capital Market Commission

1 Kolokotroni Str. & 1 Stadiou Str., Athens 10562 Tel: (210) 33.77.100 Fax: (210) 33.77.173

Table of Contents

Section 1: Statistical Figures of Securities, Derivatives and Lending

Summary of Markets

Athex Indices

Analytic Figures for Athex Market's Boards and Categories

Trading Details by Athex Sectors and Financial Instruments (ETFs)

Top 10 best & worst performing Shares

Derivatives Summary

Section 2: Analytic Figures of Shares Transactions

Analytic Figures of Shares Transactions

Shares' Notes

Section 3: Figures of Securities Transactions

Securities Blocks Details

Shares Rights Details

Stock Borrowing

Forced Sales Details

Forced Sales Registered Shares

Exchange Traded Funds (ETFs) Characteristics

Section 5: Bonds traded in Fixed Income Assets Market

Convertible Corporate Bonds - Regulated Market

Non Convertible Corporate Bonds - Regulated Market

Government Bonds

Treasury Bills & Zero Coupon Government Bonds

Government Bonds Traded with the Open Outcry Method

State Banks Bonds

Section 6: Additional Infos

Athex & ATHEXClear Members List

List of Stocks under Market Making operations

Section 7: Derivatives Market Analytic Figures

Index Futures

Stock Futures

Index Options

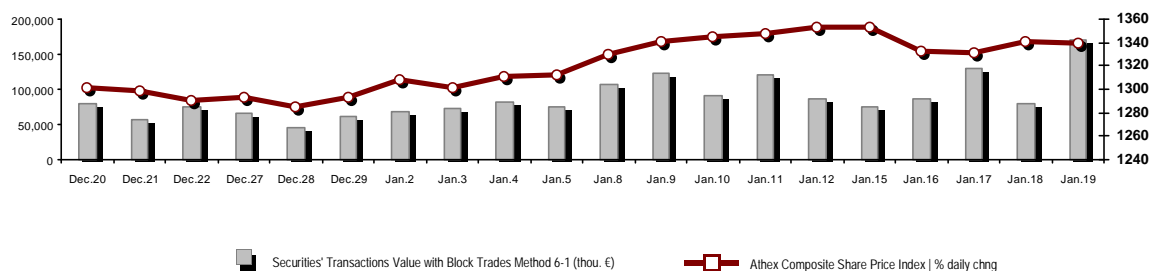
Stock Options

Stock Lending Analytic Figures

Appendix A: Sectors codification for listed companies

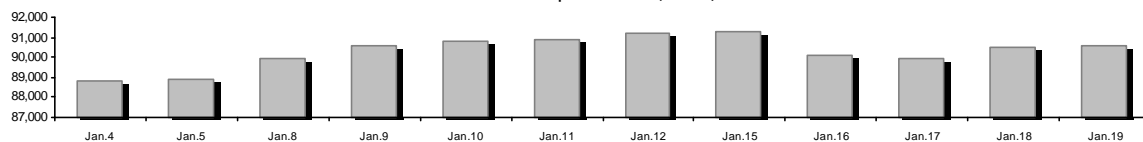
Summary of Markets

Athex Composite Share Price Index vs Shares and Derivatives Transactions Value

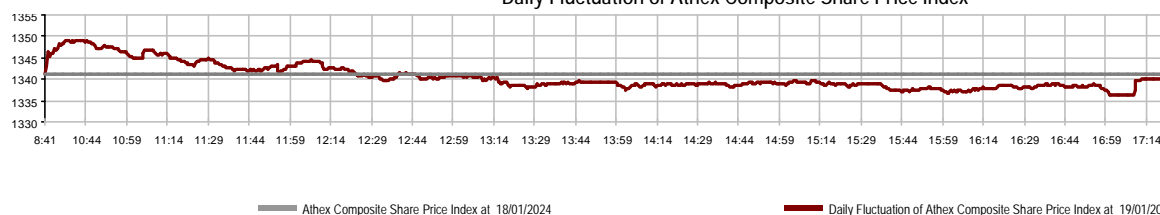


Athex Capitalisation (mill. €) **:	90,543.42		Derivatives Total Open Interest	462,130
Daily change: mill. € %	25.95	0.03%	in Index Futures % daily chng	6,394 0.47%
Yearly Avg Capitalisation: mill. € % chng prev year Avg	90,014.89	11.98%	in Stock Futures % daily chng	453,446 -0.03%
Athex Composite Share Price Index % daily chng	1,340.03	-0.08%	in Index Options % daily chng	1,215 4.92%
Athex Composite Share Price Index Capitalisation (mill. €)	82,196.07		in Stock Options % daily chng	1,075 0.94%
Daily change (mill. €)	25.14			
Securities' Transactions Value with Block Trades Method 6-1 (t)	170,613.91		Derivatives Contracts Volume:	13,302
Daily change: %	90,820.90	113.82%	Daily change: pieces %	-4,149 -23.78%
YtD Avg Trans. Value: thou. € % chng prev year Avg	97,649.19	-10.88%	YtD Avg Derivatives Contracts % chng prev year Avg	20,867 -52.53%
Blocks Transactions Value of Method 6-1 (thou. €)	86,933.84		Derivatives Trades Number:	1,318
Blocks Transactions Value of Method 6-2 & 6-3 (thou. €)	0.00		Daily change: number %	-287 -17.88%
Bonds Transactions Value (thou.€)	2,043.50		YtD Avg Trades number % chng prev year Avg	1,749 -24.98%
Securities' Transactions Volume with Block Trades Method 6-1 (tho)	25,805.62		Lending Total Open Interest	74,568
Daily change: thou. pieces %	7,635.82	42.02%	Daily change: pieces %	1,300 1.77%
YtD Avg Volume: % chng prev year Avg	22,744.26	-32.35%	Lending Volume (Multilateral/Bilateral)	0
Blocks Transactions Volume of Method 6-1 (thou. Pieces)	7,741.77		Daily change: pieces %	-9,300
Blocks Transactions Volume of Method 6-2 & 6-3 (thou. Pieces)	0.00		Multilateral Lending	0
Bonds Transactions Volume	2,100,000		Bilateral Lending	0
Securities' Trades Number with Block Trades Method 6-1	33,003		Lending Trades Number:	0
Daily change: number %	515	1.59%	Daily change: %	-6
YtD Avg Trades number % chng prev year Avg	36,113	-0.30%	Multilateral Lending Trades Number	0
Number of Blocks Method 6-1	26		Bilateral Lending Trades Number	0
Number of Blocks Method 6-2 & 6-3	0			
Number of Bonds Transactions	184			

Athex Capitalisation (mill. €) **



Daily Fluctuation of Athex Composite Share Price Index



Athex Indices

Index name	19/01/2024	18/01/2024	pts.	%	Min	Max	Year min	Year max	Year change
Athex Composite Share Price Index	1,340.03 €	1,341.10	-1.07	-0.08%	1,336.43	1,349.15	1,293.14	1,354.71	3.63% #
Athex Composite Index Total Return Index	2,443.35 €	2,445.30	-1.95	-0.08%	2,436.78	2,459.97	2,355.44	2,470.11	3.73% #
Athex ESG Index	1,534.63 #	1,533.27	1.36	0.09%	1,528.10	1,543.24	1,471.77	1,547.49	4.27% #
ATHEX Alternative Market Price Index	9,826.81 #	9,574.50	252.31	2.64%	9,570.75	9,908.72	9,352.11	9,908.72	5.08% #
FTSE/Athex Large Cap	3,263.78 #	3,259.94	3.84	0.12%	3,249.46	3,281.58	3,122.79	3,290.24	4.51% #
FTSE/Athex Mid Cap Index	2,236.82 €	2,250.10	-13.28	-0.59%	2,235.70	2,261.41	2,212.15	2,316.61	-0.62% €
FTSE/ATHEX High Dividend Yield Index	3,826.64 €	3,829.08	-2.44	-0.06%	3,821.42	3,843.62	3,752.57	3,860.28	1.47% #
FTSE/Athex Market Index	778.41 #	777.77	0.64	0.08%	775.28	782.83	746.82	784.83	4.23% #
FTSE/Athex Banks	1,133.24 €	1,136.41	-3.17	-0.28%	1,123.04	1,144.47	1,057.67	1,155.14	6.75% #
FTSE/ATHEX TECHNOLOGY & TELECOMMUNICAT	4,978.04 €	4,985.52	-7.48	-0.15%	4,960.68	5,020.29	4,915.95	5,144.65	-1.86% €
FTSE/ATHEX FINANCIAL SERVICES	5,343.91 €	5,361.14	-17.23	-0.32%	5,298.49	5,398.27	4,996.31	5,448.34	6.57% #
FTSE/ATHEX REAL ESTATE	5,078.88 #	5,073.35	5.53	0.11%	5,046.36	5,106.48	4,900.32	5,120.52	2.39% #
FTSE/ATHEX CONSUMER DISCRETIONARY	5,160.20 #	5,146.89	13.31	0.26%	5,146.55	5,179.79	4,993.33	5,179.79	2.88% #
FTSE/ATHEX CONSUMER STAPLES	5,272.27 #	5,259.24	13.03	0.25%	5,259.24	5,293.90	5,069.68	5,344.07	3.61% #
FTSE/ATHEX INDUSTRIALS	5,210.15 €	5,274.61	-64.46	-1.22%	5,210.15	5,292.02	5,044.08	5,351.66	2.53% #
FTSE/ATHEX BASIC MATERIALS	5,390.24 €	5,483.14	-92.90	-1.69%	5,389.65	5,520.81	4,869.63	5,631.11	10.69% #
FTSE/ATHEX ENERGY & UTILITIES	5,188.08 #	5,159.24	28.84	0.56%	5,152.69	5,211.93	4,987.63	5,247.65	4.02% #
Athex All Share Index	312.44 #	312.35	0.09	0.03%	312.44	312.44	304.60	314.94	3.46% #
Hellenic Mid & Small Cap Index	1,985.30 €	1,991.24	-5.94	-0.30%	1,983.98	2,003.00	1,929.00	2,022.22	2.92% #
FTSE/Athex Large Cap Total Return	5,404.06 #	5,397.70	6.36	0.12%			5,201.70	5,442.24	4.58% #
FTSE/Athex Mid Cap Total Return	3,012.38 €	3,030.26	-17.88	-0.59%			3,005.84	3,086.59	-0.62% €
MSCI GREECE REBASED	5,252.16 #	5,242.41	9.75	0.19%	5,220.65	5,276.86	4,984.69	5,280.16	5.37% #
Hellenic Corporate Bond Index	130.08 #	130.03	0.04	0.03%			129.54	130.28	0.34% #
Hellenic Corporate Bond Price Index	90.77 #	90.75	0.02	0.02%			90.52	90.97	0.14% #

Note 1: FTSE/Med 100, Hellenic Corporate Bond Price Index and Hellenic Corporate Bond Index closing prices refer to the previous trading day of 17/01/2024.

Note 2: The Hellenic Mid & Small Cap Index is a Customized index calculated by the Athens Exchange.

Analytic Figures for Athex Market's Boards and Categories

	Total Traded Securities	Main Market	Surveillance	Exchange Traded Funds (ETFs)
Totals	121	116	4	1
Gain / Lose / Same:	43 / 50 / 28	43 / 48 / 25	0 / 1 / 3	0 / 1 / 0
Athex Capitalisation (mill. €) **	90,543.42	90,461.50	81.93	
Daily Average Trans/ons Value(thou.€)	97,649.19	97,368.03	26.83	284.51
Transactions Value	170,613.91	170,335.96	4.94	273.01
Main Board:	83,680.07	83,402.12	4.94	273.01
Blocks Board 6_2_3:	86,933.84	86,933.84	0.00	0.00
Forced Sales Board:	0.00	0.00	0.00	0.00
Special Terms Board:	0.00	0.00	0.00	0.00
Daily Average Transactions Volume	22,744,260	22,407,744	342,352	8,750
Transactions Volume	25,805,621	25,773,249	24,099	8,273
Main Board:	18,063,853	18,031,481	24,099	8,273
Blocks Board 6_2_3:	7,741,768	7,741,768	0	0
Forced Sales Board:	0	0	0	0
Special Terms Board:	0	0	0	0
Daily Average Number of Trades	36,113	35,987	51	76
Number of Trades	33,003	32,949	13	41
Main Board:	32,977	32,923	13	41
Blocks Board 6_2_3:	26	26	0	0
Forced Sales Board:	0	0	0	0
Special Terms Board:	0	0	0	0

Trading Details by Athex Sectors and Financial Instruments (ETFs)

Code	Sectors	Gain / Lose / Same	Number of Trades	Transactions Volume	Transactions Value	% of Total Trans. Value
3010	- Banks	1 / 2 / 4	11,919	13,330,858	38,794,698.96	22.74%
5510	- Basic Resources	3 / 8 / 4	1,094	330,438	1,190,077.17	0.70%
5010	- Construction & Materials	5 / 6 / 2	4,125	7,371,831	88,046,481.42	51.61%
4020	- Consumer Products & Services	2 / 2 / 3	526	157,239	1,113,675.23	0.65%
6010	- Energy	2 / 2 / 0	1,568	304,205	3,388,795.07	1.99%
12000	- Financial Instruments	0 / 1 / 0	41	8,273	273,009.57	0.16%
3020	- Financial Services	1 / 3 / 1	520	74,897	406,807.77	0.24%
4510	- Food Beverage & Tobacco	4 / 0 / 2	276	51,475	730,388.78	0.43%
2010	- Health Care	0 / 3 / 0	143	93,361	83,895.82	0.05%
5020	- Industrial Goods & Services	6 / 4 / 4	1,237	267,237	1,550,995.34	0.91%
3030	- Insurance	0 / 1 / 0	19	1,213	6,198.08	0.00%
4030	- Media	0 / 1 / 0	15	7,262	3,550.86	0.00%
4520	- Personal Care, Drug & Grocery Stores	0 / 1 / 1	219	39,949	325,063.23	0.19%
3510	- Real Estate	7 / 4 / 1	1,087	254,421	1,152,452.09	0.68%
4040	- Retail	2 / 1 / 3	1,545	637,874	8,146,441.79	4.77%
1010	- Technology	2 / 6 / 2	1,627	718,570	1,511,753.35	0.89%
1510	- Telecommunications	1 / 1 / 0	1,558	476,876	6,204,636.17	3.64%
4050	- Travel & Leisure	3 / 2 / 1	1,649	805,793	4,496,741.30	2.64%
6510	- Utilities	4 / 2 / 0	3,835	873,849	13,188,247.83	7.73%

Top 10 best & worst performing Shares

Main Market

With positive Price change			With negative Price change		
	Closing price	change		Closing price	change
PAIRIS SA (CR)	1.27	5.83% #	KLOUKINAS - LAPPAS SA (CR)	1.61	-4.45% €
CPI SA (CR)	0.708	5.67% #	ALUMIL (CR)	2.89	-3.67% €
ALPHA REAL ESTATE SA(CR)	8.8	1.85% #	AVAX S.A. (CR)	1.62	-3.46% €
ILYDA S.A. (CR)	1.47	1.73% #	GEK TERNA (CR)	13.52	-3.43% €
MOTOR OIL (CR)	24.82	1.47% #	VIOHALCO SA/NV (CB)	5.98	-3.24% €
EUROCONSULTANTS S.A. (CR)	1.265	1.20% #	QUALITY & RELIABILITY SA (CR)	0.85	-3.19% €
OTE (CR)	13.05	1.01% #	MIG (CR)	4.505	-2.91% €
EKTER SA (CR)	4.24	0.95% #	CNL CAPITAL (CR)	8.75	-2.78% €
AEGEAN AIRLINES (CR)	11.3	0.89% #	HELLENIC EXCHANGES-A.S.E. (CR)	5.24	-2.24% €
MYTILINEOS (CR)	38.34	0.79% #	ATHENS MEDICAL CENTER SA (CR)	1.815	-2.16% €
With the highest Transactions Value			With the highest Transactions Volume		
	Value (thou. €)	change		Volume	change
GEK TERNA (CR)	85,795.73	-3.43% €	GEK TERNA (CR)	6,480,860	-3.43% €
NATIONAL BANK (CR)	14,458.28	-0.89% €	EUROBANK HOLDINGS (CR)	4,809,423	0.00% -
PIRAEUS FINANCIAL HOLD (CR)	10,787.16	-0.35% €	ALPHA SERVICES HOLD (CR)	3,204,170	0.39% #
EUROBANK HOLDINGS (CR)	8,310.94	0.00% -	PIRAEUS FINANCIAL HOLD (CR)	3,194,933	-0.35% €
JUMBO SA (CR)	6,640.95	0.39% #	NATIONAL BANK (CR)	2,090,807	-0.89% €
OTE (CR)	6,204.49	1.01% #	INTRALOT (CR)	521,944	0.00% -
MYTILINEOS (CR)	5,185.75	0.79% #	OTE (CR)	476,858	1.01% #
ALPHA SERVICES HOLD (CR)	4,997.13	0.39% #	FOURLIS (CR)	367,851	0.00% -
TERNA ENERGY (CR)	4,476.84	-0.97% €	AVAX S.A. (CR)	314,847	-3.46% €
PPC (CR)	2,954.65	0.41% #	QUALITY & RELIABILITY SA (CR)	297,380	-3.19% €

Note: Stocks that are not included in the "Under Supervision" category, and the transactions value is more than 10,000 €.

Derivatives Summary

	Number of Trades	Volume	Open Interest
Index Futures	320	2,133	6,394
FTSE/Athex Banks	1	1	1,363
FTSE/Athex Large Cap	317	2,129	4,948
MSCI GREECE REBASED	2	3	83
Stock Futures	988	11,018	453,446
ADMIE (IPTO) HOLDING S.A. (CR)	1	1	24,440
AEGEAN AIRLINES (CR)	55	185	7,021
ALPHA SERVICES HOLD (CR)	102	4,193	164,417
AUTOHELLAS SA (CR)	3	7	236
AVAX S.A. (CR)	16	42	1,151
CC HBC AG (CR)	0	0	295
CENERGY HOLDINGS (CB)	5	24	4,608
ELLAKTOR (CR)	17	81	1,851
ELVALHALCOR (CR)	2	6	4,243
EUROBANK HOLDINGS (CR)	53	1,443	30,862
EYDAP S.A. (CR)	3	16	3,810
FOURLIS (CR)	10	36	1,073
GEK TERNA (CR)	143	661	8,151
HELLENIC EXCHANGES-A.S.E. (CR)	48	273	8,324
HELLENIQ ENERGY (CR)	14	34	5,483
INTRACOM HOLDINGS (CR)	98	610	6,422
INTRAKAT (CR)	19	110	3,657
JUMBO SA (CR)	25	61	1,040
LAMDA DEVELOPMENT SA (CR)	10	54	6,104
MIG (CR)	3	7	84
MOTOR OIL (CR)	2	9	483
MYTILINEOS (CR)	31	52	3,521
NATIONAL BANK (CR)	52	566	16,005
OPAP (CR)	4	43	1,311
OPTIMA BANK (CR)	2	10	80
OTE (CR)	15	45	8,235
P.P.A. S.A. (CR)	6	10	113
PIRAEUS FINANCIAL HOLD (CR)	138	2,033	90,143
PPC (CR)	44	211	28,658
QUEST HOLDINGS (CR)	0	0	108
TERNA ENERGY (CR)	53	158	16,708
TITAN CEMENT (CB)	1	1	408
VIOHALCO SA/NV (CB)	13	36	4,401
Index Options	10	151	1,215
FTSE/Athex Large Cap	10	151	1,215
Stock Options	0	0	1,075
ALPHA SERVICES HOLD (CR)	0	0	0
NATIONAL BANK (CR)	0	0	713
OPAP (CR)	0	0	167
OTE (CR)	0	0	9
PIRAEUS FINANCIAL HOLD (CR)	0	0	65
PPC (CR)	0	0	121
Total Derivatives Traded	1,318	13,302	462,130

Daily Official List

Year: 145 Trading Day No: 14

Section 2: Analytic Figures of Shares Transactions

Friday, 19 January, 2024

Number of Outstanding Securities	Nominal Value	Dividends [1]			Date of Last Coupon		Note	Shares	Closing price	% change	Previous closing price/date	Open price	Price min	Price max	Last price	Avg price	Last Bid [7]	Last Ask [7]	P/E after tax	Year	Volume	Trades	Transactions Value[8]	Company Mkt Value (thou. €)	Year low	Year high	Sector[4]	
15,300,000	0.300	---	---	---	30/07/2009	13/12/1999	---	ATTICA PUBLICATIONS SA (CR)	0.318	---	0.318	18/01/2024	---	---	---	---	1448@0.302	1052@0.338	---	---	---	---	---	4,865.40	0.292	0.346	40301030	
6,325,000	0.600	0.19	0.153	---	03/07/2023	17/02/2014	---	VOYATZOGLOU (CR)	2.3	---	2.3	18/01/2024	2.32	2.3	2.38	2.3	2.308	425@2.28	30@2.32	---	---	2,015	12	4,649.76	14,547.50	2.26	2.7	50205010
15,000,000	0.300	---	---	---	06/07/2007	18/07/2000	---	DAIOS PLASTICS SA (CR)	3.5	---	3.5	18/01/2024	---	---	---	---	100@3.16	100@3.84	---	---	---	---	---	52,500.00	3.4	3.5	50203015	
86,735,980	0.310	---	---	---	06/07/2009	07/09/2023	---	ATHENS MEDICAL CENTER SA (CR)	1.815	-2.16	€ 1.855	18/01/2024	1.855	1.8	1.855	1.815	1.816	5@1.82	5@1.85	---	---	7,979	30	14,491.65	157,425.80	1.785	1.885	20101025
2,760,000	11.83	11	11.8	---	14/06/2023	16/07/1990	---	KARELIA (CR)	338	---	338	18/01/2024	---	---	---	---	16@332.00	14@338.00	---	---	---	---	---	932,880.00	332	350	45103010	
6,700,000	0.800	0.047	0.047	---	23/08/2023	29/05/2014	---	MILLS KEPENOS (CR)	2.2	---	2.2	18/01/2024	2.26	2.26	2.26	2.26	300@1.98	500@2.22	16.25	2022	248	1	560.48	14,740.00	2.2	2.26	45102020	
18,017,472	0.360	---	---	---	09/09/2022	28/08/2017	---	KTIMA KOSTAS LAZARIDIS SA (CR)	1.8	1.12	P 1.78	18/01/2024	1.8	1.8	1.8	1.8	1.8	5000@1.78	169@1.83	---	---	620	3	1,116.00	32,431.45	1.75	1.88	45101015
21,364,000	1.12	---	0.4	---	21/08/2023	08/03/2023	---	LAMPASA HOTEL SA (CR)	30	0.67	P 29.8	18/01/2024	30	30	30	30	60@30.00	100@30.80	---	---	100	1	3,000.00	640,920.00	29.2	32.4	40501025	
32,188,050	1.04	---	---	---	21/07/2008	20/01/2000	---	MOUZAKIS (CR)	0.685	-4.86	€ 0.72	18/01/2024	0.71	0.68	0.71	0.685	0.692	1400@0.680	1000@0.735	---	---	6,700	10	4,634.51	22,048.81	0.68	0.79	55101020
8,321,682	0.670	---	---	---	17/08/2007	23/11/1999	---	N. LEVENTERIS (CR)	0.302	---	0.302	18/01/2024	0.28	0.28	0.28	0.28	0.28	1998@0.280	3000@0.300	---	2022	2	1	0.56	3,334.15	0.28	0.302	55102010
6,340,000	0.600	0.17	0.1	0.2	11/12/2023	11/01/2024	---	NAKAS MUSIC	3.1	---	3.1	18/01/2024	---	---	---	---	20@2.96	130@3.06	---	---	---	---	---	19,654.00	2.9	3.16	40401030	
10,080,000	3.00	1.5	1.45	---	11/05/2023	27/08/2001	---	TPA SA (CR)	21.8	-0.91	€ 22	18/01/2024	22	21.8	22.1	21.9	21.951	110@21.80	30@21.90	---	---	5,384	34	118,184.10	219,744.00	21.8	23.5	50206060
27,379,200	0.980	---	0.45	---	01/08/2023	29/08/2022	---	CRETE PLASTICS SA (CR)	15.4	---	15.4	18/01/2024	---	---	---	---	93@15.40	50@15.90	---	---	---	---	---	421,639.68	15.1	16	50203015	
255,494,534	2.71	0.279	0.255	0.11	11/12/2023	30/09/2021	---	PRODEA (CR)	7.35	---	7.35	18/01/2024	---	---	---	---	202@7.10	90@7.65	---	---	---	---	---	1,877,884.82	7	7.95	35102000	
4,181,450	0.500	---	---	---	21/08/2000	05/03/2002	---	FLOUR MILLS SARANTOPOULOS SA	1.06	---	1.06	18/01/2024	---	---	---	---	---	---	---	---	---	---	---	---	4,432.34	1.04	1.06	45102020

Exchange Traded Funds (ETFs)

924,675	---	---	---	---	15/06/2016	---	ALPHA ETF FTSE Athex Large Cap	32.91	-0.36	€ 33.03	18/01/2024	33.165	32.85	33.19	32.91	33	30@32.82	140@35.90	---	---	8,273	41	273,009.57	---	31.58	38	12003
---------	-----	-----	-----	-----	------------	-----	--------------------------------	-------	-------	---------	------------	--------	-------	-------	-------	----	----------	-----------	-----	-----	-------	----	------------	-----	-------	----	-------

Surveillance

89,078,604	0.040	---	---	---	07/07/2010	16/01/2024	5160	FRIGOGLASS SA (CR)	0.268	---	0.067	* 15/01/2024	---	---	---	---	---	---	---	---	---	---	---	---	23,873.07	0.256	0.296	50204000
65,326,268	0.530	---	---	---	04/07/2007	19/07/2006	4750	SATO SA (CR)	0.0295	---	0.0295	18/01/2024	0.0275	0.0275	0.0275	0.0275	0.028	1000@0.028	108@0.029	---	---	14,549	3	400.10	1,927.12	0.027	0.03	40202015
13,191,620	0.620	---	---	---	04/08/2010	09/09/2002	5232	YALCO - CONSTANTINOU (CR)	0.197	---	0.197	18/01/2024	---	---	---	---	---	600@0.199	---	---	---	---	---	---	2,598.75	0.19	0.2	40202010
17,579,754	4.16	---	---	---	18/08/2006	02/08/2010	---	BIOTER SA (CR)	0.202	---	0.202	18/01/2024	---	---	---	---	1500@0.206	700@0.220	---	---	---	---	---	---	3,551.11	0.202	0.222	50101010
54,654,600	0.050	---	---	---	01/07/1998	30/12/2022	5275	VIS SA (CR)	0.246	---	0.246	18/01/2024	---	---	---	---	---	25934@0.262	---	2022	---	---	---	---	13,445.03	0.244	0.262	50203030
51,754,364	0.300	---	---	---	23/12/2003	24/01/2007	5197	SELECTED TEXT. IND. ASSOC (CR)	0.118	---	0.118	18/01/2024	---	---	---	---	4000@0.110	3982@0.118	---	---	---	---	---	---	6,107.01	0.108	0.134	55101020
15,842,391	1.51	---	---	---	15/07/2009	12/05/2000	5141	BITROS HOLDING SA (CR)	0.5	-1.96	€ 0.51	18/01/2024	0.505	0.5	0.505	0.5	0.502	1000@0.480	150@0.505	---	---	5,000	5	2,510.00	7,921.20	0.5	0.52	55102010
24,319,250	0.300	---	---	---	09/07/2002	04/07/2007	5165	PROODEFTIKH SA (CR)	0.37	---	0.37	18/01/2024	0.37	0.37	0.37	0.37	0.37	---	11260@0.370	---	---	4,500	3	1,665.00	8,998.12	0.334	0.4	50101010
28,438,268	0.070	---	---	---	21/08/2006	24/11/1999	5253	SPIROY AGRICULTURE SA (CR)	0.194	---	0.194	18/01/2024	---	---	---	---	3000@0.175	1679@0.204	---	---	---	---	---	---	5,517.02	0.175	0.21	45102010
1,011,000	1.00	---	---	---	01/07/2004	11/12/2012	5193	TRIA ALFA SA (CR)	7.9	---	7.9	18/01/2024	7.35	7.35	7.35	7.35	7.35	81@7.35	100@7.85	60.51	2022	50	2	367.50	7,986.90	7	7.9	55101020

Suspension Status

12,417,000	0.310	---	---	---	27/08/2019	28/08/2017	5233	MLS MULTIMEDIA SA (CR)	0.57	---	0.57	12/05/2020	---	---	---	---	---	---	---	---	---	---	---	---	7,077.69	0.57	0.57	10101015	
6,330,002	0.300	---	---	---	25/06/2002	15/03/2019	5278	VARARESSOS (CR)	0.24	---	0.24	02/05/2023	---	---	---	---	---	---	---	---	---	---	---	---	---	1,519.20	0.24	0.24	55101020
3,961,300	1.28	---	---	---	29/06/2004	03/08/2000	5248	DUROS SA (CR)	0.25	---	0.25	24/04/2023	---	---	---	---	---	---	---	---	---	---	---	---	---	990.33	0.25	0.25	40204020
7,125,216	0.650	---	---	---	01/07/2005	14/12/1999	4955	KRE.KA SA (CR)	0.28	---	0.28	06/04/2023	---	---	---	---	---	---	---	---	---	---	---	---	---	1,995.06	0.28	0.28	45102010
7,734,375	1.00	---	---	---	09/07/2007	07/01/2011	5277	LIVANIS SA (CR)	0.125	---	0.125	28/04/2023	---	---	---	---	---	---	---	---	---	---	---	---	---	966.80	0.125	0.125	40301030

Shares' Notes

Code	Note text
()	- Adjusted dividends.
*	- Last adjusted closing price.
[1]	- Net dividends.
[2]	- The "Date of Last Coupon" for New listings refers to the date company's stocks started to trade in Athex
[3]	- The Company Market Value is referred to the number of outstanding shares
[4]	- Sectors codification can be found in Appendix A
[5]	- The Market Value refers to the total number of shares listed (including their several classes) in the exchange by the company.
[6]	- P/E greater than 100
[7]	- Last view of the Order Book before the end of the trading session
[8]	- All Blocks Methods' Transactions Value are included.
4750	- Transfer to the Under Surveillance Category from 8/4/2011.
4955	- Transfer to the Surveillance Category as from 5/4/2013.
5093	- Transfer to the Surveillance Category as of 8/4/2015.
5141	- Transfer to the Surveillance Category as of 10/05/2017.
5160	- Transfer to the Surveillance Category as of 15/04/2016.
5165	- Transfer to the Surveillance Category as of 15/02/2018.
5193	- Transfer to the Surveillance Category as of 25/10/2018.
5197	- Transfer to the Surveillance Category as of 07/11/2018.
5232	- Transfer to the Under Surveillance Category from 08/04/2011.
5233	- Suspension of trading as of 13/05/2020.
5248	- Transfer to the Surveillance Category as of 06/09/20116.
5253	- Transfer to the Surveillance Category as of 14/5/2021.
5275	- Transfer to the Surveillance Category as of 09/07/2020.
5277	- Suspension of trading as of 02/05/2023.
5278	- Suspension of trading as of 03/05/2023.

Securities Blocks Details

Securities	Block Volume	Price	Block Trade Value	Time of approval	Note
NATIONAL BANK (CR)	75,000	6.97	522,600.00	11:06:04	20
NATIONAL BANK (CR)	217,963	6.95	1,515,714.70	11:27:59	20
JUMBO SA (CR)	10,000	25.84	258,400.00	12:35:50	20
JUMBO SA (CR)	16,417	25.86	424,543.62	12:41:53	20
OTE (CR)	50,000	12.98	649,000.00	12:51:35	20
GEK TERNA (CR)	750,000	13.20	9,900,000.00	13:06:07	20
GEK TERNA (CR)	500,000	13.20	6,600,000.00	13:06:48	20
GEK TERNA (CR)	470,000	13.20	6,204,000.00	13:07:24	20
GEK TERNA (CR)	189,000	13.20	2,494,800.00	13:07:55	20
GEK TERNA (CR)	189,000	13.20	2,494,800.00	13:08:31	20
GEK TERNA (CR)	100,000	13.20	1,320,000.00	13:09:46	20
JUMBO SA (CR)	15,975	25.84	412,794.00	13:09:57	20
GEK TERNA (CR)	1,500,000	13.20	19,800,000.00	13:10:36	20
GEK TERNA (CR)	200,000	13.20	2,640,000.00	13:11:08	20
GEK TERNA (CR)	700,000	13.20	9,240,000.00	13:12:16	20
GEK TERNA (CR)	200,000	13.20	2,640,000.00	13:12:46	20
GEK TERNA (CR)	1,202,000	13.20	15,866,400.00	13:13:28	20
FOURLIS (CR)	31,744	4.00	126,976.00	13:35:51	20
PIRAEUS FINANCIAL HOLD (CR)	75,000	3.36	252,150.00	14:41:04	20
JUMBO SA (CR)	26,700	25.84	689,928.00	16:25:31	20
EUROBANK HOLDINGS (CR)	233,838	1.73	404,539.74	16:44:29	20
PIRAEUS FINANCIAL HOLD (CR)	132,463	3.39	448,519.72	17:01:22	20
ALPHA SERVICES HOLD (CR)	510,607	1.57	802,163.60	17:02:07	20
EUROBANK HOLDINGS (CR)	224,061	1.72	384,712.74	17:03:07	20
NATIONAL BANK (CR)	55,000	6.90	379,500.00	17:12:42	20
NATIONAL BANK (CR)	67,000	6.90	462,300.00	17:18:14	20

Blocks Notes

- 9 - Method 6-1 / Special Fees
- 10 - Method 6-1 / Special Fees, SDS
- 14 - Method 6-3 / Settlement, Incomplete Buy and Sell
- 18 - Method 6-2 / SPOT 1
- 19 - Method 6-2 / SPOT 2
- 20 - Method 6-1 and Method 6-1 Same Day Settlement
- 21 - Other Pre-agreed

Shares Rights Details

Occured date	Exercise from	Exercise until	Trading until	Rights	Price min	Price max	Closing price	Last Bid	Last Ask	Volume	Trades	Transactions Value
--------------	---------------	----------------	---------------	--------	-----------	-----------	---------------	----------	----------	--------	--------	--------------------

No Rights Transactions.

Forced Sales Details

Securities	Category of Security	Transactions Volume	Number of Trades	Transactions Value	Note
No Forced Transactions.					

Forced Sales Notes

- 1 - Compulsory Public Forced Sales
- 2 - Forced Sales of Fixed Registered Shares
- 3 - Forced Sales of Remaining Fractional Shares

Exchange Traded Funds (ETFs) Characteristics

	Transactions Date (T)	Creation / Redemption	Units (T-1)	New Units (T-1)	Redemption Units (T-1)	Units (T) [1]	Fund Assets [2]	Net Unit Price	Dividend per Unit	Dividend Date
ALPHA ETF FTSE Athex Large Cap	19/01/2024	5,000	924,675	---	---	924,675	30,426,740.00	32.9053	0.62	03/07/2023

ETFs Notes

[1] - Units (T) = Units (T-1) + New Units (T-1) - Redemption Units (T-1)

[2] - The Creation / Redemption Units of T-1 are included.

Non Convertible Corporate Bonds - Regulated Market

Num Listed Bonds	Nominal price	Issue price	Today's Rate	Exp. Date	Duration (years)	Note	Coupon		Trading Unit	Corporate Bonds	Accrued Int.	Yield.T.Mat	Price min	Price max	Closing price	Previous closing price/date	Volume	Transactions Value	Last order		ear min	Year max		
							Common	Preferred											Price	Buy / Sell			Date	
100,000	1,000.00	1,000.00	2.70	25/05/2026	5	---	6	---	1	COSTAMARE PARTICIPATIONS PLC (Non Convertible)	4.2750	4.5310	95.3500	95.7000	95.3583	95.4490	18/01/2024	524,000	502,667.10	95.3000	B	19/01/2024	94.2000	97.0000
320,000	1,000.00	1,000.00	3.40	21/07/2027	7	---	7	---	1	LAMDA DEVELOPMENT S.A. (Non Convertible)	---	4.4080	94.9800	95.3000	95.2712	95.0000	18/01/2024	43,000	40,970.66	95.0000	B	19/01/2024	93.6000	95.8999
200,000	1,000.00	1,000.00	2.10	27/10/2027	7	---	7	---	1	O.P.A.P. S.A. (Non Convertible)	5.1333	3.7850	93.5000	94.4000	93.5000	94.0000	18/01/2024	28,000	26,442.73	93.0684	B	19/01/2024	91.0849	94.5034
200,000	1,000.00	1,000.00	1.90	23/03/2028	7	---	6	---	1	MOTOR OIL CORINTH REFINERIES SA (Non Convertible)	6.3333	3.8740	92.0000	92.1000	92.0500	92.0000	18/01/2024	3,000	2,780.00	91.8000	B	19/01/2024	91.2000	92.4499
100,000	1,000.00	1,000.00	2.95	11/02/2027	5	---	4	---	1	SAFE BULKERS PARTICIPATIONS PLC (Non Convertible)	13.5208	4.5410	94.7500	95.6000	94.9500	95.3900	18/01/2024	4,000	3,858.58	94.0000	B	19/01/2024	93.0000	95.8000
230,000	1,000.00	1,000.00	4.70	12/07/2029	7	---	4	---	1	LAMDA DEVELOPMENT S.A. (Non convertible)	1.4361	4.4750	99.4000	99.7500	99.5556	99.3130	18/01/2024	49,000	48,897.35	99.5000	B	19/01/2024	99.0000	101.2000
100,000	1,000.00	1,000.00	4.40	26/07/2029	7	---	3	---	1	CPLP SHIPPING HOLDINGS PLC (Non Convertible)	22.1222	4.6240	96.0401	97.6399	97.6399	96.7310	18/01/2024	3,000	2,973.17	96.7000	B	19/01/2024	96.0401	99.8300
200,000	1,000.00	1,000.00	3.60	12/03/2026	7	---	10	---	1	AEGEAN AIRLINES S.A. (Non Convertible)	13.3000	3.6630	98.3000	98.6000	98.5652	98.2220	18/01/2024	607,000	606,364.10	98.3000	B	19/01/2024	96.7110	99.3000
500,000	1,000.00	1,000.00	2.75	03/07/2027	7	---	8	---	1	GEK TERNA S.A. (Non Convertible)	1.5278	4.5510	93.0000	93.2000	93.2000	93.0320	18/01/2024	37,000	34,520.53	92.9000	B	19/01/2024	91.6000	93.7000
100,000	1,000.00	1,000.00	5.50	15/12/2028	5	---	1	---	1	IDEAL HOLDINGS S.A. (Non Convertible)	5.9583	4.9050	102.0000	102.5000	102.2750	101.4080	18/01/2024	16,000	16,459.33	101.9000	B	19/01/2024	100.0000	102.9900
175,000	1,000.00	1,000.00	3.40	26/07/2024	5	---	9	---	1	ATTICA HOLDINGS S.A. (Non Convertible)	17.0944	4.7710	98.8000	99.0000	98.9197	98.8170	18/01/2024	147,000	147,924.88	98.5000	B	19/01/2024	98.6100	99.3200
300,000	1,000.00	1,000.00	2.30	20/07/2028	7	---	5	---	1	PRODEA REIC S.A.(Non Convertible)	---	4.6480	90.1200	90.4000	90.1350	90.3500	18/01/2024	53,000	47,834.29	90.1200	B	19/01/2024	87.3500	92.3500
150,000	1,000.00	1,000.00	2.65	22/10/2026	5	---	5	---	1	CPLP SHIPPING HOLDINGS PLC (Non Convertible)	6.7722	4.7980	93.9000	94.0000	93.9900	93.9000	18/01/2024	10,000	9,466.72	94.0000	B	19/01/2024	93.5000	95.0000
250,000	1,000.00	1,000.00	2.45	16/11/2028	7	---	5	---	1	ELVALHALCOR S.A. (Non Convertible)	4.6278	4.7080	88.4206	90.9999	90.0000	91.0000	18/01/2024	128,000	115,541.32	90.0000	B	19/01/2024	88.4206	93.3000
120,000	1,000.00	1,000.00	2.65	06/12/2028	7	---	5	---	1	NOVAL PROPERTY REIC (Non Convertible)	3.5333	4.5250	90.6000	91.5000	91.3714	92.0000	18/01/2024	21,000	19,262.20	90.5001	B	19/01/2024	88.5000	93.1999
300,000	1,000.00	1,000.00	2.30	14/12/2028	7	---	5	---	1	GEK TERNA S.A. (Non Convertible)	2.5556	4.9110	88.6000	88.7000	88.6000	88.5000	18/01/2024	65,000	57,769.01	88.6000	B	19/01/2024	85.0000	89.9890
100,000	1,000.00	1,000.00	2.80	25/01/2027	5	---	4	---	1	PREMIA S.A. (Non Convertible)	14.1556	5.0430	---	---	---	93.3000	18/01/2024	---	---	93.1000	B	19/01/2024	90.9974	94.9989
500,000	1,000.00	1,000.00	4.00	10/07/2030	7	---	2	---	1	MYTILINEOS S.A. (Non Convertible)	1.4444	3.9350	99.3000	100.0000	99.9000	99.7410	18/01/2024	321,000	320,954.78	99.8800	B	19/01/2024	98.7000	100.6000

Corporate Bonds Notes

Transactions Volume = (Pieces) * (Nominal Price). Transactions Value = (Pieces) * (Nominal Price) * (price %) + (Accrued interest).

The price of a Bond is stated as a percentage (%) of Bond's Nominal Price.

Nominal Price in Euros (€), except if it is noted differently.

Non Convertible Corporate Bonds - Regulated Market

Num Listed Bonds	Nominal price	Issue price	Today's Rate	Exp. Date	Duration (years)	Note	Coupon		Trading Unit	Corporate Bonds	Accrued Int.	Yield.T.Mat	Price min	Price max	Closing price	Previous closing price/date	Volume	Transactions Value	Last order			ear min	Year max	
							Common	Preffered											Price	Buy / Sell	Date			
120,000	1,000.00	1,000.00	3.95	04/04/2025	7	---	12	---	1	GEK TERNA S.A. (Non Convertible)	12.1792	3.9000	---	---	---	99.0000	18/01/2024	---	---	98.9000	B	19/01/2024	98.7110	99.7800
150,000	1,000.00	1,000.00	2.60	22/10/2026	7	---	9	---	1	TERNA ENERGY FINANCE S.A. (Non Convertible)	6.6444	4.5110	94.0000	94.0000	94.0000	94.0000	18/01/2024	41,000	38,812.42	94.0000	B	19/01/2024	92.5000	95.3990

Corporate Bonds Notes

Transactions Volume = (Pieces) * (Nominal Price). Transactions Value = (Pieces) * (Nominal Price) * (price %) + (Accrued interest).

The price of a Bond is stated as a percentage (%) of Bond's Nominal Price.

Nominal Price in Euros (€), except if it is noted differently.

Government Bonds

Number Listed Bonds	Nominal price	Today's Rate	Accrued Interest Calc	Exp. Date [1]	Duration (years)	Note	Coupons Date	Curr. coupon value	Trading Unit	Government Bonds	Price min	Price max	Closing price	Previous closing price/date	Volume	Transactions Value	Price	Last order Buy / Sell	Date
4,500,000	1,000.00	1.88	Actual/Actual	04/02/2035	15	---	04/02	1.88	1	GGB-FXD-040235-15Y-1.875-1.000	---	---	---	---	---	---	---	---	---
1,805,793	1,000.00	3.45	Actual/Actual	02/04/2024	5	---	02/04	3.45	1	GGB-FXD-020424-05Y-3.450-1.000	---	---	---	---	---	---	---	---	---
6,000,000	1,000.00	0.75	Actual/Actual	18/06/2031	10	---	18/06	0.75	1	GGB-FXD-180631-10Y-0.750-1.000	---	---	---	---	---	---	---	---	---
2,900,000	1,000.00	3.88	Actual/Actual	15/06/2028	5	---	15/06	3.88	1	GGB-FXD-150628-05Y-3.875-1.000	---	---	---	---	---	---	---	---	---
5,962,747,327	1.00	3.75	Actual/Actual	30/01/2028	10	---	/02 - 01/02 - 31/	3.75	1	GGB-FXD-300128-10Y-3.750-1.000	---	---	---	85.4610 13/07/2018	---	---	1.0000	B	28/11/2018
7,067,309,386	1.00	3.90	Actual/Actual	30/01/2033	15	---	/02 - 01/02 - 31/	3.90	1	GGB-FXD-300133-15Y-3.900-1.000	---	---	---	78.6730 13/07/2018	---	---	1.0000	B	28/11/2018
5,622,848,349	1.00	4.00	Actual/Actual	30/01/2037	19	---	/02 - 01/02 - 31/	4.00	1	GGB-FXD-300137-19Y-4.000-1.000	---	---	---	77.0370 13/07/2018	---	---	1.0000	B	28/11/2018
5,476,770,669	1.00	4.20	Actual/Actual	30/01/2042	24	---	/02 - 01/02 - 31/	4.20	1	GGB-FXD-300142-24Y-4.200-1.000	---	---	---	77.7640 13/07/2018	---	---	1.0000	B	28/11/2018
48,794,718	1.00	4.30	Actual/Actual	24/02/2024	12	---	24/02	4.30	1	GGB-FXD-240224-12Y-2.000-1.000	---	---	---	10.0000 22/06/2015	---	---	---	---	---
40,248,141	1.00	4.30	Actual/Actual	24/02/2025	13	---	24/02	4.30	1	GGB-FXD-240225-13Y-2.000-1.000	---	---	---	10.0000 22/06/2015	---	---	---	---	---
59,586,043	1.00	4.30	Actual/Actual	24/02/2026	14	---	24/02	4.30	1	GGB-FXD-240226-14Y-2.000-1.000	---	---	---	10.0000 22/06/2015	---	---	---	---	---
41,118,344	1.00	4.30	Actual/Actual	24/02/2027	15	---	24/02	4.30	1	GGB-FXD-240227-15Y-2.000-1.000	---	---	---	10.0000 22/06/2015	---	---	---	---	---
45,137,734	1.00	4.30	Actual/Actual	24/02/2028	16	---	24/02	4.30	1	GGB-FXD-240228-16Y-2.000-1.000	---	---	---	10.0000 22/06/2015	---	---	---	---	---
61,768,888	1.00	4.30	Actual/Actual	24/02/2029	17	---	24/02	4.30	1	GGB-FXD-240229-17Y-2.000-1.000	---	---	---	10.0000 22/06/2015	---	---	---	---	---
54,567,744	1.00	4.30	Actual/Actual	24/02/2030	18	---	24/02	4.30	1	GGB-FXD-240230-18Y-2.000-1.000	---	---	---	10.0000 22/06/2015	---	---	---	---	---
37,541,515	1.00	4.30	Actual/Actual	24/02/2031	19	---	24/02	4.30	1	GGB-FXD-240231-19Y-2.000-1.000	---	---	---	10.0000 22/06/2015	---	---	---	---	---
37,558,317	1.00	4.30	Actual/Actual	24/02/2032	20	---	24/02	4.30	1	GGB-FXD-240232-20Y-2.000-1.000	---	---	---	10.0000 22/06/2015	---	---	---	---	---
37,473,732	1.00	4.30	Actual/Actual	24/02/2033	21	---	24/02	4.30	1	GGB-FXD-240233-21Y-2.000-1.000	---	---	---	10.0000 22/06/2015	---	---	---	---	---
33,888,293	1.00	4.30	Actual/Actual	24/02/2034	22	---	24/02	4.30	1	GGB-FXD-240234-22Y-2.000-1.000	---	---	---	10.0000 22/06/2015	---	---	---	---	---
35,177,800	1.00	4.30	Actual/Actual	24/02/2035	23	---	24/02	4.30	1	GGB-FXD-240235-23Y-2.000-1.000	---	---	---	10.0000 22/06/2015	---	---	---	---	---
35,547,268	1.00	4.30	Actual/Actual	24/02/2036	24	---	24/02	4.30	1	GGB-FXD-240236-24Y-2.000-1.000	---	---	---	10.0000 22/06/2015	---	---	---	---	---
40,246,306	1.00	4.30	Actual/Actual	24/02/2037	25	---	24/02	4.30	1	GGB-FXD-240237-25Y-2.000-1.000	---	---	---	10.0000 22/06/2015	---	---	---	---	---
37,643,952	1.00	4.30	Actual/Actual	24/02/2038	26	---	24/02	4.30	1	GGB-FXD-240238-26Y-2.000-1.000	---	---	---	10.0000 22/06/2015	---	---	---	---	---
36,977,100	1.00	4.30	Actual/Actual	24/02/2039	27	---	24/02	4.30	1	GGB-FXD-240239-27Y-2.000-1.000	---	---	---	10.0000 22/06/2015	---	---	---	---	---
41,615,000	1.00	4.30	Actual/Actual	24/02/2040	28	---	24/02	4.30	1	GGB-FXD-240240-28Y-2.000-1.000	---	---	---	10.0000 22/06/2015	---	---	---	---	---
42,227,208	1.00	4.30	Actual/Actual	24/02/2041	29	---	24/02	4.30	1	GGB-FXD-240241-29Y-2.000-1.000	---	---	---	10.0000 22/06/2015	---	---	---	---	---
68,288,487	1.00	4.30	Actual/Actual	24/02/2042	30	---	24/02	4.30	1	GGB-FXD-240242-30Y-2.000-1.000	---	---	---	10.0000 22/06/2015	---	---	---	---	---
4,000,000	1,000.00	3.88	Actual/Actual	12/03/2029	10	---	12/03	3.88	1	GGB-FXD-120329-10Y-3.875-1.000	---	---	---	---	---	---	100.0000	B	15/10/2019
4,500,000	1,000.00	0.00	Actual/Actual	12/02/2026	5	---	12/02	0.00	1	GGB-FXD-120226-05Y-0.000-1.000	---	---	---	---	---	---	---	---	---
2,209,163	1,000.00	3.38	Actual/Actual	15/02/2025	7	---	15/02	3.38	1	GGB-FXD-150225-07Y-3.375-1.000	---	---	---	---	---	---	---	---	---
964,000	1,000.00	3.25	Actual/Actual	20/03/2025	6	---	20/03	3.25	1	GGB-FXD-200325-06Y-3.250-1.000	---	---	---	---	---	---	---	---	---
2,100,000	1,000.00	3.55	Actual/Actual	20/03/2026	7	---	20/03	3.55	1	GGB-FXD-200326-07Y-3.550-1.000	---	---	---	---	---	---	---	---	---
5,500,000	1,000.00	1.50	Actual/Actual	18/06/2030	10	---	18/06	1.50	1	GGB-FXD-180630-10Y-1.500-1.000	---	---	---	---	---	---	---	---	---
3,500,000	1,000.00	4.38	Actual/Actual	18/07/2038	15	---	18/07	4.38	1	GGB-FXD-180738-15Y-4.375-1.000	---	---	---	---	---	---	---	---	---

Government Bonds Notes

Transactions Volume = (Pieces) * (Nominal Price). Transactions Value = (Pieces) * (Nominal Price) * (price %) + (Accrued interest).

The Value of current coupon for the issues with NV 0.01 euro refers to NV 100 euros

FLR: Floating Interest Rate.

[1] - The Expiration Date of the interest bearing period and the Date for coupon payment.

Government Bonds

Number Listed Bonds	Nominal price	Today's Rate	Accrued Interest Calc	Exp. Date [1]	Duration (years)	Note	Coupons Date	Curr. coupon value	Trading Unit	Government Bonds	Price min	Price max	Closing price	Previous closing price/date	Volume	Transactions Value	Price	Last order Buy / Sell	Date
40,000	1,000.00	4.67	FLR	Actual/360	18/09/2024	1	---	18/09 - 19/03	---	1	GGB-FLT-180924-01Y-4.670-1.000	---	---	---	---	---	---	---	---
5,364,250	1,000.00	3.25		Actual/Actual	20/03/2050	30	---	20/03	3.25	1	GGB-FXD-200350-30Y-3.250-1.000	---	---	---	---	---	---	---	---
3,924,361	1,000.00	2.00		Actual/Actual	22/04/2027	7	---	22/04	2.00	1	GGB-FXD-220427-07Y-2.000-1.000	---	---	---	---	---	99.9000	B	22/04/2020
2,500,000	1,000.00	1.88		Actual/Actual	23/07/2026	7	---	23/07	1.88	1	GGB-FXD-230726-07Y-1.875-1.000	---	---	---	---	---	---	---	---
4,700,000	1,000.00	4.25		Actual/Actual	15/06/2033	10	---	15/06	4.25	1	GGB-FXD-150633-10Y-4.250-1.000	---	---	---	---	---	---	---	---
3,500,000	1,000.00	1.88		Actual/Actual	24/01/2052	30	---	24/01	1.88	1	GGB-FXD-240152-30Y-1.875-1.000	---	---	---	---	---	---	---	---
3,700,000	1,000.00	1.75		Actual/Actual	18/06/2032	10	---	18/06	1.75	1	GGB-FXD-180632-10Y-1.750-1.000	---	---	---	---	---	---	---	---
2,200,000	1,000.00	1.13	FLR	Actual/360	15/12/2027	5	---	- 15/12 - 15/03 -	---	1	GGB-FLT-151227-05Y-1.130-1.000	---	---	---	---	---	102.1600	B	30/12/2022

Government Bonds Notes

Transactions Volume = (Pieces) * (Nominal Price). Transactions Value = (Pieces) * (Nominal Price) * (price %) + (Accrued interest).

The Value of current coupon for the issues with NV 0.01 euro refers to NV 100 euros

FLR: Floating Interest Rate.

[1] - The Expiration Date of the interest bearing period and the Date for coupon payment.

Treasury Bills & Zero Coupon Government Bonds

Issue Date	13-Week Maturity									26-Week Maturity									52-Week Maturity								
	Exp. Date	Initial Rate	Num Listed Bonds	Nominal price	Issue price	Last Trade Price	Last Trade Date	Volume Traded	Note	Exp. Date	Initial Rate	Num Listed Bonds	Nominal price	Issue price	Last Trade Price	Last Trade Date	Volume Traded	Note	Exp. Date	Initial Rate	Num Listed Bonds	Nominal price	Issue price	Last Trade Price	Last Trade Date	Volume Traded	Note
10/03/2023	---	---	---	---	---	---	---	---	---	---	---	---	---	---	---	---	---	---	08/03/2024	3.75	1,000,000	1,000.00	963.46	---	---	---	---
09/06/2023	---	---	---	---	---	---	---	---	---	---	---	---	---	---	---	---	---	---	07/06/2024	3.84	1,600,000	1,000.00	962.60	---	---	---	---
08/09/2023	---	---	---	---	---	---	---	---	---	---	---	---	---	---	---	---	---	---	06/09/2024	3.81	812,500	1,000.00	962.90	---	---	---	---
08/12/2023	---	---	---	---	---	---	---	---	---	---	---	---	---	---	---	---	---	---	06/12/2024	3.70	600,000	1,000.00	963.90	---	---	---	---

Bonds in Circulation	Currency / Min nominal traded Value	Coupons Payment Date	Current Coupon Value	Note	Coupon	Trading Unit	Issue Date	Duration (years)	Today's Interest	A.I.C in days	Bonds	Last price of previous days		Last Outcry in Cash (euro)			Trades in Pieces	Life min	Life Max
												Price	Buy / Sell	Date	Price	Buy / Sell			
Corporate Bonds in Foreign Currency and Euro																			
103,746	GBP / 10	01/12	0.25	---	65	1	01/12/1930	98	2.5	360	National Mortgage Bank	2.27	05/02/1996	2.27	S	05/02/1996	---	2.27	2.27
0	GBP / 10	01/12	0.25	---	67	1	01/12/1928	100	2.5	360	National Mortgage Bank	---	---	---	---	---	---	---	---

Government Bonds Notes

A.I.C: Accrued Interest Calculation base.

FLR: Floating Interest Rate.

The minimum tradeable Nominal Value for all Demeterialised Government Titles is 100 Euros.

(μτφρ-0)

Athex & ATHEXClear Members List

Member Name	Stock Market			Derivatives Market		ATHEXClear Member				
	Address	Phone	Fax	Market Member	Remote Member	Market Maker	Proprietary	Market Maker	General Clearing	Direct Clearing
A. SARRIS SECURITIES S.A.				a						
6, ΔΡΑΓΑΤΣΑΝΙΟΥ 6 ΑΘΗΝΑ	2103367700									
AEONIC SECURITIES C.I.F. P.L.C.				a						
, ΛΑΪΟΥ 6, ΓΡ. 301B, ANNA COURT	35725337600									
ALPHA BANK S.A.									a	
, ΣΤΑΔΙΟΥ 40 ΑΘΗΝΑ	2103260000									
ALPHA FINANCE INVESTMENT SERVICES SINGLE MEMBER SA				a		a	a	a		a
5, ΠΑΝΕΠΙΣΤΗΜΙΟΥ 45 ΑΘΗΝΑ	2103677400									
ARGUS STOCKBROKERS LTD				a	a		a			
25, 25 ΛΕΩΦΟΡΟΣ ΔΗΜΟΣΘΕΝΗ ΣΕΒΕΡΗ	0035722717000									
ATLANTIC SECURITIES LTD				a	a					
37, ΠΡΟΔΡΟΜΟΥ 37	0035722445400									
AXON SECURITIES S.A.				a			a			
48, ΣΤΑΔΙΟΥ 48 ΑΘΗΝΑ	2103363800									
BETA SECURITIES S.A.				a		a	a			a
29, Λ. ΑΛΕΞΑΝΔΡΑΣ 29 ΑΘΗΝΑ	2106478930									
BNP PARIBAS S.A.									a	
, ΛΑΜΨΑΚΟΥ 2 ΑΘΗΝΑ	2107468525									
BOFA SECURITIES EUROPE SA				a	a					
, 112 AVENUE KL'BER 75116	+33 153655555									
CAPITAL SECURITIES S.A.				a			a			
58, ΜΗΤΡΟΠΟΛΕΩΣ 58 ΑΘΗΝΑ	2103369700									
CITIGROUP GLOBAL MARKETS EUROPE AG				a	a					
16, REUTERWEG 16	+49 691366-0									
CITIGROUP GLOBAL MARKETS LIMITED				a						
1, 33 CANADA SQUARE -CANARY WHARF	+44 02079864000									
CREDIT SUISSE BANK (EUROPE), S.A.				a	a					
, CALLE AYALA 42, 3A PLANTA-B MADRID	+34917916000									
CREDIT SUISSE SECURITIES (EUROPE) LIMITED				a						
1, ONE CABOT SQUARE LONDON	+44 2078888888									
CYCLOS SECURITIES S.A.				a			a			
39, ΧΑΡΙΛΑΟΥ ΤΡΙΚΟΥΠΗ 6-8-10 ΑΘΗΝΑ	2103364300									
DEUTSCHE BANK S.A.					a					
1, GREAT WINCHESTER STREET LONDON	+44 20 754 54209	00441133361437								
EUROBANK EQUITIES INVESTMENT FIRM SINGLE MEMBER SA				a		a	a	a		a
, ΦΙΛΕΛΛΗΝΩΝ 10 & ΞΕΝΟΦΩΝΤΟΣ 13 ΑΘΗΝΑ	2103720425									
EUROBANK S.A.									a	
, ΟΘΩΝΟΣ 8 ΑΘΗΝΑ	2144043907									
EUROCORP INVESTMENT SERVICES S.A.				a			a			a
14, ΠΛ.ΦΙΛΙΚΗΣ ΕΤΑΙΡΕΙΑΣ 14 ΑΘΗΝΑ	2107263600									
EUOTRUST INVESTMENT FIRM SA				a						
113, ΣΕΒΑΣΤΟΥΠΟΛΕΩΣ 113 ΑΘΗΝΑ	2103363100									
EUROXX SECURITIES S.A.				a		a	a	a		a
7, ΠΑΛΕΟΛΟΓΟΥ CHALANDRI	+30 2106879400	210-6879401								
7, ΠΑΛΑΙΟΛΟΓΟΥ CHALANDRI	(210)-6879400	(210)-6879401								
FREEDOM FINANCE EUROPE LTD				a	a					
, ΧΡΙΣΤΑΚΗ ΚΡΑΝΟΥ 20	035725257786									
G. A. PERVANAS SECURITIES- INVESTMENT SERVICES S.A.				a						
7-9, ΣΟΦΟΚΛΕΟΥΣ 7-9 ΑΘΗΝΑ	2103727200									
GLOBAL CAPITAL SECURITIES & FINANCIAL SERVICES LTD				a	a					
50, ΛΑΡΧΙΕΠΙΣΚΟΠΟΥ ΜΑΚΑΡΙΟΥ Γ50	0035722710710									
GREENPOST TRADING EUROPE LTD				a	a	a				
, ΚΙΜΩΝΟΣ 3, ACROPOLIS MANSIONS, 2ND FLOOR, FLAT/OFFICE 202	035722521389									
HELLENIC AMERICAN SECURITIES S.A.				a		a	a			a
27, ΑΝΔΡΕΑ ΠΑΠΑΝΔΡΕΟΥ 27 MAROUSI	2103311100									
HELLENIC BANK (INVESTMENTS) LTD					a					
, ΑΥΞ.ΚΥΡΙΑΚΟΥ MATSI 31 - PO BOX 24747 NICOSIA	+357 22500100	357 22500110								
HSBC CONTINENTAL EUROPE									a	
109-111, Λ.ΜΕΣΟΓΕΙΩΝ 109-111	2106960000									
INDEX SECURITIES S.A.				a						
6, ΔΡΑΓΑΤΣΑΝΙΟΥ 6 ΑΘΗΝΑ	2103213920									
J. CHR. MAVRIKIS SECURITIES S.A.				a						
5, ΣΟΦΟΚΛΕΟΥΣ 5 ΑΘΗΝΑ	2103216730									

Athex & ATHEXClear Members List

Member Name				Stock Market			Derivatives Market		ATHEXClear Member	
	Address	Phone	Fax	Market Member	Remote Member	Market Maker	Proprietary	Market Maker	General Clearing	Direct Clearing
KAPPA SECURITIES S.A.				a			a			
15, ΒΑΛΑΩΡΙΤΟΥ 15 ΑΘΗΝΑ	2103678600									
KARAMANOF SECURITIES & INVESTMENT SERVICES S.A.				a						
2, ΠΛ.ΑΓ.ΘΕΟΔΩΡΩΝ 2 ΑΘΗΝΑ	2103212947									
LAIKI FINANCIAL SERVICES LTD					a					
26, AVE. VYRONOS NICOSIA	357 22367367	357 22718567								
LEON DEPOLAS SECURITIES S.A.				a		a	a			
1, ΧΡΗΣΤΟΥ ΛΑΔΑ 1 ΑΘΗΝΑ	2103213276 -28									
MEGA EQUITY SECURITIES & FINANCIAL SERVICES PUBLIC LTD				a	a		a			
42-44, ΛΕΩΦ.ΓΡΙΒΑ ΔΙΓΕΝΗ 42-44	0035722711711									
MERIT SECURITIES S.A				a		a	a			a
5, ΣΟΦΟΚΛΕΟΥΣ 5 ΑΘΗΝΑ	2103671880									
MERRILL LYNCH INTERNATIONAL				a						
2, 2 KING EDWARD STREET LONDON	+44 20276281000									
N. CHRYSOCHOIDIS SECURITIES S.A.				a			a			a
7-9, ΣΟΦΟΚΛΕΟΥΣ 7-9 ΑΘΗΝΑ	2103213913									
NATIONAL BANK OF GREECE S.A.				a		a	a		a	
86, ΑΙΟΛΟΥ ΣΤΡ. ΑΘΗΝΑ	(210)-3341000	(210)-3228187								
68, ΑΚΑΔΙΜΙΑΣ ΣΤΡ. ΑΘΗΝΑ	(210)-3328817	(210)-3328678								
NATIONAL SECURITIES SINGLE MEMBER SA				a		a	a	a		
66, ΛΕΩΦΟΡΟΣ ΑΘΗΝΩΝ 128-132 & ΙΦΙΓΕΝΙΑΣ ΑΘΗΝΑ	2103328784									
NUNTIUS BROKERAGE AND INVESTMENT SERVICES S.A				a						
6, ΔΡΑΓΑΤΣΑΝΙΟΥ 6 ΑΘΗΝΑ	2103350599									
ONE PLUS CAPITAL LIMITED				a	a					
, 75 PRODROMOU AVENUE NICOSIA 1307	35722873760									
OPTIMA BANK S.A.				a		a	a	a	a	
, ΑΙΓΙΑΛΕΙΑΣ 32 & ΠΑΡΑΔΕΙΣΟΥ ΜΑΡΟΥΣΙ	210 8173000									
PANCRETA BANK S.A									a	
, ΙΚΑΡΟΥ 5	2810338746									
PANTELAKIS SECURITIES S.A.				a		a	a	a		
57, ΕΘΝΙΚΗΣ ΑΝΤΙΣΤΑΣΕΩΣ 57, ΚΤΙΠΙΟ Β CHALANDRI	2106965000									
PIRAEUS BANK S.A.				a			a		a	
, ΑΜΕΡΙΚΗΣ 4 ΑΘΗΝΑ	2103335000									
PIRAEUS SECURITIES S. A.				a		a	a	a		a
10, ΣΤΑΔΙΟΥ 10 ΑΘΗΝΑ	2103354100									
PROCHOICE SECURITIES LTD				a	a					
57, ΛΕΩΦ.ΣΠΥΡΟΥ ΚΥΠΡΙΑΝΟΥ 57, ΑΚΙΝΗΤΑ Φ	035724661192									
SHARELINK SECURITIES & FINANCIAL SERVICES LTD				a			a			
6, HOUSE-ΘΕΟΤΟΚΗ 6 ΜΕΓΑΡΟ ΕΛΜΗΝΑ	+357 22554200									
SOCIETE GENERALE S.A.				a	a		a			
, 17 COURS VALMY, CEDEX	+157290504									
SOLIDUS SECURITIES S.A				a			a			a
64, ΛΟΥΙΖΗΣ ΠΙΑΝΚΟΥΡ 64 ΑΘΗΝΑ	2106900600									
ST. EM. LAVRENTAKIS SECURITIES S.A.				a			a			
7-9, ΣΟΦΟΚΛΕΟΥΣ 7-9 ΑΘΗΝΑ	2103213336									
THE CYPRUS INVESTMENT & SECURITIES CORPORATION LTD				a	a					
154, 1 AG. PROKOPIΟΥ & POSIDONOS 1ST FLOOR	0035722121700									
UBS EUROPE SE				a	a					
, OPERNTURM, BOCKENHEIMER LANDSTRASSE 2-4	496921790									
UBS LIMITED					a					
1, FINSBURY AVENUE LONDON	+44 2075687135									

List of Stocks under Market Making operations

Securities	Market Maker	Start Market Making	Stock Category	Suspension Status
MLS MULTIMEDIA SA (CR)	PIRAEUS SECURITIES S. A.	01/08/2019		
ALPHA ETF FTSE Athex Large Cap	ALPHA FINANCE INVESTMENT SERVICES SINGLE MEMBER SA NATIONAL SECURITIES SINGLE MEMBER SA	02/01/1900 02/01/1900	Exchange Traded Funds (ETFs)	
ADMIE (IPTO) HOLDING S.A. (CR)	EUROBANK EQUITIES INVESTMENT FIRM SINGLE MEMBER SA HELLENIC AMERICAN SECURITIES S.A. PIRAEUS SECURITIES S. A.	24/05/2021 09/03/2020 29/06/2017	Main Market	
AEGEAN AIRLINES (CR)	EUROBANK EQUITIES INVESTMENT FIRM SINGLE MEMBER SA	22/09/2020	Main Market	
ALPHA SERVICES HOLD (CR)	ALPHA FINANCE INVESTMENT SERVICES SINGLE MEMBER SA EUROBANK EQUITIES INVESTMENT FIRM SINGLE MEMBER SA GREENPOST TRADING EUROPE LTD HELLENIC AMERICAN SECURITIES S.A. LEON DEPOLAS SECURITIES S.A. MERIT SECURITIES S.A. NATIONAL SECURITIES SINGLE MEMBER SA PIRAEUS SECURITIES S. A.	29/02/2016 22/10/2006 12/06/2023 25/07/2014 04/01/2016 03/09/2012 02/01/1900 28/05/2009	Main Market	
ALPHA TRUST HOLDINGS (CR)	EUROBANK EQUITIES INVESTMENT FIRM SINGLE MEMBER SA LEON DEPOLAS SECURITIES S.A.	06/02/2023 04/01/2021	Main Market	
ALUMIL (CR)	PIRAEUS SECURITIES S. A.	31/07/2023	Main Market	
ANDROMEDA SA (CR)	BETA SECURITIES S.A. OPTIMA BANK S.A.	15/02/2021 03/04/2023	Main Market	
ATTICA BANK S.A. (CR)	EUROXX SECURITIES S.A.	22/01/2016	Main Market	
AUSTRIACARD (CB)	BETA SECURITIES S.A. EUROBANK EQUITIES INVESTMENT FIRM SINGLE MEMBER SA	23/03/2023 15/05/2023	Main Market	
AUTOHELLAS SA (CR)	ALPHA FINANCE INVESTMENT SERVICES SINGLE MEMBER SA EUROXX SECURITIES S.A.	01/07/2019 02/07/2018	Main Market	
AVAX S.A. (CR)	EUROBANK EQUITIES INVESTMENT FIRM SINGLE MEMBER SA OPTIMA BANK S.A. PIRAEUS SECURITIES S. A.	14/12/2015 04/09/2023 01/02/2021	Main Market	
AVE (CR)	EUROXX SECURITIES S.A.	05/06/2020	Main Market	
BRIQ PROPERTIES (CR)	EUROBANK EQUITIES INVESTMENT FIRM SINGLE MEMBER SA LEON DEPOLAS SECURITIES S.A.	09/09/2019 22/02/2021	Main Market	
CC HBC AG (CR)	BETA SECURITIES S.A. NATIONAL SECURITIES SINGLE MEMBER SA PIRAEUS SECURITIES S. A.	08/03/2021 02/01/1900 04/05/2015	Main Market	
CENERGY HOLDINGS (CB)	ALPHA FINANCE INVESTMENT SERVICES SINGLE MEMBER SA EUROBANK EQUITIES INVESTMENT FIRM SINGLE MEMBER SA OPTIMA BANK S.A. PANTELAKIS SECURITIES S.A.	02/01/2016 02/01/2016 14/03/2022 27/12/2022	Main Market	
CNL CAPITAL (CR)	MERIT SECURITIES S.A.	01/10/2018	Main Market	
DIMAND (CR)	ALPHA FINANCE INVESTMENT SERVICES SINGLE MEMBER SA EUROBANK EQUITIES INVESTMENT FIRM SINGLE MEMBER SA PANTELAKIS SECURITIES S.A.	08/08/2022 08/08/2022 15/05/2023	Main Market	
EKTER SA (CR)	BETA SECURITIES S.A. EUROBANK EQUITIES INVESTMENT FIRM SINGLE MEMBER SA LEON DEPOLAS SECURITIES S.A.	26/09/2022 16/10/2017 21/05/2018	Main Market	
ELASTRON (CR)	LEON DEPOLAS SECURITIES S.A.	20/02/2017	Main Market	

List of Stocks under Market Making operations

Securities	Stock Category
Market Maker	Start Market Making
ELLAKTOR (CR)	Main Market
ALPHA FINANCE INVESTMENT SERVICES SINGLE MEMBER SA	18/03/2019
EUROBANK EQUITIES INVESTMENT FIRM SINGLE MEMBER SA	01/06/2012
EUROXX SECURITIES S.A.	24/09/2018
NATIONAL SECURITIES SINGLE MEMBER SA	02/01/1900
PIRAEUS SECURITIES S. A.	22/10/2018
ELTON SA (CR)	Main Market
OPTIMA BANK S.A.	30/01/2023
ELVALHALCOR (CR)	Main Market
ALPHA FINANCE INVESTMENT SERVICES SINGLE MEMBER SA	07/05/2018
BETA SECURITIES S.A.	09/01/2023
EUROBANK EQUITIES INVESTMENT FIRM SINGLE MEMBER SA	07/05/2018
ENTERSOFT (CR)	Main Market
ALPHA FINANCE INVESTMENT SERVICES SINGLE MEMBER SA	23/03/2023
EUROBANK EQUITIES INVESTMENT FIRM SINGLE MEMBER SA	22/06/2020
EUROBANK HOLDINGS (CR)	Main Market
ALPHA FINANCE INVESTMENT SERVICES SINGLE MEMBER SA	09/01/2006
EUROBANK EQUITIES INVESTMENT FIRM SINGLE MEMBER SA	01/06/2012
GREENPOST TRADING EUROPE LTD	12/06/2023
HELLENIC AMERICAN SECURITIES S.A.	25/07/2014
LEON DEPOLAS SECURITIES S.A.	30/11/2018
MERIT SECURITIES S.A	06/11/2017
NATIONAL SECURITIES SINGLE MEMBER SA	02/01/1900
PIRAEUS SECURITIES S. A.	28/09/2009
EUROCONSULTANTS S.A. (CR)	Main Market
OPTIMA BANK S.A.	01/02/2023
EYDAP S.A. (CR)	Main Market
ALPHA FINANCE INVESTMENT SERVICES SINGLE MEMBER SA	27/01/2020
EUROBANK EQUITIES INVESTMENT FIRM SINGLE MEMBER SA	10/06/2019
FOURLIS (CR)	Main Market
EUROBANK EQUITIES INVESTMENT FIRM SINGLE MEMBER SA	01/12/2016
PIRAEUS SECURITIES S. A.	06/03/2017
GEK TERNA (CR)	Main Market
BETA SECURITIES S.A.	08/03/2021
EUROBANK EQUITIES INVESTMENT FIRM SINGLE MEMBER SA	24/05/2021
PIRAEUS SECURITIES S. A.	29/08/2019
GR. SARANTIS S.A. (CR)	Main Market
BETA SECURITIES S.A.	14/05/2012
EUROBANK EQUITIES INVESTMENT FIRM SINGLE MEMBER SA	24/10/2016
HELLENIC EXCHANGES-A.S.E. (CR)	Main Market
HELLENIC AMERICAN SECURITIES S.A.	01/09/2014
NATIONAL SECURITIES SINGLE MEMBER SA	02/01/1900
PIRAEUS SECURITIES S. A.	04/05/2015
HELLENIQ ENERGY (CR)	Main Market
ALPHA FINANCE INVESTMENT SERVICES SINGLE MEMBER SA	07/11/2023
EUROBANK EQUITIES INVESTMENT FIRM SINGLE MEMBER SA	01/11/2023
HELLENIC AMERICAN SECURITIES S.A.	14/09/2015
PIRAEUS SECURITIES S. A.	20/03/2017
IDEAL HOLDINGS (CR)	Main Market
EUROBANK EQUITIES INVESTMENT FIRM SINGLE MEMBER SA	07/06/2021
PIRAEUS SECURITIES S. A.	07/06/2021
INTERCONTINENTAL (CR)	Main Market
LEON DEPOLAS SECURITIES S.A.	03/06/2019
INTERLIFE G.C.I.(CR)	Main Market
BETA SECURITIES S.A.	24/10/2022
INTERWOOD-XYLEMPORIA (CR)	Main Market
EUROBANK EQUITIES INVESTMENT FIRM SINGLE MEMBER SA	05/07/2021
PANTELAKIS SECURITIES S.A.	01/07/2021
INTRAKAT (CR)	Main Market
BETA SECURITIES S.A.	04/10/2021
PANTELAKIS SECURITIES S.A.	10/10/2022
JUMBO SA (CR)	Main Market
BETA SECURITIES S.A.	01/02/2021
EUROBANK EQUITIES INVESTMENT FIRM SINGLE MEMBER SA	25/05/2020
GREENPOST TRADING EUROPE LTD	12/06/2023
MERIT SECURITIES S.A	06/11/2017
PIRAEUS SECURITIES S. A.	06/03/2017
KLOUKINAS - LAPPAS SA (CR)	Main Market
OPTIMA BANK S.A.	02/01/2023

List of Stocks under Market Making operations

Securities	Stock Category
Market Maker	Start Market Making
KRI-KRI S.A. (CR)	Main Market
EUROBANK EQUITIES INVESTMENT FIRM SINGLE MEMBER SA	07/05/2018
LEON DEPOLAS SECURITIES S.A.	16/01/2017
PIRAEUS SECURITIES S. A.	11/12/2023
LAMDA DEVELOPMENT SA (CR)	Main Market
EUROBANK EQUITIES INVESTMENT FIRM SINGLE MEMBER SA	08/12/2014
PANTELAKIS SECURITIES S.A.	06/11/2017
PIRAEUS SECURITIES S. A.	29/06/2017
LAMPASA HOTEL SA (CR)	Main Market
LEON DEPOLAS SECURITIES S.A.	16/01/2017
MOTODYNAMICS S.A. (CR)	Main Market
OPTIMA BANK S.A.	25/08/2023
MOTOR OIL (CR)	Main Market
BETA SECURITIES S.A.	08/03/2021
EUROBANK EQUITIES INVESTMENT FIRM SINGLE MEMBER SA	22/10/2006
GREENPOST TRADING EUROPE LTD	12/06/2023
LEON DEPOLAS SECURITIES S.A.	01/04/2019
MERIT SECURITIES S.A.	25/02/2019
NATIONAL SECURITIES SINGLE MEMBER SA	02/01/1900
PIRAEUS SECURITIES S. A.	04/05/2015
MPLE KEDROS (CR)	Main Market
OPTIMA BANK S.A.	08/11/2023
OPTIMA BANK S.A.	16/10/2023
MYTILINEOS (CR)	Main Market
ALPHA FINANCE INVESTMENT SERVICES SINGLE MEMBER SA	15/04/2019
BETA SECURITIES S.A.	11/04/2022
EUROBANK EQUITIES INVESTMENT FIRM SINGLE MEMBER SA	20/09/2017
GREENPOST TRADING EUROPE LTD	12/06/2023
MERIT SECURITIES S.A.	25/02/2019
NATIONAL SECURITIES SINGLE MEMBER SA	02/01/1900
PIRAEUS SECURITIES S. A.	04/05/2015
NATIONAL BANK (CR)	Main Market
ALPHA FINANCE INVESTMENT SERVICES SINGLE MEMBER SA	09/01/2006
EUROBANK EQUITIES INVESTMENT FIRM SINGLE MEMBER SA	22/10/2006
GREENPOST TRADING EUROPE LTD	12/06/2023
HELLENIC AMERICAN SECURITIES S.A.	25/07/2014
LEON DEPOLAS SECURITIES S.A.	20/05/2015
MERIT SECURITIES S.A.	03/09/2012
NATIONAL SECURITIES SINGLE MEMBER SA	02/01/1900
PIRAEUS SECURITIES S. A.	08/09/2008
OPAP (CR)	Main Market
ALPHA FINANCE INVESTMENT SERVICES SINGLE MEMBER SA	09/01/2006
BETA SECURITIES S.A.	11/04/2022
EUROBANK EQUITIES INVESTMENT FIRM SINGLE MEMBER SA	22/10/2006
GREENPOST TRADING EUROPE LTD	12/06/2023
HELLENIC AMERICAN SECURITIES S.A.	25/07/2014
MERIT SECURITIES S.A.	20/03/2017
NATIONAL SECURITIES SINGLE MEMBER SA	02/01/1900
PIRAEUS SECURITIES S. A.	04/05/2015
OPTIMA BANK (CR)	Main Market
ALPHA FINANCE INVESTMENT SERVICES SINGLE MEMBER SA	12/12/2023
EUROBANK EQUITIES INVESTMENT FIRM SINGLE MEMBER SA	11/12/2023
OPTIMA BANK S.A.	06/11/2023
ORILINA PROPERTIES REIC (CR)	Main Market
EUROBANK EQUITIES INVESTMENT FIRM SINGLE MEMBER SA	11/12/2023
LEON DEPOLAS SECURITIES S.A.	11/12/2023
OTE (CR)	Main Market
ALPHA FINANCE INVESTMENT SERVICES SINGLE MEMBER SA	09/01/2006
BETA SECURITIES S.A.	11/04/2022
EUROBANK EQUITIES INVESTMENT FIRM SINGLE MEMBER SA	22/10/2006
GREENPOST TRADING EUROPE LTD	12/06/2023
HELLENIC AMERICAN SECURITIES S.A.	25/07/2014
LEON DEPOLAS SECURITIES S.A.	20/04/2015
MERIT SECURITIES S.A.	20/03/2017
NATIONAL SECURITIES SINGLE MEMBER SA	02/01/1900
PIRAEUS SECURITIES S. A.	08/09/2008
P.P.A. S.A. (CR)	Main Market
EUROBANK EQUITIES INVESTMENT FIRM SINGLE MEMBER SA	06/02/2019

List of Stocks under Market Making operations

Securities	Stock Category
Market Maker	Start Market Making
PAPOUTSANIS (CR)	Main Market
ALPHA FINANCE INVESTMENT SERVICES SINGLE MEMBER SA	19/11/2018
BETA SECURITIES S.A.	25/11/2013
PETROPOULOS PETROS (CR)	Main Market
EUROBANK EQUITIES INVESTMENT FIRM SINGLE MEMBER SA	01/04/2019
PANTELAKIS SECURITIES S.A.	16/03/2020
PIRAEUS FINANCIAL HOLD (CR)	Main Market
ALPHA FINANCE INVESTMENT SERVICES SINGLE MEMBER SA	15/04/2019
EUROBANK EQUITIES INVESTMENT FIRM SINGLE MEMBER SA	22/10/2006
EUROXX SECURITIES S.A.	15/02/2016
GREENPOST TRADING EUROPE LTD	12/06/2023
HELLENIC AMERICAN SECURITIES S.A.	25/07/2014
LEON DEPOLAS SECURITIES S.A.	30/11/2018
MERIT SECURITIES S.A	16/09/2013
NATIONAL SECURITIES SINGLE MEMBER SA	02/01/1900
PIRAEUS SECURITIES S. A.	16/02/2009
PPC (CR)	Main Market
ALPHA FINANCE INVESTMENT SERVICES SINGLE MEMBER SA	09/01/2006
BETA SECURITIES S.A.	01/02/2021
EUROBANK EQUITIES INVESTMENT FIRM SINGLE MEMBER SA	22/10/2006
GREENPOST TRADING EUROPE LTD	12/06/2023
HELLENIC AMERICAN SECURITIES S.A.	01/09/2014
MERIT SECURITIES S.A	06/11/2017
NATIONAL SECURITIES SINGLE MEMBER SA	02/01/1900
PIRAEUS SECURITIES S. A.	28/09/2009
PREMIA (CR)	Main Market
BETA SECURITIES S.A.	01/06/2021
LEON DEPOLAS SECURITIES S.A.	05/12/2022
PANTELAKIS SECURITIES S.A.	23/12/2021
PROFILE SA (CR)	Main Market
OPTIMA BANK S.A.	03/04/2023
PANTELAKIS SECURITIES S.A.	01/07/2019
QUALITY & RELIABILITY SA (CR)	Main Market
OPTIMA BANK S.A.	03/01/2023
QUEST HOLDINGS (CR)	Main Market
BETA SECURITIES S.A.	26/03/2018
EUROBANK EQUITIES INVESTMENT FIRM SINGLE MEMBER SA	28/01/2019
REVOIL (CR)	Main Market
BETA SECURITIES S.A.	26/06/2023
SIDMA STEEL (CR)	Main Market
OPTIMA BANK S.A.	25/05/2023
SPACE HELLAS SA (CR)	Main Market
MERIT SECURITIES S.A	09/12/2022
TECHNICAL OLYMPIC SA (CR)	Main Market
OPTIMA BANK S.A.	05/07/2023
TERNA ENERGY (CR)	Main Market
EUROBANK EQUITIES INVESTMENT FIRM SINGLE MEMBER SA	24/05/2021
PIRAEUS SECURITIES S. A.	09/12/2019
THRACE PLASTICS SA (CR)	Main Market
ALPHA FINANCE INVESTMENT SERVICES SINGLE MEMBER SA	26/03/2018
EUROBANK EQUITIES INVESTMENT FIRM SINGLE MEMBER SA	26/03/2018
TITAN CEMENT (CB)	Main Market
BETA SECURITIES S.A.	01/02/2021
EUROBANK EQUITIES INVESTMENT FIRM SINGLE MEMBER SA	06/11/2019
PIRAEUS SECURITIES S. A.	18/01/2021
TRADE ESTATES REIC (CR)	Main Market
EUROBANK EQUITIES INVESTMENT FIRM SINGLE MEMBER SA	08/11/2023
EUROBANK EQUITIES INVESTMENT FIRM SINGLE MEMBER SA	10/11/2023
PANTELAKIS SECURITIES S.A.	08/11/2023
PANTELAKIS SECURITIES S.A.	10/11/2023
TZIRAKIAN PROFIL (CR)	Main Market
LEON DEPOLAS SECURITIES S.A.	19/07/2021
VIOHALCO SA/NV (CB)	Main Market
ALPHA FINANCE INVESTMENT SERVICES SINGLE MEMBER SA	11/03/2008
EUROBANK EQUITIES INVESTMENT FIRM SINGLE MEMBER SA	04/03/2014
MERIT SECURITIES S.A	17/03/2014

Underlying Asset				Derivatives Market													
Price max	Price min	Closing price	change	Delivery Month	Open price	Price max	Price min	Last price	Closing price	Last Bid	Last Ask	Fixing price*	Life high	Life low	Trades	Volume	Open Interest
FTSE/Athex Large Cap				(Trade Unit: 1 Index Point x 2E, Cash Settlement)													
3,281.58	3,249.46	3,263.78	0.12%	January 2024	3,270.00	3,285.00	3,255.50	3,259.00	3,259.00	---	---	---	3,292.50	---	96	793	845
				February 2024	3,286.00	3,294.50	3,256.25	3,266.25	3,266.25	---	---	---	3,365.25	---	218	1,316	4,103
				March 2024	3,278.00	3,278.00	3,257.00	3,257.00	3,257.00	---	---	---	3,278.00	---	3	20	---
				June 2024	---	---	---	---	3,288.00	---	---	---	---	---	---	---	---
				September 2024	---	---	---	---	3,304.50	---	---	---	---	---	---	---	---
				December 2024	---	---	---	---	3,321.00	---	---	---	---	---	---	---	---
FTSE/Athex Banks				(Trade Unit: 1 Index Point x 15E, Cash Settlement)													
1,144.47	1,123.04	1,133.24	-0.28%	March 2024	1,149.50	1,149.50	1,149.50	1,149.50	1,149.50	---	---	---	1,160.25	---	1	1	1,363
				June 2024	---	---	---	---	1,146.25	---	---	---	---	---	---	---	---
				September 2024	---	---	---	---	1,152.00	---	---	---	---	---	---	---	---
				December 2024	---	---	---	---	1,157.75	---	---	---	---	---	---	---	---
MSCI GREECE REBASED				(Trade Unit: 1 Index Point x 2E, Cash Settlement)													
5,276.86	5,220.65	5,252.16	0.19%	January 2024	---	---	---	---	5,209.50	---	---	---	5,148.75	---	---	---	3
				February 2024	---	---	---	---	5,225.50	---	---	---	5,164.75	---	---	---	80
				March 2024	5,260.00	5,260.00	5,254.00	5,254.00	5,254.00	---	---	---	5,260.00	---	2	3	---
				April 2024	---	---	---	---	5,269.25	---	---	---	---	---	---	---	---
				May 2024	---	---	---	---	5,277.25	---	---	---	---	---	---	---	---
				June 2024	---	---	---	---	5,287.50	---	---	---	---	---	---	---	---
				September 2024	---	---	---	---	5,314.00	---	---	---	---	---	---	---	---
				December 2024	---	---	---	---	5,340.50	---	---	---	---	---	---	---	---

Derivatives notes

Fixing prices and final open positions can be retrieved from the following path <http://www.helex.gr/el/web/guest/statistics-end-of-day-derivatives>

Underlying Asset				Derivatives Market													
Price max	Price min	Closing price	change	Delivery Month	Open price	Price max	Price min	Last price	Closing price	Last Bid	Last Ask	Fixing price*	Life high	Life low	Trades	Volume	Open Interest
ADMIE (IPTO) HOLDING S.A. (CR)				(Contract Size: 100 Securities, Physical Delivery)													
2.195	2.155	2.16	0.23%	March 2024	2.19	2.19	2.19	2.19	2.19	---	---	---	2.35	---	1	1	24,291
				June 2024	---	---	---	---	2.22	---	---	---	2.24	---	---	---	149
				September 2024	---	---	---	---	2.18	---	---	---	---	---	---	---	---
				December 2024	---	---	---	---	2.20	---	---	---	---	---	---	---	---
AEGEAN AIRLINES (CR)				(Contract Size: 100 Securities, Physical Delivery)													
11.38	11.1	11.3	0.89%	March 2024	11.36	11.40	11.16	11.34	11.34	---	---	---	12.14	---	55	185	7,021
				June 2024	---	---	---	---	11.30	---	---	---	---	---	---	---	---
				September 2024	---	---	---	---	11.35	---	---	---	---	---	---	---	---
				December 2024	---	---	---	---	11.41	---	---	---	---	---	---	---	---
ALPHA SERVICES HOLD (CR)				(Contract Size: 100 Securities, Physical Delivery)													
1.573	1.54	1.56	0.39%	March 2024	1.58	1.58	1.55	1.56	1.56	---	---	---	1.64	---	102	4,193	164,417
				June 2024	---	---	---	---	1.53	---	---	---	1.47	---	---	---	---
				September 2024	---	---	---	---	1.58	---	---	---	---	---	---	---	---
				December 2024	---	---	---	---	1.58	---	---	---	---	---	---	---	---
AUTOHELLAS SA (CR)				(Contract Size: 100 Securities, Physical Delivery)													
13.98	13.62	13.72	0.29%	March 2024	13.79	13.85	13.79	13.79	13.79	---	---	---	13.85	---	3	7	236
				June 2024	---	---	---	---	13.80	---	---	---	---	---	---	---	---
				September 2024	---	---	---	---	13.87	---	---	---	---	---	---	---	---
				December 2024	---	---	---	---	13.94	---	---	---	---	---	---	---	---
AVAX S.A. (CR)				(Contract Size: 100 Securities, Physical Delivery)													
1.698	1.62	1.62	-3.46%	March 2024	1.67	1.68	1.61	1.61	1.61	---	---	---	1.96	---	16	42	1,151
				June 2024	---	---	---	---	1.69	---	---	---	---	---	---	---	---
				September 2024	---	---	---	---	1.70	---	---	---	---	---	---	---	---
				December 2024	---	---	---	---	1.71	---	---	---	---	---	---	---	---
CC HBC AG (CR)				(Contract Size: 100 Securities, Physical Delivery)													
27.41	27.21	27.3	0.74%	March 2024	---	---	---	---	27.29	---	---	---	27.63	---	---	---	295
				June 2024	---	---	---	---	27.33	---	---	---	---	---	---	---	---
				September 2024	---	---	---	---	27.47	---	---	---	---	---	---	---	---
				December 2024	---	---	---	---	27.61	---	---	---	---	---	---	---	---
CENERGY HOLDINGS (CB)				(Contract Size: 100 Securities, Physical Delivery)													
7.34	7.22	7.22	-0.82%	March 2024	7.28	7.28	7.24	7.24	7.24	---	---	---	7.60	---	5	24	4,608
				June 2024	---	---	---	---	7.34	---	---	---	---	---	---	---	---
				September 2024	---	---	---	---	7.38	---	---	---	---	---	---	---	---
				December 2024	---	---	---	---	7.42	---	---	---	---	---	---	---	---

Derivatives notes

Fixing prices and final open positions can be retrieved from the following path <http://www.helex.gr/el/web/guest/statistics-end-of-day-derivatives>

Underlying Asset				Derivatives Market													
Price max	Price min	Closing price	change	Delivery Month	Open price	Price max	Price min	Last price	Closing price	Last Bid	Last Ask	Fixing price*	Life high	Life low	Trades	Volume	Open Interest
ELLAKTOR (CR)				(Contract Size: 100 Securities, Physical Delivery)													
2.615	2.545	2.56	0.39%	March 2024	2.59	2.61	2.59	2.59	2.59	---	---	---	2.79	---	17	81	1,851
				June 2024	---	---	---	---	2.57	---	---	---	---	---	---	---	---
				September 2024	---	---	---	---	2.58	---	---	---	---	---	---	---	---
				December 2024	---	---	---	---	2.60	---	---	---	---	---	---	---	---
ELVALHALCOR (CR)				(Contract Size: 100 Securities, Physical Delivery)													
2.175	2.14	2.14	-0.23%	March 2024	2.16	2.16	2.14	2.14	2.14	---	---	---	2.31	---	2	6	4,243
				June 2024	---	---	---	---	2.16	---	---	---	---	---	---	---	---
				September 2024	---	---	---	---	2.17	---	---	---	---	---	---	---	---
				December 2024	---	---	---	---	2.19	---	---	---	---	---	---	---	---
EUROBANK HOLDINGS (CR)				(Contract Size: 100 Securities, Physical Delivery)													
1.75	1.715	1.74	0.00%	March 2024	1.76	1.76	1.72	1.74	1.74	---	---	---	1.77	---	53	1,443	30,862
				June 2024	---	---	---	---	1.75	---	---	---	---	---	---	---	---
				September 2024	---	---	---	---	1.76	---	---	---	---	---	---	---	---
				December 2024	---	---	---	---	1.77	---	---	---	---	---	---	---	---
EYDAP S.A. (CR)				(Contract Size: 100 Securities, Physical Delivery)													
6.03	5.9	5.95	-0.17%	March 2024	6.01	6.01	5.97	5.97	5.97	---	---	---	6.35	---	3	16	3,810
				June 2024	---	---	---	---	6.01	---	---	---	---	---	---	---	---
				September 2024	---	---	---	---	6.04	---	---	---	---	---	---	---	---
				December 2024	---	---	---	---	6.07	---	---	---	---	---	---	---	---
FOURLIS (CR)				(Contract Size: 100 Securities, Physical Delivery)													
4.02	3.98	4	0.00%	March 2024	4.04	4.06	4.03	4.03	4.03	---	---	---	4.46	---	10	36	1,073
				June 2024	---	---	---	---	4.03	---	---	---	---	---	---	---	---
				September 2024	---	---	---	---	4.05	---	---	---	---	---	---	---	---
				December 2024	---	---	---	---	4.07	---	---	---	---	---	---	---	---
GEK TERNA (CR)				(Contract Size: 100 Securities, Physical Delivery)													
14.14	13.52	13.52	-3.43%	March 2024	14.14	14.25	13.65	13.68	13.68	---	---	---	14.50	---	143	661	8,151
				June 2024	---	---	---	---	14.12	---	---	---	---	---	---	---	---
				September 2024	---	---	---	---	14.19	---	---	---	---	---	---	---	---
				December 2024	---	---	---	---	14.26	---	---	---	---	---	---	---	---
HELLENIC EXCHANGES-A.S.E. (CR)				(Contract Size: 100 Securities, Physical Delivery)													
5.37	5.24	5.24	-2.24%	March 2024	5.43	5.43	5.28	5.29	5.29	---	---	---	5.72	---	48	273	8,324
				June 2024	---	---	---	---	5.41	---	---	---	---	---	---	---	---
				September 2024	---	---	---	---	5.43	---	---	---	---	---	---	---	---
				December 2024	---	---	---	---	5.46	---	---	---	---	---	---	---	---

Derivatives notes

Fixing prices and final open positions can be retrieved from the following path <http://www.helex.gr/el/web/guest/statistics-end-of-day-derivatives>

Underlying Asset				Derivatives Market													
Price max	Price min	Closing price	change	Delivery Month	Open price	Price max	Price min	Last price	Closing price	Last Bid	Last Ask	Fixing price*	Life high	Life low	Trades	Volume	Open Interest
HELLENiQ ENERGY (CR)				(Contract Size: 100 Securities, Physical Delivery)													
7.18	7.13	7.17	-0.14%	March 2024	7.23	7.23	7.11	7.18	7.18	---	---	---	7.88	---	14	34	5,483
				June 2024	---	---	---	---	7.24	---	---	---	---	---	---	---	---
				September 2024	---	---	---	---	7.28	---	---	---	---	---	---	---	---
				December 2024	---	---	---	---	7.31	---	---	---	---	---	---	---	---
INTRACOM HOLDINGS (CR)				(Contract Size: 100 Securities, Physical Delivery)													
3.31	3.25	3.26	-0.76%	March 2024	3.34	3.40	3.28	3.31	3.31	---	---	---	3.57	---	98	610	6,422
				June 2024	---	---	---	---	3.31	---	---	---	---	---	---	---	---
				September 2024	---	---	---	---	3.33	---	---	---	---	---	---	---	---
				December 2024	---	---	---	---	3.35	---	---	---	---	---	---	---	---
INTRAKAT (CR)				(Contract Size: 100 Securities, Physical Delivery)													
5	4.945	5	0.20%	March 2024	4.82	4.89	4.82	4.89	4.89	---	---	---	5.00	---	19	110	3,657
				June 2024	---	---	---	---	5.03	---	---	---	---	---	---	---	---
				September 2024	---	---	---	---	5.06	---	---	---	---	---	---	---	---
				December 2024	---	---	---	---	5.08	---	---	---	---	---	---	---	---
JUMBO SA (CR)				(Contract Size: 100 Securities, Physical Delivery)													
26	25.74	25.8	0.39%	March 2024	25.80	26.01	25.80	25.84	25.84	---	---	---	26.56	---	25	61	1,040
				June 2024	---	---	---	---	25.92	---	---	---	---	---	---	---	---
				September 2024	---	---	---	---	26.05	---	---	---	---	---	---	---	---
				December 2024	---	---	---	---	26.18	---	---	---	---	---	---	---	---
LAMDA DEVELOPMENT SA (CR)				(Contract Size: 100 Securities, Physical Delivery)													
7.09	6.995	7.06	0.64%	March 2024	7.04	7.13	7.04	7.13	7.13	---	---	---	7.30	---	10	54	6,104
				June 2024	---	---	---	---	7.08	---	---	---	---	---	---	---	---
				September 2024	---	---	---	---	7.11	---	---	---	---	---	---	---	---
				December 2024	---	---	---	---	7.15	---	---	---	---	---	---	---	---
MIG (CR)				(Contract Size: 100 Securities, Physical Delivery)													
4.64	4.505	4.505	-2.91%	March 2024	4.61	4.61	4.60	4.60	4.60	---	---	---	5.30	---	3	7	84
				June 2024	---	---	---	---	4.68	---	---	---	---	---	---	---	---
				September 2024	---	---	---	---	4.70	---	---	---	---	---	---	---	---
				December 2024	---	---	---	---	4.73	---	---	---	---	---	---	---	---
MOTOR OIL (CR)				(Contract Size: 100 Securities, Physical Delivery)													
24.82	24.46	24.82	1.47%	March 2024	24.79	24.90	24.79	24.90	24.90	---	---	---	25.16	---	2	9	483
				June 2024	---	---	---	---	24.67	---	---	---	---	---	---	---	---
				September 2024	---	---	---	---	24.79	---	---	---	---	---	---	---	---
				December 2024	---	---	---	---	24.92	---	---	---	---	---	---	---	---

Derivatives notes

Fixing prices and final open positions can be retrieved from the following path <http://www.helex.gr/el/web/guest/statistics-end-of-day-derivatives>

Underlying Asset				Derivatives Market													
Price max	Price min	Closing price	change	Delivery Month	Open price	Price max	Price min	Last price	Closing price	Last Bid	Last Ask	Fixing price*	Life high	Life low	Trades	Volume	Open Interest
MYTILINEOS (CR)				(Contract Size: 100 Securities, Physical Delivery)													
38.48	37.98	38.34	0.79%	March 2024	38.65	39.37	38.19	38.54	38.54	---	---	---	39.37	---	31	52	3,521
				June 2024	---	---	---	---	38.37	---	---	---	---	---	---	---	---
				September 2024	---	---	---	---	38.56	---	---	---	---	---	---	---	---
				December 2024	---	---	---	---	38.75	---	---	---	---	---	---	---	---
NATIONAL BANK (CR)				(Contract Size: 100 Securities, Physical Delivery)													
6.996	6.844	6.9	-0.89%	March 2024	7.03	7.03	6.86	6.88	6.88	---	---	---	7.05	---	52	566	16,005
				June 2024	---	---	---	---	7.02	---	---	---	---	---	---	---	---
				September 2024	---	---	---	---	7.06	---	---	---	---	---	---	---	---
				December 2024	---	---	---	---	7.09	---	---	---	---	---	---	---	---
OPAP (CR)				(Contract Size: 100 Securities, Physical Delivery)													
15.98	15.84	15.91	0.06%	March 2024	15.93	15.93	15.90	15.90	15.90	---	---	---	16.10	---	4	43	1,311
				June 2024	---	---	---	---	16.04	---	---	---	---	---	---	---	---
				September 2024	---	---	---	---	16.12	---	---	---	---	---	---	---	---
				December 2024	---	---	---	---	16.20	---	---	---	---	---	---	---	---
OPTIMA BANK (CR)				(Contract Size: 100 Securities, Physical Delivery)													
7.44	7.31	7.39	0.00%	March 2024	7.31	7.31	7.31	7.31	7.31	---	---	---	7.78	---	2	10	80
				June 2024	---	---	---	---	7.45	---	---	---	---	---	---	---	---
				September 2024	---	---	---	---	7.49	---	---	---	---	---	---	---	---
				December 2024	---	---	---	---	7.53	---	---	---	---	---	---	---	---
OTE (CR)				(Contract Size: 100 Securities, Physical Delivery)													
13.06	12.87	13.05	1.01%	March 2024	13.06	13.15	13.01	13.01	13.01	---	---	---	13.69	---	15	45	8,235
				June 2024	---	---	---	---	13.03	---	---	---	---	---	---	---	---
				September 2024	---	---	---	---	13.10	---	---	---	---	---	---	---	---
				December 2024	---	---	---	---	13.16	---	---	---	---	---	---	---	---
P.P.A. S.A. (CR)				(Contract Size: 100 Securities, Physical Delivery)													
24.9	24.65	24.8	0.20%	March 2024	24.72	24.96	24.60	24.60	24.60	---	---	---	24.96	---	6	10	113
				June 2024	---	---	---	---	24.96	---	---	---	---	---	---	---	---
				September 2024	---	---	---	---	25.09	---	---	---	---	---	---	---	---
				December 2024	---	---	---	---	25.21	---	---	---	---	---	---	---	---
PIRAEUS FINANCIAL HOLD (CR)				(Contract Size: 100 Securities, Physical Delivery)													
3.432	3.334	3.388	-0.35%	March 2024	3.44	3.44	3.36	3.39	3.39	---	---	---	3.55	---	138	2,033	90,143
				June 2024	---	---	---	---	3.43	---	---	---	---	---	---	---	---
				September 2024	---	---	---	---	3.45	---	---	---	---	---	---	---	---
				December 2024	---	---	---	---	3.46	---	---	---	---	---	---	---	---

Derivatives notes

Fixing prices and final open positions can be retrieved from the following path <http://www.helex.gr/el/web/guest/statistics-end-of-day-derivatives>

Underlying Asset				Derivatives Market													
Price max	Price min	Closing price	change	Delivery Month	Open price	Price max	Price min	Last price	Closing price	Last Bid	Last Ask	Fixing price*	Life high	Life low	Trades	Volume	Open Interest
PPC (CR)				(Contract Size: 100 Securities, Physical Delivery)													
12.26	12.07	12.15	0.41%	March 2024	12.20	12.38	12.15	12.24	12.24	---	---	---	12.55	---	44	211	28,658
				June 2024	---	---	---	---	12.20	---	---	---	---	---	---	---	---
				September 2024	---	---	---	---	12.27	---	---	---	---	---	---	---	---
				December 2024	---	---	---	---	12.33	---	---	---	---	---	---	---	---
QUEST HOLDINGS (CR)				(Contract Size: 100 Securities, Physical Delivery)													
5.43	5.22	5.29	-1.85%	March 2024	---	---	---	---	5.47	---	---	---	5.70	---	---	---	108
				June 2024	---	---	---	---	5.44	---	---	---	---	---	---	---	---
				September 2024	---	---	---	---	5.46	---	---	---	---	---	---	---	---
				December 2024	---	---	---	---	5.49	---	---	---	---	---	---	---	---
TERNA ENERGY (CR)				(Contract Size: 100 Securities, Physical Delivery)													
15.65	15.2	15.25	-0.97%	March 2024	15.72	15.75	15.30	15.42	15.42	---	---	---	16.55	---	53	158	16,708
				June 2024	---	---	---	---	15.53	---	---	---	---	---	---	---	---
				September 2024	---	---	---	---	15.61	---	---	---	---	---	---	---	---
				December 2024	---	---	---	---	15.69	---	---	---	---	---	---	---	---
TITAN CEMENT (CB)				(Contract Size: 100 Securities, Physical Delivery)													
22.3	21.95	22.15	-0.22%	March 2024	22.14	22.14	22.14	22.14	22.14	---	---	---	22.37	---	1	1	408
				June 2024	---	---	---	---	22.39	---	---	---	---	---	---	---	---
				September 2024	---	---	---	---	22.50	---	---	---	---	---	---	---	---
				December 2024	---	---	---	---	22.62	---	---	---	---	---	---	---	---
VIOHALCO SA/NV (CB)				(Contract Size: 100 Securities, Physical Delivery)													
6.22	5.98	5.98	-3.24%	March 2024	6.19	6.19	6.02	6.02	6.02	---	---	---	6.33	---	13	36	4,401
				June 2024	---	---	---	---	6.23	---	---	---	---	---	---	---	---
				September 2024	---	---	---	---	6.26	---	---	---	---	---	---	---	---
				December 2024	---	---	---	---	6.30	---	---	---	---	---	---	---	---

Derivatives notes

Fixing prices and final open positions can be retrieved from the following path <http://www.helex.gr/el/web/guest/statistics-end-of-day-derivatives>

FTSE/Athex Large Cap

(Trade Unit: 1 Index Point x 2€ - Exercise Style: European, Cash Settlement)

Exercise Price	Call Options														Put Options														Exercise Price				
	January 2024							February 2024							Other Months		January 2024							February 2024							Other Months		
	Open price	Price max	Price min	Last price	Closing price	Volume	Open Interest	Open price	Price max	Price min	Last price	Closing price	Volume	Open Interest	Volume	Open Interest	Open price	Price max	Price min	Last price	Closing price	Volume	Open Interest	Open price	Price max	Price min	Last price	Closing price		Volume	Open Interest	Volume	Open Interest
2,200	-	-	-	-	-	-	-	-	-	-	-	-	-	-	-	-	-	-	-	-	-	-	-	-	-	-	-	-	-	-	-	2,200	
2,250	-	-	-	-	-	-	-	-	-	-	-	-	-	-	-	-	-	-	-	-	-	-	-	-	-	-	-	-	-	-	-	2,250	
2,300	-	-	-	-	-	-	-	-	-	-	-	-	-	-	-	-	-	-	-	-	-	-	-	-	-	-	-	-	-	-	-	2,300	
2,350	-	-	-	-	-	-	-	-	-	-	-	-	-	-	-	-	-	-	-	-	-	-	-	-	-	-	-	-	-	-	-	2,350	
2,400	-	-	-	-	-	-	-	-	-	-	-	-	-	-	-	-	-	-	-	-	-	-	-	-	-	-	-	-	-	-	-	2,400	
2,450	-	-	-	-	-	-	-	-	-	-	-	-	-	-	-	-	-	-	-	-	-	-	-	-	-	-	-	-	-	-	-	2,450	
2,500	-	-	-	-	-	-	-	-	-	-	-	-	-	-	-	-	-	-	-	-	-	-	-	-	-	-	-	-	-	-	-	2,500	
2,550	-	-	-	-	-	-	-	-	-	-	-	-	-	-	-	-	-	-	-	-	-	-	-	-	-	-	-	-	-	-	-	2,550	
2,600	-	-	-	-	-	-	-	-	-	-	-	-	-	-	-	-	-	-	-	-	-	-	-	-	-	-	-	-	-	-	-	2,600	
2,650	0.00	0.00	0.00	-	-	-	-	-	-	-	-	-	-	-	-	0.00	0.00	0.00	-	2,651.00	-	-	-	-	-	-	-	-	-	-	-	2,650	
2,700	0.00	0.00	0.00	-	-	-	-	-	-	-	-	-	-	-	-	0.00	0.00	0.00	-	2,701.00	-	-	-	-	-	-	-	-	-	-	-	2,700	
2,750	0.00	0.00	0.00	-	-	-	-	-	-	-	-	-	-	-	-	0.00	0.00	0.00	-	2,751.00	-	-	-	-	-	-	-	-	-	-	-	2,750	
2,800	0.00	0.00	0.00	-	-	-	-	0.00	0.00	0.00	-	470.00	-	-	0.00	0.00	0.00	-	2,801.00	-	-	0.00	0.00	0.00	-	0.12	-	-	-	-	2,800		
2,850	0.00	0.00	0.00	-	-	-	-	0.00	0.00	0.00	-	421.00	-	-	0.00	0.00	0.00	-	2,851.00	-	-	0.00	0.00	0.00	-	0.34	-	-	-	-	2,850		
2,900	0.00	0.00	0.00	-	-	-	-	0.00	0.00	0.00	-	371.00	-	-	0.00	0.00	0.00	-	2,901.00	-	-	0.00	0.00	0.00	-	0.87	-	-	-	-	2,900		
2,950	0.00	0.00	0.00	-	-	-	-	0.00	0.00	0.00	-	323.00	-	-	0.00	0.00	0.00	-	2,951.00	-	-	0.00	0.00	0.00	-	2.00	-	-	-	-	2,950		
3,000	0.00	0.00	0.00	-	-	-	42	0.00	0.00	0.00	-	275.00	-	-	0.00	0.00	0.00	-	3,001.00	-	40	0.00	0.00	0.00	-	4.30	-	-	-	-	3,000		
3,050	0.00	0.00	0.00	-	-	-	70	0.00	0.00	0.00	-	229.00	-	80	0.00	0.00	0.00	-	3,051.00	-	26	0.00	0.00	0.00	-	8.50	-	28	-	-	3,050		
3,100	0.00	0.00	0.00	-	-	-	4	0.00	0.00	0.00	-	186.00	-	41	0.00	0.00	0.00	-	3,101.00	-	64	0.00	0.00	0.00	-	15.25	-	4	-	-	3,100		
3,150	0.00	0.00	0.00	-	-	-	43	142.00	142.00	142.00	142.00	142.00	20	81	0.00	0.00	0.00	-	3,151.00	-	110	0.00	0.00	0.00	-	26.00	-	60	-	-	3,150		
3,200	0.00	0.00	0.00	-	-	-	24	111.00	111.00	106.00	106.00	106.00	60	40	0.00	0.00	0.00	-	3,201.00	-	132	0.00	0.00	0.00	-	41.25	-	121	-	-	3,200		
3,250	17.00	17.00	11.75	13.50	-	50	74	0.00	0.00	0.00	-	82.50	-	2	0.00	17.00	0.00	-	3,251.00	-	45	65.00	65.00	65.00	65.00	65.00	1	1	-	-	3,250		
3,300	0.00	0.00	0.00	-	-	-	2	0.00	0.00	0.00	-	58.50	-	-	0.00	0.00	0.00	-	3,301.00	-	1	0.00	0.00	0.00	-	87.50	-	40	-	-	3,300		
3,350	0.00	0.00	0.00	-	-	-	-	0.00	0.00	0.00	-	40.00	-	40	0.00	0.00	0.00	-	3,351.00	-	-	111.00	111.00	111.00	111.00	111.00	20	-	-	-	3,350		
3,400	0.00	0.00	0.00	-	-	-	-	0.00	0.00	0.00	-	26.25	-	-	0.00	0.00	0.00	-	3,401.00	-	-	0.00	0.00	0.00	-	155.00	-	-	-	-	3,400		
3,450	0.00	0.00	0.00	-	-	-	-	0.00	0.00	0.00	-	16.50	-	-	0.00	0.00	0.00	-	3,451.00	-	-	0.00	0.00	0.00	-	195.00	-	-	-	-	3,450		
3,500	0.00	0.00	0.00	-	-	-	-	0.00	0.00	0.00	-	9.90	-	-	0.00	0.00	0.00	-	3,501.00	-	-	0.00	0.00	0.00	-	239.00	-	-	-	-	3,500		
3,550	-	-	-	-	-	-	-	0.00	0.00	0.00	-	5.70	-	-	-	-	-	-	-	-	-	-	-	-	-	-	-	-	-	-	-	3,550	
Totals:						50	259					80	284	0	0							0	418					21	254	0	0		
Number of Trades:							4						4		0								0					2		0			

ALPHA SERVICES HOLD (CR)

(Contract Size: 100 Securities, Exercise Style: American, Physical Delivery)

Call Options														Put Options																				
January 2024							February 2024							Other Months		January 2024							February 2024							Other Months		Exercise Price		
Open price	Price max	Price min	Last price	Closing price	Volume	Open Interest	Open price	Price max	Price min	Last price	Closing price	Volume	Open Interest	Volume	Open Interest	Open price	Price max	Price min	Last price	Closing price	Volume	Open Interest	Open price	Price max	Price min	Last price	Closing price	Volume	Open Interest	Volume	Open Interest			
0.800					-	-						-	-									-	-						-	-			0.008	
0.850					-	-						-	-									-	-						-	-			0.009	
0.900	0.000	0.000	0.000		-	-						-	-			0.000	0.000	0.000		1.90	-	-						-	-			0.009		
0.950	0.000	0.000	0.000		-	-						-	-			0.000	0.000	0.000		1.95	-	-						-	-			0.010		
1.000	0.000	0.000	0.000		-	-	0.000	0.000	0.000		0.552	-	-			0.000	0.000	0.000		2.00	-	-	0.000	0.000	0.000		0.001	-	-			0.010		
1.100	0.000	0.000	0.000		-	-	0.000	0.000	0.000		0.452	-	-			0.000	0.000	0.000		2.10	-	-	0.000	0.000	0.000		0.001	-	-			0.011		
1.200	0.000	0.000	0.000		-	-	0.000	0.000	0.000		0.353	-	-			0.000	0.000	0.000		2.20	-	-	0.000	0.000	0.000		0.001	-	-			0.012		
1.300	0.000	0.000	0.000		-	-	0.000	0.000	0.000		0.257	-	-			0.000	0.000	0.000		2.30	-	-	0.000	0.000	0.000		0.004	-	-			0.013		
1.400	0.000	0.000	0.000		-	-	0.000	0.000	0.000		0.169	-	-			0.000	0.000	0.000		2.40	-	-	0.000	0.000	0.000		0.017	-	-			0.014		
1.500	0.000	0.000	0.000		-	-	0.000	0.000	0.000		0.099	-	-			0.000	0.000	0.000		2.50	-	-	0.000	0.000	0.000		0.047	-	-			0.015		
1.600	0.000	0.000	0.000		-	-	0.000	0.000	0.000		0.051	-	-			0.000	0.000	0.000		2.60	-	-	0.000	0.000	0.000		0.099	-	-			0.016		
1.700	0.000	0.000	0.000		-	-	0.000	0.000	0.000		0.023	-	-			0.000	0.000	0.000		2.70	-	-	0.000	0.000	0.000		0.171	-	-			0.017		
1.800	0.000	0.000	0.000		-	-	0.000	0.000	0.000		0.009	-	-			0.000	0.000	0.000		2.80	-	-	0.000	0.000	0.000		0.257	-	-			0.018		
1.900	0.000	0.000	0.000		-	-	0.000	0.000	0.000		0.003	-	-			0.000	0.000	0.000		2.90	-	-	0.000	0.000	0.000		0.352	-	-			0.019		
2.000	0.000	0.000	0.000		-	-	0.000	0.000	0.000		0.001	-	-			0.000	0.000	0.000		3.00	-	-	0.000	0.000	0.000		0.450	-	-			0.020		
2.200	0.000	0.000	0.000		-	-	0.000	0.000	0.000		0.001	-	-			0.000	0.000	0.000		3.20	-	-	0.000	0.000	0.000		0.650	-	-			0.022		
2.400					-	-						-	-									-	-					-	-			0.024		
Totals:					0	0						0	0	0	0							0	0											
Number of Trades:					0							0		0								0.00						0		0				

NATIONAL BANK (CR)

(Contract Size: 100 Securities, Exercise Style: American, Physical Delivery)

Call Options														Put Options																				
Exercise Price	January 2024						February 2024						Other Months		January 2024						February 2024						Other Months		Exercise Price					
	Open price	Price max	Price min	Last price	Closing price	Volume	Open Interest	Open price	Price max	Price min	Last price	Closing price	Volume	Open Interest	Volume	Open Interest	Open price	Price max	Price min	Last price	Closing price	Volume	Open Interest	Open price	Price max	Price min	Last price	Closing price		Volume	Open Interest	Volume	Open Interest	
3.200						-	-							-	-																			0.032
3.400						-	-							-	-																			0.034
3.600	0.000	0.000	0.000			-	-							-	-	0.000	0.000	0.000		4.60														0.036
3.800	0.000	0.000	0.000			-	-							-	-	0.000	0.000	0.000		4.80														0.038
4.000	0.000	0.000	0.000			-	-	0.000	0.000	0.000		2.97			-	-	0.000	0.000	0.000		5.00				0.000	0.000	0.000		0.001					0.040
4.400	0.000	0.000	0.000			-	-	0.000	0.000	0.000		2.57			-	-	0.000	0.000	0.000		5.40				0.000	0.000	0.000		0.001					0.044
4.800	0.000	0.000	0.000			-	-	0.000	0.000	0.000		2.17			-	-	0.000	0.000	0.000		5.80				0.000	0.000	0.000		0.001					0.048
5.200	0.000	0.000	0.000			-	-	0.000	0.000	0.000		1.77			-	-	0.000	0.000	0.000		6.20				0.000	0.000	0.000		0.001					0.052
5.600	0.000	0.000	0.000			-	-	0.000	0.000	0.000		1.37			-	-	0.000	0.000	0.000		6.60		3		0.000	0.000	0.000		0.003					0.056
6.000	0.000	0.000	0.000			-	-	0.000	0.000	0.000		0.990			-	-	0.000	0.000	0.000		7.00		430		0.000	0.000	0.000		0.020					0.060
6.400	0.000	0.000	0.000			-	26	0.000	0.000	0.000		0.646			-	-	0.000	0.000	0.000		7.40				0.000	0.000	0.000		0.075					0.064
6.800	0.000	0.000	0.000			-	11	0.000	0.000	0.000		0.373			-	-	0.000	0.000	0.000		7.80				0.000	0.000	0.000		0.202					0.068
7.200	0.000	0.000	0.000			-	-	0.000	0.000	0.000		0.187			-	-	0.000	0.000	0.000		8.20				0.000	0.000	0.000		0.417					0.072
7.600	0.000	0.000	0.000			-	-	0.000	0.000	0.000		0.080			-	-	0.000	0.000	0.000		8.60				0.000	0.000	0.000		0.711					0.076
8.000	0.000	0.000	0.000			-	-	0.000	0.000	0.000		0.030			-	-	0.000	0.000	0.000		9.00				0.000	0.000	0.000		1.06					0.080
8.400	0.000	0.000	0.000			-	-	0.000	0.000	0.000		0.010			-	-	0.000	0.000	0.000		9.40				0.000	0.000	0.000		1.44					0.084
8.800	0.000	0.000	0.000			-	-	0.000	0.000	0.000		0.003			-	-	0.000	0.000	0.000		9.80				0.000	0.000	0.000		1.84					0.088
Totals:						0	37					0	0	0	0							0	433					0	13	0	230			
Number of Trades:						0						0		0								0.00						0		0				

OPAP (CR)

(Contract Size: 100 Securities, Exercise Style: American, Physical Delivery)

Call Options														Put Options																		
Exercise Price	January 2024						February 2024						Other Months		January 2024						February 2024						Other Months		Exercise Price			
	Open price	Price max	Price min	Last price	Closing price	Volume	Open Interest	Open price	Price max	Price min	Last price	Closing price	Volume	Open Interest	Volume	Open Interest	Open price	Price max	Price min	Last price	Closing price	Volume	Open Interest	Open price	Price max	Price min	Last price	Closing price		Volume	Open Interest	Volume
9.600	0.000	0.000	0.000			-	-	0.000	0.000	0.000	6.32	-	-			0.000	0.000	0.000	10.60	-	-			0.000	0.000	0.000	0.001	-	-			0.096
10.000	0.000	0.000	0.000			-	-	0.000	0.000	0.000	5.92	-	-			0.000	0.000	0.000	11.00	-	-			0.000	0.000	0.000	0.001	-	-			0.100
11.000	0.000	0.000	0.000			-	-	0.000	0.000	0.000	4.92	-	-			0.000	0.000	0.000	12.00	-	-			0.000	0.000	0.000	0.001	-	-			0.110
12.000	0.000	0.000	0.000			-	-	0.000	0.000	0.000	3.92	-	-			0.000	0.000	0.000	13.00	-	-			0.000	0.000	0.000	0.001	-	-			0.120
13.000	0.000	0.000	0.000			-	-	0.000	0.000	0.000	2.92	-	-			0.000	0.000	0.000	14.00	-	-			0.000	0.000	0.000	0.001	-	-			0.130
14.000	0.000	0.000	0.000			-	-	0.000	0.000	0.000	1.93	-	-			0.000	0.000	0.000	15.00	-	-			0.000	0.000	0.000	0.009	-	-			0.140
15.000	0.000	0.000	0.000			-	-	0.000	0.000	0.000	1.02	-	-			0.000	0.000	0.000	16.00	-	-			0.000	0.000	0.000	0.098	-	-			0.150
16.000	0.000	0.000	0.000			-	2	0.000	0.000	0.000	0.381	-	165			0.000	0.000	0.000	17.00	-	-			0.000	0.000	0.000	0.457	-	-			0.160
17.000	0.000	0.000	0.000			-	-	0.000	0.000	0.000	0.090	-	-			0.000	0.000	0.000	18.00	-	-			0.000	0.000	0.000	1.17	-	-			0.170
18.000	0.000	0.000	0.000			-	-	0.000	0.000	0.000	0.013	-	-			0.000	0.000	0.000	19.00	-	-			0.000	0.000	0.000	2.10	-	-			0.180
19.000	0.000	0.000	0.000			-	-	0.000	0.000	0.000	0.001	-	-			0.000	0.000	0.000	20.00	-	-			0.000	0.000	0.000	3.10	-	-			0.190
20.000	0.000	0.000	0.000			-	-	0.000	0.000	0.000	0.001	-	-			0.000	0.000	0.000	21.00	-	-			0.000	0.000	0.000	4.10	-	-			0.200
22.000	0.000	0.000	0.000			-	-	0.000	0.000	0.000	0.001	-	-			0.000	0.000	0.000	23.00	-	-			0.000	0.000	0.000	6.10	-	-			0.220
24.000						-	-					-	-										-	-								0.240
Totals:						0	2					0	165	0	0							0	0					0	0	0	0	
Number of Trades:						0						0		0									0.00					0		0		

OTE (CR)

(Contract Size: 100 Securities, Exercise Style: American, Physical Delivery)

Call Options														Put Options																		
January 2024							February 2024							Other Months		January 2024							February 2024							Other Months		Exercise Price
Open price	Price max	Price min	Last price	Closing price	Volume	Open Interest	Open price	Price max	Price min	Last price	Closing price	Volume	Open Interest	Volume	Open Interest	Open price	Price max	Price min	Last price	Closing price	Volume	Open Interest	Open price	Price max	Price min	Last price	Closing price	Volume	Open Interest	Volume	Open Interest	
9.200	0.000	0.000	0.000		-	-	0.000	0.000	0.000		3.73	-	-			0.000	0.000	0.000		10.20	-	-	0.000	0.000	0.000		0.001	-	-			0.092
9.600	0.000	0.000	0.000		-	-	0.000	0.000	0.000		3.34	-	-			0.000	0.000	0.000		10.60	-	-	0.000	0.000	0.000		0.001	-	-			0.096
10.000	0.000	0.000	0.000		-	-	0.000	0.000	0.000		2.94	-	-			0.000	0.000	0.000		11.00	-	-	0.000	0.000	0.000		0.001	-	-			0.100
11.000	0.000	0.000	0.000		-	-	0.000	0.000	0.000		1.94	-	-			0.000	0.000	0.000		12.00	-	-	0.000	0.000	0.000		0.004	-	-			0.110
12.000	0.000	0.000	0.000		-	-	0.000	0.000	0.000		0.940	-	-			0.000	0.000	0.000		13.00	-	-	0.000	0.000	0.000		0.001	-	-			0.120
13.000	0.000	0.000	0.000		-	2	0.000	0.000	0.000		0.128	-	-			0.000	0.000	0.000		14.00	-	1	0.000	0.000	0.000		0.189	-	-			0.130
14.000	0.000	0.000	0.000		-	-	0.000	0.000	0.000		0.001	-	1			0.000	0.000	0.000		15.00	-	-	0.000	0.000	0.000		1.08	-	-			0.140
15.000	0.000	0.000	0.000		-	-	0.000	0.000	0.000		0.005	-	-			0.000	0.000	0.000		16.00	-	-	0.000	0.000	0.000		2.08	-	-			0.150
16.000	0.000	0.000	0.000		-	-	0.000	0.000	0.000		0.002	-	-			0.000	0.000	0.000		17.00	-	-	0.000	0.000	0.000		3.08	-	-			0.160
17.000	0.000	0.000	0.000		-	-	0.000	0.000	0.000		0.001	-	-			0.000	0.000	0.000		18.00	-	-	0.000	0.000	0.000		4.08	-	-			0.170
18.000	0.000	0.000	0.000		-	-	0.000	0.000	0.000		0.001	-	-			0.000	0.000	0.000		19.00	-	-	0.000	0.000	0.000		5.08	-	-			0.180
19.000	0.000	0.000	0.000		-	-						-	-			0.000	0.000	0.000		20.00	-	-				-	-				0.190	
20.000					-	-						-	-													-	-					0.200
22.000					-	-						-	-													-	-					0.220
Totals:					0	2						0	1	0	0							0	1						0	5	0	0
Number of Trades:					0							0	0	0									0.00						0		0	

PIRAEUS FINANCIAL HOLD (CR)

(Contract Size: 100 Securities, Exercise Style: American, Physical Delivery)

Exercise Price	Call Options														Put Options														Exercise Price				
	January 2024							February 2024							Other Months		January 2024							February 2024							Other Months		
	Open price	Price max	Price min	Last price	Closing price	Volume	Open Interest	Open price	Price max	Price min	Last price	Closing price	Volume	Open Interest	Volume	Open Interest	Open price	Price max	Price min	Last price	Closing price	Volume	Open Interest	Open price	Price max	Price min	Last price	Closing price		Volume	Open Interest	Volume	Open Interest
1.300						-	-							-	-																		0.013
1.400						-	-							-	-																		0.014
1.500						-	-							-	-																		0.015
1.600						-	-							-	-																		0.016
1.700						-	-							-	-																		0.017
1.800						-	-							-	-																		0.018
1.900	0.000	0.000	0.000			-	-							-	-	0.000	0.000	0.000		2.90												0.019	
2.000	0.000	0.000	0.000			-	-	0.000	0.000	0.000		1.40				0.000	0.000	0.000		3.00				0.000	0.000	0.000		0.001				0.020	
2.200	0.000	0.000	0.000			-	-	0.000	0.000	0.000		1.20				0.000	0.000	0.000		3.20				0.000	0.000	0.000		0.001				0.022	
2.400	0.000	0.000	0.000			-	-	0.000	0.000	0.000		1.00				0.000	0.000	0.000		3.40				0.000	0.000	0.000		0.001				0.024	
2.600	0.000	0.000	0.000			-	-	0.000	0.000	0.000		0.805				0.000	0.000	0.000		3.60				0.000	0.000	0.000		0.001				0.026	
2.800	0.000	0.000	0.000			-	-	0.000	0.000	0.000		0.609				0.000	0.000	0.000		3.80				0.000	0.000	0.000		0.005				0.028	
3.000	0.000	0.000	0.000			-	-	0.000	0.000	0.000		0.426				0.000	0.000	0.000		4.00				0.000	0.000	0.000		0.021				0.030	
3.200	0.000	0.000	0.000			-	-	0.000	0.000	0.000		0.269				0.000	0.000	0.000		4.20		45		0.000	0.000	0.000		0.064				0.032	
3.400	0.000	0.000	0.000			-	-	0.000	0.000	0.000		0.151		10		0.000	0.000	0.000		4.40				0.000	0.000	0.000		0.146				0.034	
3.600	0.000	0.000	0.000			-	-	0.000	0.000	0.000		0.075		10		0.000	0.000	0.000		4.60				0.000	0.000	0.000		0.270				0.036	
3.800	0.000	0.000	0.000			-	-	0.000	0.000	0.000		0.033				0.000	0.000	0.000		4.80				0.000	0.000	0.000		0.429				0.038	
4.000	0.000	0.000	0.000			-	-	0.000	0.000	0.000		0.013				0.000	0.000	0.000		5.00				0.000	0.000	0.000		0.609				0.040	
4.400	0.000	0.000	0.000			-	-	0.000	0.000	0.000		0.001				0.000	0.000	0.000		5.40				0.000	0.000	0.000		1.00				0.044	
4.800	0.000	0.000	0.000			-	-	0.000	0.000	0.000		0.001				0.000	0.000	0.000		5.80				0.000	0.000	0.000		1.40				0.048	
5.200						-	-	0.000	0.000	0.000		0.001				0.000	0.000	0.000						0.000	0.000	0.000		1.80				0.052	
Totals:						0	0					0	20		0	0					0	45				0	0		0	0			
Number of Trades:						0						0			0						0.00					0			0				

PPC (CR)

(Contract Size: 100 Securities, Exercise Style: American, Physical Delivery)

Exercise Price	Call Options														Put Options																			
	January 2024						February 2024						Other Months		January 2024						February 2024						Other Months		Exercise Price					
	Open price	Price max	Price min	Last price	Closing price	Volume	Open Interest	Open price	Price max	Price min	Last price	Closing price	Volume	Open Interest	Volume	Open Interest	Open price	Price max	Price min	Last price	Closing price	Volume	Open Interest	Open price	Price max	Price min	Last price	Closing price		Volume	Open Interest	Volume	Open Interest	
5.600						-	-							-	-																			
6.000						-	-							-	-																			0.060
6.400						-	-							-	-																			0.064
6.800						-	-							-	-																			0.068
7.200	0.000	0.000	0.000			-	-							-	-									0.000	0.000	0.000							0.072	
7.600	0.000	0.000	0.000			-	-							-	-									0.000	0.000	0.000							0.076	
8.000	0.000	0.000	0.000			-	-	0.000	0.000	0.000		4.11	-	-									0.000	0.000	0.000							0.080		
8.400	0.000	0.000	0.000			-	-	0.000	0.000	0.000		3.71	-	-									0.000	0.000	0.000							0.084		
8.800	0.000	0.000	0.000			-	-	0.000	0.000	0.000		3.31	-	-									0.000	0.000	0.000							0.088		
9.200	0.000	0.000	0.000			-	-	0.000	0.000	0.000		2.91	-	-									0.000	0.000	0.000							0.092		
9.600	0.000	0.000	0.000			-	-	0.000	0.000	0.000		2.52	-	-									0.000	0.000	0.000							0.096		
10.000	0.000	0.000	0.000			-	-	0.000	0.000	0.000		2.12	-	-									0.000	0.000	0.000							0.100		
11.000	0.000	0.000	0.000			-	30	0.000	0.000	0.000		1.18	-	-									0.000	0.000	0.000							0.110		
12.000	0.000	0.000	0.000			-	2	0.000	0.000	0.000		0.478	-	-									0.000	0.000	0.000							0.120		
13.000	0.000	0.000	0.000			-	-	0.000	0.000	0.000		0.125	-	18									0.000	0.000	0.000							0.130		
14.000	0.000	0.000	0.000			-	-	0.000	0.000	0.000		0.021	-	-									0.000	0.000	0.000							0.140		
15.000	0.000	0.000	0.000			-	-	0.000	0.000	0.000		0.002	-	-									0.000	0.000	0.000							0.150		
16.000	0.000	0.000	0.000			-	-	0.000	0.000	0.000		0.001	-	-									0.000	0.000	0.000							0.160		
17.000	0.000	0.000	0.000			-	-	0.000	0.000	0.000		0.001	-	-									0.000	0.000	0.000							0.170		
Totals:						0	32					0	18	0	0								0	26							0	45	0	0
Number of Trades:						0						0		0									0.00								0		0	

Lending Products	Underlying Title	Multilateral Transactions[1]					Bilateral Transactions[2]		Stock Borrowing through OTC (volume)[3]
		Open Interest[5]	Volume(Offered)	Average Weighted	Transactions volume	Average Weighted	Transactions Volume	Average Weighted	Transactions Volume
ADMIEBOR	ADMIE (IPTO) HOLDING S.A. (CR)	---	---	---	---	---	---	219,656	
AEGNBOR	AEGEAN AIRLINES (CR)	---	---	---	---	---	---	150,901	
AETFBOR	ALPHA ETF FTSE Athex Large Cap	---	---	---	---	---	---	---	
ALPHABOR	ALPHA SERVICES HOLD (CR)	---	---	---	---	---	---	57,361,618	
OTOELBOR	AUTOHELLAS SA (CR)	4,300	---	---	---	---	---	109,468	
AVAXBOR	AVAX S.A. (CR)	---	---	---	---	---	---	---	
EEEBOR	CC HBC AG (CR)	1,358	---	---	---	---	---	42,277	
CENERBOR	CENERGY HOLDINGS (CB)	100	---	---	---	---	---	10,000	
ELLAKTORBOR	ELLAKTOR (CR)	2,681	---	---	---	---	---	84,269	
ELHABOR	ELVALHALCOR (CR)	788	---	---	---	---	---	64,887	
EUROBBOR	EUROBANK HOLDINGS (CR)	---	---	---	---	---	---	34,220,505	
EYDAPBOR	EYDAP S.A. (CR)	845	---	---	---	---	---	261,268	
FOYRKBOR	FOURLIS (CR)	230	---	---	---	---	---	10,875	
GEKTERNABOR	GEK TERNA (CR)	---	---	---	---	---	---	103,698	
SARBOR	GR. SARANTIS S.A. (CR)	857	---	---	---	---	---	27,922	
EXAEBOR	HELLENIC EXCHANGES-A.S.E. (CR)	200	---	---	---	---	---	167,047	
ELPEBOR	HELLENIQ ENERGY (CR)	---	---	---	---	---	---	275,183	
INTRKBOR	INTRACOM HOLDINGS (CR)	---	---	---	---	---	---	---	
INKATBOR	INTRAKAT (CR)	---	---	---	---	---	---	---	
BELABOR	JUMBO SA (CR)	1,200	---	---	---	---	---	205,077	
LAMDABOR	LAMDA DEVELOPMENT SA (CR)	400	---	---	---	---	---	410,041	
MIGBOR	MIG (CR)	1,992	---	---	---	---	---	40,179	
MOHBOR	MOTOR OIL (CR)	22,162	---	---	---	---	---	402,738	
MYTILBOR	MYTILINEOS (CR)	261	---	---	---	---	---	155,660	
ETEBOR	NATIONAL BANK (CR)	---	---	---	---	---	---	15,715,348	
OPAPBOR	OPAP (CR)	7,504	---	---	---	---	---	1,687,324	
OPTIMABOR	OPTIMA BANK (CR)	3,400	---	---	---	---	---	21,133	
HTOBOR	OTE (CR)	10,750	---	---	---	---	---	1,568,210	
PPABOR	P.P.A. S.A. (CR)	1,500	---	---	---	---	---	68,311	
TPEIRBOR	PIRAEUS FINANCIAL HOLD (CR)	---	---	---	---	---	---	909,660	
PPCBOR	PPC (CR)	500	---	---	---	---	---	1,278,881	

Stock Lending Notes

[1] - Multilateral contracts Lending or Borrowing as per Methods 8-1, 8-2 and 8-3-3 (According to ATHEX BoD Resolution No.17)

[2] - Bilateral Contracts Lending or Borrowing as per Methods 8-3-1 and 8-3-2 (According to ATHEX BoD Resolution No.20)

[3] - The information concerning OTC Stock Borrowing Transactions is based on the statements of the Dematerialised Securities System (DSS) operators involved and refers to volumes that have been registered up until the previous working day.

[4] - Average Price (Volume weighted)

[5] - The Data concerning Open Interest before the start of trading session

Lending Products	Underlying Title	Open Interest[5]	Multilateral Transactions[1]				Bilateral Transactions[2]		Stock Borrowing through OTC (volume)[3]	
			Volume(Offered)	Average Weighted	Transactions volume	Average Weighted	Transactions Volume	Average Weighted	Transactions Volume	
QUALBOR	QUALITY & RELIABILITY SA (CR)	---	---	---	---	---	---	---	---	
QUESTBOR	QUEST HOLDINGS (CR)	391	---	---	---	---	---	---	40,366	
TENERGYBOR	TERNA ENERGY (CR)	---	---	---	---	---	---	---	284,031	
TITCBOR	TITAN CEMENT (CB)	9,905	---	---	---	---	---	---	238,762	
VIOBOR	VIOHALCO SA/NV (CB)	3,244	---	---	---	---	---	---	---	

Stock Lending Notes

[1] - Multilateral contracts Lending or Borrowing as per Methods 8-1, 8-2 and 8-3-3 (According to ATHEX BoD Resolution No.17)

[2] - Bilateral Contracts Lending or Borrowing as per Methods 8-3-1 and 8-3-2 (According to ATHEX BoD Resolution No.20)

[3] - The information concerning OTC Stock Borrowing Transactions is based on the statements of the Dematerialised Securities System (DSS) operators involved and refers to volumes that have been registered up until the previous working day.

[4] - Average Price (Volume weighted)

[5] - The Data concerning Open Interest before the start of trading session

Sectors codification for listed companies

12003-	ETF	10101010	Computer Services
10101015	Software	10102030	Computer Hardware
15101010	Telecommunications Equipment	15102015	Telecommunications Services
20101010	Health Care Facilities	20101025	Health Care Services
20102010	Medical Equipment	20103015	Pharmaceuticals
30101010	Banks	30202000	Diversified Financial Services
30202010	Asset Managers & Custodians	30202015	Investment Services
30204000	Closed End Investments	30302010	Full Line Insurance
30302015	Insurance Brokers	30302025	Property and Casualty Insurance
35101010	Real Estate Holding and Development	35101015	Real Estate Services
35102000	Diversified REITs	35102030	Office REITs
35102045	Retail REITs.	40201040	Rental & Leasing Services: Consumer
40202010	Home Construction	40202015	Household Furnishings
40202020	Household Appliance	40203040	Electronic Entertainment
40204020	Clothing & Accessories	40301010	Entertainment
40301030	Publishing	40301035	Radio & TV Broadcasters
40401010	Diversified Retailers	40401020	Apparel Retailers
40401025	Home Improvement Retailers	40401030	Specialty Retailers
40501010	Airlines	40501015	Travel & Tourism
40501020	Casinos & Gambling	40501025	Hotels & Motels
45101015	Distillers & Vintners	45101020	Soft Drinks
45102010	Farming Fishing Ranching & Plantations	45102020	Food Products
45103010	Tobacco	45201010	Food Retailers & Wholesalers
45201020	Personal Products	50101010	Construction
50101020	Building Roof/Wallboard and Plumbing	50101030	Cement
50101035	Building Materials: Other	50202010	Electrical Components
50203015	Plastics	50203030	Containers & Packaging
50204000	Machinery: Industrial	50204020	Machinery: Construction & Handling
50205010	Industrial Suppliers	50205020	Back Office Support HR & Consulting
50205030	Forms & Bulk Printing Services	50206015	Commercial Vehicles & Parts
50206030	Marine Transportation	50206060	Transportation Services
55101000	Diversified Materials	55101020	Textile Products
55102000	General Mining	55102010	Iron & Steel
55102015	Metal Fabricating	55102035	Aluminum
60101020	Oil Refining and Marketing	65101010	Alternative Electricity
65101015	Conventional Electricity	65102000	Multi-Utilities
65102030	Water		



ATHEX
Athens Stock Exchange

Λεωφ. Αθηνών 110 104 42 Αθήνα
110, Athinon Ave. GR 104 42 Athens
tel. (+30)210-33.66.800, fax (+30)210-33.66.101
www.athexgroup.gr