

24

Ημερήσιο Δελτίο
Συναλλακτικής Δραστηριότητας

Daily Official List
of Trading Activity

Tuesday, 16 January, 2024
Year: 145 Trading Day No: 11



ATHEXGROUP
Athens Exchange Group

Disclaimer:

Hellenic Exchanges-Athens Stock Exchange S.A endeavours to ensure that the data and other material ("Information") presented on the Daily Official List are accurate and complete, but it is not liable for any errors or omissions of data or /and for the accuracy, credibility, updating and completeness of the aforesaid information nor it has any liability arising directly or indirectly from the use of the above Information.

The Company is not liable for the accuracy of the data included in listed companies' announcements. Only the sender of such an announcement is fully and solely liable for any infringement of third party's rights from the content of such announcement. All contents of the Daily Official List are provided only for information purposes and do not constitute investment advice or solicitation to invest in securities or other products listed for trading on the Exchange.

You acknowledge and agree that the Company is the owner of any property rights related to any Information appearing on the Daily Official List including intellectual property rights copyright, trademarks, etc.

The above data are a property of the Hellenic Exchanges-Athens Exchange and are copyright protected. Users are forbidden to reproduce, modify, copy, sale, transmit or redistribute, by all reproduction means and methods, part or the whole of the above data, without reference to their source.

The commercial exploitation of these data is, also, forbidden by third parties. Hellenic Exchanges-Athens Exchange does not carry any responsibility, direct or indirect, derived from usage or accidental alteration of the above data when used by third parties.

Hellenic Exchanges – Athens Stock Exchange S.A.

110 Athinon Ave., 10442 Athens, Tel: (210) 33.66.800, Fax: (210) 32.13.938

www.athexgroup.gr

Thessalonica Stock Exchange Center (T.S.E.C)

16-18 Katouni Str., Thessalonica 546 25 Tel: (2310) 567.667, Fax: (2310) 530.545

Athex Members Guarantee Fund

14-16 Fidiou Str., Athens 106 78, Tel: (210) 33.04.682, Fax: (210) 33.04.155

Hellenic Republic Capital Market Commission

1 Kolokotroni Str. & 1 Stadiou Str., Athens 10562 Tel: (210) 33.77.100 Fax: (210) 33.77.173

Table of Contents

Section 1: Statistical Figures of Securities, Derivatives and Lending

Summary of Markets

Athex Indices

Analytic Figures for Athex Market's Boards and Categories

Trading Details by Athex Sectors and Financial Instruments (ETFs)

Top 10 best & worst performing Shares

Derivatives Summary

Section 2: Analytic Figures of Shares Transactions

Analytic Figures of Shares Transactions

Shares' Notes

Section 3: Figures of Securities Transactions

Securities Blocks Details

Shares Rights Details

Stock Borrowing

Forced Sales Details

Forced Sales Registered Shares

Exchange Traded Funds (ETFs) Characteristics

Section 5: Bonds traded in Fixed Income Assets Market

Convertible Corporate Bonds - Regulated Market

Non Convertible Corporate Bonds - Regulated Market

Government Bonds

Treasury Bills & Zero Coupon Government Bonds

Government Bonds Traded with the Open Outcry Method

State Banks Bonds

Section 6: Additional Infos

Athex & ATHEXClear Members List

List of Stocks under Market Making operations

Section 7: Derivatives Market Analytic Figures

Index Futures

Stock Futures

Index Options

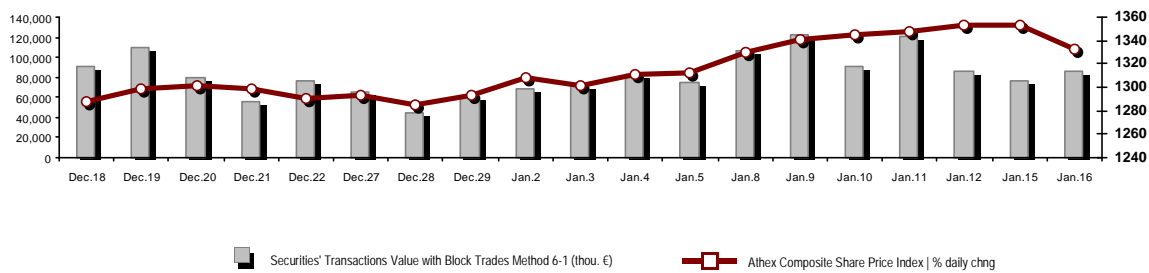
Stock Options

Stock Lending Analytic Figures

Appendix A: Sectors codification for listed companies

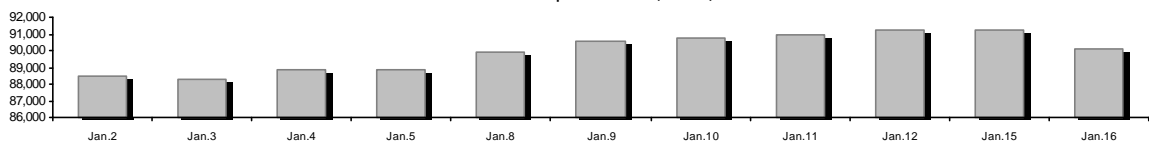
Summary of Markets

Athex Composite Share Price Index vs Shares and Derivatives Transactions Value

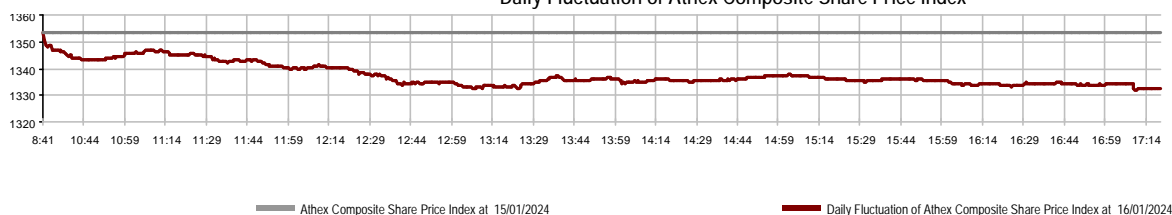


Athex Capitalisation (mill. €) **:	90,072.49		Derivatives Total Open Interest	460,186
Daily change: mill. € %	-1,195.02	-1.31%	in Index Futures % daily chng	6,001 2.09%
Yearly Avg Capitalisation: mill. € % chng prev year Avg	89,929.27	11.87%	in Stock Futures % daily chng	452,033 1.42%
Athex Composite Share Price Index % daily chng	1,332.47	-1.55%	in Index Options % daily chng	1,120 2.28%
Athex Composite Share Price Index Capitalisation (mill. €)	81,732.01		in Stock Options % daily chng	1,032 0.49%
Daily change (mill. €)	-1,186.79			
Securities' Transactions Value with Block Trades Method 6-1 (t)	86,372.04		Derivatives Contracts Volume:	30,604
Daily change: %	10,596.29	13.98%	Daily change: pieces %	13,532 79.26%
YtD Avg Trans. Value: thou. € % chng prev year Avg	89,753.09	-18.08%	YtD Avg Derivatives Contracts % chng prev year Avg	19,928 -54.67%
Blocks Transactions Value of Method 6-1 (thou. €)	5,263.45		Derivatives Trades Number:	2,130
Blocks Transactions Value of Method 6-2 & 6-3 (thou. €)	0.00		Daily change: number %	911 74.73%
Bonds Transactions Value (thou.€)	2,326.62		YtD Avg Trades number % chng prev year Avg	1,706 -26.79%
Securities' Transactions Volume with Block Trades Method 6-1 (tho)	20,949.85		Lending Total Open Interest	276,472
Daily change: thou. pieces %	4,784.57	29.60%	Daily change: pieces %	300 0.11%
YtD Avg Volume: % chng prev year Avg	22,246.86	-33.83%	Lending Volume (Multilateral/Bilateral)	1,781
Blocks Transactions Volume of Method 6-1 (thou. Pieces)	375.11		Daily change: pieces %	981
Blocks Transactions Volume of Method 6-2 & 6-3 (thou. Pieces)	0.00		Multilateral Lending	1,281
Bonds Transactions Volume	2,435,000		Bilateral Lending	500
Securities' Trades Number with Block Trades Method 6-1	33,710		Lending Trades Number:	2
Daily change: number %	2,653	8.54%	Daily change: %	0
YtD Avg Trades number % chng prev year Avg	35,607	-1.70%	Multilateral Lending Trades Number	1
Number of Blocks Method 6-1	10		Bilateral Lending Trades Number	1
Number of Blocks Method 6-2 & 6-3	0			
Number of Bonds Transactions	372			

Athex Capitalisation (mill. €) **



Daily Fluctuation of Athex Composite Share Price Index



Athex Indices

Index name	16/01/2024	15/01/2024	pts.	%	Min	Max	Year min	Year max	Year change
Athex Composite Share Price Index	1,332.47	1,353.46	-20.99	-1.55%	1,332.23	1,353.46	1,293.14	1,354.71	3.04% #
Athex Composite Index Total Return Index	2,429.56	2,467.83	-38.27	-1.55%	2,429.12	2,467.83	2,355.44	2,470.11	3.15% #
Athex ESG Index	1,521.52	1,545.95	-24.43	-1.58%	1,520.91	1,545.95	1,471.77	1,547.49	3.38% #
ATHEX Alternative Market Price Index	9,500.44	9,510.28	-9.84	-0.10%	9,449.40	9,618.10	9,352.11	9,675.00	1.59% #
FTSE/Athex Large Cap	3,234.43	3,286.84	-52.41	-1.59%	3,233.55	3,286.84	3,122.79	3,290.24	3.58% #
FTSE/Athex Mid Cap Index	2,231.97	2,255.22	-23.25	-1.03%	2,226.36	2,255.22	2,226.36	2,316.61	-0.84% #
FTSE/ATHEX High Dividend Yield Index	3,778.47	3,829.20	-50.73	-1.32%	3,774.55	3,829.20	3,764.73	3,860.28	0.19% #
FTSE/Athex Market Index	771.96	784.04	-12.08	-1.54%	771.76	784.04	746.82	784.83	3.37% #
FTSE/Athex Banks	1,119.53	1,144.49	-24.96	-2.18%	1,114.19	1,144.49	1,057.67	1,155.14	5.45% #
FTSE/ATHEX TECHNOLOGY & TELECOMMUNICAT	4,965.20	5,016.25	-51.05	-1.02%	4,949.25	5,016.45	4,949.25	5,144.65	-2.11% #
FTSE/ATHEX FINANCIAL SERVICES	5,281.13	5,400.27	-119.14	-2.21%	5,257.99	5,400.27	4,996.31	5,448.34	5.32% #
FTSE/ATHEX REAL ESTATE	5,103.48	5,090.43	13.05	0.26%	5,038.65	5,103.48	4,900.32	5,120.52	2.88% #
FTSE/ATHEX CONSUMER DISCRETIONARY	5,046.12	5,108.59	-62.47	-1.22%	5,046.12	5,108.59	4,993.33	5,168.50	0.61% #
FTSE/ATHEX CONSUMER STAPLES	5,289.42	5,326.27	-36.85	-0.69%	5,241.17	5,328.95	5,069.68	5,344.07	3.95% #
FTSE/ATHEX INDUSTRIALS	5,221.02	5,304.11	-83.09	-1.57%	5,197.69	5,304.11	5,044.08	5,351.66	2.75% #
FTSE/ATHEX BASIC MATERIALS	5,558.64	5,590.58	-31.94	-0.57%	5,508.69	5,631.11	4,869.63	5,631.11	14.15% #
FTSE/ATHEX ENERGY & UTILITIES	5,153.53	5,232.39	-78.86	-1.51%	5,147.89	5,232.39	4,987.63	5,247.65	3.33% #
Athex All Share Index	310.82	314.94	-4.12	-1.31%	310.82	310.82	304.60	314.94	2.92% #
Hellenic Mid & Small Cap Index	1,988.71	2,010.87	-22.16	-1.10%	1,983.89	2,010.87	1,929.00	2,022.22	3.10% #
FTSE/Athex Large Cap Total Return	5,355.46	5,442.24	-86.78	-1.59%			5,201.70	5,442.24	3.64% #
FTSE/Athex Mid Cap Total Return	3,005.84	3,037.15	-31.31	-1.03%			3,005.84	3,086.59	-0.84% #
MSCI GREECE REBASED	5,178.19	5,273.57	-95.38	-1.81%	5,171.59	5,273.57	4,984.69	5,280.16	3.88% #
Hellenic Corporate Bond Index	130.27	130.28	-0.01	0.00%			129.54	130.28	0.49% #
Hellenic Corporate Bond Price Index	90.94	90.97	-0.03	-0.04%			90.52	90.97	0.33% #

Note 1: FTSE/Med 100, Hellenic Corporate Bond Price Index and Hellenic Corporate Bond Index closing prices refer to the previous trading day of 12/01/2024.

Note 2: The Hellenic Mid & Small Cap Index is a Customized index calculated by the Athens Exchange.

Analytic Figures for Athex Market's Boards and Categories

	Total Traded Securities	Main Market	Surveillance	Exchange Traded Funds (ETFs)
Totals	119	113	5	1
Gain / Lose / Same:	20 / 78 / 21	19 / 76 / 18	1 / 1 / 3	0 / 1 / 0
Athex Capitalisation (mill. €) **	90,072.49	89,990.75	81.74	
Daily Average Trans/ons Value(thou.€)	89,753.09	89,496.71	33.01	256.48
Transactions Value	86,372.04	86,182.09	10.82	179.13
Main Board:	81,108.59	80,918.64	10.82	179.13
Blocks Board 6_2_3:	5,263.45	5,263.45	0.00	0.00
Forced Sales Board:	0.00	0.00	0.00	0.00
Special Terms Board:	0.00	0.00	0.00	0.00
Daily Average Transactions Volume	22,246,861	21,828,650	428,638	7,910
Transactions Volume	20,949,849	20,848,098	96,290	5,461
Main Board:	20,574,738	20,472,987	96,290	5,461
Blocks Board 6_2_3:	375,111	375,111	0	0
Forced Sales Board:	0	0	0	0
Special Terms Board:	0	0	0	0
Daily Average Number of Trades	35,607	35,464	60	83
Number of Trades	33,710	33,600	37	73
Main Board:	33,700	33,590	37	73
Blocks Board 6_2_3:	10	10	0	0
Forced Sales Board:	0	0	0	0
Special Terms Board:	0	0	0	0

Trading Details by Athex Sectors and Financial Instruments (ETFs)

Code	Sectors	Gain / Lose / Same	Number of Trades	Transactions Volume	Transactions Value	% of Total Trans. Value
3010	- Banks	3 / 4 / 0	13,505	14,607,729	43,180,625.85	49.99%
5510	- Basic Resources	2 / 9 / 2	1,530	746,923	2,256,174.15	2.61%
5010	- Construction & Materials	2 / 10 / 1	2,885	1,135,483	5,297,928.04	6.13%
4020	- Consumer Products & Services	0 / 4 / 2	833	252,009	1,130,689.58	1.31%
6010	- Energy	0 / 3 / 1	2,148	457,592	4,292,088.33	4.97%
12000	- Financial Instruments	0 / 1 / 0	73	5,461	179,125.23	0.21%
3020	- Financial Services	2 / 2 / 1	668	131,352	705,534.91	0.82%
4510	- Food Beverage & Tobacco	0 / 3 / 3	270	45,548	752,912.48	0.87%
2010	- Health Care	0 / 3 / 0	171	98,264	89,138.73	0.10%
5020	- Industrial Goods & Services	3 / 8 / 4	1,015	247,867	1,574,370.70	1.82%
3030	- Insurance	0 / 1 / 0	87	16,759	87,456.84	0.10%
4030	- Media	0 / 0 / 1	4	1,008	493.99	0.00%
4520	- Personal Care, Drug & Grocery Stores	0 / 1 / 1	225	32,707	263,482.44	0.31%
3510	- Real Estate	5 / 4 / 3	1,624	556,652	2,364,091.92	2.74%
4040	- Retail	0 / 4 / 1	944	192,120	2,128,308.99	2.46%
1010	- Technology	2 / 8 / 1	971	312,350	1,070,710.95	1.24%
1510	- Telecommunications	0 / 2 / 0	909	210,427	2,722,408.63	3.15%
4050	- Travel & Leisure	1 / 5 / 0	2,054	1,131,945	4,563,878.34	5.28%
6510	- Utilities	0 / 6 / 0	3,794	767,653	13,712,615.59	15.88%

Top 10 best & worst performing Shares

Main Market

With positive Price change			With negative Price change		
	Closing price	change		Closing price	change
ALPHA REAL ESTATE SA(CR)	8.6	2.38% #	MINERVA KNITWEAR (CR)	0.8	-5.88% €
EUROCONSULTANTS S.A. (CR)	1.23	2.07% #	INTERWOOD-XYLEMPORIA (CR)	0.341	-4.75% €
AKRITAS SA (CR)	1.14	1.79% #	SPACE HELLAS SA (CR)	8.08	-4.72% €
INTRAKAT (CR)	4.85	1.04% #	PIRAEUS FINANCIAL HOLD (CR)	3.3	-3.90% €
ORILINA PROPERTIES REIC (CR)	0.9496	1.02% #	ELLAKTOR (CR)	2.46	-3.72% €
DIMAND (CR)	10.75	0.94% #	KLOUKINAS - LAPPAS SA (CR)	1.425	-3.72% €
QUEST HOLDINGS (CR)	5.55	0.91% #	HELLENIC EXCHANGES-A.S.E. (CR)	5.26	-3.66% €
ALPHA TRUST HOLDINGS (CR)	6.6	0.76% #	PREMIA (CR)	1.162	-3.01% €
LAMDA DEVELOPMENT SA (CR)	7.19	0.70% #	TECHNICAL OLYMPIC SA (CR)	2.7	-2.88% €
VIOHALCO SA/NV (CB)	6.28	0.64% #	NATIONAL BANK (CR)	6.8	-2.72% €
With the highest Transactions Value			With the highest Transactions Volume		
	Value (thou. €)	change		Volume	change
NATIONAL BANK (CR)	16,926.02	-2.72% €	EUROBANK HOLDINGS (CR)	4,563,577	-0.55% €
PIRAEUS FINANCIAL HOLD (CR)	11,470.73	-3.90% €	ALPHA SERVICES HOLD (CR)	4,052,987	-2.22% €
MYTILINEOS (CR)	8,152.41	-1.35% €	PIRAEUS FINANCIAL HOLD (CR)	3,424,160	-3.90% €
EUROBANK HOLDINGS (CR)	7,816.73	-0.55% €	NATIONAL BANK (CR)	2,486,633	-2.72% €
ALPHA SERVICES HOLD (CR)	6,353.94	-2.22% €	INTRALOT (CR)	848,377	0.19% #
PPC (CR)	3,829.09	-1.94% €	ELVALHALCOR (CR)	408,332	-1.35% €
OPAP (CR)	2,909.44	-0.88% €	HELLENIQ ENERGY (CR)	382,127	-1.26% €
HELLENIQ ENERGY (CR)	2,713.17	-1.26% €	PPC (CR)	314,678	-1.94% €
OTE (CR)	2,689.12	-1.67% €	AVAX S.A. (CR)	247,631	-1.73% €
GEK TERNA (CR)	2,543.82	-1.27% €	LAMDA DEVELOPMENT SA (CR)	232,310	0.70% #

Note: Stocks that are not included in the "Under Supervision" category, and the transactions value is more than 10,000 €.

Derivatives Summary

	Number of Trades	Volume	Open Interest
Index Futures	367	3,569	6,001
FTSE/Athex Banks	6	63	1,293
FTSE/Athex Large Cap	361	3,506	4,625
MSCI GREECE REBASED	0	0	83
Stock Futures	1,749	26,906	452,033
ADMIE (IPTO) HOLDING S.A. (CR)	10	180	23,964
AEGEAN AIRLINES (CR)	23	114	7,277
ALPHA SERVICES HOLD (CR)	204	7,031	165,070
AUTOHELLAS SA (CR)	0	0	254
AVAX S.A. (CR)	4	8	1,272
CC HBC AG (CR)	0	0	295
CENERGY HOLDINGS (CB)	17	125	4,565
ELLAKTOR (CR)	17	63	1,931
ELVALHALCOR (CR)	41	231	4,052
EUROBANK HOLDINGS (CR)	112	4,711	32,049
EYDAP S.A. (CR)	19	94	3,711
FOURLIS (CR)	4	11	1,010
GEK TERNA (CR)	63	466	7,838
HELLENIC EXCHANGES-A.S.E. (CR)	44	127	8,724
HELLENIQ ENERGY (CR)	66	440	6,053
INTRACOM HOLDINGS (CR)	23	74	6,150
INTRAKAT (CR)	42	506	4,087
JUMBO SA (CR)	10	48	1,154
LAMDA DEVELOPMENT SA (CR)	25	149	5,991
MIG (CR)	0	0	84
MOTOR OIL (CR)	4	7	542
MYTILINEOS (CR)	56	154	3,487
NATIONAL BANK (CR)	133	1,044	16,732
OPAP (CR)	11	26	1,352
OPTIMA BANK (CR)	5	25	93
OTE (CR)	38	153	8,085
P.P.A. S.A. (CR)	3	6	123
PIRAEUS FINANCIAL HOLD (CR)	486	9,864	85,201
PPC (CR)	161	859	28,440
QUEST HOLDINGS (CR)	3	9	103
TERNA ENERGY (CR)	41	76	16,656
TITAN CEMENT (CB)	1	1	429
VIOHALCO SA/NV (CB)	83	304	5,259
Index Options	11	118	1,120
FTSE/Athex Large Cap	11	118	1,120
Stock Options	3	11	1,032
ALPHA SERVICES HOLD (CR)	0	0	0
NATIONAL BANK (CR)	0	0	713
OPAP (CR)	0	0	167
OTE (CR)	0	0	11
PIRAEUS FINANCIAL HOLD (CR)	1	5	60
PPC (CR)	2	6	81
Total Derivatives Traded	2,130	30,604	460,186

Daily Official List

Year: 145 Trading Day No: 11

Section 2: Analytic Figures of Shares Transactions

Tuesday, 16 January, 2024

Number of Outstanding Securities	Nominal Value	Dividends [1]			Date of Last Coupon		Note	Shares	Closing price	% change	Previous closing price/date	Open price	Price min	Price max	Last price	Avg price	Last Bid [7]	Last Ask [7]	P/E after tax	Year	Volume	Trades	Transactions Value[8]	Company Mkt Value (thou. €)	Year low	Year high	Sector[4]	
15,300,000	0.300	---	---	---	30/07/2009	13/12/1999	---	ATTICA PUBLICATIONS SA (CR)	0.318	---	0.318	15/01/2024	---	---	---	---	180@0.302	1320@0.338	---	---	---	---	---	4,865.40	0.292	0.346	40301030	
6,325,000	0.600	0.19	0.153	---	03/07/2023	17/02/2014	---	VOYATZOGLOU (CR)	2.28	-2.56	€ 2.34	15/01/2024	2.36	2.26	2.38	2.28	2.286	50@2.24	1680@2.28	---	---	3,293	20	7,529.06	14,421.00	2.26	2.7	50205010
15,000,000	0.300	---	---	---	06/07/2007	18/07/2000	---	DAIOS PLASTICS SA (CR)	3.5	---	3.5	15/01/2024	---	---	---	---	---	---	---	---	---	---	---	52,500.00	3.4	3.5	50203015	
86,735,980	0.310	---	---	---	06/07/2009	07/09/2023	---	ATHENS MEDICAL CENTER SA (CR)	1.81	-2.95	€ 1.865	15/01/2024	1.79	1.79	1.835	1.81	1.801	440@1.79	60@1.82	---	---	5,244	44	9,445.69	156,992.12	1.79	1.885	20101025
2,760,000	11.83	11	11.8	---	14/06/2023	16/07/1990	---	KARELIA (CR)	340	---	340	15/01/2024	334	332	340	340	332.482	23@332.00	10@342.00	---	---	166	7	55,192.00	938,400.00	332	350	45103010
6,700,000	0.800	0.047	0.047	---	23/08/2023	29/05/2014	---	MILLS KEPENOS (CR)	2.2	---	2.2	15/01/2024	---	---	---	---	550@2.00	248@2.20	16.25	2022	---	---	---	14,740.00	2.2	2.26	45102020	
18,017,472	0.360	---	---	---	09/09/2022	28/08/2017	---	KTIMA KOSTAS LAZARIDIS SA (CR)	1.78	---	1.78	15/01/2024	1.78	1.78	1.78	1.78	300@1.78	537@1.83	---	---	1,700	1	3,026.00	32,071.10	1.75	1.88	45101015	
21,364,000	1.12	---	0.4	---	21/08/2023	08/03/2023	---	LAMPASA HOTEL SA (CR)	29.8	-0.67	€ 30	15/01/2024	29.4	29.4	29.8	29.8	29.571	50@29.00	50@30.20	---	---	595	10	17,595.00	636,647.20	29.4	32.4	40501025
32,188,050	1.04	---	---	---	21/07/2008	20/01/2000	---	MOUZAKIS (CR)	0.73	---	0.73	15/01/2024	0.72	0.72	0.72	0.72	0.72	2000@0.710	1560@0.740	---	---	1,000	1	720.00	23,497.28	0.7	0.79	55101020
8,321,682	0.670	---	---	---	17/08/2007	23/11/1999	---	N. LEVENTERIS (CR)	0.302	---	0.302	15/01/2024	---	---	---	---	1998@0.282	2@0.302	---	2022	---	---	---	3,334.15	0.282	0.302	55102010	
6,340,000	0.600	0.17	0.1	0.2	11/12/2023	11/01/2024	---	NAKAS MUSIC	3.1	---	3.1	15/01/2024	---	---	---	---	20@2.96	700@3.06	---	---	---	---	---	19,654.00	2.9	3.16	40401030	
10,080,000	3.00	1.5	1.45	---	11/05/2023	27/08/2001	---	TPA SA (CR)	21.9	---	21.9	15/01/2024	22	21.9	22.2	21.9	21.959	36@21.90	1124@22.00	---	---	1,576	10	34,607.00	220,752.00	21.8	23.5	50206060
27,379,200	0.980	---	0.45	---	01/08/2023	29/08/2022	---	CRETE PLASTICS SA (CR)	15.6	---	15.6	15/01/2024	15.4	15.4	15.4	15.4	15.4	45@15.40	1462@15.80	---	---	5	1	77.00	427,115.52	15.1	16	50203015
255,494,534	2.71	0.279	0.255	0.11	11/12/2023	30/09/2021	---	PRODEA (CR)	7.35	---	7.35	15/01/2024	---	---	---	---	100@7.05	78@7.80	---	---	---	---	---	1,877,884.82	7	7.95	35102000	
4,181,450	0.500	---	---	---	21/08/2000	05/03/2002	---	FLOUR MILLS SARANTOPOULOS SA	1.04	---	1.04	15/01/2024	---	---	---	---	---	---	---	---	---	---	---	4,348.71	1.04	1.06	45102020	

Exchange Traded Funds (ETFs)

924,675	---	---	---	---	15/06/2016	---	ALPHA ETF FTSE Athex Large Cap	32.755	-1.40	€ 33.22	15/01/2024	33.4	32.67	33.4	32.755	32.801	3@32.70	200@36.49	---	---	5,461	73	179,125.23	---	31.58	38	12003
---------	-----	-----	-----	-----	------------	-----	--------------------------------	--------	-------	---------	------------	------	-------	------	--------	--------	---------	-----------	-----	-----	-------	----	------------	-----	-------	----	-------

Surveillance

89,078,604	0.040	---	---	---	07/07/2010	16/01/2024	5160	FRIGOGLASS SA (CR)	0.268	---	0.067	15/01/2024	---	---	---	---	---	---	---	---	---	---	---	23,873.07	0.256	0.296	50204000	
65,326,268	0.530	---	---	---	04/07/2007	19/07/2006	4750	SATO SA (CR)	0.0295	---	0.0295	15/01/2024	0.03	0.03	0.03	0.03	0.03	---	15581@0.030	---	---	15,000	2	450.00	1,927.12	0.027	0.03	40202015
13,191,620	0.620	---	---	---	04/08/2010	09/09/2002	5232	YALCO - CONSTANTINOU (CR)	0.197	---	0.197	15/01/2024	---	---	---	---	---	---	2400@0.200	---	---	---	---	---	2,598.75	0.19	0.2	40202010
17,579,754	4.16	---	---	---	18/08/2006	02/08/2010	---	BIOTER SA (CR)	0.212	---	0.212	15/01/2024	0.202	0.202	0.202	0.202	0.202	2018@0.202	8500@0.212	---	---	2,500	2	505.00	3,726.91	0.202	0.222	50101010
54,654,600	0.050	---	---	---	01/07/1998	30/12/2022	5275	VIS SA (CR)	0.246	---	0.246	15/01/2024	0.262	0.262	0.262	0.262	0.262	---	26926@0.262	---	2022	1,000	2	262.00	13,445.03	0.244	0.262	50203030
51,754,364	0.300	---	---	---	23/12/2003	24/01/2007	5197	SELECTED TEXT. IND. ASSOC (CR)	0.108	-0.92	€ 0.109	15/01/2024	0.108	0.108	0.108	0.108	0.108	37010@0.108	4000@0.110	---	---	74,790	27	8,077.32	5,589.47	0.108	0.134	55101020
15,842,391	1.51	---	---	---	15/07/2009	12/05/2000	5141	BITROS HOLDING SA (CR)	0.51	0.99	€ 0.505	15/01/2024	0.51	0.505	0.51	0.505	0.509	500@0.500	150@0.505	---	---	3,000	4	1,527.50	8,079.62	0.5	0.52	55102010
24,319,250	0.300	---	---	---	09/07/2002	04/07/2007	5165	PROODEFTIKH SA (CR)	0.37	---	0.37	15/01/2024	---	---	---	---	---	---	10000@0.370	---	---	---	---	---	8,998.12	0.334	0.4	50101010
28,438,268	0.070	---	---	---	21/08/2006	24/11/1999	5253	SPIROY AGRICULTURE SA (CR)	0.194	---	0.194	15/01/2024	---	---	---	---	---	1000@0.190	1679@0.208	---	---	---	---	---	5,517.02	0.175	0.21	45102010
1,011,000	1.00	---	---	---	01/07/2004	11/12/2012	5193	TRIA ALFA SA (CR)	7.9	---	7.9	15/01/2024	---	---	---	---	---	40@7.40	100@7.85	60.51	2022	---	---	---	7,986.90	7	7.9	55101020

Suspension Status

12,417,000	0.310	---	---	---	27/08/2019	28/08/2017	5233	MLS MULTIMEDIA SA (CR)	0.57	---	0.57	12/05/2020	---	---	---	---	---	---	---	---	---	---	---	7,077.69	0.57	0.57	10101015	
6,330,002	0.300	---	---	---	25/06/2002	15/03/2019	5278	VARARESSOS (CR)	0.24	---	0.24	02/05/2023	---	---	---	---	---	---	---	---	---	---	---	---	1,519.20	0.24	0.24	55101020
3,961,300	1.28	---	---	---	29/06/2004	03/08/2000	5248	DUROS SA (CR)	0.25	---	0.25	24/04/2023	---	---	---	---	---	---	---	---	---	---	---	---	990.33	0.25	0.25	40204020
7,125,216	0.650	---	---	---	01/07/2005	14/12/1999	4955	KRE.KA SA (CR)	0.28	---	0.28	06/04/2023	---	---	---	---	---	---	---	---	---	---	---	---	1,995.06	0.28	0.28	45102010
7,734,375	1.00	---	---	---	09/07/2007	07/01/2011	5277	LIVANIS SA (CR)	0.125	---	0.125	28/04/2023	---	---	---	---	---	---	---	---	---	---	---	---	966.80	0.125	0.125	40301030

Shares' Notes

Code	Note text
()	- Adjusted dividends.
*	- Last adjusted closing price.
[1]	- Net dividends.
[2]	- The "Date of Last Coupon" for New listings refers to the date company's stocks started to trade in Athex
[3]	- The Company Market Value is referred to the number of outstanding shares
[4]	- Sectors codification can be found in Appendix A
[5]	- The Market Value refers to the total number of shares listed (including their several classes) in the exchange by the company.
[6]	- P/E greater than 100
[7]	- Last view of the Order Book before the end of the trading session
[8]	- All Blocks Methods' Transactions Value are included.
4750	- Transfer to the Under Surveillance Category from 8/4/2011.
4955	- Transfer to the Surveillance Category as from 5/4/2013.
5093	- Transfer to the Surveillance Category as of 8/4/2015.
5141	- Transfer to the Surveillance Category as of 10/05/2017.
5160	- Transfer to the Surveillance Category as of 15/04/2016.
5165	- Transfer to the Surveillance Category as of 15/02/2018.
5193	- Transfer to the Surveillance Category as of 25/10/2018.
5197	- Transfer to the Surveillance Category as of 07/11/2018.
5232	- Transfer to the Under Surveillance Category from 08/04/2011.
5233	- Suspension of trading as of 13/05/2020.
5248	- Transfer to the Surveillance Category as of 06/09/20116.
5253	- Transfer to the Surveillance Category as of 14/5/2021.
5275	- Transfer to the Surveillance Category as of 09/07/2020.
5277	- Suspension of trading as of 02/05/2023.
5278	- Suspension of trading as of 03/05/2023.

Securities Blocks Details

Securities	Block Volume	Price	Block Trade Value	Time of approval	Note
FOURLIS (CR)	30,000	4.13	123,900.00	11:03:16	20
ELVALHALCOR (CR)	47,000	2.21	103,635.00	12:32:59	20
MYTILINEOS (CR)	34,111	37.96	1,294,853.56	12:52:53	20
MYTILINEOS (CR)	10,000	37.92	379,200.00	12:55:14	20
CENERGY HOLDINGS (CB)	20,000	7.41	148,200.00	13:02:47	20
MYTILINEOS (CR)	10,000	37.84	378,400.00	13:33:59	20
NATIONAL BANK (CR)	150,000	6.80	1,020,000.00	15:42:27	20
MYTILINEOS (CR)	9,000	37.84	340,560.00	15:50:32	20
MYTILINEOS (CR)	25,000	38.22	955,500.00	16:58:18	20
OTE (CR)	40,000	12.98	519,200.00	17:10:31	20

Blocks Notes

- 9 - Method 6-1 / Special Fees
- 10 - Method 6-1 / Special Fees, SDS
- 14 - Method 6-3 / Settlement, Incomplete Buy and Sell
- 18 - Method 6-2 / SPOT 1
- 19 - Method 6-2 / SPOT 2
- 20 - Method 6-1 and Method 6-1 Same Day Settlement
- 21 - Other Pre-agreed

Shares Rights Details

Occurred date	Exercise from	Exercise until	Trading until	Rights	Price min	Price max	Closing price	Last Bid	Last Ask	Volume	Trades	Transactions Value
28/12/2023	03/01/2024	16/01/2024	11/01/2024	TRASTOR REAL ESTATE INVESTMEN	---	---	---	---	---	---	---	---

Forced Sales Details

Securities	Category of Security	Transactions Volume	Number of Trades	Transactions Value	Note
No Forced Transactions.					

Forced Sales Notes

- 1 - Compulsory Public Forced Sales
- 2 - Forced Sales of Fixed Registered Shares
- 3 - Forced Sales of Remaining Fractional Shares

Exchange Traded Funds (ETFs) Characteristics

	Transactions Date (T)	Creation / Redemption	Units (T-1)	New Units (T-1)	Redemption Units (T-1)	Units (T) [1]	Fund Assets [2]	Net Unit Price	Dividend per Unit	Dividend Date
ALPHA ETF FTSE Athex Large Cap	16/01/2024	5,000	924,675	---	---	924,675	30,680,070.00	33.1793	0.62	03/07/2023

ETFs Notes

[1] - Units (T) = Units (T-1) + New Units (T-1) - Redemption Units (T-1)

[2] - The Creation / Redemption Units of T-1 are included.

Non Convertible Corporate Bonds - Regulated Market

Num Listed Bonds	Nominal price	Issue price	Today's Rate	Exp. Date	Duration (years)	Note	Coupon		Trading Unit	Corporate Bonds	Accrued Int.	Yield.T.Mat	Price min	Price max	Closing price	Previous closing price/date	Volume	Transactions Value	Last order			ear min	Year max	
							Common	Preferred											Price	Buy / Sell	Date			
100,000	1,000.00	1,000.00	2.70	25/05/2026	5	---	6	---	1	COSTAMARE PARTICIPATIONS PLC (Non Convertible)	3.9000	4.4500	95.2000	96.2400	95.5240	96.7560	15/01/2024	309,000	296,374.26	95.3100	B	16/01/2024	94.2000	97.0000
320,000	1,000.00	1,000.00	3.40	21/07/2027	7	---	7	---	1	LAMDA DEVELOPMENT S.A. (Non Convertible)	17.0944	4.3370	95.2000	95.7500	95.5000	95.3920	15/01/2024	72,000	70,014.77	94.6510	B	16/01/2024	93.6000	95.8999
200,000	1,000.00	1,000.00	2.10	27/10/2027	7	---	7	---	1	O.P.A.P. S.A. (Non Convertible)	4.8417	3.7580	93.1463	94.4000	93.5793	93.6750	15/01/2024	10,000	9,406.34	92.6500	B	16/01/2024	91.0849	94.5034
200,000	1,000.00	1,000.00	1.90	23/03/2028	7	---	6	---	1	MOTOR OIL CORINTH REFINERIES SA (Non Convertible)	6.0694	3.8850	91.5500	92.0000	92.0000	91.6420	15/01/2024	64,000	59,122.84	92.0000	B	16/01/2024	91.2000	92.4499
100,000	1,000.00	1,000.00	2.95	11/02/2027	5	---	4	---	1	SAFE BULKERS PARTICIPATIONS PLC (Non Convertible)	13.1111	4.3390	94.5000	95.5000	95.5000	95.5000	15/01/2024	29,000	28,043.72	95.5000	B	16/01/2024	93.0000	95.5000
230,000	1,000.00	1,000.00	4.70	12/07/2029	7	---	4	---	1	LAMDA DEVELOPMENT S.A. (Non convertible)	0.7833	4.4640	99.5100	99.7000	99.6167	100.0600	15/01/2024	33,000	32,899.36	99.6504	B	16/01/2024	99.5100	101.2000
100,000	1,000.00	1,000.00	4.40	26/07/2029	7	---	3	---	1	CPLP SHIPPING HOLDINGS PLC (Non Convertible)	21.5111	4.6100	96.7000	98.1000	97.7100	97.8090	15/01/2024	37,000	36,660.84	96.7100	B	16/01/2024	96.1110	99.8300
200,000	1,000.00	1,000.00	3.60	12/03/2026	7	---	10	---	1	AEGEAN AIRLINES S.A. (Non Convertible)	12.8000	3.7570	98.0000	98.6000	98.3402	98.0000	15/01/2024	184,000	183,301.20	98.0000	B	16/01/2024	96.7110	99.3000
500,000	1,000.00	1,000.00	2.75	03/07/2027	7	---	8	---	1	GEK TERNA S.A. (Non Convertible)	1.1458	4.4870	93.0000	93.5500	93.3876	93.2580	15/01/2024	263,000	245,910.75	93.2100	B	16/01/2024	91.6000	93.7000
100,000	1,000.00	1,000.00	5.50	15/12/2028	5	---	1	---	1	IDEAL HOLDINGS S.A. (Non Convertible)	5.1944	4.9130	102.2000	102.9900	102.2564	101.8330	15/01/2024	14,000	14,388.62	102.3000	B	16/01/2024	100.6100	102.9900
175,000	1,000.00	1,000.00	3.40	26/07/2024	5	---	9	---	1	ATTICA HOLDINGS S.A. (Non Convertible)	16.6222	4.9460	98.7301	99.0000	98.8000	99.1600	15/01/2024	90,000	90,467.21	98.7501	B	16/01/2024	98.6100	99.3200
300,000	1,000.00	1,000.00	2.30	20/07/2028	7	---	5	---	1	PRODEA REIC S.A.(Non Convertible)	11.6278	4.4890	89.8600	91.4000	90.7000	90.5000	15/01/2024	134,000	122,908.72	90.3300	B	16/01/2024	87.3500	92.3500
150,000	1,000.00	1,000.00	2.65	22/10/2026	5	---	5	---	1	CPLP SHIPPING HOLDINGS PLC (Non Convertible)	6.4042	4.4350	93.9000	94.9000	94.8814	94.7500	15/01/2024	132,000	125,158.54	93.9100	B	16/01/2024	93.5000	95.0000
250,000	1,000.00	1,000.00	2.45	16/11/2028	7	---	5	---	1	ELVALHALCOR S.A. (Non Convertible)	4.2875	4.7580	89.6000	91.7500	89.8016	91.8490	15/01/2024	157,000	143,159.60	89.6220	B	16/01/2024	89.3986	93.3000
120,000	1,000.00	1,000.00	2.65	06/12/2028	7	---	5	---	1	NOVAL PROPERTY REIC (Non Convertible)	3.1653	4.7460	90.5001	91.0000	90.5010	90.8460	15/01/2024	54,000	49,114.29	90.5010	B	16/01/2024	88.5000	93.1999
300,000	1,000.00	1,000.00	2.30	14/12/2028	7	---	5	---	1	GEK TERNA S.A. (Non Convertible)	2.2361	4.8010	88.9600	89.6000	89.0011	89.1250	15/01/2024	254,000	226,856.47	88.9700	B	16/01/2024	88.1000	89.9890
100,000	1,000.00	1,000.00	2.80	25/01/2027	5	---	4	---	1	PREMIA S.A. (Non Convertible)	13.7667	5.1140	93.1000	93.1001	93.1000	94.4270	15/01/2024	21,000	19,840.10	93.1010	B	16/01/2024	90.9974	94.7500
500,000	1,000.00	1,000.00	4.00	10/07/2030	7	---	2	---	1	MYTILINEOS S.A. (Non Convertible)	0.8889	3.9920	99.5600	100.0000	99.6033	99.7310	15/01/2024	402,000	400,990.43	99.5800	B	16/01/2024	98.7000	100.6000

Corporate Bonds Notes

Transactions Volume = (Pieces) * (Nominal Price). Transactions Value = (Pieces) * (Nominal Price) * (price %) + (Accrued interest).

The price of a Bond is stated as a percentage (%) of Bond's Nominal Price.

Nominal Price in Euros (€), except if it is noted differently.

Non Convertible Corporate Bonds - Regulated Market

Num Listed Bonds	Nominal price	Issue price	Today's Rate	Exp. Date	Duration (years)	Note	Coupon		Trading Unit	Corporate Bonds	Accrued Int.	Yield.T.Mat	Price min	Price max	Closing price	Previous closing price/date	Volume	Transactions Value	Last order			ear min	Year max	
							Common	Preferred											Price	Buy / Sell	Date			
120,000	1,000.00	1,000.00	3.95	04/04/2025	7	---	12	---	1	GEK TERNA S.A. (Non Convertible)	11.6306	3.3570	98.8000	99.7800	99.7800	99.2910	11/01/2024	90,000	90,539.83	99.0000	B	16/01/2024	98.7110	99.7800
150,000	1,000.00	1,000.00	2.60	22/10/2026	7	---	9	---	1	TERNA ENERGY FINANCE S.A. (Non Convertible)	6.2833	4.4710	93.7000	94.2500	94.0895	95.2970	15/01/2024	86,000	81,457.37	93.7000	B	16/01/2024	92.5000	95.3990

Corporate Bonds Notes

Transactions Volume = (Pieces) * (Nominal Price). Transactions Value = (Pieces) * (Nominal Price) * (price %) + (Accrued interest).

The price of a Bond is stated as a percentage (%) of Bond's Nominal Price.

Nominal Price in Euros (€), except if it is noted differently.

Government Bonds

Number Listed Bonds	Nominal price	Today's Rate	Accrued Interest Calc	Exp. Date [1]	Duration (years)	Note	Coupons Date	Curr. coupon value	Trading Unit	Government Bonds	Price min	Price max	Closing price	Previous closing price/date	Volume	Transactions Value	Price	Last order Buy / Sell	Date
4,500,000	1,000.00	1.88	Actual/Actual	04/02/2035	15	---	04/02	1.88	1	GGB-FXD-040235-15Y-1.875-1.000	---	---	---	---	---	---	---	---	---
1,805,793	1,000.00	3.45	Actual/Actual	02/04/2024	5	---	02/04	3.45	1	GGB-FXD-020424-05Y-3.450-1.000	---	---	---	---	---	---	---	---	---
6,000,000	1,000.00	0.75	Actual/Actual	18/06/2031	10	---	18/06	0.75	1	GGB-FXD-180631-10Y-0.750-1.000	---	---	---	---	---	---	---	---	---
2,900,000	1,000.00	3.88	Actual/Actual	15/06/2028	5	---	15/06	3.88	1	GGB-FXD-150628-05Y-3.875-1.000	---	---	---	---	---	---	---	---	---
5,962,747,327	1.00	3.75	Actual/Actual	30/01/2028	10	---	/02 - 01/02 - 31/	3.75	1	GGB-FXD-300128-10Y-3.750-1.000	---	---	---	85.4610 13/07/2018	---	---	1.0000	B	28/11/2018
7,067,309,386	1.00	3.90	Actual/Actual	30/01/2033	15	---	/02 - 01/02 - 31/	3.90	1	GGB-FXD-300133-15Y-3.900-1.000	---	---	---	78.6730 13/07/2018	---	---	1.0000	B	28/11/2018
5,622,848,349	1.00	4.00	Actual/Actual	30/01/2037	19	---	/02 - 01/02 - 31/	4.00	1	GGB-FXD-300137-19Y-4.000-1.000	---	---	---	77.0370 13/07/2018	---	---	1.0000	B	28/11/2018
5,476,770,669	1.00	4.20	Actual/Actual	30/01/2042	24	---	/02 - 01/02 - 31/	4.20	1	GGB-FXD-300142-24Y-4.200-1.000	---	---	---	77.7640 13/07/2018	---	---	1.0000	B	28/11/2018
48,794,718	1.00	4.30	Actual/Actual	24/02/2024	12	---	24/02	4.30	1	GGB-FXD-240224-12Y-2.000-1.000	---	---	---	10.0000 22/06/2015	---	---	---	---	---
40,248,141	1.00	4.30	Actual/Actual	24/02/2025	13	---	24/02	4.30	1	GGB-FXD-240225-13Y-2.000-1.000	---	---	---	10.0000 22/06/2015	---	---	---	---	---
59,586,043	1.00	4.30	Actual/Actual	24/02/2026	14	---	24/02	4.30	1	GGB-FXD-240226-14Y-2.000-1.000	---	---	---	10.0000 22/06/2015	---	---	---	---	---
41,118,344	1.00	4.30	Actual/Actual	24/02/2027	15	---	24/02	4.30	1	GGB-FXD-240227-15Y-2.000-1.000	---	---	---	10.0000 22/06/2015	---	---	---	---	---
45,137,734	1.00	4.30	Actual/Actual	24/02/2028	16	---	24/02	4.30	1	GGB-FXD-240228-16Y-2.000-1.000	---	---	---	10.0000 22/06/2015	---	---	---	---	---
61,768,888	1.00	4.30	Actual/Actual	24/02/2029	17	---	24/02	4.30	1	GGB-FXD-240229-17Y-2.000-1.000	---	---	---	10.0000 22/06/2015	---	---	---	---	---
54,567,744	1.00	4.30	Actual/Actual	24/02/2030	18	---	24/02	4.30	1	GGB-FXD-240230-18Y-2.000-1.000	---	---	---	10.0000 22/06/2015	---	---	---	---	---
37,541,515	1.00	4.30	Actual/Actual	24/02/2031	19	---	24/02	4.30	1	GGB-FXD-240231-19Y-2.000-1.000	---	---	---	10.0000 22/06/2015	---	---	---	---	---
37,558,317	1.00	4.30	Actual/Actual	24/02/2032	20	---	24/02	4.30	1	GGB-FXD-240232-20Y-2.000-1.000	---	---	---	10.0000 22/06/2015	---	---	---	---	---
37,473,732	1.00	4.30	Actual/Actual	24/02/2033	21	---	24/02	4.30	1	GGB-FXD-240233-21Y-2.000-1.000	---	---	---	10.0000 22/06/2015	---	---	---	---	---
33,888,293	1.00	4.30	Actual/Actual	24/02/2034	22	---	24/02	4.30	1	GGB-FXD-240234-22Y-2.000-1.000	---	---	---	10.0000 22/06/2015	---	---	---	---	---
35,177,800	1.00	4.30	Actual/Actual	24/02/2035	23	---	24/02	4.30	1	GGB-FXD-240235-23Y-2.000-1.000	---	---	---	10.0000 22/06/2015	---	---	---	---	---
35,547,268	1.00	4.30	Actual/Actual	24/02/2036	24	---	24/02	4.30	1	GGB-FXD-240236-24Y-2.000-1.000	---	---	---	10.0000 22/06/2015	---	---	---	---	---
40,246,306	1.00	4.30	Actual/Actual	24/02/2037	25	---	24/02	4.30	1	GGB-FXD-240237-25Y-2.000-1.000	---	---	---	10.0000 22/06/2015	---	---	---	---	---
37,643,952	1.00	4.30	Actual/Actual	24/02/2038	26	---	24/02	4.30	1	GGB-FXD-240238-26Y-2.000-1.000	---	---	---	10.0000 22/06/2015	---	---	---	---	---
36,977,100	1.00	4.30	Actual/Actual	24/02/2039	27	---	24/02	4.30	1	GGB-FXD-240239-27Y-2.000-1.000	---	---	---	10.0000 22/06/2015	---	---	---	---	---
41,615,000	1.00	4.30	Actual/Actual	24/02/2040	28	---	24/02	4.30	1	GGB-FXD-240240-28Y-2.000-1.000	---	---	---	10.0000 22/06/2015	---	---	---	---	---
42,227,208	1.00	4.30	Actual/Actual	24/02/2041	29	---	24/02	4.30	1	GGB-FXD-240241-29Y-2.000-1.000	---	---	---	10.0000 22/06/2015	---	---	---	---	---
68,288,487	1.00	4.30	Actual/Actual	24/02/2042	30	---	24/02	4.30	1	GGB-FXD-240242-30Y-2.000-1.000	---	---	---	10.0000 22/06/2015	---	---	---	---	---
4,000,000	1,000.00	3.88	Actual/Actual	12/03/2029	10	---	12/03	3.88	1	GGB-FXD-120329-10Y-3.875-1.000	---	---	---	---	---	---	100.0000	B	15/10/2019
4,500,000	1,000.00	0.00	Actual/Actual	12/02/2026	5	---	12/02	0.00	1	GGB-FXD-120226-05Y-0.000-1.000	---	---	---	---	---	---	---	---	---
2,209,163	1,000.00	3.38	Actual/Actual	15/02/2025	7	---	15/02	3.38	1	GGB-FXD-150225-07Y-3.375-1.000	---	---	---	---	---	---	---	---	---
964,000	1,000.00	3.25	Actual/Actual	20/03/2025	6	---	20/03	3.25	1	GGB-FXD-200325-06Y-3.250-1.000	---	---	---	---	---	---	---	---	---
2,100,000	1,000.00	3.55	Actual/Actual	20/03/2026	7	---	20/03	3.55	1	GGB-FXD-200326-07Y-3.550-1.000	---	---	---	---	---	---	---	---	---
5,500,000	1,000.00	1.50	Actual/Actual	18/06/2030	10	---	18/06	1.50	1	GGB-FXD-180630-10Y-1.500-1.000	---	---	---	---	---	---	---	---	---
3,500,000	1,000.00	4.38	Actual/Actual	18/07/2038	15	---	18/07	4.38	1	GGB-FXD-180738-15Y-4.375-1.000	---	---	---	---	---	---	---	---	---

Government Bonds Notes

Transactions Volume = (Pieces) * (Nominal Price). Transactions Value = (Pieces) * (Nominal Price) * (price %) + (Accrued interest).

The Value of current coupon for the issues with NV 0.01 euro refers to NV 100 euros

FLR: Floating Interest Rate.

[1] - The Expiration Date of the interest bearing period and the Date for coupon payment.

Government Bonds

Number Listed Bonds	Nominal price	Today's Rate	Accrued Interest Calc	Exp. Date [1]	Duration (years)	Note	Coupons Date	Curr. coupon value	Trading Unit	Government Bonds	Price min	Price max	Closing price	Previous closing price/date	Volume	Transactions Value	Price	Last order Buy / Sell	Date
40,000	1,000.00	4.67	FLR	Actual/360	18/09/2024	1	---	18/09 - 19/03	---	1	GGB-FLT-180924-01Y-4.670-1.000	---	---	---	---	---	---	---	---
5,364,250	1,000.00	3.25		Actual/Actual	20/03/2050	30	---	20/03	3.25	1	GGB-FXD-200350-30Y-3.250-1.000	---	---	---	---	---	---	---	---
3,924,361	1,000.00	2.00		Actual/Actual	22/04/2027	7	---	22/04	2.00	1	GGB-FXD-220427-07Y-2.000-1.000	---	---	---	---	---	99.9000	B	22/04/2020
2,500,000	1,000.00	1.88		Actual/Actual	23/07/2026	7	---	23/07	1.88	1	GGB-FXD-230726-07Y-1.875-1.000	---	---	---	---	---	---	---	---
4,700,000	1,000.00	4.25		Actual/Actual	15/06/2033	10	---	15/06	4.25	1	GGB-FXD-150633-10Y-4.250-1.000	---	---	---	---	---	---	---	---
3,500,000	1,000.00	1.88		Actual/Actual	24/01/2052	30	---	24/01	1.88	1	GGB-FXD-240152-30Y-1.875-1.000	---	---	---	---	---	---	---	---
3,700,000	1,000.00	1.75		Actual/Actual	18/06/2032	10	---	18/06	1.75	1	GGB-FXD-180632-10Y-1.750-1.000	---	---	---	---	---	---	---	---
2,200,000	1,000.00	1.13	FLR	Actual/360	15/12/2027	5	---	- 15/12 - 15/03 -	---	1	GGB-FLT-151227-05Y-1.130-1.000	---	---	---	---	---	102.1600	B	30/12/2022

Government Bonds Notes

Transactions Volume = (Pieces) * (Nominal Price). Transactions Value = (Pieces) * (Nominal Price) * (price %) + (Accrued interest).

The Value of current coupon for the issues with NV 0.01 euro refers to NV 100 euros

FLR: Floating Interest Rate.

[1] - The Expiration Date of the interest bearing period and the Date for coupon payment.

Treasury Bills & Zero Coupon Government Bonds

Issue Date	13-Week Maturity									26-Week Maturity									52-Week Maturity								
	Exp. Date	Initial Rate	Num Listed Bonds	Nominal price	Issue price	Last Trade Price	Last Trade Date	Volume Traded	Note	Exp. Date	Initial Rate	Num Listed Bonds	Nominal price	Issue price	Last Trade Price	Last Trade Date	Volume Traded	Note	Exp. Date	Initial Rate	Num Listed Bonds	Nominal price	Issue price	Last Trade Price	Last Trade Date	Volume Traded	Note
10/03/2023	---	---	---	---	---	---	---	---	---	---	---	---	---	---	---	---	---	---	08/03/2024	3.75	1,000,000	1,000.00	963.46	---	---	---	---
09/06/2023	---	---	---	---	---	---	---	---	---	---	---	---	---	---	---	---	---	---	07/06/2024	3.84	1,600,000	1,000.00	962.60	---	---	---	---
08/09/2023	---	---	---	---	---	---	---	---	---	---	---	---	---	---	---	---	---	---	06/09/2024	3.81	812,500	1,000.00	962.90	---	---	---	---
08/12/2023	---	---	---	---	---	---	---	---	---	---	---	---	---	---	---	---	---	---	06/12/2024	3.70	600,000	1,000.00	963.90	---	---	---	---

Bonds in Circulation	Currency / Min nominal traded Value	Coupons Payment Date	Current Coupon Value	Note	Coupon	Trading Unit	Issue Date	Duration (years)	Today's Interest	A.I.C in days	Bonds	Last price of previous days		Last Outcry in Cash (euro)			Trades in Pieces	Life min	Life Max
												Price	Buy / Sell	Date	Price	Buy / Sell			
Corporate Bonds in Foreign Currency and Euro																			
103,746	GBP / 10	01/12	0.25	---	65	1	01/12/1930	98	2.5	360	National Mortgage Bank	2.27	05/02/1996	2.27	S	05/02/1996	---	2.27	2.27
0	GBP / 10	01/12	0.25	---	67	1	01/12/1928	100	2.5	360	National Mortgage Bank	---	---	---	---	---	---	---	---

Government Bonds Notes

A.I.C: Accrued Interest Calculation base.

FLR: Floating Interest Rate.

The minimum tradeable Nominal Value for all Demeterialised Government Titles is 100 Euros.

(μτφρ-0)

Athex & ATHEXClear Members List

Member Name	Stock Market			Derivatives Market		ATHEXClear Member				
	Address	Phone	Fax	Market Member	Remote Member	Market Maker	Proprietary	Market Maker	General Clearing	Direct Clearing
A. SARRIS SECURITIES S.A.				a						
6, ΔΡΑΓΑΤΣΑΝΙΟΥ 6 ΑΘΗΝΑ	2103367700									
AEONIC SECURITIES C.I.F. P.L.C.				a						
, ΛΑΪΟΥ 6, ΓΡ. 301B, ANNA COURT	35725337600									
ALPHA BANK S.A.									a	
, ΣΤΑΔΙΟΥ 40 ΑΘΗΝΑ	2103260000									
ALPHA FINANCE INVESTMENT SERVICES SINGLE MEMBER SA				a		a	a	a		a
5, ΠΑΝΕΠΙΣΤΗΜΙΟΥ 45 ΑΘΗΝΑ	2103677400									
ARGUS STOCKBROKERS LTD				a	a		a			
25, 25 ΛΕΩΦΟΡΟΣ ΔΗΜΟΣΘΕΝΗ ΣΕΒΕΡΗ	0035722717000									
ATLANTIC SECURITIES LTD				a	a					
37, ΠΡΟΔΡΟΜΟΥ 37	0035722445400									
AXON SECURITIES S.A.				a			a			
48, ΣΤΑΔΙΟΥ 48 ΑΘΗΝΑ	2103363800									
BETA SECURITIES S.A.				a		a	a			a
29, Λ. ΑΛΕΞΑΝΔΡΑΣ 29 ΑΘΗΝΑ	2106478930									
BNP PARIBAS S.A.									a	
, ΛΑΜΨΑΚΟΥ 2 ΑΘΗΝΑ	2107468525									
BOFA SECURITIES EUROPE SA				a	a					
, 112 AVENUE KL'BER 75116	+33 153655555									
CAPITAL SECURITIES S.A.				a			a			
58, ΜΗΤΡΟΠΟΛΕΩΣ 58 ΑΘΗΝΑ	2103369700									
CITIGROUP GLOBAL MARKETS EUROPE AG				a	a					
16, REUTERWEG 16	+49 691366-0									
CITIGROUP GLOBAL MARKETS LIMITED				a						
1, 33 CANADA SQUARE -CANARY WHARF	+44 02079864000									
CREDIT SUISSE BANK (EUROPE), S.A.				a	a					
, CALLE AYALA 42, 3A PLANTA-B MADRID	+34917916000									
CREDIT SUISSE SECURITIES (EUROPE) LIMITED				a						
1, ONE CABOT SQUARE LONDON	+44 2078888888									
CYCLOS SECURITIES S.A.				a			a			
39, ΧΑΡΙΛΑΟΥ ΤΡΙΚΟΥΠΗ 6-8-10 ΑΘΗΝΑ	2103364300									
DEUTSCHE BANK S.A.					a					
1, GREAT WINCHESTER STREET LONDON	+44 20 754 54209	00441133361437								
EUROBANK EQUITIES INVESTMENT FIRM SINGLE MEMBER SA				a		a	a	a		a
, ΦΙΛΕΛΛΗΝΩΝ 10 & ΞΕΝΟΦΩΝΤΟΣ 13 ΑΘΗΝΑ	2103720425									
EUROBANK S.A.									a	
, ΟΘΩΝΟΣ 8 ΑΘΗΝΑ	2144043907									
EUROCORP INVESTMENT SERVICES S.A.				a			a			a
14, ΠΛ.ΦΙΛΙΚΗΣ ΕΤΑΙΡΕΙΑΣ 14 ΑΘΗΝΑ	2107263600									
EUOTRUST INVESTMENT FIRM SA				a						
113, ΣΕΒΑΣΤΟΥΠΟΛΕΩΣ 113 ΑΘΗΝΑ	2103363100									
EUROXX SECURITIES S.A.				a		a	a	a		a
7, ΠΑΛΕΟΛΟΓΟΥ CHALANDRI	+30 2106879400	210-6879401								
7, ΠΑΛΑΙΟΛΟΓΟΥ CHALANDRI	(210)-6879400	(210)-6879401								
FREEDOM FINANCE EUROPE LTD				a	a					
, ΧΡΙΣΤΑΚΗ ΚΡΑΝΟΥ 20	035725257786									
G. A. PERVANAS SECURITIES- INVESTMENT SERVICES S.A.				a						
7-9, ΣΟΦΟΚΛΕΟΥΣ 7-9 ΑΘΗΝΑ	2103727200									
GLOBAL CAPITAL SECURITIES & FINANCIAL SERVICES LTD				a	a					
50, ΛΑΡΧΙΕΠΙΣΚΟΠΟΥ ΜΑΚΑΡΙΟΥ Γ50	0035722710710									
GREENPOST TRADING EUROPE LTD				a	a	a				
, ΚΙΜΩΝΟΣ 3, ACROPOLIS MANSIONS, 2ND FLOOR, FLAT/OFFICE 202	035722521389									
HELLENIC AMERICAN SECURITIES S.A.				a		a	a			a
27, ΑΝΔΡΕΑ ΠΑΠΑΝΔΡΕΟΥ 27 MAROUSI	2103311100									
HELLENIC BANK (INVESTMENTS) LTD					a					
, ΑVE.ΚΥΡΙΑΚΟΥ MATSI 31 - PO BOX 24747 NICOSIA	+357 22500100	357 22500110								
HSBC CONTINENTAL EUROPE									a	
109-111, Λ.ΜΕΣΟΓΕΙΩΝ 109-111	2106960000									
INDEX SECURITIES S.A.				a						
6, ΔΡΑΓΑΤΣΑΝΙΟΥ 6 ΑΘΗΝΑ	2103213920									
J. CHR. MAVRIKIS SECURITIES S.A.				a						
5, ΣΟΦΟΚΛΕΟΥΣ 5 ΑΘΗΝΑ	2103216730									

Athex & ATHEXClear Members List

Member Name				Stock Market			Derivatives Market		ATHEXClear Member	
	Address	Phone	Fax	Market Member	Remote Member	Market Maker	Proprietary	Market Maker	General Clearing	Direct Clearing
KAPPA SECURITIES S.A.				a			a			
15, ΒΑΛΑΩΡΙΤΟΥ 15 ΑΘΗΝΑ	2103678600									
KARAMANOF SECURITIES & INVESTMENT SERVICES S.A.				a						
2, ΠΛ.ΑΓ.ΘΕΟΔΩΡΩΝ 2 ΑΘΗΝΑ	2103212947									
LAIKI FINANCIAL SERVICES LTD					a					
26, AVE. VYRONOS NICOSIA	357 22367367	357 22718567								
LEON DEPOLAS SECURITIES S.A.				a		a	a			
1, ΧΡΗΣΤΟΥ ΛΑΔΑ 1 ΑΘΗΝΑ	2103213276 -28									
MEGA EQUITY SECURITIES & FINANCIAL SERVICES PUBLIC LTD				a	a		a			
42-44, ΛΕΩΦ.ΓΡΙΒΑ ΔΙΓΕΝΗ 42-44	0035722711711									
MERIT SECURITIES S.A				a		a	a			a
5, ΣΟΦΟΚΛΕΟΥΣ 5 ΑΘΗΝΑ	2103671880									
MERRILL LYNCH INTERNATIONAL				a						
2, 2 KING EDWARD STREET LONDON	+44 20276281000									
N. CHRYSOCHOIDIS SECURITIES S.A.				a			a			a
7-9, ΣΟΦΟΚΛΕΟΥΣ 7-9 ΑΘΗΝΑ	2103213913									
NATIONAL BANK OF GREECE S.A.				a		a	a		a	
86, ΑΙΟΛΟΥ STR. ΑΘΗΝΑ	(210)-3341000	(210)-3228187								
68, ΑΚΑΔΙΜΙΑΣ STR. ΑΘΗΝΑ	(210)-3328817	(210)-3328678								
NATIONAL SECURITIES SINGLE MEMBER SA				a		a	a	a		
66, ΛΕΩΦΟΡΟΣ ΑΘΗΝΩΝ 128-132 & ΙΦΙΓΕΝΙΑΣ ΑΘΗΝΑ	2103328784									
NUNTIUS BROKERAGE AND INVESTMENT SERVICES S.A				a						
6, ΔΡΑΓΑΤΣΑΝΙΟΥ 6 ΑΘΗΝΑ	2103350599									
ONE PLUS CAPITAL LIMITED				a	a					
, 75 PRODROMOU AVENUE NICOSIA 1307	35722873760									
OPTIMA BANK S.A.				a		a	a	a	a	
, ΑΙΓΙΑΛΕΙΑΣ 32 & ΠΑΡΑΔΕΙΣΟΥ ΜΑΡΟΥΣΙ	210 8173000									
PANCRETA BANK S.A									a	
, ΙΚΑΡΟΥ 5	2810338746									
PANTELAKIS SECURITIES S.A.				a		a	a	a		
57, ΕΘΝΙΚΗΣ ΑΝΤΙΣΤΑΣΕΩΣ 57, ΚΤΙΠΙΟ Β CHALANDRI	2106965000								a	
PIRAEUS BANK S.A.				a			a			
, ΑΜΕΡΙΚΗΣ 4 ΑΘΗΝΑ	2103335000									
PIRAEUS SECURITIES S. A.				a		a	a	a		a
10, ΣΤΑΔΙΟΥ 10 ΑΘΗΝΑ	2103354100									
PROCHOICE SECURITIES LTD				a	a					
57, ΛΕΩΦ.ΣΠΥΡΟΥ ΚΥΠΡΙΑΝΟΥ 57, ΑΚΙΝΗΤΑ Φ	035724661192									
SHARELINK SECURITIES & FINANCIAL SERVICES LTD				a			a			
6, HOUSE-ΘΕΟΤΟΚΗ 6 ΜΕΓΑΡΟ ΕΛΜΗΝΑ	+357 22554200									
SOCIETE GENERALE S.A.				a	a		a			
, 17 COURS VALMY, CEDEX	+157290504									
SOLIDUS SECURITIES S.A				a			a			a
64, ΛΟΥΙΖΗΣ ΠΙΑΝΚΟΥΡ 64 ΑΘΗΝΑ	2106900600									
ST. EM. LAVRENTAKIS SECURITIES S.A.				a			a			
7-9, ΣΟΦΟΚΛΕΟΥΣ 7-9 ΑΘΗΝΑ	2103213336									
THE CYPRUS INVESTMENT & SECURITIES CORPORATION LTD				a	a					
154, 1 AG. PROKOPIΟΥ & POSIDONOS 1ST FLOOR	0035722121700									
UBS EUROPE SE				a	a					
, OPERNTURM, BOCKENHEIMER LANDSTRASSE 2-4	496921790									
UBS LIMITED					a					
1, FINSBURY AVENUE LONDON	+44 2075687135									

List of Stocks under Market Making operations

Securities	Market Maker	Start Market Making	Stock Category	Suspension Status
MLS MULTIMEDIA SA (CR)	PIRAEUS SECURITIES S. A.	01/08/2019		
ALPHA ETF FTSE Athex Large Cap	ALPHA FINANCE INVESTMENT SERVICES SINGLE MEMBER SA NATIONAL SECURITIES SINGLE MEMBER SA	02/01/1900 02/01/1900	Exchange Traded Funds (ETFs)	
ADMIE (IPTO) HOLDING S.A. (CR)	EUROBANK EQUITIES INVESTMENT FIRM SINGLE MEMBER SA HELLENIC AMERICAN SECURITIES S.A. PIRAEUS SECURITIES S. A.	24/05/2021 09/03/2020 29/06/2017	Main Market	
AEGEAN AIRLINES (CR)	EUROBANK EQUITIES INVESTMENT FIRM SINGLE MEMBER SA	22/09/2020	Main Market	
ALPHA SERVICES HOLD (CR)	ALPHA FINANCE INVESTMENT SERVICES SINGLE MEMBER SA EUROBANK EQUITIES INVESTMENT FIRM SINGLE MEMBER SA GREENPOST TRADING EUROPE LTD HELLENIC AMERICAN SECURITIES S.A. LEON DEPOLAS SECURITIES S.A. MERIT SECURITIES S.A NATIONAL SECURITIES SINGLE MEMBER SA PIRAEUS SECURITIES S. A.	29/02/2016 22/10/2006 12/06/2023 25/07/2014 04/01/2016 03/09/2012 02/01/1900 28/05/2009	Main Market	
ALPHA TRUST HOLDINGS (CR)	EUROBANK EQUITIES INVESTMENT FIRM SINGLE MEMBER SA LEON DEPOLAS SECURITIES S.A.	06/02/2023 04/01/2021	Main Market	
ALUMIL (CR)	PIRAEUS SECURITIES S. A.	31/07/2023	Main Market	
ANDROMEDA SA (CR)	BETA SECURITIES S.A. OPTIMA BANK S.A.	15/02/2021 03/04/2023	Main Market	
ATTICA BANK S.A. (CR)	EUROXX SECURITIES S.A.	22/01/2016	Main Market	
AUSTRIACARD (CB)	BETA SECURITIES S.A. EUROBANK EQUITIES INVESTMENT FIRM SINGLE MEMBER SA	23/03/2023 15/05/2023	Main Market	
AUTOHELLAS SA (CR)	ALPHA FINANCE INVESTMENT SERVICES SINGLE MEMBER SA EUROXX SECURITIES S.A.	01/07/2019 02/07/2018	Main Market	
AVAX S.A. (CR)	EUROBANK EQUITIES INVESTMENT FIRM SINGLE MEMBER SA OPTIMA BANK S.A. PIRAEUS SECURITIES S. A.	14/12/2015 04/09/2023 01/02/2021	Main Market	
AVE (CR)	EUROXX SECURITIES S.A.	05/06/2020	Main Market	
BRIQ PROPERTIES (CR)	EUROBANK EQUITIES INVESTMENT FIRM SINGLE MEMBER SA LEON DEPOLAS SECURITIES S.A.	09/09/2019 22/02/2021	Main Market	
CC HBC AG (CR)	BETA SECURITIES S.A. NATIONAL SECURITIES SINGLE MEMBER SA PIRAEUS SECURITIES S. A.	08/03/2021 02/01/1900 04/05/2015	Main Market	
CENERGY HOLDINGS (CB)	ALPHA FINANCE INVESTMENT SERVICES SINGLE MEMBER SA EUROBANK EQUITIES INVESTMENT FIRM SINGLE MEMBER SA OPTIMA BANK S.A. PANTELAKIS SECURITIES S.A.	02/01/2016 02/01/2016 14/03/2022 27/12/2022	Main Market	
CNL CAPITAL (CR)	MERIT SECURITIES S.A.	01/10/2018	Main Market	
DIMAND (CR)	ALPHA FINANCE INVESTMENT SERVICES SINGLE MEMBER SA EUROBANK EQUITIES INVESTMENT FIRM SINGLE MEMBER SA PANTELAKIS SECURITIES S.A.	08/08/2022 08/08/2022 15/05/2023	Main Market	
EKTER SA (CR)	BETA SECURITIES S.A. EUROBANK EQUITIES INVESTMENT FIRM SINGLE MEMBER SA LEON DEPOLAS SECURITIES S.A.	26/09/2022 16/10/2017 21/05/2018	Main Market	
ELASTRON (CR)	LEON DEPOLAS SECURITIES S.A.	20/02/2017	Main Market	

List of Stocks under Market Making operations

Securities	Stock Category
Market Maker	Start Market Making
ELLAKTOR (CR)	Main Market
ALPHA FINANCE INVESTMENT SERVICES SINGLE MEMBER SA	18/03/2019
EUROBANK EQUITIES INVESTMENT FIRM SINGLE MEMBER SA	01/06/2012
EUROXX SECURITIES S.A.	24/09/2018
NATIONAL SECURITIES SINGLE MEMBER SA	02/01/1900
PIRAEUS SECURITIES S. A.	22/10/2018
ELTON SA (CR)	Main Market
OPTIMA BANK S.A.	30/01/2023
ELVALHALCOR (CR)	Main Market
ALPHA FINANCE INVESTMENT SERVICES SINGLE MEMBER SA	07/05/2018
BETA SECURITIES S.A.	09/01/2023
EUROBANK EQUITIES INVESTMENT FIRM SINGLE MEMBER SA	07/05/2018
ENTERSOFT (CR)	Main Market
ALPHA FINANCE INVESTMENT SERVICES SINGLE MEMBER SA	23/03/2023
EUROBANK EQUITIES INVESTMENT FIRM SINGLE MEMBER SA	22/06/2020
EUROBANK HOLDINGS (CR)	Main Market
ALPHA FINANCE INVESTMENT SERVICES SINGLE MEMBER SA	09/01/2006
EUROBANK EQUITIES INVESTMENT FIRM SINGLE MEMBER SA	01/06/2012
GREENPOST TRADING EUROPE LTD	12/06/2023
HELLENIC AMERICAN SECURITIES S.A.	25/07/2014
LEON DEPOLAS SECURITIES S.A.	30/11/2018
MERIT SECURITIES S.A	06/11/2017
NATIONAL SECURITIES SINGLE MEMBER SA	02/01/1900
PIRAEUS SECURITIES S. A.	28/09/2009
EUROCONSULTANTS S.A. (CR)	Main Market
OPTIMA BANK S.A.	01/02/2023
EYDAP S.A. (CR)	Main Market
ALPHA FINANCE INVESTMENT SERVICES SINGLE MEMBER SA	27/01/2020
EUROBANK EQUITIES INVESTMENT FIRM SINGLE MEMBER SA	10/06/2019
FOURLIS (CR)	Main Market
EUROBANK EQUITIES INVESTMENT FIRM SINGLE MEMBER SA	01/12/2016
PIRAEUS SECURITIES S. A.	06/03/2017
GEK TERNA (CR)	Main Market
BETA SECURITIES S.A.	08/03/2021
EUROBANK EQUITIES INVESTMENT FIRM SINGLE MEMBER SA	24/05/2021
PIRAEUS SECURITIES S. A.	29/08/2019
GR. SARANTIS S.A. (CR)	Main Market
BETA SECURITIES S.A.	14/05/2012
EUROBANK EQUITIES INVESTMENT FIRM SINGLE MEMBER SA	24/10/2016
HELLENIC EXCHANGES-A.S.E. (CR)	Main Market
HELLENIC AMERICAN SECURITIES S.A.	01/09/2014
NATIONAL SECURITIES SINGLE MEMBER SA	02/01/1900
PIRAEUS SECURITIES S. A.	04/05/2015
HELLENIQ ENERGY (CR)	Main Market
ALPHA FINANCE INVESTMENT SERVICES SINGLE MEMBER SA	07/11/2023
EUROBANK EQUITIES INVESTMENT FIRM SINGLE MEMBER SA	01/11/2023
HELLENIC AMERICAN SECURITIES S.A.	14/09/2015
PIRAEUS SECURITIES S. A.	20/03/2017
IDEAL HOLDINGS (CR)	Main Market
EUROBANK EQUITIES INVESTMENT FIRM SINGLE MEMBER SA	07/06/2021
PIRAEUS SECURITIES S. A.	07/06/2021
INTERCONTINENTAL (CR)	Main Market
LEON DEPOLAS SECURITIES S.A.	03/06/2019
INTERLIFE G.C.I.(CR)	Main Market
BETA SECURITIES S.A.	24/10/2022
INTERWOOD-XYLEMPORIA (CR)	Main Market
EUROBANK EQUITIES INVESTMENT FIRM SINGLE MEMBER SA	05/07/2021
PANTELAKIS SECURITIES S.A.	01/07/2021
INTRAKAT (CR)	Main Market
BETA SECURITIES S.A.	04/10/2021
PANTELAKIS SECURITIES S.A.	10/10/2022
JUMBO SA (CR)	Main Market
BETA SECURITIES S.A.	01/02/2021
EUROBANK EQUITIES INVESTMENT FIRM SINGLE MEMBER SA	25/05/2020
GREENPOST TRADING EUROPE LTD	12/06/2023
MERIT SECURITIES S.A	06/11/2017
PIRAEUS SECURITIES S. A.	06/03/2017
KLOUKINAS - LAPPAS SA (CR)	Main Market
OPTIMA BANK S.A.	02/01/2023

List of Stocks under Market Making operations

Securities	Stock Category
Market Maker	Start Market Making
KRI-KRI S.A. (CR)	Main Market
EUROBANK EQUITIES INVESTMENT FIRM SINGLE MEMBER SA	07/05/2018
LEON DEPOLAS SECURITIES S.A.	16/01/2017
PIRAEUS SECURITIES S. A.	11/12/2023
LAMDA DEVELOPMENT SA (CR)	Main Market
EUROBANK EQUITIES INVESTMENT FIRM SINGLE MEMBER SA	08/12/2014
PANTELAKIS SECURITIES S.A.	06/11/2017
PIRAEUS SECURITIES S. A.	29/06/2017
LAMPISA HOTEL SA (CR)	Main Market
LEON DEPOLAS SECURITIES S.A.	16/01/2017
MOTODYNAMICS S.A. (CR)	Main Market
OPTIMA BANK S.A.	25/08/2023
MOTOR OIL (CR)	Main Market
BETA SECURITIES S.A.	08/03/2021
EUROBANK EQUITIES INVESTMENT FIRM SINGLE MEMBER SA	22/10/2006
GREENPOST TRADING EUROPE LTD	12/06/2023
LEON DEPOLAS SECURITIES S.A.	01/04/2019
MERIT SECURITIES S.A	25/02/2019
NATIONAL SECURITIES SINGLE MEMBER SA	02/01/1900
PIRAEUS SECURITIES S. A.	04/05/2015
MPLE KEDROS (CR)	Main Market
OPTIMA BANK S.A.	08/11/2023
OPTIMA BANK S.A.	16/10/2023
MYTILINEOS (CR)	Main Market
ALPHA FINANCE INVESTMENT SERVICES SINGLE MEMBER SA	15/04/2019
BETA SECURITIES S.A.	11/04/2022
EUROBANK EQUITIES INVESTMENT FIRM SINGLE MEMBER SA	20/09/2017
GREENPOST TRADING EUROPE LTD	12/06/2023
MERIT SECURITIES S.A	25/02/2019
NATIONAL SECURITIES SINGLE MEMBER SA	02/01/1900
PIRAEUS SECURITIES S. A.	04/05/2015
NATIONAL BANK (CR)	Main Market
ALPHA FINANCE INVESTMENT SERVICES SINGLE MEMBER SA	09/01/2006
EUROBANK EQUITIES INVESTMENT FIRM SINGLE MEMBER SA	22/10/2006
GREENPOST TRADING EUROPE LTD	12/06/2023
HELLENIC AMERICAN SECURITIES S.A.	25/07/2014
LEON DEPOLAS SECURITIES S.A.	20/05/2015
MERIT SECURITIES S.A	03/09/2012
NATIONAL SECURITIES SINGLE MEMBER SA	02/01/1900
PIRAEUS SECURITIES S. A.	08/09/2008
OPAP (CR)	Main Market
ALPHA FINANCE INVESTMENT SERVICES SINGLE MEMBER SA	09/01/2006
BETA SECURITIES S.A.	11/04/2022
EUROBANK EQUITIES INVESTMENT FIRM SINGLE MEMBER SA	22/10/2006
GREENPOST TRADING EUROPE LTD	12/06/2023
HELLENIC AMERICAN SECURITIES S.A.	25/07/2014
MERIT SECURITIES S.A	20/03/2017
NATIONAL SECURITIES SINGLE MEMBER SA	02/01/1900
PIRAEUS SECURITIES S. A.	04/05/2015
OPTIMA BANK (CR)	Main Market
ALPHA FINANCE INVESTMENT SERVICES SINGLE MEMBER SA	12/12/2023
EUROBANK EQUITIES INVESTMENT FIRM SINGLE MEMBER SA	11/12/2023
OPTIMA BANK S.A.	06/11/2023
ORILINA PROPERTIES REIC (CR)	Main Market
EUROBANK EQUITIES INVESTMENT FIRM SINGLE MEMBER SA	11/12/2023
LEON DEPOLAS SECURITIES S.A.	11/12/2023
OTE (CR)	Main Market
ALPHA FINANCE INVESTMENT SERVICES SINGLE MEMBER SA	09/01/2006
BETA SECURITIES S.A.	11/04/2022
EUROBANK EQUITIES INVESTMENT FIRM SINGLE MEMBER SA	22/10/2006
GREENPOST TRADING EUROPE LTD	12/06/2023
HELLENIC AMERICAN SECURITIES S.A.	25/07/2014
LEON DEPOLAS SECURITIES S.A.	20/04/2015
MERIT SECURITIES S.A	20/03/2017
NATIONAL SECURITIES SINGLE MEMBER SA	02/01/1900
PIRAEUS SECURITIES S. A.	08/09/2008
P.P.A. S.A. (CR)	Main Market
EUROBANK EQUITIES INVESTMENT FIRM SINGLE MEMBER SA	06/02/2019

List of Stocks under Market Making operations

Securities	Stock Category
Market Maker	Start Market Making
PAPOUTSANIS (CR)	Main Market
ALPHA FINANCE INVESTMENT SERVICES SINGLE MEMBER SA	19/11/2018
BETA SECURITIES S.A.	25/11/2013
PETROPOULOS PETROS (CR)	Main Market
EUROBANK EQUITIES INVESTMENT FIRM SINGLE MEMBER SA	01/04/2019
PANTELAKIS SECURITIES S.A.	16/03/2020
PIRAEUS FINANCIAL HOLD (CR)	Main Market
ALPHA FINANCE INVESTMENT SERVICES SINGLE MEMBER SA	15/04/2019
EUROBANK EQUITIES INVESTMENT FIRM SINGLE MEMBER SA	22/10/2006
EUROXX SECURITIES S.A.	15/02/2016
GREENPOST TRADING EUROPE LTD	12/06/2023
HELLENIC AMERICAN SECURITIES S.A.	25/07/2014
LEON DEPOLAS SECURITIES S.A.	30/11/2018
MERIT SECURITIES S.A	16/09/2013
NATIONAL SECURITIES SINGLE MEMBER SA	02/01/1900
PIRAEUS SECURITIES S. A.	16/02/2009
PPC (CR)	Main Market
ALPHA FINANCE INVESTMENT SERVICES SINGLE MEMBER SA	09/01/2006
BETA SECURITIES S.A.	01/02/2021
EUROBANK EQUITIES INVESTMENT FIRM SINGLE MEMBER SA	22/10/2006
GREENPOST TRADING EUROPE LTD	12/06/2023
HELLENIC AMERICAN SECURITIES S.A.	01/09/2014
MERIT SECURITIES S.A	06/11/2017
NATIONAL SECURITIES SINGLE MEMBER SA	02/01/1900
PIRAEUS SECURITIES S. A.	28/09/2009
PREMIA (CR)	Main Market
BETA SECURITIES S.A.	01/06/2021
LEON DEPOLAS SECURITIES S.A.	05/12/2022
PANTELAKIS SECURITIES S.A.	23/12/2021
PROFILE SA (CR)	Main Market
OPTIMA BANK S.A.	03/04/2023
PANTELAKIS SECURITIES S.A.	01/07/2019
QUALITY & RELIABILITY SA (CR)	Main Market
OPTIMA BANK S.A.	03/01/2023
QUEST HOLDINGS (CR)	Main Market
BETA SECURITIES S.A.	26/03/2018
EUROBANK EQUITIES INVESTMENT FIRM SINGLE MEMBER SA	28/01/2019
REVOIL (CR)	Main Market
BETA SECURITIES S.A.	26/06/2023
SIDMA STEEL (CR)	Main Market
OPTIMA BANK S.A.	25/05/2023
SPACE HELLAS SA (CR)	Main Market
MERIT SECURITIES S.A	09/12/2022
TECHNICAL OLYMPIC SA (CR)	Main Market
OPTIMA BANK S.A.	05/07/2023
TERNA ENERGY (CR)	Main Market
EUROBANK EQUITIES INVESTMENT FIRM SINGLE MEMBER SA	24/05/2021
PIRAEUS SECURITIES S. A.	09/12/2019
THRACE PLASTICS SA (CR)	Main Market
ALPHA FINANCE INVESTMENT SERVICES SINGLE MEMBER SA	26/03/2018
EUROBANK EQUITIES INVESTMENT FIRM SINGLE MEMBER SA	26/03/2018
TITAN CEMENT (CB)	Main Market
BETA SECURITIES S.A.	01/02/2021
EUROBANK EQUITIES INVESTMENT FIRM SINGLE MEMBER SA	06/11/2019
PIRAEUS SECURITIES S. A.	18/01/2021
TRADE ESTATES REIC (CR)	Main Market
EUROBANK EQUITIES INVESTMENT FIRM SINGLE MEMBER SA	08/11/2023
EUROBANK EQUITIES INVESTMENT FIRM SINGLE MEMBER SA	10/11/2023
PANTELAKIS SECURITIES S.A.	08/11/2023
PANTELAKIS SECURITIES S.A.	10/11/2023
TZIRAKIAN PROFIL (CR)	Main Market
LEON DEPOLAS SECURITIES S.A.	19/07/2021
VIOHALCO SA/NV (CB)	Main Market
ALPHA FINANCE INVESTMENT SERVICES SINGLE MEMBER SA	11/03/2008
EUROBANK EQUITIES INVESTMENT FIRM SINGLE MEMBER SA	04/03/2014
MERIT SECURITIES S.A	17/03/2014

Underlying Asset				Derivatives Market													
Price max	Price min	Closing price	change	Delivery Month	Open price	Price max	Price min	Last price	Closing price	Last Bid	Last Ask	Fixing price*	Life high	Life low	Trades	Volume	Open Interest
FTSE/Athex Large Cap				(Trade Unit: 1 Index Point x 2E, Cash Settlement)													
3,286.84	3,233.55	3,234.43	-1.59%	January 2024	3,268.00	3,268.00	3,228.75	3,240.00	3,240.00	---	---		3,292.50	---	168	1,767	3,094
				February 2024	3,270.00	3,274.25	3,234.50	3,234.50	3,234.50	---	---		3,365.25	---	193	1,739	1,531
				March 2024	---	---	---	---	3,297.75	---	---		---	---	---	---	---
				June 2024	---	---	---	---	3,315.75	---	---		---	---	---	---	---
				September 2024	---	---	---	---	3,332.25	---	---		---	---	---	---	---
				December 2024	---	---	---	---	3,349.00	---	---		---	---	---	---	---
FTSE/Athex Banks				(Trade Unit: 1 Index Point x 15E, Cash Settlement)													
1,144.49	1,114.19	1,119.53	-2.18%	March 2024	1,142.75	1,142.75	1,125.00	1,126.75	1,126.75	---	---		1,160.25	---	6	63	1,293
				June 2024	---	---	---	---	1,154.50	---	---		---	---	---	---	---
				September 2024	---	---	---	---	1,160.25	---	---		---	---	---	---	---
				December 2024	---	---	---	---	1,166.00	---	---		---	---	---	---	---
MSCI GREECE REBASED				(Trade Unit: 1 Index Point x 2E, Cash Settlement)													
5,273.57	5,171.59	5,178.19	-1.81%	January 2024	---	---	---	---	5,240.50	---	---		5,079.00	---	---	---	83
				February 2024	---	---	---	---	5,283.00	---	---		---	---	---	---	---
				March 2024	---	---	---	---	5,291.25	---	---		---	---	---	---	---
				April 2024	---	---	---	---	5,301.50	---	---		---	---	---	---	---
				May 2024	---	---	---	---	5,309.50	---	---		---	---	---	---	---
				June 2024	---	---	---	---	5,319.75	---	---		---	---	---	---	---
				September 2024	---	---	---	---	5,346.50	---	---		---	---	---	---	---
				December 2024	---	---	---	---	5,373.25	---	---		---	---	---	---	---

Derivatives notes

Fixing prices and final open positions can be retrieved from the following path <http://www.helex.gr/el/web/guest/statistics-end-of-day-derivatives>

Underlying Asset				Derivatives Market													
Price max	Price min	Closing price	change	Delivery Month	Open price	Price max	Price min	Last price	Closing price	Last Bid	Last Ask	Fixing price*	Life high	Life low	Trades	Volume	Open Interest
ADMIE (IPTO) HOLDING S.A. (CR)				(Contract Size: 100 Securities, Physical Delivery)													
2.21	2.17	2.185	-1.13%	March 2024	2.20	2.20	2.18	2.18	2.18	---	---	---	2.35	---	10	180	23,963
				June 2024	---	---	---	---	2.24	---	---	---	2.24	---	---	---	1
				September 2024	---	---	---	---	2.24	---	---	---	---	---	---	---	---
				December 2024	---	---	---	---	2.25	---	---	---	---	---	---	---	---
AEGEAN AIRLINES (CR)				(Contract Size: 100 Securities, Physical Delivery)													
11.62	11.38	11.38	-2.06%	March 2024	11.62	11.62	11.46	11.46	11.46	---	---	---	12.14	---	23	114	7,277
				June 2024	---	---	---	---	11.72	---	---	---	---	---	---	---	---
				September 2024	---	---	---	---	11.78	---	---	---	---	---	---	---	---
				December 2024	---	---	---	---	11.84	---	---	---	---	---	---	---	---
ALPHA SERVICES HOLD (CR)				(Contract Size: 100 Securities, Physical Delivery)													
1.59	1.553	1.563	-2.22%	March 2024	1.59	1.60	1.56	1.57	1.57	---	---	---	1.64	---	204	7,031	165,070
				June 2024	---	---	---	---	1.57	---	---	---	1.47	---	---	---	---
				September 2024	---	---	---	---	1.62	---	---	---	---	---	---	---	---
				December 2024	---	---	---	---	1.63	---	---	---	---	---	---	---	---
AUTOHELLAS SA (CR)				(Contract Size: 100 Securities, Physical Delivery)													
13.44	13.22	13.4	0.00%	March 2024	---	---	---	---	13.35	---	---	---	13.46	---	---	---	254
				June 2024	---	---	---	---	13.52	---	---	---	---	---	---	---	---
				September 2024	---	---	---	---	13.59	---	---	---	---	---	---	---	---
				December 2024	---	---	---	---	13.65	---	---	---	---	---	---	---	---
AVAX S.A. (CR)				(Contract Size: 100 Securities, Physical Delivery)													
1.738	1.694	1.7	-1.73%	March 2024	1.72	1.72	1.71	1.71	1.71	---	---	---	1.96	---	4	8	1,272
				June 2024	---	---	---	---	1.75	---	---	---	---	---	---	---	---
				September 2024	---	---	---	---	1.75	---	---	---	---	---	---	---	---
				December 2024	---	---	---	---	1.76	---	---	---	---	---	---	---	---
CC HBC AG (CR)				(Contract Size: 100 Securities, Physical Delivery)													
27.6	27.3	27.33	-0.65%	March 2024	---	---	---	---	27.70	---	---	---	27.63	---	---	---	295
				June 2024	---	---	---	---	27.75	---	---	---	---	---	---	---	---
				September 2024	---	---	---	---	27.89	---	---	---	---	---	---	---	---
				December 2024	---	---	---	---	28.03	---	---	---	---	---	---	---	---
CENERGY HOLDINGS (CB)				(Contract Size: 100 Securities, Physical Delivery)													
7.49	7.33	7.4	-1.73%	March 2024	7.46	7.46	7.37	7.37	7.37	---	---	---	7.60	---	17	125	4,565
				June 2024	---	---	---	---	7.60	---	---	---	---	---	---	---	---
				September 2024	---	---	---	---	7.63	---	---	---	---	---	---	---	---
				December 2024	---	---	---	---	7.67	---	---	---	---	---	---	---	---

Derivatives notes

Fixing prices and final open positions can be retrieved from the following path <http://www.helex.gr/el/web/guest/statistics-end-of-day-derivatives>

Underlying Asset				Derivatives Market													
Price max	Price min	Closing price	change	Delivery Month	Open price	Price max	Price min	Last price	Closing price	Last Bid	Last Ask	Fixing price*	Life high	Life low	Trades	Volume	Open Interest
ELLAKTOR (CR)				(Contract Size: 100 Securities, Physical Delivery)													
2.55	2.46	2.46	-3.72%	March 2024	2.53	2.53	2.49	2.49	2.49	---	---	---	2.79	---	17	63	1,931
				June 2024	---	---	---	---	2.58	---	---	---	---	---	---	---	---
				September 2024	---	---	---	---	2.59	---	---	---	---	---	---	---	---
				December 2024	---	---	---	---	2.60	---	---	---	---	---	---	---	---
ELVALHALCOR (CR)				(Contract Size: 100 Securities, Physical Delivery)													
2.255	2.17	2.19	-1.35%	March 2024	2.26	2.28	2.20	2.22	2.22	---	---	---	2.31	---	41	231	4,052
				June 2024	---	---	---	---	2.24	---	---	---	---	---	---	---	---
				September 2024	---	---	---	---	2.25	---	---	---	---	---	---	---	---
				December 2024	---	---	---	---	2.26	---	---	---	---	---	---	---	---
EUROBANK HOLDINGS (CR)				(Contract Size: 100 Securities, Physical Delivery)													
1.7285	1.695	1.7185	-0.55%	March 2024	1.72	1.74	1.70	1.72	1.72	---	---	---	1.77	---	112	4,711	32,049
				June 2024	---	---	---	---	1.74	---	---	---	---	---	---	---	---
				September 2024	---	---	---	---	1.75	---	---	---	---	---	---	---	---
				December 2024	---	---	---	---	1.76	---	---	---	---	---	---	---	---
EYDAP S.A. (CR)				(Contract Size: 100 Securities, Physical Delivery)													
6.09	5.97	6.03	-0.82%	March 2024	6.13	6.13	6.04	6.04	6.04	---	---	---	6.35	---	19	94	3,711
				June 2024	---	---	---	---	6.13	---	---	---	---	---	---	---	---
				September 2024	---	---	---	---	6.16	---	---	---	---	---	---	---	---
				December 2024	---	---	---	---	6.19	---	---	---	---	---	---	---	---
FOURLIS (CR)				(Contract Size: 100 Securities, Physical Delivery)													
4.16	4.035	4.04	-2.18%	March 2024	4.16	4.16	4.09	4.11	4.11	---	---	---	4.46	---	4	11	1,010
				June 2024	---	---	---	---	4.17	---	---	---	---	---	---	---	---
				September 2024	---	---	---	---	4.19	---	---	---	---	---	---	---	---
				December 2024	---	---	---	---	4.21	---	---	---	---	---	---	---	---
GEK TERNA (CR)				(Contract Size: 100 Securities, Physical Delivery)													
14.24	13.86	14	-1.27%	March 2024	14.36	14.36	14.02	14.10	14.10	---	---	---	14.50	---	63	466	7,838
				June 2024	---	---	---	---	14.30	---	---	---	---	---	---	---	---
				September 2024	---	---	---	---	14.38	---	---	---	---	---	---	---	---
				December 2024	---	---	---	---	14.45	---	---	---	---	---	---	---	---
HELLENIC EXCHANGES-A.S.E. (CR)				(Contract Size: 100 Securities, Physical Delivery)													
5.46	5.26	5.26	-3.66%	March 2024	5.39	5.39	5.30	5.31	5.31	---	---	---	5.72	---	44	127	8,724
				June 2024	---	---	---	---	5.51	---	---	---	---	---	---	---	---
				September 2024	---	---	---	---	5.54	---	---	---	---	---	---	---	---
				December 2024	---	---	---	---	5.56	---	---	---	---	---	---	---	---

Derivatives notes

Fixing prices and final open positions can be retrieved from the following path <http://www.helex.gr/el/web/guest/statistics-end-of-day-derivatives>

Underlying Asset				Derivatives Market													
Price max	Price min	Closing price	change	Delivery Month	Open price	Price max	Price min	Last price	Closing price	Last Bid	Last Ask	Fixing price*	Life high	Life low	Trades	Volume	Open Interest
HELLENiQ ENERGY (CR)				(Contract Size: 100 Securities, Physical Delivery)													
7.16	7.05	7.08	-1.26%	March 2024	7.19	7.19	7.08	7.10	7.10	---	---	---	7.88	---	66	440	6,053
				June 2024	---	---	---	---	7.23	---	---	---	---	---	---	---	---
				September 2024	---	---	---	---	7.27	---	---	---	---	---	---	---	---
				December 2024	---	---	---	---	7.31	---	---	---	---	---	---	---	---
INTRACOM HOLDINGS (CR)				(Contract Size: 100 Securities, Physical Delivery)													
3.2	3.155	3.18	-0.63%	March 2024	3.22	3.22	3.19	3.20	3.20	---	---	---	3.57	---	23	74	6,150
				June 2024	---	---	---	---	3.23	---	---	---	---	---	---	---	---
				September 2024	---	---	---	---	3.24	---	---	---	---	---	---	---	---
				December 2024	---	---	---	---	3.26	---	---	---	---	---	---	---	---
INTRAKAT (CR)				(Contract Size: 100 Securities, Physical Delivery)													
4.87	4.745	4.85	1.04%	March 2024	4.74	4.84	4.72	4.77	4.77	---	---	---	5.00	---	42	506	4,087
				June 2024	---	---	---	---	4.84	---	---	---	---	---	---	---	---
				September 2024	---	---	---	---	4.87	---	---	---	---	---	---	---	---
				December 2024	---	---	---	---	4.89	---	---	---	---	---	---	---	---
JUMBO SA (CR)				(Contract Size: 100 Securities, Physical Delivery)													
25.14	24.72	24.72	-1.67%	March 2024	24.92	24.95	24.80	24.80	24.80	---	---	---	26.56	---	10	48	1,154
				June 2024	---	---	---	---	25.36	---	---	---	---	---	---	---	---
				September 2024	---	---	---	---	25.49	---	---	---	---	---	---	---	---
				December 2024	---	---	---	---	25.61	---	---	---	---	---	---	---	---
LAMDA DEVELOPMENT SA (CR)				(Contract Size: 100 Securities, Physical Delivery)													
7.2	7.13	7.19	0.70%	March 2024	7.16	7.26	7.16	7.25	7.25	---	---	---	7.30	---	25	149	5,991
				June 2024	---	---	---	---	7.20	---	---	---	---	---	---	---	---
				September 2024	---	---	---	---	7.24	---	---	---	---	---	---	---	---
				December 2024	---	---	---	---	7.27	---	---	---	---	---	---	---	---
MIG (CR)				(Contract Size: 100 Securities, Physical Delivery)													
4.7	4.6	4.7	1.95%	March 2024	---	---	---	---	4.61	---	---	---	5.30	---	---	---	84
				June 2024	---	---	---	---	4.65	---	---	---	---	---	---	---	---
				September 2024	---	---	---	---	4.67	---	---	---	---	---	---	---	---
				December 2024	---	---	---	---	4.70	---	---	---	---	---	---	---	---
MOTOR OIL (CR)				(Contract Size: 100 Securities, Physical Delivery)													
24.7	24.14	24.28	-1.30%	March 2024	24.56	24.56	24.49	24.49	24.49	---	---	---	25.16	---	4	7	542
				June 2024	---	---	---	---	24.82	---	---	---	---	---	---	---	---
				September 2024	---	---	---	---	24.94	---	---	---	---	---	---	---	---
				December 2024	---	---	---	---	25.06	---	---	---	---	---	---	---	---

Derivatives notes

Fixing prices and final open positions can be retrieved from the following path <http://www.helex.gr/el/web/guest/statistics-end-of-day-derivatives>

Underlying Asset				Derivatives Market													
Price max	Price min	Closing price	change	Delivery Month	Open price	Price max	Price min	Last price	Closing price	Last Bid	Last Ask	Fixing price*	Life high	Life low	Trades	Volume	Open Interest
MYTILINEOS (CR)				(Contract Size: 100 Securities, Physical Delivery)													
38.3	37.72	37.88	-1.35%	March 2024	38.59	38.62	38.00	38.00	38.00	---	---	---	38.66	---	56	154	3,487
				June 2024	---	---	---	---	38.74	---	---	---	---	---	---	---	---
				September 2024	---	---	---	---	38.93	---	---	---	---	---	---	---	---
				December 2024	---	---	---	---	39.13	---	---	---	---	---	---	---	---
NATIONAL BANK (CR)				(Contract Size: 100 Securities, Physical Delivery)													
6.97	6.762	6.8	-2.72%	March 2024	6.94	6.95	6.78	6.81	6.81	---	---	---	7.05	---	133	1,044	16,732
				June 2024	---	---	---	---	7.05	---	---	---	---	---	---	---	---
				September 2024	---	---	---	---	7.09	---	---	---	---	---	---	---	---
				December 2024	---	---	---	---	7.12	---	---	---	---	---	---	---	---
OPAP (CR)				(Contract Size: 100 Securities, Physical Delivery)													
15.93	15.7	15.71	-0.88%	March 2024	15.90	15.95	15.66	15.66	15.66	---	---	---	16.10	---	11	26	1,352
				June 2024	---	---	---	---	15.99	---	---	---	---	---	---	---	---
				September 2024	---	---	---	---	16.07	---	---	---	---	---	---	---	---
				December 2024	---	---	---	---	16.15	---	---	---	---	---	---	---	---
OPTIMA BANK (CR)				(Contract Size: 100 Securities, Physical Delivery)													
7.51	7.32	7.48	0.13%	March 2024	7.29	7.43	7.29	7.43	7.43	---	---	---	7.78	---	5	25	93
				June 2024	---	---	---	---	7.54	---	---	---	---	---	---	---	---
				September 2024	---	---	---	---	7.57	---	---	---	---	---	---	---	---
				December 2024	---	---	---	---	7.61	---	---	---	---	---	---	---	---
OTE (CR)				(Contract Size: 100 Securities, Physical Delivery)													
13.2	12.98	12.98	-1.67%	March 2024	13.20	13.20	13.00	13.00	13.00	---	---	---	13.69	---	38	153	8,085
				June 2024	---	---	---	---	13.32	---	---	---	---	---	---	---	---
				September 2024	---	---	---	---	13.38	---	---	---	---	---	---	---	---
				December 2024	---	---	---	---	13.45	---	---	---	---	---	---	---	---
P.P.A. S.A. (CR)				(Contract Size: 100 Securities, Physical Delivery)													
24.5	24.35	24.4	0.00%	March 2024	24.38	24.40	24.38	24.38	24.38	---	---	---	24.88	---	3	6	123
				June 2024	---	---	---	---	24.61	---	---	---	---	---	---	---	---
				September 2024	---	---	---	---	24.74	---	---	---	---	---	---	---	---
				December 2024	---	---	---	---	24.86	---	---	---	---	---	---	---	---
PIRAEUS FINANCIAL HOLD (CR)				(Contract Size: 100 Securities, Physical Delivery)													
3.42	3.3	3.3	-3.90%	March 2024	3.45	3.45	3.30	3.33	3.33	---	---	---	3.55	---	486	9,864	85,201
				June 2024	---	---	---	---	3.46	---	---	---	---	---	---	---	---
				September 2024	---	---	---	---	3.48	---	---	---	---	---	---	---	---
				December 2024	---	---	---	---	3.50	---	---	---	---	---	---	---	---

Derivatives notes

Fixing prices and final open positions can be retrieved from the following path <http://www.helex.gr/el/web/guest/statistics-end-of-day-derivatives>

Underlying Asset				Derivatives Market													
Price max	Price min	Closing price	change	Delivery Month	Open price	Price max	Price min	Last price	Closing price	Last Bid	Last Ask	Fixing price*	Life high	Life low	Trades	Volume	Open Interest
PPC (CR)				(Contract Size: 100 Securities, Physical Delivery)													
12.35	12.1	12.11	-1.94%	March 2024	12.38	12.38	12.15	12.17	12.17	---	---	---	12.55	---	161	859	28,440
				June 2024	---	---	---	---	12.46	---	---	---	---	---	---	---	---
				September 2024	---	---	---	---	12.52	---	---	---	---	---	---	---	---
				December 2024	---	---	---	---	12.58	---	---	---	---	---	---	---	---
QUEST HOLDINGS (CR)				(Contract Size: 100 Securities, Physical Delivery)													
5.55	5.44	5.55	0.91%	March 2024	5.50	5.50	5.49	5.49	5.49	---	---	---	5.70	---	3	9	103
				June 2024	---	---	---	---	5.55	---	---	---	---	---	---	---	---
				September 2024	---	---	---	---	5.58	---	---	---	---	---	---	---	---
				December 2024	---	---	---	---	5.60	---	---	---	---	---	---	---	---
TERNA ENERGY (CR)				(Contract Size: 100 Securities, Physical Delivery)													
16.19	15.73	15.73	-1.75%	March 2024	16.11	16.17	15.87	15.90	15.90	---	---	---	16.55	---	41	76	16,656
				June 2024	---	---	---	---	16.15	---	---	---	---	---	---	---	---
				September 2024	---	---	---	---	16.23	---	---	---	---	---	---	---	---
				December 2024	---	---	---	---	16.31	---	---	---	---	---	---	---	---
TITAN CEMENT (CB)				(Contract Size: 100 Securities, Physical Delivery)													
22	21.5	21.65	-2.26%	March 2024	21.62	21.62	21.62	21.62	21.62	---	---	---	22.37	---	1	1	429
				June 2024	---	---	---	---	22.34	---	---	---	---	---	---	---	---
				September 2024	---	---	---	---	22.46	---	---	---	---	---	---	---	---
				December 2024	---	---	---	---	22.57	---	---	---	---	---	---	---	---
VIOHALCO SA/NV (CB)				(Contract Size: 100 Securities, Physical Delivery)													
6.29	6.16	6.28	0.64%	March 2024	6.20	6.33	6.18	6.28	6.28	---	---	---	6.33	---	83	304	5,259
				June 2024	---	---	---	---	6.29	---	---	---	---	---	---	---	---
				September 2024	---	---	---	---	6.33	---	---	---	---	---	---	---	---
				December 2024	---	---	---	---	6.36	---	---	---	---	---	---	---	---

Derivatives notes

Fixing prices and final open positions can be retrieved from the following path <http://www.helex.gr/el/web/guest/statistics-end-of-day-derivatives>

FTSE/Athex Large Cap

(Trade Unit: 1 Index Point x 2€ - Exercise Style: European, Cash Settlement)

Exercise Price	Call Options														Put Options																			
	January 2024							February 2024							Other Months		January 2024							February 2024							Other Months		Exercise Price	
	Open price	Price max	Price min	Last price	Closing price	Volume	Open Interest	Open price	Price max	Price min	Last price	Closing price	Volume	Open Interest	Volume	Open Interest	Open price	Price max	Price min	Last price	Closing price	Volume	Open Interest	Open price	Price max	Price min	Last price	Closing price	Volume	Open Interest	Volume	Open Interest		
2,200	-	-	-	-	-	-	-	-	-	-	-	-	-	-	-	-	-	-	-	-	-	-	-	-	-	-	-	-	-	-	-	-		2,200
2,250	-	-	-	-	-	-	-	-	-	-	-	-	-	-	-	-	-	-	-	-	-	-	-	-	-	-	-	-	-	-	-	-	2,250	
2,300	-	-	-	-	-	-	-	-	-	-	-	-	-	-	-	-	-	-	-	-	-	-	-	-	-	-	-	-	-	-	-	-	2,300	
2,350	-	-	-	-	-	-	-	-	-	-	-	-	-	-	-	-	-	-	-	-	-	-	-	-	-	-	-	-	-	-	-	-	2,350	
2,400	-	-	-	-	-	-	-	-	-	-	-	-	-	-	-	-	-	-	-	-	-	-	-	-	-	-	-	-	-	-	-	-	2,400	
2,450	-	-	-	-	-	-	-	-	-	-	-	-	-	-	-	-	-	-	-	-	-	-	-	-	-	-	-	-	-	-	-	-	2,450	
2,500	-	-	-	-	-	-	-	-	-	-	-	-	-	-	-	-	-	-	-	-	-	-	-	-	-	-	-	-	-	-	-	-	2,500	
2,550	-	-	-	-	-	-	-	-	-	-	-	-	-	-	-	-	-	-	-	-	-	-	-	-	-	-	-	-	-	-	-	-	2,550	
2,600	-	-	-	-	-	-	-	-	-	-	-	-	-	-	-	-	-	-	-	-	-	-	-	-	-	-	-	-	-	-	-	-	2,600	
2,650	0.00	0.00	0.00	-	636.00	-	-	-	-	-	-	-	-	-	-	-	0.00	0.00	0.00	-	0.01	-	-	-	-	-	-	-	-	-	-	-	2,650	
2,700	0.00	0.00	0.00	-	586.00	-	-	-	-	-	-	-	-	-	-	-	0.00	0.00	0.00	-	0.02	-	-	-	-	-	-	-	-	-	-	-	2,700	
2,750	0.00	0.00	0.00	-	536.00	-	-	-	-	-	-	-	-	-	-	-	0.00	0.00	0.00	-	0.01	-	-	-	-	-	-	-	-	-	-	-	2,750	
2,800	0.00	0.00	0.00	-	486.00	-	-	0.00	0.00	0.00	-	491.00	-	-	-	0.00	0.00	0.00	-	0.02	-	-	0.00	0.00	0.00	-	0.14	-	-	-	-	2,800		
2,850	0.00	0.00	0.00	-	436.00	-	-	0.00	0.00	0.00	-	441.00	-	-	-	0.00	0.00	0.00	-	0.11	-	-	0.00	0.00	0.00	-	0.38	-	-	-	-	2,850		
2,900	0.00	0.00	0.00	-	386.00	-	-	0.00	0.00	0.00	-	392.00	-	-	-	0.00	0.00	0.00	-	0.01	-	-	0.00	0.00	0.00	-	0.94	-	-	-	-	2,900		
2,950	0.00	0.00	0.00	-	336.00	-	-	0.00	0.00	0.00	-	343.00	-	-	-	0.00	0.00	0.00	-	0.01	-	-	0.00	0.00	0.00	-	2.10	-	-	-	-	2,950		
3,000	0.00	0.00	0.00	-	286.00	-	42	0.00	0.00	0.00	-	295.00	-	-	-	0.00	0.00	0.00	-	0.01	-	40	0.00	0.00	0.00	-	4.30	-	-	-	-	3,000		
3,050	0.00	0.00	0.00	-	236.00	-	70	0.00	0.00	0.00	-	249.00	-	80	-	0.00	0.00	0.00	-	0.01	-	26	0.00	0.00	0.00	-	8.20	-	28	-	-	3,050		
3,100	0.00	0.00	0.00	-	186.00	-	4	0.00	0.00	0.00	-	206.00	-	41	-	0.00	0.00	0.00	-	0.03	-	64	0.00	0.00	0.00	-	14.50	-	4	-	-	3,100		
3,150	0.00	0.00	0.00	-	137.00	-	47	138.00	138.00	138.00	138.00	138.00	20	60	-	0.00	0.00	0.00	-	0.39	-	110	0.00	0.00	0.00	-	24.25	-	60	-	-	3,150		
3,200	0.00	0.00	0.00	-	89.00	-	25	0.00	0.00	0.00	-	130.00	-	40	-	6.90	0.00	6.50	7.00	7.00	9	176	0.00	0.00	0.00	-	38.25	-	100	-	-	3,200		
3,250	24.00	24.00	22.25	22.50	22.50	83	18	72.00	72.00	72.00	72.00	72.00	1	-	-	21.25	24.00	21.25	21.25	21.25	5	21	0.00	0.00	0.00	-	57.00	-	1	-	-	3,250		
3,300	0.00	0.00	0.00	-	20.00	-	2	0.00	0.00	0.00	-	72.00	-	-	-	0.00	0.00	0.00	-	33.75	-	1	0.00	0.00	0.00	-	80.50	-	20	-	-	3,300		
3,350	0.00	0.00	0.00	-	5.90	-	-	0.00	0.00	0.00	-	51.00	-	40	-	0.00	0.00	0.00	-	69.50	-	-	0.00	0.00	0.00	-	110.00	-	-	-	-	3,350		
3,400	0.00	0.00	0.00	-	1.20	-	-	0.00	0.00	0.00	-	35.00	-	-	-	0.00	0.00	0.00	-	115.00	-	-	0.00	0.00	0.00	-	143.00	-	-	-	-	3,400		
3,450	0.00	0.00	0.00	-	0.16	-	-	0.00	0.00	0.00	-	23.25	-	-	-	0.00	0.00	0.00	-	164.00	-	-	0.00	0.00	0.00	-	181.00	-	-	-	-	3,450		
3,500	0.00	0.00	0.00	-	0.01	-	-	0.00	0.00	0.00	-	14.75	-	-	-	0.00	0.00	0.00	-	214.00	-	-	0.00	0.00	0.00	-	223.00	-	-	-	-	3,500		
3,550	-	-	-	-	-	-	-	0.00	0.00	0.00	-	9.00	-	-	-	-	-	-	-	-	-	-	-	-	-	-	-	-	-	-	-	-	3,550	
Totals:						83	208						21	261	0	0							14	438							0	213	0	0
Number of Trades:							5						2			0							4								0			0

ALPHA SERVICES HOLD (CR)

(Contract Size: 100 Securities, Exercise Style: American, Physical Delivery)

Call Options																Put Options																
Exercise Price	January 2024						February 2024						Other Months		January 2024						February 2024						Other Months		Exercise Price			
	Open price	Price max	Price min	Last price	Closing price	Volume	Open Interest	Open price	Price max	Price min	Last price	Closing price	Volume	Open Interest	Volume	Open Interest	Open price	Price max	Price min	Last price	Closing price	Volume	Open Interest	Open price	Price max	Price min	Last price	Closing price		Volume	Open Interest	Volume
0.800						-	-						-	-								-	-									0.008
0.850						-	-						-	-								-	-									0.009
0.900	0.000	0.000	0.000		0.700	-	-						-	-			0.000	0.000	0.000		0.001	-	-									0.009
0.950	0.000	0.000	0.000		0.650	-	-						-	-			0.000	0.000	0.000		0.001	-	-									0.010
1.000	0.000	0.000	0.000		0.600	-	-	0.000	0.000	0.000		0.602	-	-			0.000	0.000	0.000		0.001	-	-	0.000	0.000	0.000		0.001	-	-		0.010
1.100	0.000	0.000	0.000		0.500	-	-	0.000	0.000	0.000		0.502	-	-			0.000	0.000	0.000		0.001	-	-	0.000	0.000	0.000		0.001	-	-		0.011
1.200	0.000	0.000	0.000		0.400	-	-	0.000	0.000	0.000		0.402	-	-			0.000	0.000	0.000		0.001	-	-	0.000	0.000	0.000		0.001	-	-		0.012
1.300	0.000	0.000	0.000		0.300	-	-	0.000	0.000	0.000		0.304	-	-			0.000	0.000	0.000		0.001	-	-	0.000	0.000	0.000		0.001	-	-		0.013
1.400	0.000	0.000	0.000		0.201	-	-	0.000	0.000	0.000		0.210	-	-			0.000	0.000	0.000		0.001	-	-	0.000	0.000	0.000		0.008	-	-		0.014
1.500	0.000	0.000	0.000		0.110	-	-	0.000	0.000	0.000		0.130	-	-			0.000	0.000	0.000		0.010	-	-	0.000	0.000	0.000		0.027	-	-		0.015
1.600	0.000	0.000	0.000		0.043	-	-	0.000	0.000	0.000		0.069	-	-			0.000	0.000	0.000		0.043	-	-	0.000	0.000	0.000		0.067	-	-		0.016
1.700	0.000	0.000	0.000		0.011	-	-	0.000	0.000	0.000		0.032	-	-			0.000	0.000	0.000		0.111	-	-	0.000	0.000	0.000		0.129	-	-		0.017
1.800	0.000	0.000	0.000		0.002	-	-	0.000	0.000	0.000		0.013	-	-			0.000	0.000	0.000		0.202	-	-	0.000	0.000	0.000		0.210	-	-		0.018
1.900	0.000	0.000	0.000		0.002	-	-	0.000	0.000	0.000		0.004	-	-			0.000	0.000	0.000		0.300	-	-	0.000	0.000	0.000		0.303	-	-		0.019
2.000	0.000	0.000	0.000		0.001	-	-	0.000	0.000	0.000		0.001	-	-			0.000	0.000	0.000		0.400	-	-	0.000	0.000	0.000		0.400	-	-		0.020
2.200	0.000	0.000	0.000		0.001	-	-	0.000	0.000	0.000		0.001	-	-			0.000	0.000	0.000		0.600	-	-	0.000	0.000	0.000		0.600	-	-		0.022
2.400						-	-						-	-								-	-									0.024
Totals:						0	0					0	0		0	0					0	0							0	0		0
Number of Trades:						0						0		0							0.00							0		0		

NATIONAL BANK (CR)

(Contract Size: 100 Securities, Exercise Style: American, Physical Delivery)

Call Options														Put Options																				
January 2024							February 2024							Other Months		January 2024							February 2024							Other Months		Exercise Price		
Exercise Price	Open price	Price max	Price min	Last price	Closing price	Volume	Open Interest	Open price	Price max	Price min	Last price	Closing price	Volume	Open Interest	Volume	Open Interest	Open price	Price max	Price min	Last price	Closing price	Volume	Open Interest	Open price	Price max	Price min	Last price	Closing price	Volume	Open Interest	Volume		Open Interest	
3.200						-	-							-	-																			0.032
3.400						-	-							-	-																			0.034
3.600	0.000	0.000	0.000		3.39	-	-							-	-		0.000	0.000	0.000		0.001	-	-										0.036	
3.800	0.000	0.000	0.000		3.19	-	-							-	-		0.000	0.000	0.000		0.001	-	-										0.038	
4.000	0.000	0.000	0.000		2.99	-	-	0.000	0.000	0.000		3.00	-	-		0.000	0.000	0.000		0.001	-	-	0.000	0.000	0.000	0.000	0.001	-	-				0.040	
4.400	0.000	0.000	0.000		2.59	-	-	0.000	0.000	0.000		2.60	-	-		0.000	0.000	0.000		0.001	-	-	0.000	0.000	0.000	0.000	0.001	-	-				0.044	
4.800	0.000	0.000	0.000		2.19	-	-	0.000	0.000	0.000		2.20	-	-		0.000	0.000	0.000		0.001	-	-	0.000	0.000	0.000	0.000	0.001	-	-				0.048	
5.200	0.000	0.000	0.000		1.79	-	-	0.000	0.000	0.000		1.80	-	-		0.000	0.000	0.000		0.001	-	-	0.000	0.000	0.000	0.000	0.001	-	-				0.052	
5.600	0.000	0.000	0.000		1.39	-	-	0.000	0.000	0.000		1.40	-	-		0.000	0.000	0.000		0.001	-	3	0.000	0.000	0.000	0.000	0.005	-	-				0.056	
6.000	0.000	0.000	0.000		0.991	-	-	0.000	0.000	0.000		1.02	-	-		0.000	0.000	0.000		0.001	-	430	0.000	0.000	0.000	0.000	0.023	-	-				0.060	
6.400	0.000	0.000	0.000		0.592	-	26	0.000	0.000	0.000		0.683	-	-		0.000	0.000	0.000		0.001	-	-	0.000	0.000	0.000	0.000	0.082	-	-				0.064	
6.800	0.000	0.000	0.000		0.230	-	11	0.000	0.000	0.000		0.408	-	-		0.000	0.000	0.000		0.038	-	-	0.000	0.000	0.000	0.000	0.207	-	-				0.068	
7.200	0.000	0.000	0.000		0.037	-	-	0.000	0.000	0.000		0.216	-	-		0.000	0.000	0.000		0.245	-	-	0.000	0.000	0.000	0.000	0.414	-	-				0.072	
7.600	0.000	0.000	0.000		0.002	-	-	0.000	0.000	0.000		0.102	-	-		0.000	0.000	0.000		0.611	-	-	0.000	0.000	0.000	0.000	0.701	-	-				0.076	
8.000	0.000	0.000	0.000		0.002	-	-	0.000	0.000	0.000		0.043	-	-		0.000	0.000	0.000		1.01	-	-	0.000	0.000	0.000	0.000	1.04	-	-				0.080	
8.400	0.000	0.000	0.000		0.001	-	-	0.000	0.000	0.000		0.015	-	-		0.000	0.000	0.000		1.41	-	-	0.000	0.000	0.000	0.000	1.42	-	-				0.084	
8.800	0.000	0.000	0.000		0.001	-	-	0.000	0.000	0.000		0.005	-	-		0.000	0.000	0.000		1.81	-	-	0.000	0.000	0.000	0.000	1.81	-	-				0.088	
Totals:						0	37						0	0	0	0	0					0	433						0	13	0	230		
Number of Trades:						0							0	0	0	0					0.00						0		0					

OPAP (CR)

(Contract Size: 100 Securities, Exercise Style: American, Physical Delivery)

Exercise Price	Call Options													Put Options																				
	January 2024						February 2024						Other Months		January 2024						February 2024						Other Months		Exercise Price					
	Open price	Price max	Price min	Last price	Closing price	Volume	Open Interest	Open price	Price max	Price min	Last price	Closing price	Volume	Open Interest	Volume	Open Interest	Open price	Price max	Price min	Last price	Closing price	Volume	Open Interest	Open price	Price max	Price min	Last price	Closing price		Volume	Open Interest	Volume	Open Interest	
9.600	0.000	0.000	0.000		6.25	-	-	0.000	0.000	0.000		6.27	-	-			0.000	0.000	0.000		0.001	-	-	0.000	0.000	0.000		0.001		-	-			0.096
10.000	0.000	0.000	0.000		5.85	-	-	0.000	0.000	0.000		5.87	-	-			0.000	0.000	0.000		0.001	-	-	0.000	0.000	0.000		0.001	-	-			0.100	
11.000	0.000	0.000	0.000		4.85	-	-	0.000	0.000	0.000		4.87	-	-			0.000	0.000	0.000		0.001	-	-	0.000	0.000	0.000		0.001	-	-			0.110	
12.000	0.000	0.000	0.000		3.85	-	-	0.000	0.000	0.000		3.87	-	-			0.000	0.000	0.000		0.001	-	-	0.000	0.000	0.000		0.001	-	-			0.120	
13.000	0.000	0.000	0.000		2.85	-	-	0.000	0.000	0.000		2.87	-	-			0.000	0.000	0.000		0.002	-	-	0.000	0.000	0.000		0.001	-	-			0.130	
14.000	0.000	0.000	0.000		1.85	-	-	0.000	0.000	0.000		1.89	-	-			0.000	0.000	0.000		0.002	-	-	0.000	0.000	0.000		0.015	-	-			0.140	
15.000	0.000	0.000	0.000		0.856	-	-	0.000	0.000	0.000		1.01	-	-			0.000	0.000	0.000		0.003	-	-	0.000	0.000	0.000		0.129	-	-			0.150	
16.000	0.000	0.000	0.000		0.105	-	2	0.000	0.000	0.000		0.391	-	165			0.000	0.000	0.000		0.252	-	-	0.000	0.000	0.000		0.515	-	-			0.160	
17.000	0.000	0.000	0.000		0.001	-	-	0.000	0.000	0.000		0.103	-	-			0.000	0.000	0.000		1.15	-	-	0.000	0.000	0.000		1.23	-	-			0.170	
18.000	0.000	0.000	0.000		0.001	-	-	0.000	0.000	0.000		0.018	-	-			0.000	0.000	0.000		2.15	-	-	0.000	0.000	0.000		2.15	-	-			0.180	
19.000	0.000	0.000	0.000		0.001	-	-	0.000	0.000	0.000		0.002	-	-			0.000	0.000	0.000		3.15	-	-	0.000	0.000	0.000		3.15	-	-			0.190	
20.000	0.000	0.000	0.000		0.001	-	-	0.000	0.000	0.000		0.001	-	-			0.000	0.000	0.000		4.15	-	-	0.000	0.000	0.000		4.15	-	-			0.200	
22.000	0.000	0.000	0.000		0.001	-	-	0.000	0.000	0.000		0.001	-	-			0.000	0.000	0.000		6.15	-	-	0.000	0.000	0.000		6.15	-	-			0.220	
24.000						-	-																											0.240
Totals:						0	2						0	165	0	0						0	0						0	0	0	0		
Number of Trades:						0							0		0							0.00							0		0			

OTE (CR)

(Contract Size: 100 Securities, Exercise Style: American, Physical Delivery)

Exercise Price	Call Options													Put Options																			
	January 2024						February 2024						Other Months		January 2024						February 2024						Other Months		Exercise Price				
	Open price	Price max	Price min	Last price	Closing price	Volume	Open Interest	Open price	Price max	Price min	Last price	Closing price	Volume	Open Interest	Volume	Open Interest	Open price	Price max	Price min	Last price	Closing price	Volume	Open Interest	Open price	Price max	Price min	Last price	Closing price		Volume	Open Interest	Volume	Open Interest
9.200	0.000	0.000	0.000		4.00	-	-	0.000	0.000	0.000		4.02	-	-			0.000	0.000	0.000		0.001	-	-	0.000	0.000	0.000		0.001		-	-		
9.600	0.000	0.000	0.000		3.60	-	-	0.000	0.000	0.000		3.62	-	-			0.000	0.000	0.000		0.001	-	-	0.000	0.000	0.000		0.001	-	-			0.096
10.000	0.000	0.000	0.000		3.20	-	-	0.000	0.000	0.000		3.22	-	-			0.000	0.000	0.000		0.001	-	-	0.000	0.000	0.000		0.001	-	-			0.100
11.000	0.000	0.000	0.000		2.20	-	-	0.000	0.000	0.000		2.22	-	-			0.000	0.000	0.000		0.001	-	-	0.000	0.000	0.000		0.002	-	-			0.110
12.000	0.000	0.000	0.000		1.20	-	-	0.000	0.000	0.000		1.27	-	-			0.000	0.000	0.000		0.002	-	-	0.000	0.000	0.000		0.046	-	-			0.120
13.000	0.000	0.000	0.000		0.279	-	4	0.000	0.000	0.000		0.519	-	-			0.000	0.000	0.000		0.076	-	1	0.000	0.000	0.000		0.297	-	-			0.130
14.000	0.000	0.000	0.000		0.004	-	-	0.000	0.000	0.000		0.135	-	1			0.000	0.000	0.000		0.802	-	-	0.000	0.000	0.000		0.915	-	-			0.140
15.000	0.000	0.000	0.000		0.001	-	-	0.000	0.000	0.000		0.021	-	-			0.000	0.000	0.000		1.80	-	-	0.000	0.000	0.000		1.81	-	-			0.150
16.000	0.000	0.000	0.000		0.001	-	-	0.000	0.000	0.000		0.002	-	-			0.000	0.000	0.000		2.80	-	-	0.000	0.000	0.000		2.80	-	-			0.160
17.000	0.000	0.000	0.000		0.001	-	-	0.000	0.000	0.000		0.001	-	-			0.000	0.000	0.000		3.80	-	-	0.000	0.000	0.000		3.80	-	-			0.170
18.000	0.000	0.000	0.000		0.001	-	-	0.000	0.000	0.000		0.001	-	-			0.000	0.000	0.000		4.80	-	-	0.000	0.000	0.000		4.80	-	-			0.180
19.000	0.000	0.000	0.000		0.001	-	-					-	-				0.000	0.000	0.000		5.80	-	-					-	-			0.190	
20.000						-	-					-	-									-	-						-	-			0.200
22.000						-	-					-	-									-	-						-	-			0.220
Totals:						0	4					0	1	0	0						0	1						0	5	0	0		
Number of Trades:						0						0		0								0.00						0		0			

PIRAEUS FINANCIAL HOLD (CR)

(Contract Size: 100 Securities, Exercise Style: American, Physical Delivery)

Exercise Price	Call Options														Put Options														Exercise Price				
	January 2024						February 2024						Other Months		January 2024						February 2024						Other Months						
	Open price	Price max	Price min	Last price	Closing price	Volume	Open Interest	Open price	Price max	Price min	Last price	Closing price	Volume	Open Interest	Volume	Open Interest	Open price	Price max	Price min	Last price	Closing price	Volume	Open Interest	Open price	Price max	Price min	Last price	Closing price		Volume	Open Interest	Volume	Open Interest
1.300						-	-							-	-																		0.013
1.400						-	-							-	-																		0.014
1.500						-	-							-	-																		0.015
1.600						-	-							-	-																		0.016
1.700						-	-							-	-																		0.017
1.800						-	-							-	-																		0.018
1.900	0.000	0.000	0.000		1.53	-	-							-	-	0.000	0.000	0.000		0.001												0.019	
2.000	0.000	0.000	0.000		1.43	-	-	0.000	0.000	0.000		1.43	-	-	0.000	0.000	0.000		0.001				0.000	0.000	0.000		0.001	-	-			0.020	
2.200	0.000	0.000	0.000		1.23	-	-	0.000	0.000	0.000		1.23	-	-	0.000	0.000	0.000		0.001				0.000	0.000	0.000		0.001	-	-			0.022	
2.400	0.000	0.000	0.000		1.03	-	-	0.000	0.000	0.000		1.03	-	-	0.000	0.000	0.000		0.001				0.000	0.000	0.000		0.001	-	-			0.024	
2.600	0.000	0.000	0.000		0.831	-	-	0.000	0.000	0.000		0.838	-	-	0.000	0.000	0.000		0.001				0.000	0.000	0.000		0.003	-	-			0.026	
2.800	0.000	0.000	0.000		0.631	-	-	0.000	0.000	0.000		0.648	-	-	0.000	0.000	0.000		0.002				0.000	0.000	0.000		0.013	-	-			0.028	
3.000	0.000	0.000	0.000		0.431	-	-	0.000	0.000	0.000		0.474	-	-	0.000	0.000	0.000		0.001				0.000	0.000	0.000		0.038	-	-			0.030	
3.200	0.000	0.000	0.000		0.235	-	-	0.000	0.000	0.000		0.324	-	-	0.000	0.000	0.000		0.005		45		0.000	0.000	0.000		0.088	-	-			0.032	
3.400	0.000	0.000	0.000		0.081	-	-	0.200	0.200	0.200	0.200	0.200	5	5	0.000	0.000	0.000		0.050				0.000	0.000	0.000		0.171	-	-			0.034	
3.600	0.000	0.000	0.000		0.013	-	-	0.000	0.000	0.000		0.123	-	10	0.000	0.000	0.000		0.183				0.000	0.000	0.000		0.287	-	-			0.036	
3.800	0.000	0.000	0.000		0.001	-	-	0.000	0.000	0.000		0.068	-	-	0.000	0.000	0.000		0.370				0.000	0.000	0.000		0.432	-	-			0.038	
4.000	0.000	0.000	0.000		0.002	-	-	0.000	0.000	0.000		0.034	-	-	0.000	0.000	0.000		0.570				0.000	0.000	0.000		0.599	-	-			0.040	
4.400	0.000	0.000	0.000		0.001	-	-	0.000	0.000	0.000		0.008	-	-	0.000	0.000	0.000		0.970				0.000	0.000	0.000		0.974	-	-			0.044	
4.800	0.000	0.000	0.000		0.001	-	-	0.000	0.000	0.000		0.001	-	-	0.000	0.000	0.000		1.37				0.000	0.000	0.000		1.37	-	-			0.048	
5.200						-	-	0.000	0.000	0.000		0.001	-	-	0.000	0.000	0.000						0.000	0.000	0.000		1.77	-	-			0.052	
Totals:						0	0					5	15	0	0					0	45					0	0	0	0				
Number of Trades:						0						1		0						0.00						0		0					

PPC (CR)

(Contract Size: 100 Securities, Exercise Style: American, Physical Delivery)

Call Options														Put Options																				
January 2024							February 2024							Other Months		January 2024							February 2024							Other Months		Exercise Price		
Exercise Price	Open price	Price max	Price min	Last price	Closing price	Volume	Open Interest	Open price	Price max	Price min	Last price	Closing price	Volume	Open Interest	Volume	Open Interest	Open price	Price max	Price min	Last price	Closing price	Volume	Open Interest	Open price	Price max	Price min	Last price	Closing price	Volume	Open Interest	Volume		Open Interest	
5.600						-	-							-	-																			0.056
6.000						-	-							-	-																			0.060
6.400						-	-							-	-																			0.064
6.800						-	-							-	-																			0.068
7.200	0.000	0.000	0.000		5.15	-	-							-	-		0.000	0.000	0.000		0.001	-	-										0.072	
7.600	0.000	0.000	0.000		4.75	-	-							-	-		0.000	0.000	0.000		0.001	-	-										0.076	
8.000	0.000	0.000	0.000		4.35	-	-	0.000	0.000	0.000		4.36	-	-		0.000	0.000	0.000		0.001	-	-	0.000	0.000	0.000		0.001	-	-				0.080	
8.400	0.000	0.000	0.000		3.95	-	-	0.000	0.000	0.000		3.96	-	-		0.000	0.000	0.000		0.002	-	-	0.000	0.000	0.000		0.001	-	-				0.084	
8.800	0.000	0.000	0.000		3.55	-	-	0.000	0.000	0.000		3.57	-	-		0.000	0.000	0.000		0.001	-	-	0.000	0.000	0.000		0.001	-	-				0.088	
9.200	0.000	0.000	0.000		3.15	-	-	0.000	0.000	0.000		3.17	-	-		0.000	0.000	0.000		0.001	-	-	0.000	0.000	0.000		0.001	-	-				0.092	
9.600	0.000	0.000	0.000		2.75	-	-	0.000	0.000	0.000		2.77	-	-		0.000	0.000	0.000		0.006	-	-	0.000	0.000	0.000		0.001	-	-				0.096	
10.000	0.000	0.000	0.000		2.35	-	-	0.000	0.000	0.000		2.37	-	-		0.000	0.000	0.000		0.001	-	1	0.000	0.000	0.000		0.003	-	-				0.100	
11.000	0.000	0.000	0.000		1.35	-	15	0.000	0.000	0.000		1.42	-	-		0.000	0.000	0.000		0.001	-	10	0.000	0.000	0.000		0.052	-	-				0.110	
12.000	0.265	0.265	0.265	0.265	0.265	1	2	0.000	0.000	0.000		0.656	-	-		0.000	0.000	0.000		0.098	-	5	0.000	0.000	0.000		0.285	-	-				0.120	
13.000	0.000	0.000	0.000		0.045	-	-	0.190	0.190	0.190	0.190	0.190	5	13		0.000	0.000	0.000		0.693	-	-	0.000	0.000	0.000		0.845	-	-				0.130	
14.000	0.000	0.000	0.000		0.001	-	-	0.000	0.000	0.000		0.050	-	-		0.000	0.000	0.000		1.65	-	-	0.000	0.000	0.000		1.68	-	-				0.140	
15.000	0.000	0.000	0.000		0.001	-	-	0.000	0.000	0.000		0.008	-	-		0.000	0.000	0.000		2.65	-	-	0.000	0.000	0.000		2.65	-	-				0.150	
16.000	0.000	0.000	0.000		0.001	-	-	0.000	0.000	0.000		0.001	-	-		0.000	0.000	0.000		3.65	-	-	0.000	0.000	0.000		3.65	-	-				0.160	
17.000	0.000	0.000	0.000		0.001	-	-	0.000	0.000	0.000		0.001	-	-		0.000	0.000	0.000		4.65	-	-	0.000	0.000	0.000		4.65	-	-				0.170	
Totals:						1	17					5	13	0	0		1	16					0	35	0	0								
Number of Trades:						1						1		0		0.00							0											

Lending Products	Underlying Title	Open Interest[5]	Multilateral Transactions[1]				Bilateral Transactions[2]		Stock Borrowing through OTC (volume)[3]	
			Volume(Offered)	Average Weighted	Transactions volume	Average Weighted	Transactions Volume	Average Weighted	Transactions Volume	Transactions Volume
ADMIEBOR	ADMIE (IPTO) HOLDING S.A. (CR)	---	---	---	---	---	---	---	219,656	
AEGNBOR	AEGEAN AIRLINES (CR)	---	---	---	---	---	---	---	159,866	
AETFBOR	ALPHA ETF FTSE Athex Large Cap	---	---	---	---	500	1.00%	---	---	
ALPHABOR	ALPHA SERVICES HOLD (CR)	---	---	---	---	---	---	---	57,329,117	
OTOELBOR	AUTOHELLAS SA (CR)	4,579	---	---	---	---	---	---	110,196	
AVAXBOR	AVAX S.A. (CR)	---	---	---	---	---	---	---	---	
EEEBOR	CC HBC AG (CR)	1,889	---	---	---	---	---	---	42,277	
CENERBOR	CENERGY HOLDINGS (CB)	---	---	---	---	---	---	---	10,407	
ELLAKTORBOR	ELLAKTOR (CR)	2,681	---	---	---	---	---	---	101,939	
ELHABOR	ELVALHALCOR (CR)	1,808	---	---	---	---	---	---	64,887	
EUROBBOR	EUROBANK HOLDINGS (CR)	200,000	---	---	---	---	---	---	34,122,502	
EYDAPBOR	EYDAP S.A. (CR)	845	---	---	---	---	---	---	232,468	
FOYRKBOR	FOURLIS (CR)	230	---	---	---	---	---	---	10,875	
GEKTERNABOR	GEK TERNA (CR)	---	---	---	---	---	---	---	103,698	
SARBOR	GR. SARANTIS S.A. (CR)	857	---	---	---	---	---	---	33,624	
EXAEBOR	HELLENIC EXCHANGES-A.S.E. (CR)	3,200	---	---	---	---	---	---	167,047	
ELPEBOR	HELLENIQ ENERGY (CR)	---	---	---	---	---	---	---	275,183	
INTRKBOR	INTRACOM HOLDINGS (CR)	---	---	---	---	---	---	---	---	
INKATBOR	INTRAKAT (CR)	---	---	---	---	---	---	---	---	
BELABOR	JUMBO SA (CR)	---	---	---	---	---	---	---	203,907	
LAMDABOR	LAMDA DEVELOPMENT SA (CR)	400	---	---	---	---	---	---	410,041	
MIGBOR	MIG (CR)	1,992	---	---	---	---	---	---	40,179	
MOHBOR	MOTOR OIL (CR)	21,881	---	---	1,281	4.88%	---	---	413,143	
MYTILBOR	MYTILINEOS (CR)	261	---	---	---	---	---	---	153,864	
ETEBOR	NATIONAL BANK (CR)	---	---	---	---	---	---	---	16,058,605	
OPAPBOR	OPAP (CR)	7,504	---	---	---	---	---	---	1,696,142	
OPTIMABOR	OPTIMA BANK (CR)	2,900	---	---	---	---	---	---	5,733	
HTOBOR	OTE (CR)	10,750	---	---	---	---	---	---	1,497,336	
PPABOR	P.P.A. S.A. (CR)	1,500	---	---	---	---	---	---	68,311	
TPEIRBOR	PIRAEUS FINANCIAL HOLD (CR)	---	---	---	---	---	---	---	985,102	
PPCBOR	PPC (CR)	500	---	---	---	---	---	---	1,278,881	

Stock Lending Notes

[1] - Multilateral contracts Lending or Borrowing as per Methods 8-1, 8-2 and 8-3-3 (According to ATHEX BoD Resolution No.17)

[2] - Bilateral Contracts Lending or Borrowing as per Methods 8-3-1 and 8-3-2 (According to ATHEX BoD Resolution No.20)

[3] - The information concerning OTC Stock Borrowing Transactions is based on the statements of the Dematerialised Securities System (DSS) operators involved and refers to volumes that have been registered up until the previous working day.

[4] - Average Price (Volume weighted)

[5] - The Data concerning Open Interest before the start of trading session

Lending Products	Underlying Title	Open Interest[5]	Multilateral Transactions[1]				Bilateral Transactions[2]		Stock Borrowing through OTC (volume)[3]	
			Volume(Offered)	Average Weighted	Transactions volume	Average Weighted	Transactions Volume	Average Weighted	Transactions Volume	
QUALBOR	QUALITY & RELIABILITY SA (CR)	---	---	---	---	---	---	---	---	
QUESTBOR	QUEST HOLDINGS (CR)	391	---	---	---	---	---	---	40,366	
TENERGYBOR	TERNA ENERGY (CR)	---	---	---	---	---	---	---	285,952	
TITCBOR	TITAN CEMENT (CB)	11,560	---	---	---	---	---	---	243,458	
VIOBOR	VIOHALCO SA/NV (CB)	744	---	---	---	---	---	---	---	

Stock Lending Notes

[1] - Multilateral contracts Lending or Borrowing as per Methods 8-1, 8-2 and 8-3-3 (According to ATHEX BoD Resolution No.17)

[2] - Bilateral Contracts Lending or Borrowing as per Methods 8-3-1 and 8-3-2 (According to ATHEX BoD Resolution No.20)

[3] - The information concerning OTC Stock Borrowing Transactions is based on the statements of the Dematerialised Securities System (DSS) operators involved and refers to volumes that have been registered up until the previous working day.

[4] - Average Price (Volume weighted)

[5] - The Data concerning Open Interest before the start of trading session

Sectors codification for listed companies

12003-	ETF	10101010	Computer Services
10101015	Software	10102030	Computer Hardware
15101010	Telecommunications Equipment	15102015	Telecommunications Services
20101010	Health Care Facilities	20101025	Health Care Services
20102010	Medical Equipment	20103015	Pharmaceuticals
30101010	Banks	30202000	Diversified Financial Services
30202010	Asset Managers & Custodians	30202015	Investment Services
30204000	Closed End Investments	30302010	Full Line Insurance
30302015	Insurance Brokers	30302025	Property and Casualty Insurance
35101010	Real Estate Holding and Development	35101015	Real Estate Services
35102000	Diversified REITs	35102030	Office REITs
35102045	Retail REITs.	40201040	Rental & Leasing Services: Consumer
40202010	Home Construction	40202015	Household Furnishings
40202020	Household Appliance	40203040	Electronic Entertainment
40204020	Clothing & Accessories	40301010	Entertainment
40301030	Publishing	40301035	Radio & TV Broadcasters
40401010	Diversified Retailers	40401020	Apparel Retailers
40401025	Home Improvement Retailers	40401030	Specialty Retailers
40501010	Airlines	40501015	Travel & Tourism
40501020	Casinos & Gambling	40501025	Hotels & Motels
45101015	Distillers & Vintners	45101020	Soft Drinks
45102010	Farming Fishing Ranching & Plantations	45102020	Food Products
45103010	Tobacco	45201010	Food Retailers & Wholesalers
45201020	Personal Products	50101010	Construction
50101020	Building Roof/Wallboard and Plumbing	50101030	Cement
50101035	Building Materials: Other	50202010	Electrical Components
50203015	Plastics	50203030	Containers & Packaging
50204000	Machinery: Industrial	50204020	Machinery: Construction & Handling
50205010	Industrial Suppliers	50205020	Back Office Support HR & Consulting
50205030	Forms & Bulk Printing Services	50206015	Commercial Vehicles & Parts
50206030	Marine Transportation	50206060	Transportation Services
55101000	Diversified Materials	55101020	Textile Products
55102000	General Mining	55102010	Iron & Steel
55102015	Metal Fabricating	55102035	Aluminum
60101020	Oil Refining and Marketing	65101010	Alternative Electricity
65101015	Conventional Electricity	65102000	Multi-Utilities
65102030	Water		



ATHEX
Athens Stock Exchange

Λεωφ. Αθηνών 110 104 42 Αθήνα
110, Athinon Ave. GR 104 42 Athens
tel. (+30)210-33.66.800, fax (+30)210-33.66.101
www.athexgroup.gr