

24

Ημερήσιο Δελτίο
Συναλλακτικής Δραστηριότητας

Daily Official List
of Trading Activity

Monday, 15 January, 2024
Year: 145 Trading Day No: 10



ATHEXGROUP
Athens Exchange Group

Disclaimer:

Hellenic Exchanges-Athens Stock Exchange S.A endeavours to ensure that the data and other material ("Information") presented on the Daily Official List are accurate and complete, but it is not liable for any errors or omissions of data or /and for the accuracy, credibility, updating and completeness of the aforesaid information nor it has any liability arising directly or indirectly from the use of the above Information.

The Company is not liable for the accuracy of the data included in listed companies' announcements. Only the sender of such an announcement is fully and solely liable for any infringement of third party's rights from the content of such announcement. All contents of the Daily Official List are provided only for information purposes and do not constitute investment advice or solicitation to invest in securities or other products listed for trading on the Exchange.

You acknowledge and agree that the Company is the owner of any property rights related to any Information appearing on the Daily Official List including intellectual property rights copyright, trademarks, etc.

The above data are a property of the Hellenic Exchanges-Athens Exchange and are copyright protected. Users are forbidden to reproduce, modify, copy, sale, transmit or redistribute, by all reproduction means and methods, part or the whole of the above data, without reference to their source.

The commercial exploitation of these data is, also, forbidden by third parties. Hellenic Exchanges-Athens Exchange does not carry any responsibility, direct or indirect, derived from usage or accidental alteration of the above data when used by third parties.

Hellenic Exchanges – Athens Stock Exchange S.A.

110 Athinon Ave., 10442 Athens, Tel: (210) 33.66.800, Fax: (210) 32.13.938

www.athexgroup.gr

Thessalonica Stock Exchange Center (T.S.E.C)

16-18 Katouni Str., Thessalonica 546 25 Tel: (2310) 567.667, Fax: (2310) 530.545

Athex Members Guarantee Fund

14-16 Fidiou Str., Athens 106 78, Tel: (210) 33.04.682, Fax: (210) 33.04.155

Hellenic Republic Capital Market Commission

1 Kolokotroni Str. & 1 Stadiou Str., Athens 10562 Tel: (210) 33.77.100 Fax: (210) 33.77.173

Table of Contents

Section 1: Statistical Figures of Securities, Derivatives and Lending

Summary of Markets

Athex Indices

Analytic Figures for Athex Market's Boards and Categories

Trading Details by Athex Sectors and Financial Instruments (ETFs)

Top 10 best & worst performing Shares

Derivatives Summary

Section 2: Analytic Figures of Shares Transactions

Analytic Figures of Shares Transactions

Shares' Notes

Section 3: Figures of Securities Transactions

Securities Blocks Details

Shares Rights Details

Stock Borrowing

Forced Sales Details

Forced Sales Registered Shares

Exchange Traded Funds (ETFs) Characteristics

Section 5: Bonds traded in Fixed Income Assets Market

Convertible Corporate Bonds - Regulated Market

Non Convertible Corporate Bonds - Regulated Market

Government Bonds

Treasury Bills & Zero Coupon Government Bonds

Government Bonds Traded with the Open Outcry Method

State Banks Bonds

Section 6: Additional Infos

Athex & ATHEXClear Members List

List of Stocks under Market Making operations

Section 7: Derivatives Market Analytic Figures

Index Futures

Stock Futures

Index Options

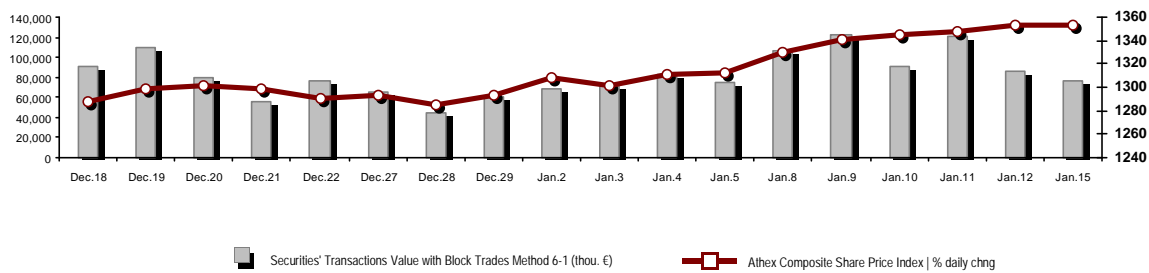
Stock Options

Stock Lending Analytic Figures

Appendix A: Sectors codification for listed companies

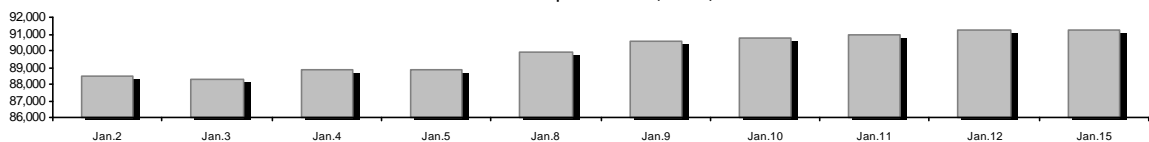
Summary of Markets

Athex Composite Share Price Index vs Shares and Derivatives Transactions Value

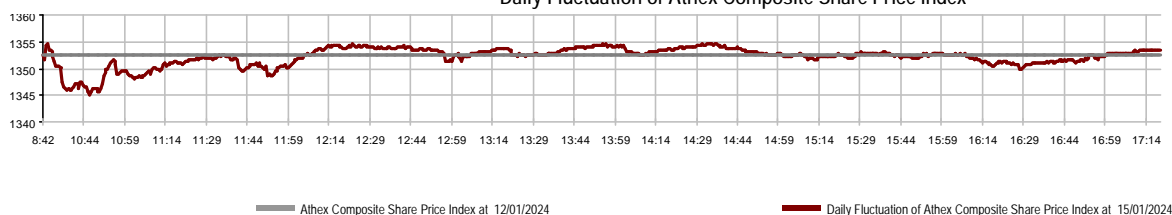


Athex Capitalisation (mill. €)**:	91,267.51		Derivatives Total Open Interest	453,696
Daily change: mill. € %	61.54	0.07%	in Index Futures % daily chng	5,878 2.51%
Yearly Avg Capitalisation: mill. € % chng prev year Avg	89,914.94	11.85%	in Stock Futures % daily chng	445,696 0.97%
Athex Composite Share Price Index % daily chng	1,353.46	0.06%	in Index Options % daily chng	1,095 1.30%
Athex Composite Share Price Index Capitalisation (mill. €)	82,918.80		in Stock Options % daily chng	1,027 0.49%
Daily change (mill. €)	142.79			
Securities' Transactions Value with Block Trades Method 6-1 (t)	75,775.74		Derivatives Contracts Volume:	17,072
Daily change: %	-10,593.63	-12.27%	Daily change: pieces %	-702 -3.95%
YtD Avg Trans. Value: thou. € % chng prev year Avg	90,091.19	-17.78%	YtD Avg Derivatives Contracts % chng prev year Avg	18,860 -57.10%
Blocks Transactions Value of Method 6-1 (thou. €)	7,561.92		Derivatives Trades Number:	1,219
Blocks Transactions Value of Method 6-2 & 6-3 (thou. €)	0.00		Daily change: number %	-180 -12.87%
Bonds Transactions Value (thou.€)	1,318.43		YtD Avg Trades number % chng prev year Avg	1,664 -28.60%
Securities' Transactions Volume with Block Trades Method 6-1 (tho)	16,165.28		Lending Total Open Interest	276,172
Daily change: thou. pieces %	-4,893.27	-23.24%	Daily change: pieces %	2,860 1.05%
YtD Avg Volume: % chng prev year Avg	22,376.56	-33.44%	Lending Volume (Multilateral/Bilateral)	800
Blocks Transactions Volume of Method 6-1 (thou. Pieces)	527.55		Daily change: pieces %	-16,060
Blocks Transactions Volume of Method 6-2 & 6-3 (thou. Pieces)	0.00		Multilateral Lending	300
Bonds Transactions Volume	1,358,000		Bilateral Lending	500
Securities' Trades Number with Block Trades Method 6-1	31,057		Lending Trades Number:	2
Daily change: number %	-4,026	-11.48%	Daily change: %	-3
YtD Avg Trades number % chng prev year Avg	35,797	-1.18%	Multilateral Lending Trades Number	1
Number of Blocks Method 6-1	6		Bilateral Lending Trades Number	1
Number of Blocks Method 6-2 & 6-3	0			
Number of Bonds Transactions	245			

Athex Capitalisation (mill. €)**



Daily Fluctuation of Athex Composite Share Price Index



Athex Indices

Index name	15/01/2024	12/01/2024	pts.	%	Min	Max	Year min	Year max	Year change
Athex Composite Share Price Index	1,353.46 #	1,352.65	0.81	0.06%	1,344.98	1,354.71	1,293.14	1,354.71	4.66% #
Athex Composite Index Total Return Index	2,467.83 #	2,466.35	1.48	0.06%	2,452.37	2,470.11	2,355.44	2,470.11	4.77% #
Athex ESG Index	1,545.95 #	1,545.28	0.67	0.04%	1,533.86	1,547.49	1,471.77	1,547.49	5.04% #
ATHEX Alternative Market Price Index	9,510.28 #	9,451.31	58.97	0.62%	9,419.55	9,564.82	9,352.11	9,675.00	1.69% #
FTSE/Athex Large Cap	3,286.84 #	3,285.46	1.38	0.04%	3,260.40	3,290.24	3,122.79	3,290.24	5.25% #
FTSE/Athex Mid Cap Index	2,255.22 #	2,249.23	5.99	0.27%	2,246.51	2,262.17	2,228.75	2,316.61	0.20% #
FTSE/ATHEX High Dividend Yield Index	3,829.20 #	3,826.39	2.81	0.07%	3,809.42	3,830.06	3,764.73	3,860.28	1.53% #
FTSE/Athex Market Index	784.04 #	783.46	0.58	0.07%	777.94	784.83	746.82	784.83	4.98% #
FTSE/Athex Banks	1,144.49 €	1,154.21	-9.72	-0.84%	1,141.21	1,154.21	1,057.67	1,155.14	7.81% #
FTSE/ATHEX TECHNOLOGY & TELECOMMUNICAT	5,016.25 #	4,996.93	19.32	0.39%	4,979.22	5,024.10	4,973.53	5,144.65	-1.11% €
FTSE/ATHEX FINANCIAL SERVICES	5,400.27 €	5,444.08	-43.81	-0.80%	5,385.08	5,444.08	4,996.31	5,448.34	7.70% #
FTSE/ATHEX REAL ESTATE	5,090.43 #	5,086.76	3.67	0.07%	5,075.44	5,120.52	4,900.32	5,120.52	2.62% #
FTSE/ATHEX CONSUMER DISCRETIONARY	5,108.59 #	5,074.74	33.85	0.67%	5,056.42	5,122.55	4,993.33	5,168.50	1.85% #
FTSE/ATHEX CONSUMER STAPLES	5,326.27 #	5,271.62	54.65	1.04%	5,269.58	5,344.07	5,069.68	5,344.07	4.67% #
FTSE/ATHEX INDUSTRIALS	5,304.11 #	5,298.54	5.57	0.11%	5,265.57	5,324.92	5,044.08	5,351.66	4.38% #
FTSE/ATHEX BASIC MATERIALS	5,590.58 #	5,439.84	150.74	2.77%	5,412.33	5,595.03	4,869.63	5,616.71	14.81% #
FTSE/ATHEX ENERGY & UTILITIES	5,232.39 #	5,206.12	26.27	0.50%	5,149.11	5,235.61	4,987.63	5,247.65	4.91% #
Athex All Share Index	314.94 #	314.75	0.19	0.06%	314.94	314.94	304.60	314.94	4.28% #
Hellenic Mid & Small Cap Index	2,010.87 #	1,999.06	11.81	0.59%	1,993.70	2,010.87	1,929.00	2,022.22	4.24% #
FTSE/Athex Large Cap Total Return	5,442.24 #	5,439.95	2.29	0.04%			5,201.70	5,442.24	5.32% #
FTSE/Athex Mid Cap Total Return	3,037.15 #	3,029.08	8.07	0.27%			3,029.08	3,086.59	0.20% #
MSCI GREECE REBASED	5,273.57 €	5,275.88	-2.31	-0.04%	5,225.87	5,280.16	4,984.69	5,280.16	5.80% #
Hellenic Corporate Bond Index	130.28 #	130.16	0.12	0.09%			129.54	130.28	0.49% #
Hellenic Corporate Bond Price Index	90.97 #	90.90	0.08	0.08%			90.52	90.97	0.36% #

Note 1: FTSE/Med 100, Hellenic Corporate Bond Price Index and Hellenic Corporate Bond Index closing prices refer to the previous trading day of 11/01/2024.

Note 2: The Hellenic Mid & Small Cap Index is a Customized index calculated by the Athens Exchange.

Analytic Figures for Athex Market's Boards and Categories

	Total Traded Securities	Main Market	Surveillance	Exchange Traded Funds (ETFs)
Totals	125	117	7	1
Gain / Lose / Same:	51 / 55 / 19	49 / 52 / 16	1 / 3 / 3	1 / 0 / 0
Athex Capitalisation (mill. €) **	91,267.51	91,185.80	81.71	
Daily Average Trans/ons Value(thou.€)	90,091.19	89,828.18	35.23	264.22
Transactions Value	75,775.74	75,556.28	71.32	148.14
Main Board:	68,213.82	67,994.36	71.32	148.14
Blocks Board 6_2_3:	7,561.92	7,561.92	0.00	0.00
Forced Sales Board:	0.00	0.00	0.00	0.00
Special Terms Board:	0.00	0.00	0.00	0.00
Daily Average Transactions Volume	22,376,562	21,926,705	461,873	8,155
Transactions Volume	16,165,283	15,177,533	983,279	4,471
Main Board:	15,637,737	14,649,987	983,279	4,471
Blocks Board 6_2_3:	527,546	527,546	0	0
Forced Sales Board:	0	0	0	0
Special Terms Board:	0	0	0	0
Daily Average Number of Trades	35,797	35,650	63	85
Number of Trades	31,057	30,847	133	77
Main Board:	31,051	30,841	133	77
Blocks Board 6_2_3:	6	6	0	0
Forced Sales Board:	0	0	0	0
Special Terms Board:	0	0	0	0

Trading Details by Athex Sectors and Financial Instruments (ETFs)

Code	Sectors	Gain / Lose / Same	Number of Trades	Transactions Volume	Transactions Value	% of Total Trans. Value
3010	- Banks	1 / 6 / 0	12,015	10,269,215	35,070,496.34	46.28%
5510	- Basic Resources	6 / 6 / 3	1,411	530,697	1,680,632.69	2.22%
5010	- Construction & Materials	9 / 4 / 2	3,418	1,256,705	5,413,780.86	7.14%
4020	- Consumer Products & Services	1 / 4 / 1	584	203,358	1,087,868.40	1.44%
6010	- Energy	1 / 3 / 0	2,104	331,740	3,944,956.54	5.21%
12000	- Financial Instruments	1 / 0 / 0	77	4,471	148,139.05	0.20%
3020	- Financial Services	4 / 1 / 0	293	36,470	209,640.22	0.28%
4510	- Food Beverage & Tobacco	3 / 1 / 1	255	52,520	640,801.93	0.85%
2010	- Health Care	1 / 2 / 0	154	66,171	65,072.14	0.09%
5020	- Industrial Goods & Services	4 / 10 / 1	957	1,084,889	1,417,331.23	1.87%
3030	- Insurance	1 / 0 / 0	74	10,352	52,977.44	0.07%
4030	- Media	1 / 0 / 1	12	12,250	6,015.40	0.01%
4520	- Personal Care, Drug & Grocery Stores	2 / 0 / 0	326	64,453	543,565.75	0.72%
3510	- Real Estate	2 / 5 / 5	903	220,416	725,777.05	0.96%
4040	- Retail	3 / 3 / 1	906	124,117	1,748,238.62	2.31%
1010	- Technology	4 / 4 / 3	1,021	333,393	1,127,864.50	1.49%
1510	- Telecommunications	2 / 0 / 0	866	131,571	1,723,977.07	2.28%
4050	- Travel & Leisure	1 / 5 / 0	2,078	730,786	5,689,051.58	7.51%
6510	- Utilities	4 / 1 / 1	3,603	701,709	14,479,554.74	19.11%

Top 10 best & worst performing Shares

Main Market

With positive Price change	Closing price	change	With negative Price change	Closing price	change
SPACE HELLAS SA (CR)	8.48	7.89% #	KLOUKINAS - LAPPAS SA (CR)	1.48	-4.52% €
CNL CAPITAL (CR)	8.6	4.88% #	KEKROPS SA (CR)	1.705	-3.13% €
VIOHALCO SA/NV (CB)	6.24	3.65% #	MEDICON S.A (CR)	3.28	-2.96% €
INTERLIFE G.C.I.(CR)	5.2	3.59% #	UNIBIOS (CR)	1.28	-2.66% €
INTRAKAT (CR)	4.8	2.89% #	PIRAEUS FINANCIAL HOLD (CR)	3.434	-2.28% €
ELVALHALCOR (CR)	2.22	2.78% #	MOTOR OIL (CR)	24.6	-1.84% €
MYTILINEOS (CR)	38.4	2.35% #	EUROBANK HOLDINGS (CR)	1.728	-1.82% €
ALPHA TRUST HOLDINGS (CR)	6.55	2.34% #	KORDELLOS BROS SA (CR)	0.624	-1.58% €
ELTON SA (CR)	2.3	1.77% #	INTERCONTINENTAL (CR)	6.3	-1.56% €
GR. SARANTIS S.A. (CR)	8.84	1.73% #	CENTRIC HOLDINGS (CR)	0.389	-1.52% €
With the highest Transactions Value	Value (thou. €)	change	With the highest Transactions Volume	Volume	change
NATIONAL BANK (CR)	16,903.07	0.72% #	EUROBANK HOLDINGS (CR)	2,862,539	-1.82% €
MYTILINEOS (CR)	10,239.58	2.35% #	PIRAEUS FINANCIAL HOLD (CR)	2,629,135	-2.28% €
PIRAEUS FINANCIAL HOLD (CR)	9,108.05	-2.28% €	NATIONAL BANK (CR)	2,420,079	0.72% #
EUROBANK HOLDINGS (CR)	4,953.53	-1.82% €	ALPHA SERVICES HOLD (CR)	2,306,002	-0.96% €
OPAP (CR)	4,436.53	1.28% #	INTRALOT (CR)	365,947	-0.74% €
ALPHA SERVICES HOLD (CR)	3,696.41	-0.96% €	OPAP (CR)	279,536	1.28% #
PPC (CR)	2,561.60	0.00% -	INTRAKAT (CR)	271,357	2.89% #
MOTOR OIL (CR)	2,283.81	-1.84% €	MYTILINEOS (CR)	269,663	2.35% #
GEK TERNA (CR)	1,816.73	0.14% #	HELLENIQ ENERGY (CR)	229,100	-0.14% €
OTE (CR)	1,712.71	0.46% #	ELVALHALCOR (CR)	224,358	2.78% #

Note: Stocks that are not included in the "Under Supervision" category, and the transactions value is more than 10,000 €.

Derivatives Summary

	Number of Trades	Volume	Open Interest
Index Futures	145	1,946	5,878
FTSE/Athex Banks	15	32	1,261
FTSE/Athex Large Cap	130	1,914	4,534
MSCI GREECE REBASED	0	0	83
Stock Futures	1,069	15,089	445,696
ADMIE (IPTO) HOLDING S.A. (CR)	15	80	23,884
AEGEAN AIRLINES (CR)	9	49	7,287
ALPHA SERVICES HOLD (CR)	102	4,302	163,722
AUTOHELLAS SA (CR)	6	27	227
AVAX S.A. (CR)	7	8	1,270
CC HBC AG (CR)	1	5	295
CENERGY HOLDINGS (CB)	3	8	4,558
ELLAKTOR (CR)	10	29	1,938
ELVALHALCOR (CR)	29	159	3,901
EUROBANK HOLDINGS (CR)	67	2,410	30,260
EYDAP S.A. (CR)	17	78	3,636
FOURLIS (CR)	0	0	1,010
GEK TERNA (CR)	11	42	7,801
HELLENIC EXCHANGES-A.S.E. (CR)	8	19	8,732
HELLENIQ ENERGY (CR)	52	384	6,189
INTRACOM HOLDINGS (CR)	56	255	6,091
INTRAKAT (CR)	188	695	3,645
JUMBO SA (CR)	1	3	1,157
LAMDA DEVELOPMENT SA (CR)	9	29	5,964
MIG (CR)	0	0	84
MOTOR OIL (CR)	3	14	528
MYTILINEOS (CR)	37	138	3,463
NATIONAL BANK (CR)	116	1,646	16,764
OPAP (CR)	6	34	1,370
OPTIMA BANK (CR)	0	0	93
OTE (CR)	3	22	8,073
P.P.A. S.A. (CR)	2	6	129
PIRAEUS FINANCIAL HOLD (CR)	174	4,061	82,925
PPC (CR)	26	117	28,372
QUEST HOLDINGS (CR)	1	5	103
TERNA ENERGY (CR)	34	174	16,530
TITAN CEMENT (CB)	4	13	438
VIOHALCO SA/NV (CB)	72	277	5,257
Index Options	4	32	1,095
FTSE/Athex Large Cap	4	32	1,095
Stock Options	1	5	1,027
ALPHA SERVICES HOLD (CR)	0	0	0
NATIONAL BANK (CR)	0	0	713
OPAP (CR)	0	0	167
OTE (CR)	0	0	11
PIRAEUS FINANCIAL HOLD (CR)	0	0	60
PPC (CR)	1	5	76
Total Derivatives Traded	1,219	17,072	453,696

Section 2: Analytic Figures of Shares Transactions

Monday, 15 January, 2024

Table with columns: Number of Outstanding Securities, Nominal Value, Dividends [1], Date of Last Coupon, Note, Shares, Closing price, % change, Previous closing price/date, Open price, Price min, Price max, Last price, Avg price, Last Bid [7], Last Ask [7], P/E after tax, Year, Volume, Trades, Transactions Value[8], Company Mkt Value (thou. €), Year low, Year high, Sector[4]. Rows include ATTICA PUBLICATIONS SA (CR), VOYATZOGLOU (CR), DAIOS PLASTICS SA (CR), ATHENS MEDICAL CENTER SA (CR), KARELIA (CR), MILLS KEPENOS (CR), KTIMA KOSTAS LAZARIDIS SA (CR), LAMPASA HOTEL SA (CR), MOUZAKIS (CR), N. LEVENTERIS (CR), NAKAS MUSIC, TPA SA (CR), CRETE PLASTICS SA (CR), PRODEA (CR), FLOUR MILLS SARANTOPOULOS SA.

Exchange Traded Funds (ETFs)

Table with 1 row: ALPHA ETF FTSE Athex Large Cap, closing price 33.22, % change 0.06 p, volume 4,471.

Surveillance

Table with columns similar to the main table, listing various companies under surveillance such as FRIGOGLASS SA (CR), SATO SA (CR), YALCO - CONSTANTINOU (CR), BIOTER SA (CR), VIS SA (CR), SELECTED TEXT. IND. ASSOC (CR), BITROS HOLDING SA (CR), PROODEFTIKH SA (CR), SPIROY AGRICULTURE SA (CR), TRIA ALFA SA (CR).

Suspension Status

Table with columns similar to the main table, listing companies with suspension status such as MLS MULTIMEDIA SA (CR), VARVARESSOS (CR), DUROS SA (CR), KRE.KA SA (CR), LIVANIS SA (CR).

Shares' Notes

Code	Note text
()	- Adjusted dividends.
*	- Last adjusted closing price.
[1]	- Net dividends.
[2]	- The "Date of Last Coupon" for New listings refers to the date company's stocks started to trade in Athex
[3]	- The Company Market Value is referred to the number of outstanding shares
[4]	- Sectors codification can be found in Appendix A
[5]	- The Market Value refers to the total number of shares listed (including their several classes) in the exchange by the company.
[6]	- P/E greater than 100
[7]	- Last view of the Order Book before the end of the trading session
[8]	- All Blocks Methods' Transactions Value are included.
4750	- Transfer to the Under Surveillance Category from 8/4/2011.
4955	- Transfer to the Surveillance Category as from 5/4/2013.
5093	- Transfer to the Surveillance Category as of 8/4/2015.
5141	- Transfer to the Surveillance Category as of 10/05/2017.
5160	- Transfer to the Surveillance Category as of 15/04/2016.
5165	- Transfer to the Surveillance Category as of 15/02/2018.
5193	- Transfer to the Surveillance Category as of 25/10/2018.
5197	- Transfer to the Surveillance Category as of 07/11/2018.
5232	- Transfer to the Under Surveillance Category from 08/04/2011.
5233	- Suspension of trading as of 13/05/2020.
5248	- Transfer to the Surveillance Category as of 06/09/20116.
5253	- Transfer to the Surveillance Category as of 14/5/2021.
5275	- Transfer to the Surveillance Category as of 09/07/2020.
5277	- Suspension of trading as of 02/05/2023.
5278	- Suspension of trading as of 03/05/2023.

Securities Blocks Details

Securities	Block Volume	Price	Block Trade Value	Time of approval	Note
NATIONAL BANK (CR)	66,000	6.97	460,020.00	11:01:06	20
NATIONAL BANK (CR)	50,000	6.98	349,000.00	12:15:03	20
INTRAKAT (CR)	46,538	4.78	222,451.64	14:17:41	20
MYTILINEOS (CR)	128,008	37.90	4,851,503.20	14:30:23	20
GR. SARANTIS S.A. (CR)	12,000	8.85	106,200.00	14:50:05	20
NATIONAL BANK (CR)	225,000	6.99	1,572,750.00	15:37:37	20

Blocks Notes

- 9 - Method 6-1 / Special Fees
- 10 - Method 6-1 / Special Fees, SDS
- 14 - Method 6-3 / Settlement, Incomplete Buy and Sell
- 18 - Method 6-2 / SPOT 1
- 19 - Method 6-2 / SPOT 2
- 20 - Method 6-1 and Method 6-1 Same Day Settlement
- 21 - Other Pre-agreed

Shares Rights Details

Occured date	Exercise from	Exercise until	Trading until	Rights	Price min	Price max	Closing price	Last Bid	Last Ask	Volume	Trades	Transactions Value
28/12/2023	03/01/2024	16/01/2024	11/01/2024	TRASTOR REAL ESTATE INVESTMEN	---	---	---	---	---	---	---	---

Forced Sales Details

Securities	Category of Security	Transactions Volume	Number of Trades	Transactions Value	Note
------------	----------------------	------------------------	---------------------	-----------------------	------

No Forced Transactions.

Forced Sales Notes

- 1 - Compulsory Public Forced Sales
- 2 - Forced Sales of Fixed Registered Shares
- 3 - Forced Sales of Remaining Fractional Shares

Exchange Traded Funds (ETFs) Characteristics

	Transactions Date (T)	Creation / Redemption	Units (T-1)	New Units (T-1)	Redemption Units (T-1)	Units (T) [1]	Fund Assets [2]	Net Unit Price	Dividend per Unit	Dividend Date
ALPHA ETF FTSE Athex Large Cap	15/01/2024	5,000	924,675	---	---	924,675	30,669,360.00	33.1677	0.62	03/07/2023

ETFs Notes

[1] - Units (T) = Units (T-1) + New Units (T-1) - Redemption Units (T-1)

[2] - The Creation / Redemption Units of T-1 are included.

Non Convertible Corporate Bonds - Regulated Market

Num Listed Bonds	Nominal price	Issue price	Today's Rate	Exp. Date	Duration (years)	Note	Coupon		Trading Unit	Corporate Bonds	Accrued Int.	Yield.T.Mat	Price min	Price max	Closing price	Previous closing price/date	Volume	Transactions Value	Last order		ear min	Year max		
							Common	Preferred											Price	Buy / Sell			Date	
100,000	1,000.00	1,000.00	2.70	25/05/2026	5	---	6	---	1	COSTAMARE PARTICIPATIONS PLC (Non Convertible)	3.8250	3.9010	96.0000	97.0000	96.7556	96.0100	12/01/2024	18,000	17,484.85	96.0000	B	15/01/2024	94.2000	97.0000
320,000	1,000.00	1,000.00	3.40	21/07/2027	7	---	7	---	1	LAMDA DEVELOPMENT S.A. (Non Convertible)	17.0000	4.3690	94.7000	95.8999	95.3920	94.8000	12/01/2024	138,000	133,986.99	95.3000	B	15/01/2024	93.6000	95.8999
200,000	1,000.00	1,000.00	2.10	27/10/2027	7	---	7	---	1	O.P.A.P. S.A. (Non Convertible)	4.7833	3.7290	93.2000	94.4000	93.6750	93.3500	12/01/2024	7,000	6,588.48	93.2000	B	15/01/2024	91.0849	94.5034
200,000	1,000.00	1,000.00	1.90	23/03/2028	7	---	6	---	1	MOTOR OIL CORINTH REFINERIES SA (Non Convertible)	6.0167	3.9850	91.5000	91.6500	91.6422	91.5340	12/01/2024	32,000	29,518.03	91.7000	B	15/01/2024	91.2000	92.4499
100,000	1,000.00	1,000.00	2.95	11/02/2027	5	---	4	---	1	SAFE BULKERS PARTICIPATIONS PLC (Non Convertible)	13.0292	4.3380	95.5000	95.5000	95.5000	94.1900	12/01/2024	1,000	968.03	94.0000	B	15/01/2024	93.0000	95.5000
230,000	1,000.00	1,000.00	4.70	12/07/2029	7	---	4	---	1	LAMDA DEVELOPMENT S.A. (Non convertible)	0.6528	4.3720	99.7500	100.6000	100.0595	100.6000	12/01/2024	42,000	42,052.42	99.5600	B	15/01/2024	99.5100	101.2000
100,000	1,000.00	1,000.00	4.40	26/07/2029	7	---	3	---	1	CPLP SHIPPING HOLDINGS PLC (Non Convertible)	21.3889	4.5890	97.3858	99.8300	97.8090	99.6000	12/01/2024	72,000	72,795.43	97.6000	B	15/01/2024	96.1110	99.8300
200,000	1,000.00	1,000.00	3.60	12/03/2026	7	---	10	---	1	AEGEAN AIRLINES S.A. (Non Convertible)	12.7000	3.9020	97.5000	98.0000	98.0000	98.5000	12/01/2024	77,000	76,227.90	98.0000	B	15/01/2024	96.7110	99.3000
500,000	1,000.00	1,000.00	2.75	03/07/2027	7	---	8	---	1	GEK TERNA S.A. (Non Convertible)	1.0694	4.5270	93.0000	93.7000	93.2583	93.6270	12/01/2024	24,000	22,407.67	93.1500	B	15/01/2024	91.6000	93.7000
100,000	1,000.00	1,000.00	5.50	15/12/2028	5	---	1	---	1	IDEAL HOLDINGS S.A. (Non Convertible)	5.0417	5.0170	101.6500	102.0000	101.8333	101.7500	12/01/2024	27,000	27,631.13	102.0000	B	15/01/2024	100.6100	102.9000
175,000	1,000.00	1,000.00	3.40	26/07/2024	5	---	9	---	1	ATTICA HOLDINGS S.A. (Non Convertible)	16.5278	4.3340	98.7301	99.1600	99.1600	98.8030	12/01/2024	305,000	306,997.29	98.7300	B	15/01/2024	98.6100	99.3200
300,000	1,000.00	1,000.00	2.30	20/07/2028	7	---	5	---	1	PRODEA REIC S.A.(Non Convertible)	11.5639	4.5430	89.0001	92.0000	90.5000	89.9910	12/01/2024	38,000	34,710.33	90.5000	B	15/01/2024	87.3500	92.3500
150,000	1,000.00	1,000.00	2.65	22/10/2026	5	---	5	---	1	CPLP SHIPPING HOLDINGS PLC (Non Convertible)	6.3306	4.4860	94.7500	94.7500	94.7500	94.9710	12/01/2024	32,000	30,522.58	94.5000	B	15/01/2024	93.5000	95.0000
250,000	1,000.00	1,000.00	2.45	16/11/2028	7	---	5	---	1	ELVALHALCOR S.A. (Non Convertible)	4.2194	4.2280	91.4501	91.9000	91.8493	91.8170	12/01/2024	42,000	38,720.15	91.5000	B	15/01/2024	89.3986	93.3000
120,000	1,000.00	1,000.00	2.65	06/12/2028	7	---	5	---	1	NOVAL PROPERTY REIC (Non Convertible)	3.0917	4.6570	90.8446	93.0424	90.8455	92.3980	12/01/2024	39,000	35,824.66	89.0102	B	15/01/2024	88.5000	93.1999
300,000	1,000.00	1,000.00	2.30	14/12/2028	7	---	5	---	1	GEK TERNA S.A. (Non Convertible)	2.1722	4.7670	89.0000	89.2500	89.1253	89.5100	12/01/2024	175,000	156,349.46	89.2000	B	15/01/2024	88.1000	89.9890
100,000	1,000.00	1,000.00	2.80	25/01/2027	5	---	4	---	1	PREMIA S.A. (Non Convertible)	13.6889	4.6130	94.1000	94.7000	94.4273	94.6630	10/01/2024	22,000	21,075.16	94.1000	B	15/01/2024	90.9974	94.7500
500,000	1,000.00	1,000.00	4.00	10/07/2030	7	---	2	---	1	MYTILINEOS S.A. (Non Convertible)	0.7778	3.9680	99.6100	99.9500	99.7313	99.9550	12/01/2024	226,000	225,678.82	99.7000	B	15/01/2024	98.7000	100.6000

Corporate Bonds Notes

Transactions Volume = (Pieces) * (Nominal Price). Transactions Value = (Pieces) * (Nominal Price) * (price %) + (Accrued interest).

The price of a Bond is stated as a percentage (%) of Bond's Nominal Price.

Nominal Price in Euros (€), except if it is noted differently.

Non Convertible Corporate Bonds - Regulated Market

Num Listed Bonds	Nominal price	Issue price	Today's Rate	Exp. Date	Duration (years)	Note	Coupon		Trading Unit	Corporate Bonds	Accrued Int.	Yield.T.Mat	Price min	Price max	Closing price	Previous closing price/date	Volume	Transactions Value	Last order			ear min	Year max	
							Common	Preferred											Price	Buy / Sell	Date			
120,000	1,000.00	1,000.00	3.95	04/04/2025	7	---	12	---	1	GEK TERNA S.A. (Non Convertible)	11.5208	3.6940	---	---	---	99.2910	11/01/2024	---	---	98.5110	B	15/01/2024	98.7110	99.7000
150,000	1,000.00	1,000.00	2.60	22/10/2026	7	---	9	---	1	TERNA ENERGY FINANCE S.A. (Non Convertible)	6.2111	4.0150	93.7110	95.3990	95.2967	94.0000	12/01/2024	41,000	38,887.65	94.0000	B	15/01/2024	92.5000	95.3990

Corporate Bonds Notes

Transactions Volume = (Pieces) * (Nominal Price). Transactions Value = (Pieces) * (Nominal Price) * (price %) + (Accrued interest).

The price of a Bond is stated as a percentage (%) of Bond's Nominal Price.

Nominal Price in Euros (€), except if it is noted differently.

Government Bonds

Number Listed Bonds	Nominal price	Today's Rate	Accrued Interest Calc	Exp. Date [1]	Duration (years)	Note	Coupons Date	Curr. coupon value	Trading Unit	Government Bonds	Price min	Price max	Closing price	Previous closing price/date	Volume	Transactions Value	Price	Last order Buy / Sell	Date
4,500,000	1,000.00	1.88	Actual/Actual	04/02/2035	15	---	04/02	1.88	1	GGB-FXD-040235-15Y-1.875-1.000	---	---	---	---	---	---	---	---	---
1,805,793	1,000.00	3.45	Actual/Actual	02/04/2024	5	---	02/04	3.45	1	GGB-FXD-020424-05Y-3.450-1.000	---	---	---	---	---	---	---	---	---
6,000,000	1,000.00	0.75	Actual/Actual	18/06/2031	10	---	18/06	0.75	1	GGB-FXD-180631-10Y-0.750-1.000	---	---	---	---	---	---	---	---	---
2,900,000	1,000.00	3.88	Actual/Actual	15/06/2028	5	---	15/06	3.88	1	GGB-FXD-150628-05Y-3.875-1.000	---	---	---	---	---	---	---	---	---
5,962,747,327	1.00	3.75	Actual/Actual	30/01/2028	10	---	/02 - 01/02 - 31/	3.75	1	GGB-FXD-300128-10Y-3.750-1.000	---	---	---	85.4610 13/07/2018	---	---	1.0000	B	28/11/2018
7,067,309,386	1.00	3.90	Actual/Actual	30/01/2033	15	---	/02 - 01/02 - 31/	3.90	1	GGB-FXD-300133-15Y-3.900-1.000	---	---	---	78.6730 13/07/2018	---	---	1.0000	B	28/11/2018
5,622,848,349	1.00	4.00	Actual/Actual	30/01/2037	19	---	/02 - 01/02 - 31/	4.00	1	GGB-FXD-300137-19Y-4.000-1.000	---	---	---	77.0370 13/07/2018	---	---	1.0000	B	28/11/2018
5,476,770,669	1.00	4.20	Actual/Actual	30/01/2042	24	---	/02 - 01/02 - 31/	4.20	1	GGB-FXD-300142-24Y-4.200-1.000	---	---	---	77.7640 13/07/2018	---	---	1.0000	B	28/11/2018
48,794,718	1.00	4.30	Actual/Actual	24/02/2024	12	---	24/02	4.30	1	GGB-FXD-240224-12Y-2.000-1.000	---	---	---	10.0000 22/06/2015	---	---	---	---	---
40,248,141	1.00	4.30	Actual/Actual	24/02/2025	13	---	24/02	4.30	1	GGB-FXD-240225-13Y-2.000-1.000	---	---	---	10.0000 22/06/2015	---	---	---	---	---
59,586,043	1.00	4.30	Actual/Actual	24/02/2026	14	---	24/02	4.30	1	GGB-FXD-240226-14Y-2.000-1.000	---	---	---	10.0000 22/06/2015	---	---	---	---	---
41,118,344	1.00	4.30	Actual/Actual	24/02/2027	15	---	24/02	4.30	1	GGB-FXD-240227-15Y-2.000-1.000	---	---	---	10.0000 22/06/2015	---	---	---	---	---
45,137,734	1.00	4.30	Actual/Actual	24/02/2028	16	---	24/02	4.30	1	GGB-FXD-240228-16Y-2.000-1.000	---	---	---	10.0000 22/06/2015	---	---	---	---	---
61,768,888	1.00	4.30	Actual/Actual	24/02/2029	17	---	24/02	4.30	1	GGB-FXD-240229-17Y-2.000-1.000	---	---	---	10.0000 22/06/2015	---	---	---	---	---
54,567,744	1.00	4.30	Actual/Actual	24/02/2030	18	---	24/02	4.30	1	GGB-FXD-240230-18Y-2.000-1.000	---	---	---	10.0000 22/06/2015	---	---	---	---	---
37,541,515	1.00	4.30	Actual/Actual	24/02/2031	19	---	24/02	4.30	1	GGB-FXD-240231-19Y-2.000-1.000	---	---	---	10.0000 22/06/2015	---	---	---	---	---
37,558,317	1.00	4.30	Actual/Actual	24/02/2032	20	---	24/02	4.30	1	GGB-FXD-240232-20Y-2.000-1.000	---	---	---	10.0000 22/06/2015	---	---	---	---	---
37,473,732	1.00	4.30	Actual/Actual	24/02/2033	21	---	24/02	4.30	1	GGB-FXD-240233-21Y-2.000-1.000	---	---	---	10.0000 22/06/2015	---	---	---	---	---
33,888,293	1.00	4.30	Actual/Actual	24/02/2034	22	---	24/02	4.30	1	GGB-FXD-240234-22Y-2.000-1.000	---	---	---	10.0000 22/06/2015	---	---	---	---	---
35,177,800	1.00	4.30	Actual/Actual	24/02/2035	23	---	24/02	4.30	1	GGB-FXD-240235-23Y-2.000-1.000	---	---	---	10.0000 22/06/2015	---	---	---	---	---
35,547,268	1.00	4.30	Actual/Actual	24/02/2036	24	---	24/02	4.30	1	GGB-FXD-240236-24Y-2.000-1.000	---	---	---	10.0000 22/06/2015	---	---	---	---	---
40,246,306	1.00	4.30	Actual/Actual	24/02/2037	25	---	24/02	4.30	1	GGB-FXD-240237-25Y-2.000-1.000	---	---	---	10.0000 22/06/2015	---	---	---	---	---
37,643,952	1.00	4.30	Actual/Actual	24/02/2038	26	---	24/02	4.30	1	GGB-FXD-240238-26Y-2.000-1.000	---	---	---	10.0000 22/06/2015	---	---	---	---	---
36,977,100	1.00	4.30	Actual/Actual	24/02/2039	27	---	24/02	4.30	1	GGB-FXD-240239-27Y-2.000-1.000	---	---	---	10.0000 22/06/2015	---	---	---	---	---
41,615,000	1.00	4.30	Actual/Actual	24/02/2040	28	---	24/02	4.30	1	GGB-FXD-240240-28Y-2.000-1.000	---	---	---	10.0000 22/06/2015	---	---	---	---	---
42,227,208	1.00	4.30	Actual/Actual	24/02/2041	29	---	24/02	4.30	1	GGB-FXD-240241-29Y-2.000-1.000	---	---	---	10.0000 22/06/2015	---	---	---	---	---
68,288,487	1.00	4.30	Actual/Actual	24/02/2042	30	---	24/02	4.30	1	GGB-FXD-240242-30Y-2.000-1.000	---	---	---	10.0000 22/06/2015	---	---	---	---	---
4,000,000	1,000.00	3.88	Actual/Actual	12/03/2029	10	---	12/03	3.88	1	GGB-FXD-120329-10Y-3.875-1.000	---	---	---	---	---	---	100.0000	B	15/10/2019
4,500,000	1,000.00	0.00	Actual/Actual	12/02/2026	5	---	12/02	0.00	1	GGB-FXD-120226-05Y-0.000-1.000	---	---	---	---	---	---	---	---	---
2,209,163	1,000.00	3.38	Actual/Actual	15/02/2025	7	---	15/02	3.38	1	GGB-FXD-150225-07Y-3.375-1.000	---	---	---	---	---	---	---	---	---
964,000	1,000.00	3.25	Actual/Actual	20/03/2025	6	---	20/03	3.25	1	GGB-FXD-200325-06Y-3.250-1.000	---	---	---	---	---	---	---	---	---
2,100,000	1,000.00	3.55	Actual/Actual	20/03/2026	7	---	20/03	3.55	1	GGB-FXD-200326-07Y-3.550-1.000	---	---	---	---	---	---	---	---	---
5,500,000	1,000.00	1.50	Actual/Actual	18/06/2030	10	---	18/06	1.50	1	GGB-FXD-180630-10Y-1.500-1.000	---	---	---	---	---	---	---	---	---
3,500,000	1,000.00	4.38	Actual/Actual	18/07/2038	15	---	18/07	4.38	1	GGB-FXD-180738-15Y-4.375-1.000	---	---	---	---	---	---	---	---	---

Government Bonds Notes

Transactions Volume = (Pieces) * (Nominal Price). Transactions Value = (Pieces) * (Nominal Price) * (price %) + (Accrued interest).

The Value of current coupon for the issues with NV 0.01 euro refers to NV 100 euros

FLR: Floating Interest Rate.

[1] - The Expiration Date of the interest bearing period and the Date for coupon payment.

Government Bonds

Number Listed Bonds	Nominal price	Today's Rate	Accrued Interest Calc	Exp. Date [1]	Duration (years)	Note	Coupons Date	Curr. coupon value	Trading Unit	Government Bonds	Price min	Price max	Closing price	Previous closing price/date	Volume	Transactions Value	Price	Last order Buy / Sell	Date
40,000	1,000.00	4.67	FLR	Actual/360	18/09/2024	1	---	18/09 - 19/03	---	1	GGB-FLT-180924-01Y-4.670-1.000	---	---	---	---	---	---	---	---
5,364,250	1,000.00	3.25		Actual/Actual	20/03/2050	30	---	20/03	3.25	1	GGB-FXD-200350-30Y-3.250-1.000	---	---	---	---	---	---	---	---
3,924,361	1,000.00	2.00		Actual/Actual	22/04/2027	7	---	22/04	2.00	1	GGB-FXD-220427-07Y-2.000-1.000	---	---	---	---	---	99.9000	B	22/04/2020
2,500,000	1,000.00	1.88		Actual/Actual	23/07/2026	7	---	23/07	1.88	1	GGB-FXD-230726-07Y-1.875-1.000	---	---	---	---	---	---	---	---
4,700,000	1,000.00	4.25		Actual/Actual	15/06/2033	10	---	15/06	4.25	1	GGB-FXD-150633-10Y-4.250-1.000	---	---	---	---	---	---	---	---
3,500,000	1,000.00	1.88		Actual/Actual	24/01/2052	30	---	24/01	1.88	1	GGB-FXD-240152-30Y-1.875-1.000	---	---	---	---	---	---	---	---
3,700,000	1,000.00	1.75		Actual/Actual	18/06/2032	10	---	18/06	1.75	1	GGB-FXD-180632-10Y-1.750-1.000	---	---	---	---	---	---	---	---
2,200,000	1,000.00	1.13	FLR	Actual/360	15/12/2027	5	---	- 15/12 - 15/03 -	---	1	GGB-FLT-151227-05Y-1.130-1.000	---	---	---	---	---	102.1600	B	30/12/2022

Government Bonds Notes

Transactions Volume = (Pieces) * (Nominal Price). Transactions Value = (Pieces) * (Nominal Price) * (price %) + (Accrued interest).

The Value of current coupon for the issues with NV 0.01 euro refers to NV 100 euros

FLR: Floating Interest Rate.

[1] - The Expiration Date of the interest bearing period and the Date for coupon payment.

Treasury Bills & Zero Coupon Government Bonds

Issue Date	13-Week Maturity									26-Week Maturity									52-Week Maturity								
	Exp. Date	Initial Rate	Num Listed Bonds	Nominal price	Issue price	Last Trade Price	Last Trade Date	Volume Traded	Note	Exp. Date	Initial Rate	Num Listed Bonds	Nominal price	Issue price	Last Trade Price	Last Trade Date	Volume Traded	Note	Exp. Date	Initial Rate	Num Listed Bonds	Nominal price	Issue price	Last Trade Price	Last Trade Date	Volume Traded	Note
10/03/2023	---	---	---	---	---	---	---	---	---	---	---	---	---	---	---	---	---	---	08/03/2024	3.75	1,000,000	1,000.00	963.46	---	---	---	---
09/06/2023	---	---	---	---	---	---	---	---	---	---	---	---	---	---	---	---	---	---	07/06/2024	3.84	1,600,000	1,000.00	962.60	---	---	---	---
08/09/2023	---	---	---	---	---	---	---	---	---	---	---	---	---	---	---	---	---	---	06/09/2024	3.81	812,500	1,000.00	962.90	---	---	---	---
08/12/2023	---	---	---	---	---	---	---	---	---	---	---	---	---	---	---	---	---	---	06/12/2024	3.70	600,000	1,000.00	963.90	---	---	---	---

Bonds in Circulation	Currency / Min nominal traded Value	Coupons Payment Date	Current Coupon Value	Note	Coupon	Trading Unit	Issue Date	Duration (years)	Today's Interest	A.I.C in days	Bonds	Last price of previous days		Last Outcry in Cash (euro)			Trades in Pieces	Life min	Life Max
												Price	Buy / Sell	Date	Price	Buy / Sell			
Corporate Bonds in Foreign Currency and Euro																			
103,746	GBP / 10	01/12	0.25	---	65	1	01/12/1930	98	2.5	360	National Mortgage Bank	2.27	05/02/1996	2.27	S	05/02/1996	---	2.27	2.27
0	GBP / 10	01/12	0.25	---	67	1	01/12/1928	100	2.5	360	National Mortgage Bank	---	---	---	---	---	---	---	---

Government Bonds Notes

A.I.C: Accrued Interest Calculation base.

FLR: Floating Interest Rate.

The minimum tradeable Nominal Value for all Demeterialised Government Titles is 100 Euros.

(μτφρ-0)

Athex & ATHEXClear Members List

Member Name				Stock Market			Derivatives Market		ATHEXClear Member	
	Address	Phone	Fax	Market Member	Remote Member	Market Maker	Proprietary	Market Maker	General Clearing	Direct Clearing
A. SARRIS SECURITIES S.A.				a						
6, ΔΡΑΓΑΤΣΑΝΙΟΥ 6 ΑΘΗΝΑ	2103367700									
AEONIC SECURITIES C.I.F. P.L.C.				a						
, ΛΑΪΟΥ 6, ΓΡ. 301B, ANNA COURT	35725337600									
ALPHA BANK S.A.									a	
, ΣΤΑΔΙΟΥ 40 ΑΘΗΝΑ	2103260000									
ALPHA FINANCE INVESTMENT SERVICES SINGLE MEMBER SA				a		a	a	a		a
5, ΠΑΝΕΠΙΣΤΗΜΙΟΥ 45 ΑΘΗΝΑ	2103677400									
ARGUS STOCKBROKERS LTD				a	a		a			
25, 25 ΛΕΩΦΟΡΟΣ ΔΗΜΟΣΘΕΝΗ ΣΕΒΕΡΗ	0035722717000									
ATLANTIC SECURITIES LTD				a	a					
37, ΠΡΟΔΡΟΜΟΥ 37	0035722445400									
AXON SECURITIES S.A.				a			a			
48, ΣΤΑΔΙΟΥ 48 ΑΘΗΝΑ	2103363800									
BETA SECURITIES S.A.				a		a	a			a
29, Λ. ΑΛΕΞΑΝΔΡΑΣ 29 ΑΘΗΝΑ	2106478930									
BNP PARIBAS S.A.									a	
, ΛΑΜΨΑΚΟΥ 2 ΑΘΗΝΑ	2107468525									
BOFA SECURITIES EUROPE SA				a	a					
, 112 AVENUE KL'BER 75116	+33 153655555									
CAPITAL SECURITIES S.A.				a			a			
58, ΜΗΤΡΟΠΟΛΕΩΣ 58 ΑΘΗΝΑ	2103369700									
CITIGROUP GLOBAL MARKETS EUROPE AG				a	a					
16, REUTERWEG 16	+49 691366-0									
CITIGROUP GLOBAL MARKETS LIMITED				a						
1, 33 CANADA SQUARE -CANARY WHARF	+44 02079864000									
CREDIT SUISSE BANK (EUROPE), S.A.				a	a					
, CALLE AYALA 42, 3A PLANTA-B MADRID	+34917916000									
CREDIT SUISSE SECURITIES (EUROPE) LIMITED				a						
1, ONE CABOT SQUARE LONDON	+44 2078888888									
CYCLOS SECURITIES S.A.				a			a			
39, ΧΑΡΙΛΑΟΥ ΤΡΙΚΟΥΠΗ 6-8-10 ΑΘΗΝΑ	2103364300									
DEUTSCHE BANK S.A.					a					
1, GREAT WINCHESTER STREET LONDON	+44 20 754 54209	00441133361437								
EUROBANK EQUITIES INVESTMENT FIRM SINGLE MEMBER SA				a		a	a	a		a
, ΦΙΛΕΛΛΗΝΩΝ 10 & ΞΕΝΟΦΩΝΤΟΣ 13 ΑΘΗΝΑ	2103720425									
EUROBANK S.A.									a	
, ΟΘΩΝΟΣ 8 ΑΘΗΝΑ	2144043907									
EUROCORP INVESTMENT SERVICES S.A.				a			a			a
14, ΠΛ.ΦΙΛΙΚΗΣ ΕΤΑΙΡΕΙΑΣ 14 ΑΘΗΝΑ	2107263600									
EUOTRUST INVESTMENT FIRM SA				a						
113, ΣΕΒΑΣΤΟΥΠΟΛΕΩΣ 113 ΑΘΗΝΑ	2103363100									
EUROXX SECURITIES S.A.				a		a	a	a		a
7, ΠΑΛΕΟΛΟΓΟΥ CHALANDRI	+30 2106879400	210-6879401								
7, ΠΑΛΑΙΟΛΟΓΟΥ CHALANDRI	(210)-6879400	(210)-6879401								
FREEDOM FINANCE EUROPE LTD				a	a					
, ΧΡΙΣΤΑΚΗ ΚΡΑΝΟΥ 20	035725257786									
G. A. PERVANAS SECURITIES- INVESTMENT SERVICES S.A.				a						
7-9, ΣΟΦΟΚΛΕΟΥΣ 7-9 ΑΘΗΝΑ	2103727200									
GLOBAL CAPITAL SECURITIES & FINANCIAL SERVICES LTD				a	a					
50, ΛΑΡΧΙΕΠΙΣΚΟΠΟΥ ΜΑΚΑΡΙΟΥ Γ50	0035722710710									
GREENPOST TRADING EUROPE LTD				a	a	a				
, ΚΙΜΟΝΟΣ 3, ACROPOLIS MANSIONS, 2ND FLOOR, FLAT/OFFICE 202	035722521389									
HELLENIC AMERICAN SECURITIES S.A.				a		a	a			a
27, ΑΝΔΡΕΑ ΠΑΠΑΝΔΡΕΟΥ 27 MAROUSI	2103311100									
HELLENIC BANK (INVESTMENTS) LTD					a					
, ΑΥΕ.ΚΥΡΙΑΚΟΥ MATSI 31 - PO BOX 24747 NICOSIA	+357 22500100	357 22500110								
HSBC CONTINENTAL EUROPE									a	
109-111, Λ.ΜΕΣΟΓΕΙΩΝ 109-111	2106960000									
INDEX SECURITIES S.A.				a						
6, ΔΡΑΓΑΤΣΑΝΙΟΥ 6 ΑΘΗΝΑ	2103213920									
J. CHR. MAVRIKIS SECURITIES S.A.				a						
5, ΣΟΦΟΚΛΕΟΥΣ 5 ΑΘΗΝΑ	2103216730									

Athex & ATHEXClear Members List

Member Name				Stock Market			Derivatives Market		ATHEXClear Member	
	Address	Phone	Fax	Market Member	Remote Member	Market Maker	Proprietary	Market Maker	General Clearing	Direct Clearing
KAPPA SECURITIES S.A.				a			a			
15, ΒΑΛΑΩΡΙΤΟΥ 15 ΑΘΗΝΑ	2103678600									
KARAMANOF SECURITIES & INVESTMENT SERVICES S.A.				a						
2, ΠΛ.ΑΓ.ΘΕΟΔΩΡΩΝ 2 ΑΘΗΝΑ	2103212947									
LAIKI FINANCIAL SERVICES LTD					a					
26, AVE. VYRONOS NICOSIA	357 22367367	357 22718567								
LEON DEPOLAS SECURITIES S.A.				a		a	a			
1, ΧΡΗΣΤΟΥ ΛΑΔΑ 1 ΑΘΗΝΑ	2103213276 -28									
MEGA EQUITY SECURITIES & FINANCIAL SERVICES PUBLIC LTD				a	a		a			
42-44, ΛΕΩΦ.ΓΡΙΒΑ ΔΙΓΕΝΗ 42-44	0035722711711									
MERIT SECURITIES S.A				a		a	a			a
5, ΣΟΦΟΚΛΕΟΥΣ 5 ΑΘΗΝΑ	2103671880									
MERRILL LYNCH INTERNATIONAL				a						
2, 2 KING EDWARD STREET LONDON	+44 20276281000									
N. CHRYSOCHOIDIS SECURITIES S.A.				a			a			a
7-9, ΣΟΦΟΚΛΕΟΥΣ 7-9 ΑΘΗΝΑ	2103213913									
NATIONAL BANK OF GREECE S.A.				a		a	a		a	
86, ΑΙΟΛΟΥ STR. ΑΘΗΝΑ	(210)-3341000	(210)-3228187								
68, ΑΚΑΔΙΜΙΑΣ STR. ΑΘΗΝΑ	(210)-3328817	(210)-3328678								
NATIONAL SECURITIES SINGLE MEMBER SA				a		a	a	a		
66, ΛΕΩΦΟΡΟΣ ΑΘΗΝΩΝ 128-132 & ΙΦΙΓΕΝΙΑΣ ΑΘΗΝΑ	2103328784									
NUNTIUS BROKERAGE AND INVESTMENT SERVICES S.A				a						
6, ΔΡΑΓΑΤΣΑΝΙΟΥ 6 ΑΘΗΝΑ	2103350599									
ONE PLUS CAPITAL LIMITED				a	a					
, 75 PRODROMOU AVENUE NICOSIA 1307	35722873760									
OPTIMA BANK S.A.				a		a	a	a	a	
, ΑΙΓΙΑΛΕΙΑΣ 32 & ΠΑΡΑΔΕΙΣΟΥ ΜΑΡΟΥΣΙ	210 8173000									
PANCRETA BANK S.A									a	
, ΙΚΑΡΟΥ 5	2810338746									
PANTELAKIS SECURITIES S.A.				a		a	a	a		
57, ΕΘΝΙΚΗΣ ΑΝΤΙΣΤΑΣΕΩΣ 57, ΚΤΙΠΙΟ Β CHALANDRI	2106965000									
PIRAEUS BANK S.A.				a			a		a	
, ΑΜΕΡΙΚΗΣ 4 ΑΘΗΝΑ	2103335000									
PIRAEUS SECURITIES S. A.				a		a	a	a		a
10, ΣΤΑΔΙΟΥ 10 ΑΘΗΝΑ	2103354100									
PROCHOICE SECURITIES LTD				a	a					
57, ΛΕΩΦ.ΣΠΥΡΟΥ ΚΥΠΡΙΑΝΟΥ 57, ΑΚΙΝΗΤΑ Φ	035724661192									
SHARELINK SECURITIES & FINANCIAL SERVICES LTD				a			a			
6, HOUSE-ΘΕΟΤΟΚΗ 6 ΜΕΓΑΡΟ ΕΛΜΗΝΑ	+357 22554200									
SOCIETE GENERALE S.A.				a	a		a			
, 17 COURS VALMY, CEDEX	+157290504									
SOLIDUS SECURITIES S.A				a			a			a
64, ΛΟΥΙΖΗΣ ΠΙΑΝΚΟΥΡ 64 ΑΘΗΝΑ	2106900600									
ST. EM. LAVRENTAKIS SECURITIES S.A.				a			a			
7-9, ΣΟΦΟΚΛΕΟΥΣ 7-9 ΑΘΗΝΑ	2103213336									
THE CYPRUS INVESTMENT & SECURITIES CORPORATION LTD				a	a					
154, 1 AG. PROKOPIΟΥ & POSIDONOS 1ST FLOOR	0035722121700									
UBS EUROPE SE				a	a					
, OPERNTURM, BOCKENHEIMER LANDSTRASSE 2-4	496921790									
UBS LIMITED					a					
1, FINSBURY AVENUE LONDON	+44 2075687135									

List of Stocks under Market Making operations

Securities	Market Maker	Start Market Making	Stock Category	Suspension Status
MLS MULTIMEDIA SA (CR)	PIRAEUS SECURITIES S. A.	01/08/2019		
ALPHA ETF FTSE Athex Large Cap	ALPHA FINANCE INVESTMENT SERVICES SINGLE MEMBER SA NATIONAL SECURITIES SINGLE MEMBER SA	02/01/1900 02/01/1900	Exchange Traded Funds (ETFs)	
ADMIE (IPTO) HOLDING S.A. (CR)	EUROBANK EQUITIES INVESTMENT FIRM SINGLE MEMBER SA HELLENIC AMERICAN SECURITIES S.A. PIRAEUS SECURITIES S. A.	24/05/2021 09/03/2020 29/06/2017	Main Market	
AEGEAN AIRLINES (CR)	EUROBANK EQUITIES INVESTMENT FIRM SINGLE MEMBER SA	22/09/2020	Main Market	
ALPHA SERVICES HOLD (CR)	ALPHA FINANCE INVESTMENT SERVICES SINGLE MEMBER SA EUROBANK EQUITIES INVESTMENT FIRM SINGLE MEMBER SA GREENPOST TRADING EUROPE LTD HELLENIC AMERICAN SECURITIES S.A. LEON DEPOLAS SECURITIES S.A. MERIT SECURITIES S.A. NATIONAL SECURITIES SINGLE MEMBER SA PIRAEUS SECURITIES S. A.	29/02/2016 22/10/2006 12/06/2023 25/07/2014 04/01/2016 03/09/2012 02/01/1900 28/05/2009	Main Market	
ALPHA TRUST HOLDINGS (CR)	EUROBANK EQUITIES INVESTMENT FIRM SINGLE MEMBER SA LEON DEPOLAS SECURITIES S.A.	06/02/2023 04/01/2021	Main Market	
ALUMIL (CR)	PIRAEUS SECURITIES S. A.	31/07/2023	Main Market	
ANDROMEDA SA (CR)	BETA SECURITIES S.A. OPTIMA BANK S.A.	15/02/2021 03/04/2023	Main Market	
ATTICA BANK S.A. (CR)	EUROXX SECURITIES S.A.	22/01/2016	Main Market	
AUSTRIACARD (CB)	BETA SECURITIES S.A. EUROBANK EQUITIES INVESTMENT FIRM SINGLE MEMBER SA	23/03/2023 15/05/2023	Main Market	
AUTOHELLAS SA (CR)	ALPHA FINANCE INVESTMENT SERVICES SINGLE MEMBER SA EUROXX SECURITIES S.A.	01/07/2019 02/07/2018	Main Market	
AVAX S.A. (CR)	EUROBANK EQUITIES INVESTMENT FIRM SINGLE MEMBER SA OPTIMA BANK S.A. PIRAEUS SECURITIES S. A.	14/12/2015 04/09/2023 01/02/2021	Main Market	
AVE (CR)	EUROXX SECURITIES S.A.	05/06/2020	Main Market	
BRIQ PROPERTIES (CR)	EUROBANK EQUITIES INVESTMENT FIRM SINGLE MEMBER SA LEON DEPOLAS SECURITIES S.A.	09/09/2019 22/02/2021	Main Market	
CC HBC AG (CR)	BETA SECURITIES S.A. NATIONAL SECURITIES SINGLE MEMBER SA PIRAEUS SECURITIES S. A.	08/03/2021 02/01/1900 04/05/2015	Main Market	
CENERGY HOLDINGS (CB)	ALPHA FINANCE INVESTMENT SERVICES SINGLE MEMBER SA EUROBANK EQUITIES INVESTMENT FIRM SINGLE MEMBER SA OPTIMA BANK S.A. PANTELAKIS SECURITIES S.A.	02/01/2016 02/01/2016 14/03/2022 27/12/2022	Main Market	
CNL CAPITAL (CR)	MERIT SECURITIES S.A.	01/10/2018	Main Market	
DIMAND (CR)	ALPHA FINANCE INVESTMENT SERVICES SINGLE MEMBER SA EUROBANK EQUITIES INVESTMENT FIRM SINGLE MEMBER SA PANTELAKIS SECURITIES S.A.	08/08/2022 08/08/2022 15/05/2023	Main Market	
EKTER SA (CR)	BETA SECURITIES S.A. EUROBANK EQUITIES INVESTMENT FIRM SINGLE MEMBER SA LEON DEPOLAS SECURITIES S.A.	26/09/2022 16/10/2017 21/05/2018	Main Market	
ELASTRON (CR)	LEON DEPOLAS SECURITIES S.A.	20/02/2017	Main Market	

List of Stocks under Market Making operations

Securities	Stock Category
Market Maker	Start Market Making
ELLAKTOR (CR)	Main Market
ALPHA FINANCE INVESTMENT SERVICES SINGLE MEMBER SA	18/03/2019
EUROBANK EQUITIES INVESTMENT FIRM SINGLE MEMBER SA	01/06/2012
EUROXX SECURITIES S.A.	24/09/2018
NATIONAL SECURITIES SINGLE MEMBER SA	02/01/1900
PIRAEUS SECURITIES S. A.	22/10/2018
ELTON SA (CR)	Main Market
OPTIMA BANK S.A.	30/01/2023
ELVALHALCOR (CR)	Main Market
ALPHA FINANCE INVESTMENT SERVICES SINGLE MEMBER SA	07/05/2018
BETA SECURITIES S.A.	09/01/2023
EUROBANK EQUITIES INVESTMENT FIRM SINGLE MEMBER SA	07/05/2018
ENTERSOFT (CR)	Main Market
ALPHA FINANCE INVESTMENT SERVICES SINGLE MEMBER SA	23/03/2023
EUROBANK EQUITIES INVESTMENT FIRM SINGLE MEMBER SA	22/06/2020
EUROBANK HOLDINGS (CR)	Main Market
ALPHA FINANCE INVESTMENT SERVICES SINGLE MEMBER SA	09/01/2006
EUROBANK EQUITIES INVESTMENT FIRM SINGLE MEMBER SA	01/06/2012
GREENPOST TRADING EUROPE LTD	12/06/2023
HELLENIC AMERICAN SECURITIES S.A.	25/07/2014
LEON DEPOLAS SECURITIES S.A.	30/11/2018
MERIT SECURITIES S.A	06/11/2017
NATIONAL SECURITIES SINGLE MEMBER SA	02/01/1900
PIRAEUS SECURITIES S. A.	28/09/2009
EUROCONSULTANTS S.A. (CR)	Main Market
OPTIMA BANK S.A.	01/02/2023
EYDAP S.A. (CR)	Main Market
ALPHA FINANCE INVESTMENT SERVICES SINGLE MEMBER SA	27/01/2020
EUROBANK EQUITIES INVESTMENT FIRM SINGLE MEMBER SA	10/06/2019
FOURLIS (CR)	Main Market
EUROBANK EQUITIES INVESTMENT FIRM SINGLE MEMBER SA	01/12/2016
PIRAEUS SECURITIES S. A.	06/03/2017
GEK TERNA (CR)	Main Market
BETA SECURITIES S.A.	08/03/2021
EUROBANK EQUITIES INVESTMENT FIRM SINGLE MEMBER SA	24/05/2021
PIRAEUS SECURITIES S. A.	29/08/2019
GR. SARANTIS S.A. (CR)	Main Market
BETA SECURITIES S.A.	14/05/2012
EUROBANK EQUITIES INVESTMENT FIRM SINGLE MEMBER SA	24/10/2016
HELLENIC EXCHANGES-A.S.E. (CR)	Main Market
HELLENIC AMERICAN SECURITIES S.A.	01/09/2014
NATIONAL SECURITIES SINGLE MEMBER SA	02/01/1900
PIRAEUS SECURITIES S. A.	04/05/2015
HELLENIQ ENERGY (CR)	Main Market
ALPHA FINANCE INVESTMENT SERVICES SINGLE MEMBER SA	07/11/2023
EUROBANK EQUITIES INVESTMENT FIRM SINGLE MEMBER SA	01/11/2023
HELLENIC AMERICAN SECURITIES S.A.	14/09/2015
PIRAEUS SECURITIES S. A.	20/03/2017
IDEAL HOLDINGS (CR)	Main Market
EUROBANK EQUITIES INVESTMENT FIRM SINGLE MEMBER SA	07/06/2021
PIRAEUS SECURITIES S. A.	07/06/2021
INTERCONTINENTAL (CR)	Main Market
LEON DEPOLAS SECURITIES S.A.	03/06/2019
INTERLIFE G.C.I.(CR)	Main Market
BETA SECURITIES S.A.	24/10/2022
INTERWOOD-XYLEMPORIA (CR)	Main Market
EUROBANK EQUITIES INVESTMENT FIRM SINGLE MEMBER SA	05/07/2021
PANTELAKIS SECURITIES S.A.	01/07/2021
INTRAKAT (CR)	Main Market
BETA SECURITIES S.A.	04/10/2021
PANTELAKIS SECURITIES S.A.	10/10/2022
JUMBO SA (CR)	Main Market
BETA SECURITIES S.A.	01/02/2021
EUROBANK EQUITIES INVESTMENT FIRM SINGLE MEMBER SA	25/05/2020
GREENPOST TRADING EUROPE LTD	12/06/2023
MERIT SECURITIES S.A	06/11/2017
PIRAEUS SECURITIES S. A.	06/03/2017
KLOUKINAS - LAPPAS SA (CR)	Main Market
OPTIMA BANK S.A.	02/01/2023

List of Stocks under Market Making operations

Securities	Stock Category
Market Maker	Start Market Making
KRI-KRI S.A. (CR)	Main Market
EUROBANK EQUITIES INVESTMENT FIRM SINGLE MEMBER SA	07/05/2018
LEON DEPOLAS SECURITIES S.A.	16/01/2017
PIRAEUS SECURITIES S. A.	11/12/2023
LAMDA DEVELOPMENT SA (CR)	Main Market
EUROBANK EQUITIES INVESTMENT FIRM SINGLE MEMBER SA	08/12/2014
PANTELAKIS SECURITIES S.A.	06/11/2017
PIRAEUS SECURITIES S. A.	29/06/2017
LAMPASA HOTEL SA (CR)	Main Market
LEON DEPOLAS SECURITIES S.A.	16/01/2017
MOTODYNAMICS S.A. (CR)	Main Market
OPTIMA BANK S.A.	25/08/2023
MOTOR OIL (CR)	Main Market
BETA SECURITIES S.A.	08/03/2021
EUROBANK EQUITIES INVESTMENT FIRM SINGLE MEMBER SA	22/10/2006
GREENPOST TRADING EUROPE LTD	12/06/2023
LEON DEPOLAS SECURITIES S.A.	01/04/2019
MERIT SECURITIES S.A.	25/02/2019
NATIONAL SECURITIES SINGLE MEMBER SA	02/01/1900
PIRAEUS SECURITIES S. A.	04/05/2015
MPLE KEDROS (CR)	Main Market
OPTIMA BANK S.A.	08/11/2023
OPTIMA BANK S.A.	16/10/2023
MYTILINEOS (CR)	Main Market
ALPHA FINANCE INVESTMENT SERVICES SINGLE MEMBER SA	15/04/2019
BETA SECURITIES S.A.	11/04/2022
EUROBANK EQUITIES INVESTMENT FIRM SINGLE MEMBER SA	20/09/2017
GREENPOST TRADING EUROPE LTD	12/06/2023
MERIT SECURITIES S.A.	25/02/2019
NATIONAL SECURITIES SINGLE MEMBER SA	02/01/1900
PIRAEUS SECURITIES S. A.	04/05/2015
NATIONAL BANK (CR)	Main Market
ALPHA FINANCE INVESTMENT SERVICES SINGLE MEMBER SA	09/01/2006
EUROBANK EQUITIES INVESTMENT FIRM SINGLE MEMBER SA	22/10/2006
GREENPOST TRADING EUROPE LTD	12/06/2023
HELLENIC AMERICAN SECURITIES S.A.	25/07/2014
LEON DEPOLAS SECURITIES S.A.	20/05/2015
MERIT SECURITIES S.A.	03/09/2012
NATIONAL SECURITIES SINGLE MEMBER SA	02/01/1900
PIRAEUS SECURITIES S. A.	08/09/2008
OPAP (CR)	Main Market
ALPHA FINANCE INVESTMENT SERVICES SINGLE MEMBER SA	09/01/2006
BETA SECURITIES S.A.	11/04/2022
EUROBANK EQUITIES INVESTMENT FIRM SINGLE MEMBER SA	22/10/2006
GREENPOST TRADING EUROPE LTD	12/06/2023
HELLENIC AMERICAN SECURITIES S.A.	25/07/2014
MERIT SECURITIES S.A.	20/03/2017
NATIONAL SECURITIES SINGLE MEMBER SA	02/01/1900
PIRAEUS SECURITIES S. A.	04/05/2015
OPTIMA BANK (CR)	Main Market
ALPHA FINANCE INVESTMENT SERVICES SINGLE MEMBER SA	12/12/2023
EUROBANK EQUITIES INVESTMENT FIRM SINGLE MEMBER SA	11/12/2023
OPTIMA BANK S.A.	06/11/2023
ORILINA PROPERTIES REIC (CR)	Main Market
EUROBANK EQUITIES INVESTMENT FIRM SINGLE MEMBER SA	11/12/2023
LEON DEPOLAS SECURITIES S.A.	11/12/2023
OTE (CR)	Main Market
ALPHA FINANCE INVESTMENT SERVICES SINGLE MEMBER SA	09/01/2006
BETA SECURITIES S.A.	11/04/2022
EUROBANK EQUITIES INVESTMENT FIRM SINGLE MEMBER SA	22/10/2006
GREENPOST TRADING EUROPE LTD	12/06/2023
HELLENIC AMERICAN SECURITIES S.A.	25/07/2014
LEON DEPOLAS SECURITIES S.A.	20/04/2015
MERIT SECURITIES S.A.	20/03/2017
NATIONAL SECURITIES SINGLE MEMBER SA	02/01/1900
PIRAEUS SECURITIES S. A.	08/09/2008
P.P.A. S.A. (CR)	Main Market
EUROBANK EQUITIES INVESTMENT FIRM SINGLE MEMBER SA	06/02/2019

List of Stocks under Market Making operations

Securities	Market Maker	Start Market Making	Stock Category
PAPOUTSANIS (CR)			
	ALPHA FINANCE INVESTMENT SERVICES SINGLE MEMBER SA	19/11/2018	Main Market
	BETA SECURITIES S.A.	25/11/2013	
PETROPOULOS PETROS (CR)			
	EUROBANK EQUITIES INVESTMENT FIRM SINGLE MEMBER SA	01/04/2019	Main Market
	PANTELAKIS SECURITIES S.A.	16/03/2020	
PIRAEUS FINANCIAL HOLD (CR)			
	ALPHA FINANCE INVESTMENT SERVICES SINGLE MEMBER SA	15/04/2019	Main Market
	EUROBANK EQUITIES INVESTMENT FIRM SINGLE MEMBER SA	22/10/2006	
	EUROXX SECURITIES S.A.	15/02/2016	
	GREENPOST TRADING EUROPE LTD	12/06/2023	
	HELLENIC AMERICAN SECURITIES S.A.	25/07/2014	
	LEON DEPOLAS SECURITIES S.A.	30/11/2018	
	MERIT SECURITIES S.A	16/09/2013	
	NATIONAL SECURITIES SINGLE MEMBER SA	02/01/1900	
	PIRAEUS SECURITIES S. A.	16/02/2009	
PPC (CR)			
	ALPHA FINANCE INVESTMENT SERVICES SINGLE MEMBER SA	09/01/2006	Main Market
	BETA SECURITIES S.A.	01/02/2021	
	EUROBANK EQUITIES INVESTMENT FIRM SINGLE MEMBER SA	22/10/2006	
	GREENPOST TRADING EUROPE LTD	12/06/2023	
	HELLENIC AMERICAN SECURITIES S.A.	01/09/2014	
	MERIT SECURITIES S.A	06/11/2017	
	NATIONAL SECURITIES SINGLE MEMBER SA	02/01/1900	
	PIRAEUS SECURITIES S. A.	28/09/2009	
PREMIA (CR)			
	BETA SECURITIES S.A.	01/06/2021	Main Market
	LEON DEPOLAS SECURITIES S.A.	05/12/2022	
	PANTELAKIS SECURITIES S.A.	23/12/2021	
PROFILE SA (CR)			
	OPTIMA BANK S.A.	03/04/2023	Main Market
	PANTELAKIS SECURITIES S.A.	01/07/2019	
QUALITY & RELIABILITY SA (CR)			
	OPTIMA BANK S.A.	03/01/2023	Main Market
QUEST HOLDINGS (CR)			
	BETA SECURITIES S.A.	26/03/2018	Main Market
	EUROBANK EQUITIES INVESTMENT FIRM SINGLE MEMBER SA	28/01/2019	
REVOIL (CR)			
	BETA SECURITIES S.A.	26/06/2023	Main Market
SIDMA STEEL (CR)			
	OPTIMA BANK S.A.	25/05/2023	Main Market
SPACE HELLAS SA (CR)			
	MERIT SECURITIES S.A	09/12/2022	Main Market
TECHNICAL OLYMPIC SA (CR)			
	OPTIMA BANK S.A.	05/07/2023	Main Market
TERNA ENERGY (CR)			
	EUROBANK EQUITIES INVESTMENT FIRM SINGLE MEMBER SA	24/05/2021	Main Market
	PIRAEUS SECURITIES S. A.	09/12/2019	
THRACE PLASTICS SA (CR)			
	ALPHA FINANCE INVESTMENT SERVICES SINGLE MEMBER SA	26/03/2018	Main Market
	EUROBANK EQUITIES INVESTMENT FIRM SINGLE MEMBER SA	26/03/2018	
TITAN CEMENT (CB)			
	BETA SECURITIES S.A.	01/02/2021	Main Market
	EUROBANK EQUITIES INVESTMENT FIRM SINGLE MEMBER SA	06/11/2019	
	PIRAEUS SECURITIES S. A.	18/01/2021	
TRADE ESTATES REIC (CR)			
	EUROBANK EQUITIES INVESTMENT FIRM SINGLE MEMBER SA	08/11/2023	Main Market
	EUROBANK EQUITIES INVESTMENT FIRM SINGLE MEMBER SA	10/11/2023	
	PANTELAKIS SECURITIES S.A.	08/11/2023	
	PANTELAKIS SECURITIES S.A.	10/11/2023	
TZIRAKIAN PROFIL (CR)			
	LEON DEPOLAS SECURITIES S.A.	19/07/2021	Main Market
VIOHALCO SA/NV (CB)			
	ALPHA FINANCE INVESTMENT SERVICES SINGLE MEMBER SA	11/03/2008	Main Market
	EUROBANK EQUITIES INVESTMENT FIRM SINGLE MEMBER SA	04/03/2014	
	MERIT SECURITIES S.A	17/03/2014	

Underlying Asset				Derivatives Market													
Price max	Price min	Closing price	change	Delivery Month	Open price	Price max	Price min	Last price	Closing price	Last Bid	Last Ask	Fixing price*	Life high	Life low	Trades	Volume	Open Interest
FTSE/Athex Large Cap				(Trade Unit: 1 Index Point x 2E, Cash Settlement)													
3,290.24	3,260.40	3,286.84	0.04%	January 2024	3,285.00	3,292.50	3,265.00	3,288.00	3,288.00	---	---		3,292.50	---	69	958	3,773
				February 2024	3,278.00	3,298.50	3,268.00	3,287.25	3,287.25	---	---		3,365.25	---	61	956	761
				March 2024	---	---	---	---	3,297.00	---	---		---	---	---	---	---
				June 2024	---	---	---	---	3,314.75	---	---		---	---	---	---	---
				September 2024	---	---	---	---	3,331.50	---	---		---	---	---	---	---
				December 2024	---	---	---	---	3,348.00	---	---		---	---	---	---	---
FTSE/Athex Banks				(Trade Unit: 1 Index Point x 15E, Cash Settlement)													
1,154.21	1,141.21	1,144.49	-0.84%	March 2024	1,153.25	1,160.25	1,152.00	1,152.00	1,152.00	---	---		1,160.25	---	15	32	1,261
				June 2024	---	---	---	---	1,164.50	---	---		---	---	---	---	---
				September 2024	---	---	---	---	1,170.25	---	---		---	---	---	---	---
				December 2024	---	---	---	---	1,176.25	---	---		---	---	---	---	---
MSCI GREECE REBASED				(Trade Unit: 1 Index Point x 2E, Cash Settlement)													
5,280.16	5,225.87	5,273.57	-0.04%	January 2024	---	---	---	---	5,242.75	---	---		5,079.00	---	---	---	83
				February 2024	---	---	---	---	5,286.25	---	---		---	---	---	---	---
				March 2024	---	---	---	---	5,294.25	---	---		---	---	---	---	---
				April 2024	---	---	---	---	5,304.50	---	---		---	---	---	---	---
				May 2024	---	---	---	---	5,312.75	---	---		---	---	---	---	---
				June 2024	---	---	---	---	5,323.00	---	---		---	---	---	---	---
				September 2024	---	---	---	---	5,349.75	---	---		---	---	---	---	---
				December 2024	---	---	---	---	5,376.50	---	---		---	---	---	---	---

Derivatives notes

Fixing prices and final open positions can be retrieved from the following path <http://www.helex.gr/el/web/guest/statistics-end-of-day-derivatives>

Underlying Asset				Derivatives Market													
Price max	Price min	Closing price	change	Delivery Month	Open price	Price max	Price min	Last price	Closing price	Last Bid	Last Ask	Fixing price*	Life high	Life low	Trades	Volume	Open Interest
ADMIE (IPTO) HOLDING S.A. (CR) (Contract Size: 100 Securities, Physical Delivery)																	
2.21	2.18	2.21	0.68%	March 2024	2.21	2.22	2.21	2.22	2.22	---	---	---	2.35	---	15	80	23,883
---	---	---	---	June 2024	---	---	---	---	2.24	---	---	---	2.24	---	---	---	1
---	---	---	---	September 2024	---	---	---	---	2.23	---	---	---	---	---	---	---	---
---	---	---	---	December 2024	---	---	---	---	2.24	---	---	---	---	---	---	---	---
AEGEAN AIRLINES (CR) (Contract Size: 100 Securities, Physical Delivery)																	
11.88	11.58	11.62	-0.51%	March 2024	11.82	11.82	11.67	11.70	11.70	---	---	---	12.14	---	9	49	7,287
---	---	---	---	June 2024	---	---	---	---	11.78	---	---	---	---	---	---	---	---
---	---	---	---	September 2024	---	---	---	---	11.84	---	---	---	---	---	---	---	---
---	---	---	---	December 2024	---	---	---	---	11.90	---	---	---	---	---	---	---	---
ALPHA SERVICES HOLD (CR) (Contract Size: 100 Securities, Physical Delivery)																	
1.622	1.5905	1.5985	-0.96%	March 2024	1.64	1.64	1.60	1.62	1.62	---	---	---	1.64	---	102	4,302	163,722
---	---	---	---	June 2024	---	---	---	---	1.59	---	---	---	1.47	---	---	---	---
---	---	---	---	September 2024	---	---	---	---	1.64	---	---	---	---	---	---	---	---
---	---	---	---	December 2024	---	---	---	---	1.64	---	---	---	---	---	---	---	---
AUTOHELLAS SA (CR) (Contract Size: 100 Securities, Physical Delivery)																	
13.4	13.12	13.4	1.67%	March 2024	13.31	13.37	13.31	13.36	13.36	---	---	---	13.46	---	6	27	227
---	---	---	---	June 2024	---	---	---	---	13.30	---	---	---	---	---	---	---	---
---	---	---	---	September 2024	---	---	---	---	13.36	---	---	---	---	---	---	---	---
---	---	---	---	December 2024	---	---	---	---	13.43	---	---	---	---	---	---	---	---
AVAX S.A. (CR) (Contract Size: 100 Securities, Physical Delivery)																	
1.74	1.704	1.73	0.35%	March 2024	1.72	1.75	1.72	1.74	1.74	---	---	---	1.96	---	7	8	1,270
---	---	---	---	June 2024	---	---	---	---	1.74	---	---	---	---	---	---	---	---
---	---	---	---	September 2024	---	---	---	---	1.75	---	---	---	---	---	---	---	---
---	---	---	---	December 2024	---	---	---	---	1.76	---	---	---	---	---	---	---	---
CC HBC AG (CR) (Contract Size: 100 Securities, Physical Delivery)																	
27.7	27.2	27.51	0.44%	March 2024	27.63	27.63	27.63	27.63	27.63	---	---	---	27.63	---	1	5	295
---	---	---	---	June 2024	---	---	---	---	27.63	---	---	---	---	---	---	---	---
---	---	---	---	September 2024	---	---	---	---	27.77	---	---	---	---	---	---	---	---
---	---	---	---	December 2024	---	---	---	---	27.91	---	---	---	---	---	---	---	---
CENERGY HOLDINGS (CB) (Contract Size: 100 Securities, Physical Delivery)																	
7.56	7.49	7.53	0.94%	March 2024	7.58	7.59	7.58	7.58	7.58	---	---	---	7.60	---	3	8	4,558
---	---	---	---	June 2024	---	---	---	---	7.53	---	---	---	---	---	---	---	---
---	---	---	---	September 2024	---	---	---	---	7.56	---	---	---	---	---	---	---	---
---	---	---	---	December 2024	---	---	---	---	7.60	---	---	---	---	---	---	---	---

Derivatives notes

Fixing prices and final open positions can be retrieved from the following path <http://www.helex.gr/el/web/guest/statistics-end-of-day-derivatives>

Underlying Asset				Derivatives Market													
Price max	Price min	Closing price	change	Delivery Month	Open price	Price max	Price min	Last price	Closing price	Last Bid	Last Ask	Fixing price*	Life high	Life low	Trades	Volume	Open Interest
ELLAKTOR (CR)				(Contract Size: 100 Securities, Physical Delivery)													
2.59	2.51	2.555	1.39%	March 2024	2.58	2.59	2.56	2.58	2.58	---	---	---	2.79	---	10	29	1,938
				June 2024	---	---	---	---	2.54	---	---	---	---	---	---	---	---
				September 2024	---	---	---	---	2.56	---	---	---	---	---	---	---	---
				December 2024	---	---	---	---	2.57	---	---	---	---	---	---	---	---
ELVALHALCOR (CR)				(Contract Size: 100 Securities, Physical Delivery)													
2.23	2.14	2.22	2.78%	March 2024	2.19	2.26	2.19	2.26	2.26	---	---	---	2.31	---	29	159	3,901
				June 2024	---	---	---	---	2.18	---	---	---	---	---	---	---	---
				September 2024	---	---	---	---	2.19	---	---	---	---	---	---	---	---
				December 2024	---	---	---	---	2.20	---	---	---	---	---	---	---	---
EUROBANK HOLDINGS (CR)				(Contract Size: 100 Securities, Physical Delivery)													
1.759	1.7205	1.728	-1.82%	March 2024	1.76	1.76	1.74	1.74	1.74	---	---	---	1.77	---	67	2,410	30,260
				June 2024	---	---	---	---	1.78	---	---	---	---	---	---	---	---
				September 2024	---	---	---	---	1.78	---	---	---	---	---	---	---	---
				December 2024	---	---	---	---	1.79	---	---	---	---	---	---	---	---
EYDAP S.A. (CR)				(Contract Size: 100 Securities, Physical Delivery)													
6.09	6.03	6.08	0.33%	March 2024	6.14	6.14	6.11	6.12	6.12	---	---	---	6.35	---	17	78	3,636
				June 2024	---	---	---	---	6.11	---	---	---	---	---	---	---	---
				September 2024	---	---	---	---	6.14	---	---	---	---	---	---	---	---
				December 2024	---	---	---	---	6.18	---	---	---	---	---	---	---	---
FOURLIS (CR)				(Contract Size: 100 Securities, Physical Delivery)													
4.23	4.13	4.13	-0.96%	March 2024	---	---	---	---	4.26	---	---	---	4.46	---	---	---	1,010
				June 2024	---	---	---	---	4.21	---	---	---	---	---	---	---	---
				September 2024	---	---	---	---	4.23	---	---	---	---	---	---	---	---
				December 2024	---	---	---	---	4.25	---	---	---	---	---	---	---	---
GEK TERNA (CR)				(Contract Size: 100 Securities, Physical Delivery)													
14.36	14.06	14.18	0.14%	March 2024	14.30	14.44	14.27	14.32	14.32	---	---	---	14.50	---	11	42	7,801
				June 2024	---	---	---	---	14.29	---	---	---	---	---	---	---	---
				September 2024	---	---	---	---	14.36	---	---	---	---	---	---	---	---
				December 2024	---	---	---	---	14.43	---	---	---	---	---	---	---	---
HELLENIC EXCHANGES-A.S.E. (CR)				(Contract Size: 100 Securities, Physical Delivery)													
5.49	5.42	5.46	0.37%	March 2024	5.52	5.52	5.45	5.48	5.48	---	---	---	5.72	---	8	19	8,732
				June 2024	---	---	---	---	5.49	---	---	---	---	---	---	---	---
				September 2024	---	---	---	---	5.52	---	---	---	---	---	---	---	---
				December 2024	---	---	---	---	5.54	---	---	---	---	---	---	---	---

Derivatives notes

Fixing prices and final open positions can be retrieved from the following path <http://www.helex.gr/el/web/guest/statistics-end-of-day-derivatives>

Underlying Asset				Derivatives Market													
Price max	Price min	Closing price	change	Delivery Month	Open price	Price max	Price min	Last price	Closing price	Last Bid	Last Ask	Fixing price*	Life high	Life low	Trades	Volume	Open Interest
HELLENiQ ENERGY (CR)				(Contract Size: 100 Securities, Physical Delivery)													
7.18	7.13	7.17	-0.14%	March 2024	7.18	7.22	7.15	7.18	7.18	---	---	---	7.88	---	52	384	6,189
				June 2024	---	---	---	---	7.24	---	---	---	---	---	---	---	---
				September 2024	---	---	---	---	7.28	---	---	---	---	---	---	---	---
				December 2024	---	---	---	---	7.32	---	---	---	---	---	---	---	---
INTRACOM HOLDINGS (CR)				(Contract Size: 100 Securities, Physical Delivery)													
3.23	3.15	3.2	1.59%	March 2024	3.23	3.26	3.20	3.24	3.24	---	---	---	3.57	---	56	255	6,091
				June 2024	---	---	---	---	3.18	---	---	---	---	---	---	---	---
				September 2024	---	---	---	---	3.19	---	---	---	---	---	---	---	---
				December 2024	---	---	---	---	3.21	---	---	---	---	---	---	---	---
INTRAKAT (CR)				(Contract Size: 100 Securities, Physical Delivery)													
4.865	4.54	4.8	2.89%	March 2024	4.54	4.85	4.45	4.75	4.75	---	---	---	5.00	---	188	695	3,645
				June 2024	---	---	---	---	4.71	---	---	---	---	---	---	---	---
				September 2024	---	---	---	---	4.73	---	---	---	---	---	---	---	---
				December 2024	---	---	---	---	4.75	---	---	---	---	---	---	---	---
JUMBO SA (CR)				(Contract Size: 100 Securities, Physical Delivery)													
25.2	24.72	25.14	0.48%	March 2024	25.10	25.10	25.10	25.10	25.10	---	---	---	26.56	---	1	3	1,157
				June 2024	---	---	---	---	25.24	---	---	---	---	---	---	---	---
				September 2024	---	---	---	---	25.37	---	---	---	---	---	---	---	---
				December 2024	---	---	---	---	25.50	---	---	---	---	---	---	---	---
LAMDA DEVELOPMENT SA (CR)				(Contract Size: 100 Securities, Physical Delivery)													
7.185	7.135	7.14	0.28%	March 2024	7.19	7.23	7.17	7.21	7.21	---	---	---	7.30	---	9	29	5,964
				June 2024	---	---	---	---	7.18	---	---	---	---	---	---	---	---
				September 2024	---	---	---	---	7.22	---	---	---	---	---	---	---	---
				December 2024	---	---	---	---	7.26	---	---	---	---	---	---	---	---
MIG (CR)				(Contract Size: 100 Securities, Physical Delivery)													
4.745	4.605	4.61	-0.11%	March 2024	---	---	---	---	4.62	---	---	---	5.30	---	---	---	84
				June 2024	---	---	---	---	4.66	---	---	---	---	---	---	---	---
				September 2024	---	---	---	---	4.68	---	---	---	---	---	---	---	---
				December 2024	---	---	---	---	4.70	---	---	---	---	---	---	---	---
MOTOR OIL (CR)				(Contract Size: 100 Securities, Physical Delivery)													
25	24.02	24.6	-1.84%	March 2024	24.52	24.92	24.50	24.92	24.92	---	---	---	25.16	---	3	14	528
				June 2024	---	---	---	---	25.28	---	---	---	---	---	---	---	---
				September 2024	---	---	---	---	25.41	---	---	---	---	---	---	---	---
				December 2024	---	---	---	---	25.54	---	---	---	---	---	---	---	---

Derivatives notes

Fixing prices and final open positions can be retrieved from the following path <http://www.helex.gr/el/web/guest/statistics-end-of-day-derivatives>

Underlying Asset				Derivatives Market													
Price max	Price min	Closing price	change	Delivery Month	Open price	Price max	Price min	Last price	Closing price	Last Bid	Last Ask	Fixing price*	Life high	Life low	Trades	Volume	Open Interest
MYTILINEOS (CR)				(Contract Size: 100 Securities, Physical Delivery)													
38.5	37.2	38.4	2.35%	March 2024	37.70	38.66	37.70	38.66	38.66	---	---	---	38.66	---	37	138	3,463
				June 2024	---	---	---	---	37.86	---	---	---	---	---	---	---	---
				September 2024	---	---	---	---	38.05	---	---	---	---	---	---	---	---
				December 2024	---	---	---	---	38.23	---	---	---	---	---	---	---	---
NATIONAL BANK (CR)				(Contract Size: 100 Securities, Physical Delivery)													
7.014	6.88	6.99	0.72%	March 2024	6.94	7.05	6.93	7.00	7.00	---	---	---	7.05	---	116	1,646	16,764
				June 2024	---	---	---	---	7.00	---	---	---	---	---	---	---	---
				September 2024	---	---	---	---	7.04	---	---	---	---	---	---	---	---
				December 2024	---	---	---	---	7.07	---	---	---	---	---	---	---	---
OPAP (CR)				(Contract Size: 100 Securities, Physical Delivery)													
15.95	15.65	15.85	1.28%	March 2024	15.90	15.94	15.80	15.80	15.80	---	---	---	16.10	---	6	34	1,370
				June 2024	---	---	---	---	15.79	---	---	---	---	---	---	---	---
				September 2024	---	---	---	---	15.87	---	---	---	---	---	---	---	---
				December 2024	---	---	---	---	15.95	---	---	---	---	---	---	---	---
OPTIMA BANK (CR)				(Contract Size: 100 Securities, Physical Delivery)													
7.66	7.44	7.47	-0.80%	March 2024	---	---	---	---	7.41	---	---	---	7.78	---	---	---	93
				June 2024	---	---	---	---	7.60	---	---	---	---	---	---	---	---
				September 2024	---	---	---	---	7.64	---	---	---	---	---	---	---	---
				December 2024	---	---	---	---	7.67	---	---	---	---	---	---	---	---
OTE (CR)				(Contract Size: 100 Securities, Physical Delivery)													
13.23	13.01	13.2	0.46%	March 2024	13.34	13.34	13.24	13.24	13.24	---	---	---	13.69	---	3	22	8,073
				June 2024	---	---	---	---	13.26	---	---	---	---	---	---	---	---
				September 2024	---	---	---	---	13.32	---	---	---	---	---	---	---	---
				December 2024	---	---	---	---	13.39	---	---	---	---	---	---	---	---
P.P.A. S.A. (CR)				(Contract Size: 100 Securities, Physical Delivery)													
24.75	23.8	24.4	-1.41%	March 2024	24.20	24.20	24.20	24.20	24.20	---	---	---	24.88	---	2	6	129
				June 2024	---	---	---	---	24.97	---	---	---	---	---	---	---	---
				September 2024	---	---	---	---	25.10	---	---	---	---	---	---	---	---
				December 2024	---	---	---	---	25.22	---	---	---	---	---	---	---	---
PIRAEUS FINANCIAL HOLD (CR)				(Contract Size: 100 Securities, Physical Delivery)													
3.514	3.426	3.434	-2.28%	March 2024	3.55	3.55	3.46	3.47	3.47	---	---	---	3.55	---	174	4,061	82,925
				June 2024	---	---	---	---	3.55	---	---	---	---	---	---	---	---
				September 2024	---	---	---	---	3.56	---	---	---	---	---	---	---	---
				December 2024	---	---	---	---	3.58	---	---	---	---	---	---	---	---

Derivatives notes

Fixing prices and final open positions can be retrieved from the following path <http://www.helex.gr/el/web/guest/statistics-end-of-day-derivatives>

Underlying Asset				Derivatives Market													
Price max	Price min	Closing price	change	Delivery Month	Open price	Price max	Price min	Last price	Closing price	Last Bid	Last Ask	Fixing price*	Life high	Life low	Trades	Volume	Open Interest
PPC (CR)				(Contract Size: 100 Securities, Physical Delivery)													
12.41	12.16	12.35	0.00%	March 2024	12.36	12.53	12.36	12.43	12.43	---	---	---	12.55	---	26	117	28,372
				June 2024	---	---	---	---	12.46	---	---	---	---	---	---	---	---
				September 2024	---	---	---	---	12.52	---	---	---	---	---	---	---	---
				December 2024	---	---	---	---	12.59	---	---	---	---	---	---	---	---
QUEST HOLDINGS (CR)				(Contract Size: 100 Securities, Physical Delivery)													
5.63	5.44	5.5	-1.43%	March 2024	5.53	5.53	5.53	5.53	5.53	---	---	---	5.70	---	1	5	103
				June 2024	---	---	---	---	5.63	---	---	---	---	---	---	---	---
				September 2024	---	---	---	---	5.66	---	---	---	---	---	---	---	---
				December 2024	---	---	---	---	5.69	---	---	---	---	---	---	---	---
TERNA ENERGY (CR)				(Contract Size: 100 Securities, Physical Delivery)													
16.3	16.01	16.01	-1.48%	March 2024	16.36	16.36	16.16	16.21	16.21	---	---	---	16.55	---	34	174	16,530
				June 2024	---	---	---	---	16.40	---	---	---	---	---	---	---	---
				September 2024	---	---	---	---	16.48	---	---	---	---	---	---	---	---
				December 2024	---	---	---	---	16.56	---	---	---	---	---	---	---	---
TITAN CEMENT (CB)				(Contract Size: 100 Securities, Physical Delivery)													
22.3	21.6	22.15	-0.67%	March 2024	22.30	22.30	21.88	22.20	22.20	---	---	---	22.37	---	4	13	438
				June 2024	---	---	---	---	22.50	---	---	---	---	---	---	---	---
				September 2024	---	---	---	---	22.61	---	---	---	---	---	---	---	---
				December 2024	---	---	---	---	22.72	---	---	---	---	---	---	---	---
VIOHALCO SA/NV (CB)				(Contract Size: 100 Securities, Physical Delivery)													
6.24	5.98	6.24	3.65%	March 2024	6.00	6.28	5.99	6.28	6.28	---	---	---	6.28	---	72	277	5,257
				June 2024	---	---	---	---	6.07	---	---	---	---	---	---	---	---
				September 2024	---	---	---	---	6.10	---	---	---	---	---	---	---	---
				December 2024	---	---	---	---	6.13	---	---	---	---	---	---	---	---

Derivatives notes

Fixing prices and final open positions can be retrieved from the following path <http://www.helex.gr/el/web/guest/statistics-end-of-day-derivatives>

FTSE/Athex Large Cap

(Trade Unit: 1 Index Point x 2€ - Exercise Style: European, Cash Settlement)

Exercise Price	Call Options														Put Options																																									
	January 2024							February 2024							Other Months		January 2024							February 2024							Other Months		Exercise Price																							
	Open price	Price max	Price min	Last price	Closing price	Volume	Open Interest	Open price	Price max	Price min	Last price	Closing price	Volume	Open Interest	Volume	Open Interest	Open price	Price max	Price min	Last price	Closing price	Volume	Open Interest	Open price	Price max	Price min	Last price	Closing price	Volume	Open Interest	Volume	Open Interest																								
2,200	-	-	-	-	-	-	-	-	-	-	-	-	-	-	-	-	-	-	-	-	-	-	-	-	-	-	-	-	-	-	-	-		2,200																						
2,250	-	-	-	-	-	-	-	-	-	-	-	-	-	-	-	-	-	-	-	-	-	-	-	-	-	-	-	-	-	-	-	-	2,250																							
2,300	-	-	-	-	-	-	-	-	-	-	-	-	-	-	-	-	-	-	-	-	-	-	-	-	-	-	-	-	-	-	-	-	2,300																							
2,350	-	-	-	-	-	-	-	-	-	-	-	-	-	-	-	-	-	-	-	-	-	-	-	-	-	-	-	-	-	-	-	-	2,350																							
2,400	-	-	-	-	-	-	-	-	-	-	-	-	-	-	-	-	-	-	-	-	-	-	-	-	-	-	-	-	-	-	-	-	2,400																							
2,450	-	-	-	-	-	-	-	-	-	-	-	-	-	-	-	-	-	-	-	-	-	-	-	-	-	-	-	-	-	-	-	-	2,450																							
2,500	-	-	-	-	-	-	-	-	-	-	-	-	-	-	-	-	-	-	-	-	-	-	-	-	-	-	-	-	-	-	-	-	2,500																							
2,550	-	-	-	-	-	-	-	-	-	-	-	-	-	-	-	-	-	-	-	-	-	-	-	-	-	-	-	-	-	-	-	-	2,550																							
2,600	-	-	-	-	-	-	-	-	-	-	-	-	-	-	-	-	-	-	-	-	-	-	-	-	-	-	-	-	-	-	-	-	2,600																							
2,650	0.00	0.00	0.00	-	633.00	-	-	-	-	-	-	-	-	-	-	-	0.00	0.00	0.00	-	0.01	-	-	-	-	-	-	-	-	-	-	-	2,650																							
2,700	0.00	0.00	0.00	-	583.00	-	-	-	-	-	-	-	-	-	-	-	0.00	0.00	0.00	-	0.02	-	-	-	-	-	-	-	-	-	-	-	2,700																							
2,750	0.00	0.00	0.00	-	533.00	-	-	-	-	-	-	-	-	-	-	-	0.00	0.00	0.00	-	0.01	-	-	-	-	-	-	-	-	-	-	-	2,750																							
2,800	0.00	0.00	0.00	-	483.00	-	-	0.00	0.00	0.00	-	489.00	-	-	-	0.00	0.00	0.00	-	0.02	-	-	0.00	0.00	0.00	-	0.28	-	-	-	-	2,800																								
2,850	0.00	0.00	0.00	-	433.00	-	-	0.00	0.00	0.00	-	440.00	-	-	-	0.00	0.00	0.00	-	0.11	-	-	0.00	0.00	0.00	-	0.67	-	-	-	-	2,850																								
2,900	0.00	0.00	0.00	-	383.00	-	-	0.00	0.00	0.00	-	391.00	-	-	-	0.00	0.00	0.00	-	0.01	-	-	0.00	0.00	0.00	-	1.50	-	-	-	-	2,900																								
2,950	0.00	0.00	0.00	-	333.00	-	-	0.00	0.00	0.00	-	342.00	-	-	-	0.00	0.00	0.00	-	0.01	-	-	0.00	0.00	0.00	-	3.10	-	-	-	-	2,950																								
3,000	0.00	0.00	0.00	-	283.00	-	42	0.00	0.00	0.00	-	295.00	-	-	-	0.00	0.00	0.00	-	0.01	-	40	0.00	0.00	0.00	-	5.90	-	-	-	-	3,000																								
3,050	0.00	0.00	0.00	-	233.00	-	70	0.00	0.00	0.00	-	250.00	-	80	-	0.00	0.00	0.00	-	0.07	-	26	0.00	0.00	0.00	-	10.50	-	28	-	-	3,050																								
3,100	0.00	0.00	0.00	-	184.00	-	4	0.00	0.00	0.00	-	207.00	-	41	-	0.00	0.00	0.00	-	0.44	-	64	0.00	0.00	0.00	-	17.75	-	4	-	-	3,100																								
3,150	139.00	139.00	139.00	139.00	139.00	1	48	171.00	171.00	171.00	171.00	171.00	20	40	-	0.00	139.00	0.00	-	2.10	-	110	37.00	37.00	37.00	37.00	37.00	1	60	-	-	3,150																								
3,200	0.00	0.00	0.00	-	91.00	-	25	0.00	0.00	0.00	-	133.00	-	40	-	0.00	0.00	0.00	-	7.50	-	176	0.00	0.00	0.00	-	43.00	-	100	-	-	3,200																								
3,250	0.00	0.00	0.00	-	53.50	-	18	0.00	0.00	0.00	-	102.00	-	-	-	12.50	0.00	12.50	12.50	12.50	10	15	0.00	0.00	0.00	-	62.50	-	1	-	-	3,250																								
3,300	0.00	0.00	0.00	-	27.00	-	2	0.00	0.00	0.00	-	76.50	-	-	-	0.00	0.00	0.00	-	43.50	-	1	0.00	0.00	0.00	-	86.50	-	20	-	-	3,300																								
3,350	0.00	0.00	0.00	-	11.25	-	-	0.00	0.00	0.00	-	55.50	-	40	-	0.00	0.00	0.00	-	78.00	-	-	0.00	0.00	0.00	-	115.00	-	-	-	-	3,350																								
3,400	0.00	0.00	0.00	-	3.90	-	-	0.00	0.00	0.00	-	39.00	-	-	-	0.00	0.00	0.00	-	120.00	-	-	0.00	0.00	0.00	-	149.00	-	-	-	-	3,400																								
3,450	0.00	0.00	0.00	-	1.10	-	-	0.00	0.00	0.00	-	26.75	-	-	-	0.00	0.00	0.00	-	167.00	-	-	0.00	0.00	0.00	-	186.00	-	-	-	-	3,450																								
3,500	0.00	0.00	0.00	-	0.23	-	-	0.00	0.00	0.00	-	17.50	-	-	-	0.00	0.00	0.00	-	217.00	-	-	0.00	0.00	0.00	-	227.00	-	-	-	-	3,500																								
3,550	-	-	-	-	-	-	-	0.00	0.00	0.00	-	11.25	-	-	-	-	-	-	-	-	-	-	-	-	-	-	271.00	-	-	-	-	-	3,550																							
Totals:						1	209						20	241	0	0																		10	432																	1	213	0	0	
Number of Trades:						1							1		0																				1																		1		0	

ALPHA SERVICES HOLD (CR)

(Contract Size: 100 Securities, Exercise Style: American, Physical Delivery)

Call Options														Put Options																			
Exercise Price	January 2024						February 2024						Other Months		January 2024						February 2024						Other Months		Exercise Price				
	Open price	Price max	Price min	Last price	Closing price	Volume	Open Interest	Open price	Price max	Price min	Last price	Closing price	Volume	Open Interest	Volume	Open Interest	Open price	Price max	Price min	Last price	Closing price	Volume	Open Interest	Open price	Price max	Price min	Last price	Closing price		Volume	Open Interest	Volume	Open Interest
0.800						-	-							-	-																		0.008
0.850						-	-							-	-																		0.009
0.900	0.000	0.000	0.000		0.710	-	-							-	-	0.000	0.000	0.000		0.001	-	-							-	-			0.009
0.950	0.000	0.000	0.000		0.660	-	-							-	-	0.000	0.000	0.000		0.001	-	-							-	-			0.010
1.000	0.000	0.000	0.000		0.610	-	-	0.000	0.000	0.000		0.612	-	-						0.001	-	-	0.000	0.000	0.000		0.001	-	-			0.010	
1.100	0.000	0.000	0.000		0.510	-	-	0.000	0.000	0.000		0.512	-	-						0.001	-	-	0.000	0.000	0.000		0.001	-	-			0.011	
1.200	0.000	0.000	0.000		0.410	-	-	0.000	0.000	0.000		0.413	-	-						0.001	-	-	0.000	0.000	0.000		0.001	-	-			0.012	
1.300	0.000	0.000	0.000		0.311	-	-	0.000	0.000	0.000		0.315	-	-						0.001	-	-	0.000	0.000	0.000		0.002	-	-			0.013	
1.400	0.000	0.000	0.000		0.214	-	-	0.000	0.000	0.000		0.222	-	-						0.003	-	-	0.000	0.000	0.000		0.009	-	-			0.014	
1.500	0.000	0.000	0.000		0.127	-	-	0.000	0.000	0.000		0.142	-	-						0.017	-	-	0.000	0.000	0.000		0.029	-	-			0.015	
1.600	0.000	0.000	0.000		0.063	-	-	0.000	0.000	0.000		0.081	-	-						0.052	-	-	0.000	0.000	0.000		0.068	-	-			0.016	
1.700	0.000	0.000	0.000		0.025	-	-	0.000	0.000	0.000		0.041	-	-						0.114	-	-	0.000	0.000	0.000		0.129	-	-			0.017	
1.800	0.000	0.000	0.000		0.008	-	-	0.000	0.000	0.000		0.019	-	-						0.197	-	-	0.000	0.000	0.000		0.206	-	-			0.018	
1.900	0.000	0.000	0.000		0.002	-	-	0.000	0.000	0.000		0.007	-	-						0.292	-	-	0.000	0.000	0.000		0.295	-	-			0.019	
2.000	0.000	0.000	0.000		0.001	-	-	0.000	0.000	0.000		0.003	-	-						0.390	-	-	0.000	0.000	0.000		0.391	-	-			0.020	
2.200	0.000	0.000	0.000		0.001	-	-	0.000	0.000	0.000		0.001	-	-						0.590	-	-	0.000	0.000	0.000		0.590	-	-			0.022	
2.400						-	-							-	-																	0.024	
Totals:						0	0							0	0																	0	
Number of Trades:						0								0																		0	

NATIONAL BANK (CR)

(Contract Size: 100 Securities, Exercise Style: American, Physical Delivery)

Call Options														Put Options																				
January 2024							February 2024							Other Months		January 2024							February 2024							Other Months		Exercise Price		
Exercise Price	Open price	Price max	Price min	Last price	Closing price	Volume	Open Interest	Open price	Price max	Price min	Last price	Closing price	Volume	Open Interest	Volume	Open Interest	Open price	Price max	Price min	Last price	Closing price	Volume	Open Interest	Open price	Price max	Price min	Last price	Closing price	Volume	Open Interest	Volume		Open Interest	
3.200						-	-							-	-																			0.032
3.400						-	-							-	-																			0.034
3.600	0.000	0.000	0.000		3.34	-	-							-	-		0.000	0.000	0.000		0.001	-	-										0.036	
3.800	0.000	0.000	0.000		3.14	-	-							-	-		0.000	0.000	0.000		0.001	-	-										0.038	
4.000	0.000	0.000	0.000		2.94	-	-	0.000	0.000	0.000		2.95	-	-		0.000	0.000	0.000		0.001	-	-	0.000	0.000	0.000		0.001	-	-				0.040	
4.400	0.000	0.000	0.000		2.54	-	-	0.000	0.000	0.000		2.55	-	-		0.000	0.000	0.000		0.001	-	-	0.000	0.000	0.000		0.001	-	-				0.044	
4.800	0.000	0.000	0.000		2.14	-	-	0.000	0.000	0.000		2.15	-	-		0.000	0.000	0.000		0.001	-	-	0.000	0.000	0.000		0.001	-	-				0.048	
5.200	0.000	0.000	0.000		1.74	-	-	0.000	0.000	0.000		1.75	-	-		0.000	0.000	0.000		0.001	-	-	0.000	0.000	0.000		0.001	-	-				0.052	
5.600	0.000	0.000	0.000		1.34	-	-	0.000	0.000	0.000		1.36	-	-		0.000	0.000	0.000		0.001	-	3	0.000	0.000	0.000		0.007	-	-				0.056	
6.000	0.000	0.000	0.000		0.943	-	-	0.000	0.000	0.000		0.983	-	-		0.000	0.000	0.000		0.001	-	430	0.000	0.000	0.000		0.032	-	-				0.060	
6.400	0.000	0.000	0.000		0.551	-	26	0.000	0.000	0.000		0.652	-	-		0.000	0.000	0.000		0.009	-	-	0.000	0.000	0.000		0.100	-	-				0.064	
6.800	0.000	0.000	0.000		0.225	-	11	0.000	0.000	0.000		0.389	-	-		0.000	0.000	0.000		0.082	-	-	0.000	0.000	0.000		0.237	-	-				0.068	
7.200	0.000	0.000	0.000		0.053	-	-	0.000	0.000	0.000		0.207	-	-		0.000	0.000	0.000		0.310	-	-	0.000	0.000	0.000		0.454	-	-				0.072	
7.600	0.000	0.000	0.000		0.006	-	-	0.000	0.000	0.000		0.097	-	-		0.000	0.000	0.000		0.664	-	-	0.000	0.000	0.000		0.745	-	-				0.076	
8.000	0.000	0.000	0.000		0.002	-	-	0.000	0.000	0.000		0.042	-	-		0.000	0.000	0.000		1.06	-	-	0.000	0.000	0.000		1.09	-	-				0.080	
8.400	0.000	0.000	0.000		0.001	-	-	0.000	0.000	0.000		0.015	-	-		0.000	0.000	0.000		1.46	-	-	0.000	0.000	0.000		1.47	-	-				0.084	
8.800	0.000	0.000	0.000		0.001	-	-	0.000	0.000	0.000		0.005	-	-		0.000	0.000	0.000		1.86	-	-	0.000	0.000	0.000		1.86	-	-				0.088	
Totals:						0	37						0	0	0	0	0					0	433					0	13	0	230			
Number of Trades:						0							0	0	0	0	0					0.00					0		0	0				

OPAP (CR)

(Contract Size: 100 Securities, Exercise Style: American, Physical Delivery)

Exercise Price	Call Options													Put Options																				
	January 2024						February 2024						Other Months		January 2024						February 2024						Other Months		Exercise Price					
	Open price	Price max	Price min	Last price	Closing price	Volume	Open Interest	Open price	Price max	Price min	Last price	Closing price	Volume	Open Interest	Volume	Open Interest	Open price	Price max	Price min	Last price	Closing price	Volume	Open Interest	Open price	Price max	Price min	Last price	Closing price		Volume	Open Interest	Volume	Open Interest	
9.600	0.000	0.000	0.000	6.05	-	-	0.000	0.000	0.000	6.07	-	-				0.000	0.000	0.000	0.001	-	-				0.000	0.000	0.000	0.001		-	-			
10.000	0.000	0.000	0.000	5.65	-	-	0.000	0.000	0.000	5.67	-	-				0.000	0.000	0.000	0.001	-	-				0.000	0.000	0.000	0.001	-	-				0.100
11.000	0.000	0.000	0.000	4.65	-	-	0.000	0.000	0.000	4.67	-	-				0.000	0.000	0.000	0.001	-	-				0.000	0.000	0.000	0.001	-	-				0.110
12.000	0.000	0.000	0.000	3.65	-	-	0.000	0.000	0.000	3.67	-	-				0.000	0.000	0.000	0.001	-	-				0.000	0.000	0.000	0.001	-	-				0.120
13.000	0.000	0.000	0.000	2.66	-	-	0.000	0.000	0.000	2.68	-	-				0.000	0.000	0.000	0.002	-	-				0.000	0.000	0.000	0.002	-	-				0.130
14.000	0.000	0.000	0.000	1.66	-	-	0.000	0.000	0.000	1.71	-	-				0.000	0.000	0.000	0.002	-	-				0.000	0.000	0.000	0.030	-	-				0.140
15.000	0.000	0.000	0.000	0.684	-	-	0.000	0.000	0.000	0.870	-	-				0.000	0.000	0.000	0.029	-	-				0.000	0.000	0.000	0.192	-	-				0.150
16.000	0.000	0.000	0.000	0.090	-	2	0.000	0.000	0.000	0.325	-	165				0.000	0.000	0.000	0.435	-	-				0.000	0.000	0.000	0.647	-	-				0.160
17.000	0.000	0.000	0.000	0.002	-	-	0.000	0.000	0.000	0.084	-	-				0.000	0.000	0.000	1.35	-	-				0.000	0.000	0.000	1.41	-	-				0.170
18.000	0.000	0.000	0.000	0.001	-	-	0.000	0.000	0.000	0.015	-	-				0.000	0.000	0.000	2.35	-	-				0.000	0.000	0.000	2.35	-	-				0.180
19.000	0.000	0.000	0.000	0.001	-	-	0.000	0.000	0.000	0.002	-	-				0.000	0.000	0.000	3.35	-	-				0.000	0.000	0.000	3.35	-	-				0.190
20.000	0.000	0.000	0.000	0.001	-	-	0.000	0.000	0.000	0.001	-	-				0.000	0.000	0.000	4.35	-	-				0.000	0.000	0.000	4.35	-	-				0.200
22.000	0.000	0.000	0.000	0.001	-	-	0.000	0.000	0.000	0.001	-	-				0.000	0.000	0.000	6.35	-	-				0.000	0.000	0.000	6.35	-	-				0.220
24.000																																		0.240
Totals:						0	2					0	165	0	0							0	0							0	0	0	0	
Number of Trades:						0						0		0								0.00								0		0		

OTE (CR)

(Contract Size: 100 Securities, Exercise Style: American, Physical Delivery)

Exercise Price	Call Options													Put Options																			
	January 2024						February 2024						Other Months		January 2024						February 2024						Other Months		Exercise Price				
	Open price	Price max	Price min	Last price	Closing price	Volume	Open Interest	Open price	Price max	Price min	Last price	Closing price	Volume	Open Interest	Volume	Open Interest	Open price	Price max	Price min	Last price	Closing price	Volume	Open Interest	Open price	Price max	Price min	Last price	Closing price		Volume	Open Interest	Volume	Open Interest
9.200	0.000	0.000	0.000		3.94	-	-	0.000	0.000	0.000		3.96	-	-			0.000	0.000	0.000		0.001	-	-	0.000	0.000	0.000		0.001		-	-		
9.600	0.000	0.000	0.000		3.54	-	-	0.000	0.000	0.000		3.56	-	-			0.000	0.000	0.000		0.001	-	-	0.000	0.000	0.000		0.001	-	-			0.096
10.000	0.000	0.000	0.000		3.14	-	-	0.000	0.000	0.000		3.16	-	-			0.000	0.000	0.000		0.001	-	-	0.000	0.000	0.000		0.001	-	-			0.100
11.000	0.000	0.000	0.000		2.14	-	-	0.000	0.000	0.000		2.16	-	-			0.000	0.000	0.000		0.001	-	-	0.000	0.000	0.000		0.003	-	-			0.110
12.000	0.000	0.000	0.000		1.15	-	-	0.000	0.000	0.000		1.22	-	-			0.000	0.000	0.000		0.002	-	-	0.000	0.000	0.000		0.057	-	-			0.120
13.000	0.000	0.000	0.000		0.287	-	4	0.000	0.000	0.000		0.498	-	-			0.000	0.000	0.000		0.142	-	1	0.000	0.000	0.000		0.335	-	-			0.130
14.000	0.000	0.000	0.000		0.013	-	-	0.000	0.000	0.000		0.131	-	1			0.000	0.000	0.000		0.870	-	-	0.000	0.000	0.000		0.969	-	-			0.140
15.000	0.000	0.000	0.000		0.001	-	-	0.000	0.000	0.000		0.021	-	-			0.000	0.000	0.000		1.86	-	-	0.000	0.000	0.000		1.87	-	-			0.150
16.000	0.000	0.000	0.000		0.001	-	-	0.000	0.000	0.000		0.002	-	-			0.000	0.000	0.000		2.86	-	-	0.000	0.000	0.000		2.86	-	-			0.160
17.000	0.000	0.000	0.000		0.001	-	-	0.000	0.000	0.000		0.001	-	-			0.000	0.000	0.000		3.86	-	-	0.000	0.000	0.000		3.86	-	-			0.170
18.000	0.000	0.000	0.000		0.001	-	-	0.000	0.000	0.000		0.001	-	-			0.000	0.000	0.000		4.86	-	-	0.000	0.000	0.000		4.86	-	-			0.180
19.000	0.000	0.000	0.000		0.001	-	-					-	-				0.000	0.000	0.000		5.86	-	-					-	-			0.190	
20.000						-	-					-	-									-	-						-	-			0.200
22.000						-	-					-	-									-	-						-	-			0.220
Totals:						0	4					0	1	0	0						0	1						0	5	0	0		
Number of Trades:						0						0		0								0.00						0		0			

PIRAEUS FINANCIAL HOLD (CR)

(Contract Size: 100 Securities, Exercise Style: American, Physical Delivery)

Exercise Price	Call Options														Put Options														Exercise Price				
	January 2024						February 2024						Other Months		January 2024						February 2024						Other Months						
	Open price	Price max	Price min	Last price	Closing price	Volume	Open Interest	Open price	Price max	Price min	Last price	Closing price	Volume	Open Interest	Volume	Open Interest	Open price	Price max	Price min	Last price	Closing price	Volume	Open Interest	Open price	Price max	Price min	Last price	Closing price		Volume	Open Interest	Volume	Open Interest
1.300						-																											0.013
1.400						-																											0.014
1.500						-																											0.015
1.600						-																											0.016
1.700						-																											0.017
1.800						-																											0.018
1.900	0.000	0.000	0.000		1.61	-										0.000	0.000	0.000		0.001	-											0.019	
2.000	0.000	0.000	0.000		1.51	-		0.000	0.000	0.000		1.51	-			0.000	0.000	0.000		0.001	-			0.000	0.000	0.000		0.001	-			0.020	
2.200	0.000	0.000	0.000		1.31	-		0.000	0.000	0.000		1.31	-			0.000	0.000	0.000		0.001	-			0.000	0.000	0.000		0.001	-			0.022	
2.400	0.000	0.000	0.000		1.11	-		0.000	0.000	0.000		1.11	-			0.000	0.000	0.000		0.001	-			0.000	0.000	0.000		0.001	-			0.024	
2.600	0.000	0.000	0.000		0.911	-		0.000	0.000	0.000		0.916	-			0.000	0.000	0.000		0.001	-			0.000	0.000	0.000		0.001	-			0.026	
2.800	0.000	0.000	0.000		0.711	-		0.000	0.000	0.000		0.719	-			0.000	0.000	0.000		0.002	-			0.000	0.000	0.000		0.004	-			0.028	
3.000	0.000	0.000	0.000		0.511	-		0.000	0.000	0.000		0.532	-			0.000	0.000	0.000		0.001	-			0.000	0.000	0.000		0.016	-			0.030	
3.200	0.000	0.000	0.000		0.317	-		0.000	0.000	0.000		0.365	-			0.000	0.000	0.000		0.006	-	45		0.000	0.000	0.000		0.049	-			0.032	
3.400	0.000	0.000	0.000		0.153	-		0.000	0.000	0.000		0.228	-	5		0.000	0.000	0.000		0.041	-			0.000	0.000	0.000		0.112	-			0.034	
3.600	0.000	0.000	0.000		0.051	-		0.000	0.000	0.000		0.131	-	10		0.000	0.000	0.000		0.140	-			0.000	0.000	0.000		0.214	-			0.036	
3.800	0.000	0.000	0.000		0.011	-		0.000	0.000	0.000		0.068	-			0.000	0.000	0.000		0.300	-			0.000	0.000	0.000		0.351	-			0.038	
4.000	0.000	0.000	0.000		0.002	-		0.000	0.000	0.000		0.031	-			0.000	0.000	0.000		0.491	-			0.000	0.000	0.000		0.516	-			0.040	
4.400	0.000	0.000	0.000		0.001	-		0.000	0.000	0.000		0.005	-			0.000	0.000	0.000		0.890	-			0.000	0.000	0.000		0.892	-			0.044	
4.800	0.000	0.000	0.000		0.001	-		0.000	0.000	0.000		0.001	-			0.000	0.000	0.000		1.29	-			0.000	0.000	0.000		1.29	-			0.048	
5.200						-		0.000	0.000	0.000		0.001	-			0.000	0.000	0.000			-			0.000	0.000	0.000		1.69	-			0.052	
Totals:						0	0					0	15	0	0					0	45						0	0	0	0			
Number of Trades:						0						0		0						0.00							0		0				

PPC (CR)

(Contract Size: 100 Securities, Exercise Style: American, Physical Delivery)

Exercise Price	Call Options														Put Options														Exercise Price
	January 2024				February 2024				Other Months		January 2024				February 2024				Other Months										
	Open price	Price max	Price min	Last price	Closing price	Volume	Open Interest	Open price	Price max	Price min	Last price	Closing price	Volume	Open Interest	Volume	Open Interest	Open price	Price max	Price min	Last price	Closing price	Volume	Open Interest	Volume	Open Interest				
5.600						-	-																			0.056			
6.000						-	-																				0.060		
6.400						-	-																				0.064		
6.800						-	-																				0.068		
7.200	0.000	0.000	0.000		5.15	-	-									0.000	0.000	0.000		0.001	-	-					0.072		
7.600	0.000	0.000	0.000		4.75	-	-									0.000	0.000	0.000		0.001	-	-					0.076		
8.000	0.000	0.000	0.000		4.35	-	-	0.000	0.000	0.000		4.37	-	-		0.000	0.000	0.000		0.001	-	-	0.000	0.000	0.000	0.001	-	-	0.080
8.400	0.000	0.000	0.000		3.95	-	-	0.000	0.000	0.000		3.97	-	-		0.000	0.000	0.000		0.002	-	-	0.000	0.000	0.000	0.001	-	-	0.084
8.800	0.000	0.000	0.000		3.55	-	-	0.000	0.000	0.000		3.57	-	-		0.000	0.000	0.000		0.001	-	-	0.000	0.000	0.000	0.001	-	-	0.088
9.200	0.000	0.000	0.000		3.15	-	-	0.000	0.000	0.000		3.17	-	-		0.000	0.000	0.000		0.001	-	-	0.000	0.000	0.000	0.001	-	-	0.092
9.600	0.000	0.000	0.000		2.75	-	-	0.000	0.000	0.000		2.77	-	-		0.000	0.000	0.000		0.006	-	-	0.000	0.000	0.000	0.001	-	-	0.096
10.000	0.000	0.000	0.000		2.35	-	-	0.000	0.000	0.000		2.37	-	-		0.000	0.000	0.000		0.001	-	1	0.000	0.000	0.000	0.005	-	-	0.100
11.000	0.000	0.000	0.000		1.36	-	15	0.000	0.000	0.000		1.43	-	-		0.029	0.029	0.029	0.029	0.029	5	5	0.000	0.000	0.000	0.060	-	-	0.110
12.000	0.000	0.000	0.000		0.520	-	2	0.000	0.000	0.000		0.677	-	-		0.000	0.000	0.000		0.165	-	5	0.000	0.000	0.000	0.304	-	-	0.120
13.000	0.000	0.000	0.000		0.097	-	-	0.000	0.000	0.000		0.236	-	13		0.000	0.000	0.000		0.743	-	-	0.000	0.000	0.000	0.865	-	-	0.130
14.000	0.000	0.000	0.000		0.007	-	-	0.000	0.000	0.000		0.061	-	-		0.000	0.000	0.000		1.65	-	-	0.000	0.000	0.000	1.69	-	-	0.140
15.000	0.000	0.000	0.000		0.001	-	-	0.000	0.000	0.000		0.011	-	-		0.000	0.000	0.000		2.65	-	-	0.000	0.000	0.000	2.65	-	-	0.150
16.000	0.000	0.000	0.000		0.001	-	-	0.000	0.000	0.000		0.001	-	-		0.000	0.000	0.000		3.65	-	-	0.000	0.000	0.000	3.65	-	-	0.160
17.000	0.000	0.000	0.000		0.001	-	-	0.000	0.000	0.000		0.001	-	-		0.000	0.000	0.000		4.65	-	-	0.000	0.000	0.000	4.65	-	-	0.170
Totals:						0	17						0	13	0	0					0	11				0	35	0	0
Number of Trades:						0							0		0						1.00				0		0		

Lending Products	Underlying Title	Open Interest[5]	Multilateral Transactions[1]				Bilateral Transactions[2]		Stock Borrowing through OTC (volume)[3]	
			Volume(Offered)	Average Weighted	Transactions volume	Average Weighted	Transactions Volume	Average Weighted	Transactions Volume	
ADMIEBOR	ADMIE (IPTO) HOLDING S.A. (CR)	---	---	---	---	---	---	---	219,656	
AEGNBOR	AEGEAN AIRLINES (CR)	---	---	---	---	---	---	---	159,881	
AETFBOR	ALPHA ETF FTSE Athex Large Cap	---	---	---	---	500	1.00%	---	---	
ALPHABOR	ALPHA SERVICES HOLD (CR)	---	---	---	---	---	---	---	57,485,738	
OTOELBOR	AUTOHELLAS SA (CR)	4,579	---	---	---	---	---	---	110,196	
AVAXBOR	AVAX S.A. (CR)	---	---	---	---	---	---	---	---	
EEEBOR	CC HBC AG (CR)	1,889	---	---	---	---	---	---	42,277	
CENERBOR	CENERGY HOLDINGS (CB)	---	---	---	---	---	---	---	10,104	
ELLAKTORBOR	ELLAKTOR (CR)	2,681	---	---	---	---	---	---	101,939	
ELHABOR	ELVALHALCOR (CR)	1,808	---	---	---	---	---	---	64,887	
EUROBBOR	EUROBANK HOLDINGS (CR)	200,000	---	---	---	---	---	---	34,122,502	
EYDAPBOR	EYDAP S.A. (CR)	845	---	---	---	---	---	---	232,468	
FOYRKBOR	FOURLIS (CR)	230	---	---	---	---	---	---	10,875	
GEKTERNABOR	GEK TERNA (CR)	---	---	---	---	---	---	---	103,698	
SARBOR	GR. SARANTIS S.A. (CR)	857	---	---	---	---	---	---	33,624	
EXAEBOR	HELLENIC EXCHANGES-A.S.E. (CR)	3,200	---	---	---	---	---	---	167,047	
ELPEBOR	HELLENIQ ENERGY (CR)	---	---	---	---	---	---	---	298,514	
INTRKBOR	INTRACOM HOLDINGS (CR)	---	---	---	---	---	---	---	---	
INKATBOR	INTRAKAT (CR)	---	---	---	---	---	---	---	---	
BELABOR	JUMBO SA (CR)	---	---	---	---	---	---	---	203,907	
LAMDABOR	LAMDA DEVELOPMENT SA (CR)	400	---	---	---	---	---	---	410,041	
MIGBOR	MIG (CR)	1,992	---	---	---	---	---	---	40,179	
MOHBOR	MOTOR OIL (CR)	21,881	---	---	---	---	---	---	413,143	
MYTILBOR	MYTILINEOS (CR)	261	---	---	---	---	---	---	153,864	
ETEBOR	NATIONAL BANK (CR)	---	---	---	---	---	---	---	15,948,502	
OPAPBOR	OPAP (CR)	7,504	---	---	---	---	---	---	1,730,789	
OPTIMABOR	OPTIMA BANK (CR)	2,900	---	---	---	---	---	---	5,733	
HTOBOR	OTE (CR)	10,750	---	---	---	---	---	---	1,497,336	
PPABOR	P.P.A. S.A. (CR)	1,200	---	---	300	4.88%	---	---	68,311	
TPEIRBOR	PIRAEUS FINANCIAL HOLD (CR)	---	---	---	---	---	---	---	1,011,240	
PPCBOR	PPC (CR)	500	---	---	---	---	---	---	1,278,881	

Stock Lending Notes

[1] - Multilateral contracts Lending or Borrowing as per Methods 8-1, 8-2 and 8-3-3 (According to ATHEX BoD Resolution No.17)

[2] - Bilateral Contracts Lending or Borrowing as per Methods 8-3-1 and 8-3-2 (According to ATHEX BoD Resolution No.20)

[3] - The information concerning OTC Stock Borrowing Transactions is based on the statements of the Dematerialised Securities System (DSS) operators involved and refers to volumes that have been registered up until the previous working day.

[4] - Average Price (Volume weighted)

[5] - The Data concerning Open Interest before the start of trading session

Lending Products	Underlying Title	Open Interest[5]	Multilateral Transactions[1]				Bilateral Transactions[2]		Stock Borrowing through OTC (volume)[3]
			Volume(Offered)	Average Weighted	Transactions volume	Average Weighted	Transactions Volume	Average Weighted	Transactions Volume
QUALBOR	QUALITY & RELIABILITY SA (CR)	---	---	---	---	---	---	---	
QUESTBOR	QUEST HOLDINGS (CR)	391	---	---	---	---	---	40,366	
TENERGYBOR	TERNA ENERGY (CR)	---	---	---	---	---	---	286,981	
TITCBOR	TITAN CEMENT (CB)	11,560	---	---	---	---	---	243,458	
VIOBOR	VIOHALCO SA/NV (CB)	744	---	---	---	---	---	---	

Stock Lending Notes

[1] - Multilateral contracts Lending or Borrowing as per Methods 8-1, 8-2 and 8-3-3 (According to ATHEX BoD Resolution No.17)

[2] - Bilateral Contracts Lending or Borrowing as per Methods 8-3-1 and 8-3-2 (According to ATHEX BoD Resolution No.20)

[3] - The information concerning OTC Stock Borrowing Transactions is based on the statements of the Dematerialised Securities System (DSS) operators involved and refers to volumes that have been registered up until the previous working day.

[4] - Average Price (Volume weighted)

[5] - The Data concerning Open Interest before the start of trading session

Sectors codification for listed companies

12003-	ETF	10101010	Computer Services
10101015	Software	10102030	Computer Hardware
15101010	Telecommunications Equipment	15102015	Telecommunications Services
20101010	Health Care Facilities	20101025	Health Care Services
20102010	Medical Equipment	20103015	Pharmaceuticals
30101010	Banks	30202000	Diversified Financial Services
30202010	Asset Managers & Custodians	30202015	Investment Services
30204000	Closed End Investments	30302010	Full Line Insurance
30302015	Insurance Brokers	30302025	Property and Casualty Insurance
35101010	Real Estate Holding and Development	35101015	Real Estate Services
35102000	Diversified REITs	35102030	Office REITs
35102045	Retail REITs.	40201040	Rental & Leasing Services: Consumer
40202010	Home Construction	40202015	Household Furnishings
40202020	Household Appliance	40203040	Electronic Entertainment
40204020	Clothing & Accessories	40301010	Entertainment
40301030	Publishing	40301035	Radio & TV Broadcasters
40401010	Diversified Retailers	40401020	Apparel Retailers
40401025	Home Improvement Retailers	40401030	Specialty Retailers
40501010	Airlines	40501015	Travel & Tourism
40501020	Casinos & Gambling	40501025	Hotels & Motels
45101015	Distillers & Vintners	45101020	Soft Drinks
45102010	Farming Fishing Ranching & Plantations	45102020	Food Products
45103010	Tobacco	45201010	Food Retailers & Wholesalers
45201020	Personal Products	50101010	Construction
50101020	Building Roof/Wallboard and Plumbing	50101030	Cement
50101035	Building Materials: Other	50202010	Electrical Components
50203015	Plastics	50203030	Containers & Packaging
50204000	Machinery: Industrial	50204020	Machinery: Construction & Handling
50205010	Industrial Suppliers	50205020	Back Office Support HR & Consulting
50205030	Forms & Bulk Printing Services	50206015	Commercial Vehicles & Parts
50206030	Marine Transportation	50206060	Transportation Services
55101000	Diversified Materials	55101020	Textile Products
55102000	General Mining	55102010	Iron & Steel
55102015	Metal Fabricating	55102035	Aluminum
60101020	Oil Refining and Marketing	65101010	Alternative Electricity
65101015	Conventional Electricity	65102000	Multi-Utilities
65102030	Water		



ATHEX
Athens Stock Exchange

Λεωφ. Αθηνών 110 104 42 Αθήνα
110, Athinon Ave. GR 104 42 Athens
tel. (+30)210-33.66.800, fax (+30)210-33.66.101
www.athexgroup.gr