

24

Ημερήσιο Δελτίο
Συναλλακτικής Δραστηριότητας

Daily Official List
of Trading Activity

Friday, 12 January, 2024

Year: 145 Trading Day No: 9



ATHEXGROUP
Athens Exchange Group

Disclaimer:

Hellenic Exchanges-Athens Stock Exchange S.A endeavours to ensure that the data and other material ("Information") presented on the Daily Official List are accurate and complete, but it is not liable for any errors or omissions of data or /and for the accuracy, credibility, updating and completeness of the aforesaid information nor it has any liability arising directly or indirectly from the use of the above Information.

The Company is not liable for the accuracy of the data included in listed companies' announcements. Only the sender of such an announcement is fully and solely liable for any infringement of third party's rights from the content of such announcement. All contents of the Daily Official List are provided only for information purposes and do not constitute investment advice or solicitation to invest in securities or other products listed for trading on the Exchange.

You acknowledge and agree that the Company is the owner of any property rights related to any Information appearing on the Daily Official List including intellectual property rights copyright, trademarks, etc.

The above data are a property of the Hellenic Exchanges-Athens Exchange and are copyright protected. Users are forbidden to reproduce, modify, copy, sale, transmit or redistribute, by all reproduction means and methods, part or the whole of the above data, without reference to their source.

The commercial exploitation of these data is, also, forbidden by third parties. Hellenic Exchanges-Athens Exchange does not carry any responsibility, direct or indirect, derived from usage or accidental alteration of the above data when used by third parties.

Hellenic Exchanges – Athens Stock Exchange S.A.

110 Athinon Ave., 10442 Athens, Tel: (210) 33.66.800, Fax: (210) 32.13.938

www.athexgroup.gr

Thessalonica Stock Exchange Center (T.S.E.C)

16-18 Katouni Str., Thessalonica 546 25 Tel: (2310) 567.667, Fax: (2310) 530.545

Athex Members Guarantee Fund

14-16 Fidiou Str., Athens 106 78, Tel: (210) 33.04.682, Fax: (210) 33.04.155

Hellenic Republic Capital Market Commission

1 Kolokotroni Str. & 1 Stadiou Str., Athens 10562 Tel: (210) 33.77.100 Fax: (210) 33.77.173

Table of Contents

Section 1: Statistical Figures of Securities, Derivatives and Lending

Summary of Markets

Athex Indices

Analytic Figures for Athex Market's Boards and Categories

Trading Details by Athex Sectors and Financial Instruments (ETFs)

Top 10 best & worst performing Shares

Derivatives Summary

Section 2: Analytic Figures of Shares Transactions

Analytic Figures of Shares Transactions

Shares' Notes

Section 3: Figures of Securities Transactions

Securities Blocks Details

Shares Rights Details

Stock Borrowing

Forced Sales Details

Forced Sales Registered Shares

Exchange Traded Funds (ETFs) Characteristics

Section 5: Bonds traded in Fixed Income Assets Market

Convertible Corporate Bonds - Regulated Market

Non Convertible Corporate Bonds - Regulated Market

Government Bonds

Treasury Bills & Zero Coupon Government Bonds

Government Bonds Traded with the Open Outcry Method

State Banks Bonds

Section 6: Additional Infos

Athex & ATHEXClear Members List

List of Stocks under Market Making operations

Section 7: Derivatives Market Analytic Figures

Index Futures

Stock Futures

Index Options

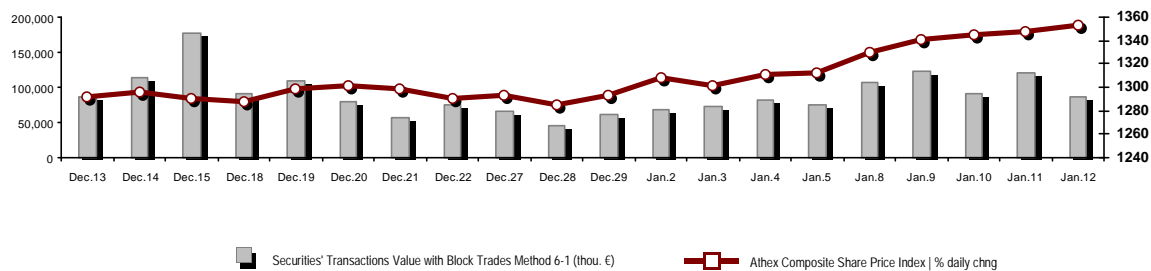
Stock Options

Stock Lending Analytic Figures

Appendix A: Sectors codification for listed companies

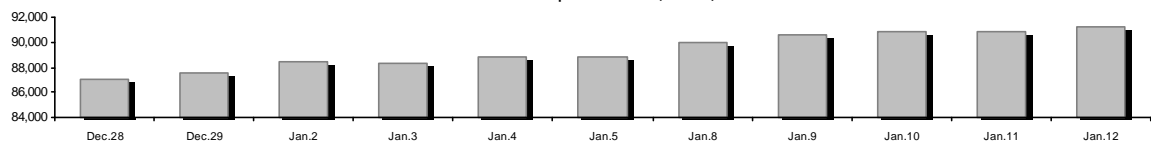
Summary of Markets

Athex Composite Share Price Index vs Shares and Derivatives Transactions Value

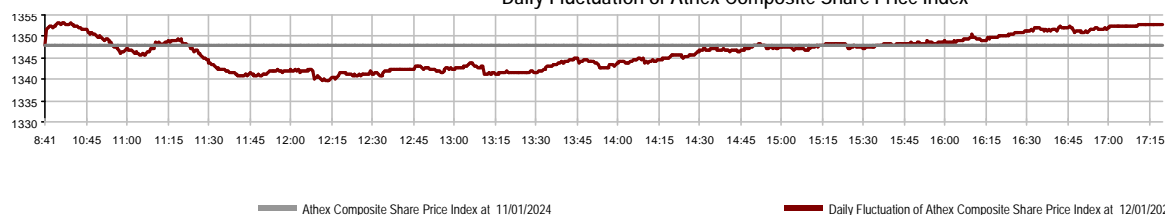


Athex Capitalisation (mill. €) **:	91,205.97		Derivatives Total Open Interest	449,273
Daily change: mill. € %	296.98	0.33%	in Index Futures % daily chng	5,734 5.62%
Yearly Avg Capitalisation: mill. € % chng prev year Avg	89,764.66	11.67%	in Stock Futures % daily chng	441,436 0.55%
Athex Composite Share Price Index % daily chng	1,352.65	0.35%	in Index Options % daily chng	1,081 9.19%
Athex Composite Share Price Index Capitalisation (mill. €)	82,776.02		in Stock Options % daily chng	1,022 0.00%
Daily change (mill. €)	324.52			
Securities' Transactions Value with Block Trades Method 6-1 (t)	86,369.37		Derivatives Contracts Volume:	17,774
Daily change: %	-34,256.39	-28.40%	Daily change: pieces %	-5,782 -24.55%
YtD Avg Trans. Value: thou. € % chng prev year Avg	91,681.80	-16.32%	YtD Avg Derivatives Contracts % chng prev year Avg	19,059 -56.65%
Blocks Transactions Value of Method 6-1 (thou. €)	5,166.33		Derivatives Trades Number:	1,399
Blocks Transactions Value of Method 6-2 & 6-3 (thou. €)	332.04		Daily change: number %	-509 -26.68%
Bonds Transactions Value (thou.€)	892.24		YtD Avg Trades number % chng prev year Avg	1,714 -26.48%
Securities' Transactions Volume with Block Trades Method 6-1 (tho)	21,058.55		Lending Total Open Interest	273,312
Daily change: thou. pieces %	-8,572.66	-28.93%	Daily change: pieces %	193,883 244.10%
YtD Avg Volume: % chng prev year Avg	23,066.70	-31.39%	Lending Volume (Multilateral/Bilateral)	16,860
Blocks Transactions Volume of Method 6-1 (thou. Pieces)	623.57		Daily change: pieces %	-194,640
Blocks Transactions Volume of Method 6-2 & 6-3 (thou. Pieces)	200.00		Multilateral Lending	2,860
Bonds Transactions Volume	929,000		Bilateral Lending	14,000
Securities' Trades Number with Block Trades Method 6-1	35,083		Lending Trades Number:	5
Daily change: number %	-6,725	-16.09%	Daily change: %	-3
YtD Avg Trades number % chng prev year Avg	36,324	0.28%	Multilateral Lending Trades Number	2
Number of Blocks Method 6-1	4		Bilateral Lending Trades Number	3
Number of Blocks Method 6-2 & 6-3	1			
Number of Bonds Transactions	172			

Athex Capitalisation (mill. €) **



Daily Fluctuation of Athex Composite Share Price Index



Athex Indices

Index name	12/01/2024	11/01/2024	pts.	%	Min	Max	Year min	Year max	Year change
Athex Composite Share Price Index	1,352.65 #	1,347.90	4.75	0.35%	1,339.66	1,353.30	1,293.14	1,354.04	4.60% #
Athex Composite Index Total Return Index	2,466.35 #	2,457.68	8.67	0.35%	2,442.66	2,467.54	2,355.44	2,468.90	4.71% #
Athex ESG Index	1,545.28 #	1,537.60	7.68	0.50%	1,528.66	1,545.30	1,471.77	1,545.30	4.99% #
ATHEX Alternative Market Price Index	9,451.31 €	9,464.70	-13.39	-0.14%	9,356.23	9,469.02	9,352.11	9,675.00	1.06% #
FTSE/Athex Large Cap	3,285.46 #	3,268.84	16.62	0.51%	3,249.92	3,285.46	3,122.79	3,285.46	5.21% #
FTSE/Athex Mid Cap Index	2,249.23 €	2,256.08	-6.85	-0.30%	2,228.75	2,268.50	2,228.75	2,316.61	-0.07% €
FTSE/ATHEX High Dividend Yield Index	3,826.39 #	3,823.27	3.12	0.08%	3,797.14	3,840.83	3,764.73	3,860.28	1.46% #
FTSE/Athex Market Index	783.46 #	779.74	3.72	0.48%	775.33	783.47	746.82	783.47	4.91% #
FTSE/Athex Banks	1,154.21 #	1,142.79	11.42	1.00%	1,130.39	1,155.14	1,057.67	1,155.14	8.72% #
FTSE/ATHEX TECHNOLOGY & TELECOMMUNICAT	4,996.93 €	4,999.29	-2.36	-0.05%	4,973.53	5,038.25	4,973.53	5,144.65	-1.49% €
FTSE/ATHEX FINANCIAL SERVICES	5,444.08 #	5,391.93	52.15	0.97%	5,332.92	5,448.34	4,996.31	5,448.34	8.57% #
FTSE/ATHEX REAL ESTATE	5,086.76 #	5,047.41	39.35	0.78%	5,034.80	5,113.75	4,900.32	5,113.75	2.55% #
FTSE/ATHEX CONSUMER DISCRETIONARY	5,074.74 €	5,094.92	-20.18	-0.40%	5,051.04	5,125.44	4,993.33	5,168.50	1.18% #
FTSE/ATHEX CONSUMER STAPLES	5,271.62 #	5,195.72	75.90	1.46%	5,195.72	5,271.62	5,069.68	5,288.15	3.60% #
FTSE/ATHEX INDUSTRIALS	5,298.54 €	5,309.36	-10.82	-0.20%	5,228.22	5,318.29	5,044.08	5,351.66	4.27% #
FTSE/ATHEX BASIC MATERIALS	5,439.84 #	5,430.17	9.67	0.18%	5,355.04	5,475.55	4,869.63	5,616.71	11.71% #
FTSE/ATHEX ENERGY & UTILITIES	5,206.12 #	5,198.68	7.44	0.14%	5,156.60	5,216.75	4,987.63	5,247.65	4.38% #
Athex All Share Index	314.75 #	313.72	1.03	0.33%	314.75	314.75	304.60	314.75	4.22% #
Hellenic Mid & Small Cap Index	1,999.06 €	2,001.36	-2.30	-0.11%	1,984.86	2,007.59	1,929.00	2,022.22	3.63% #
FTSE/Athex Large Cap Total Return	5,439.95 #	5,412.43	27.52	0.51%			5,201.70	5,439.95	5.28% #
FTSE/Athex Mid Cap Total Return	3,029.08 €	3,038.30	-9.22	-0.30%			3,029.08	3,086.59	-0.07% €
MSCI GREECE REBASED	5,275.88 #	5,248.30	27.58	0.53%	5,207.91	5,275.88	4,984.69	5,275.88	5.84% #
Hellenic Corporate Bond Index	130.16 #	130.06	0.10	0.07%			129.54	130.16	0.40% #
Hellenic Corporate Bond Price Index	90.90 #	90.84	0.06	0.06%			90.52	90.90	0.28% #

Note 1: FTSE/Med 100, Hellenic Corporate Bond Price Index and Hellenic Corporate Bond Index closing prices refer to the previous trading day of 10/01/2024.

Note 2: The Hellenic Mid & Small Cap Index is a Customized index calculated by the Athens Exchange.

Analytic Figures for Athex Market's Boards and Categories

	Total Traded Securities	Main Market	Surveillance	Exchange Traded Funds (ETFs)
Totals	122	115	6	1
Gain / Lose / Same:	42 / 60 / 20	40 / 58 / 17	1 / 2 / 3	1 / 0 / 0
Athex Capitalisation (mill. €) **	91,205.97	91,122.47	83.50	
Daily Average Trans/ons Value(thou.€)	91,681.80	91,413.94	31.21	277.11
Transactions Value	86,701.41	86,503.25	61.89	136.27
Main Board:	81,203.04	81,004.88	61.89	136.27
Blocks Board 6_2_3:	5,498.37	5,498.37	0.00	0.00
Forced Sales Board:	0.00	0.00	0.00	0.00
Special Terms Board:	0.00	0.00	0.00	0.00
Daily Average Transactions Volume	23,066,704	22,676,613	403,939	8,565
Transactions Volume	21,258,553	20,444,464	809,971	4,118
Main Board:	20,434,979	19,620,890	809,971	4,118
Blocks Board 6_2_3:	823,574	823,574	0	0
Forced Sales Board:	0	0	0	0
Special Terms Board:	0	0	0	0
Daily Average Number of Trades	36,324	36,184	55	85
Number of Trades	35,084	34,941	61	82
Main Board:	35,079	34,936	61	82
Blocks Board 6_2_3:	5	5	0	0
Forced Sales Board:	0	0	0	0
Special Terms Board:	0	0	0	0

Trading Details by Athex Sectors and Financial Instruments (ETFs)

Code	Sectors	Gain / Lose / Same	Number of Trades	Transactions Volume	Transactions Value	% of Total Trans. Value
3010	- Banks	3 / 3 / 1	12,776	13,064,208	42,735,536.08	49.29%
5510	- Basic Resources	3 / 9 / 2	1,381	567,835	1,581,915.33	1.82%
5010	- Construction & Materials	2 / 10 / 3	4,322	2,079,498	8,067,232.74	9.30%
4020	- Consumer Products & Services	3 / 3 / 1	455	110,840	297,208.13	0.34%
6010	- Energy	2 / 2 / 0	2,052	435,741	4,678,849.80	5.40%
12000	- Financial Instruments	1 / 0 / 0	82	4,118	136,272.46	0.16%
3020	- Financial Services	2 / 2 / 1	537	89,572	493,504.08	0.57%
4510	- Food Beverage & Tobacco	3 / 2 / 1	235	31,750	614,778.61	0.71%
2010	- Health Care	2 / 1 / 0	177	191,375	162,770.02	0.19%
5020	- Industrial Goods & Services	1 / 12 / 3	1,258	1,052,080	1,642,940.68	1.89%
3030	- Insurance	0 / 1 / 0	68	11,512	56,862.02	0.07%
4030	- Media	1 / 0 / 0	10	4,641	2,259.49	0.00%
4520	- Personal Care, Drug & Grocery Stores	1 / 1 / 0	128	14,612	104,044.59	0.12%
3510	- Real Estate	6 / 3 / 2	1,364	437,116	1,412,045.44	1.63%
4040	- Retail	4 / 2 / 1	951	146,728	2,491,372.31	2.87%
1010	- Technology	4 / 4 / 2	1,276	390,178	1,477,585.02	1.70%
1510	- Telecommunications	2 / 0 / 0	1,026	165,342	2,155,683.78	2.49%
4050	- Travel & Leisure	0 / 4 / 0	3,173	1,854,930	9,666,923.12	11.15%
6510	- Utilities	2 / 1 / 3	3,813	606,477	8,923,624.71	10.29%

Top 10 best & worst performing Shares

Main Market

With positive Price change	Closing price	change	With negative Price change	Closing price	change
MINERVA KNITWEAR (CR)	0.87	29.85% #	ELLAKTOR (CR)	2.52	-4.00% €
FIERATEX SA (CR)	0.5	13.38% #	TZIRAKIAN PROFIL (CR)	1.82	-2.67% €
DIMAND (CR)	10.65	3.40% #	ILYDA S.A. (CR)	1.33	-2.56% €
KRI-KRI S.A. (CR)	9.88	2.70% #	CENTRIC HOLDINGS (CR)	0.395	-2.23% €
EUROBANK HOLDINGS (CR)	1.76	2.65% #	ALUMIL (CR)	2.86	-2.05% €
VIOHALCO SA/NV (CB)	6.02	2.03% #	THRACE PLASTICS SA (CR)	4.31	-2.04% €
TITAN CEMENT (CB)	22.3	1.59% #	INTRACOM HOLDINGS (CR)	3.15	-2.02% €
AUTOHELLAS SA (CR)	13.18	1.54% #	AVAX S.A. (CR)	1.724	-1.93% €
GR. SARANTIS S.A. (CR)	8.69	1.52% #	QUEST HOLDINGS (CR)	5.58	-1.93% €
CC HBC AG (CR)	27.39	1.29% #	KLOUKINAS - LAPPAS SA (CR)	1.55	-1.90% €
With the highest Transactions Value	Value (thou. €)	change	With the highest Transactions Volume	Volume	change
NATIONAL BANK (CR)	20,320.06	-0.09% €	ALPHA SERVICES HOLD (CR)	3,771,465	0.97% #
PIRAEUS FINANCIAL HOLD (CR)	9,674.54	0.46% #	EUROBANK HOLDINGS (CR)	3,506,640	2.65% #
OPAP (CR)	7,530.02	-1.88% €	NATIONAL BANK (CR)	2,930,671	-0.09% €
EUROBANK HOLDINGS (CR)	6,038.83	2.65% #	PIRAEUS FINANCIAL HOLD (CR)	2,771,497	0.46% #
ALPHA SERVICES HOLD (CR)	6,037.55	0.97% #	INTRALOT (CR)	1,280,076	-0.19% €
PPC (CR)	3,770.61	0.24% #	AVAX S.A. (CR)	725,503	-1.93% €
MYTILINEOS (CR)	3,509.27	-0.37% €	OPAP (CR)	476,546	-1.88% €
GEK TERNA (CR)	3,009.62	-0.28% €	ELLAKTOR (CR)	450,503	-4.00% €
HELLENIQ ENERGY (CR)	2,402.34	0.28% #	INTRAKAT (CR)	348,685	-1.79% €
JUMBO SA (CR)	2,289.63	1.13% #	HELLENIQ ENERGY (CR)	336,493	0.28% #

Note: Stocks that are not included in the "Under Supervision" category, and the transactions value is more than 10,000 €.

Derivatives Summary

	Number of Trades	Volume	Open Interest
Index Futures	209	856	5,734
FTSE/Athex Banks	9	17	1,244
FTSE/Athex Large Cap	200	839	4,407
MSCI GREECE REBASED	0	0	83
Stock Futures	1,187	16,898	441,436
ADMIE (IPTO) HOLDING S.A. (CR)	8	65	23,852
AEGEAN AIRLINES (CR)	30	112	7,321
ALPHA SERVICES HOLD (CR)	122	5,736	163,137
AUTOHELLAS SA (CR)	5	10	222
AVAX S.A. (CR)	58	155	1,324
CC HBC AG (CR)	0	0	295
CENERGY HOLDINGS (CB)	10	108	4,536
ELLAKTOR (CR)	24	67	1,918
ELVALHALCOR (CR)	15	91	3,857
EUROBANK HOLDINGS (CR)	117	4,039	28,367
EYDAP S.A. (CR)	19	110	3,531
FOURLIS (CR)	4	7	1,015
GEK TERNA (CR)	40	464	7,358
HELLENIC EXCHANGES-A.S.E. (CR)	32	114	8,643
HELLENIQ ENERGY (CR)	10	64	6,222
INTRACOM HOLDINGS (CR)	46	279	6,133
INTRAKAT (CR)	77	265	3,591
JUMBO SA (CR)	7	31	1,162
LAMDA DEVELOPMENT SA (CR)	25	136	5,847
MIG (CR)	0	0	84
MOTOR OIL (CR)	2	10	538
MYTILINEOS (CR)	36	68	3,416
NATIONAL BANK (CR)	105	831	16,913
OPAP (CR)	6	16	1,361
OPTIMA BANK (CR)	3	20	104
OTE (CR)	13	85	8,018
P.P.A. S.A. (CR)	3	7	123
PIRAEUS FINANCIAL HOLD (CR)	210	3,026	82,292
PPC (CR)	53	270	28,389
QUEST HOLDINGS (CR)	3	15	88
TERNA ENERGY (CR)	49	381	16,216
TITAN CEMENT (CB)	3	11	432
VIOHALCO SA/NV (CB)	52	305	5,131
Index Options	2	15	1,081
FTSE/Athex Large Cap	2	15	1,081
Stock Options	1	5	1,022
ALPHA SERVICES HOLD (CR)	0	0	0
NATIONAL BANK (CR)	0	0	713
OPAP (CR)	0	0	167
OTE (CR)	0	0	11
PIRAEUS FINANCIAL HOLD (CR)	0	0	60
PPC (CR)	1	5	71
Total Derivatives Traded	1,399	17,774	449,273

Daily Official List

Year: 145 Trading Day No: 9

Section 2: Analytic Figures of Shares Transactions

Friday, 12 January, 2024

Number of Outstanding Securities	Nominal Value	Dividends [1]			Date of Last Coupon		Note	Shares	Closing price	% change	Previous closing price/date	Open price	Price min	Price max	Last price	Avg price	Last Bid [7]	Last Ask [7]	P/E after tax	Year	Volume	Trades	Transactions Value[8]	Company Mkt Value (thou. €)	Year low	Year high	Sector[4]		
		2021	2022	2023	Dividend [2]	Right																							
15,300,000	0.300	---	---	---	30/07/2009	13/12/1999	---	ATTICA PUBLICATIONS SA (CR)	0.318	---	0.318	11/01/2024	---	---	---	---	883@0.296	325@0.340	---	---	---	---	---	4,865.40	0.292	0.346	40301030		
6,325,000	0.600	0.19	0.153	---	03/07/2023	17/02/2014	---	VOYATZOGLOU (CR)	2.36	-3.28	€	2.44	11/01/2024	2.46	2.34	2.46	2.38	2,356	10@2.48	9@2.44	---	---	645	7	1,519.72	14,927.00	2.28	2.7	50205010
15,000,000	0.300	---	---	---	06/07/2007	18/07/2000	---	DAIOS PLASTICS SA (CR)	3.5	---	---	3.5	11/01/2024	3.5	3.5	3.5	3.5	3800@3.30	1000@3.84	---	---	3,789	2	13,261.50	52,500.00	3.4	3.5	50203015	
86,735,980	0.310	---	---	---	06/07/2009	07/09/2023	---	ATHENS MEDICAL CENTER SA (CR)	1.875	1.08	€	1.855	11/01/2024	1.875	1.835	1.88	1.88	1,872	50@1.84	723@1.86	---	---	3,635	18	6,804.68	162,629.96	1.795	1.885	20101025
2,760,000	11.83	11	11.8	---	14/06/2023	16/07/1990	---	KARELIA (CR)	340	---	---	340	11/01/2024	340	340	348	348	345.333	3@340.00	51@348.00	---	---	3	2	1,036.00	938,400.00	340	350	45103010
6,700,000	0.800	0.047	0.047	---	23/08/2023	29/05/2014	---	MILLS KEPENOS (CR)	2.2	---	---	2.2	11/01/2024	---	---	---	---	350@2.02	648@2.26	16.25	2022	---	---	---	14,740.00	2.2	2.26	45102020	
18,017,472	0.360	---	---	---	09/09/2022	28/08/2017	---	KTIMA KOSTAS LAZARIDIS SA (CR)	1.78	1.71	€	1.75	11/01/2024	1.78	1.78	1.78	1.78	5000@1.77	17@1.78	---	---	740	3	1,317.20	32,071.10	1.75	1.88	45101015	
21,364,000	1.12	---	0.4	---	21/08/2023	08/03/2023	---	LAMPASA HOTEL SA (CR)	32.2	---	---	32.2	11/01/2024	---	---	---	---	---	50@33.00	---	---	---	---	---	687,920.80	30	32.4	40501025	
32,188,050	1.04	---	---	---	21/07/2008	20/01/2000	---	MOUZAKIS (CR)	0.73	-2.67	€	0.75	11/01/2024	0.75	0.73	0.75	0.73	0.74	1500@0.720	1000@0.730	---	---	4,000	3	2,960.00	23,497.28	0.7	0.79	55101020
8,321,682	0.670	---	---	---	17/08/2007	23/11/1999	---	N. LEVENTERIS (CR)	0.302	---	---	0.302	11/01/2024	---	---	---	---	2498@0.282	2@0.302	---	2022	---	---	---	3,334.15	0.282	0.302	55102010	
6,340,000	0.600	0.17	0.1	0.2	11/12/2023	11/01/2024	---	NAKAS MUSIC	3.1	---	---	3.1	11/01/2024	3	3	3	3	2060@2.92	100@3.04	---	---	30	2	90.00	19,654.00	2.9	3.16	40401030	
10,080,000	3.00	1.5	1.45	---	11/05/2023	27/08/2001	---	TPA SA (CR)	22	-1.79	€	22.4	11/01/2024	22.5	22	22.5	22	22.131	245@21.90	332@22.00	---	---	2,250	29	49,795.00	221,760.00	21.8	23.5	50206060
27,379,200	0.980	---	0.45	---	01/08/2023	29/08/2022	---	CRETE PLASTICS SA (CR)	15.6	---	---	15.6	11/01/2024	---	---	---	---	50@15.40	50@15.80	---	---	---	---	---	427,115.52	15.1	16	50203015	
255,494,534	2.71	0.279	0.255	0.11	11/12/2023	30/09/2021	---	PRODEA (CR)	7.35	---	---	7.35	11/01/2024	---	---	---	---	48@7.10	78@7.85	---	---	---	---	---	1,877,884.82	7	7.95	35102000	
4,181,450	0.500	---	---	---	21/08/2000	05/03/2002	---	FLOUR MILLS SARANTOPOULOS SA	1.04	---	---	1.04	11/01/2024	---	---	---	---	---	---	---	---	---	---	---	4,348.71	1.04	1.06	45102020	

Exchange Traded Funds (ETFs)

924,675	---	---	---	---	15/06/2016	---	ALPHA ETF FTSE Athex Large Cap	33.2	0.33	€	33.09	11/01/2024	33.25	32.87	33.25	33.2	33.092	10@32.90	200@35.49	---	---	4,118	82	136,272.46	---	31.58	38	12003
---------	-----	-----	-----	-----	------------	-----	--------------------------------	------	------	---	-------	------------	-------	-------	-------	------	--------	----------	-----------	-----	-----	-------	----	------------	-----	-------	----	-------

Surveillance

356,314,416	0.060	---	---	---	07/07/2010	21/09/2017	5160	FRIGOGLASS SA (CR)	0.0705	-4.73	€	0.074	11/01/2024	0.0705	0.0705	0.0705	0.0705	0.0712	2000@0.069	4485@0.070	---	---	775,471	42	54,670.71	25,120.17	0.064	0.074	50204000
65,326,268	0.530	---	---	---	04/07/2007	19/07/2006	4750	SATO SA (CR)	0.0295	---	---	0.0295	11/01/2024	---	---	---	---	10000@0.030	3700@0.032	---	---	---	---	---	1,927.12	0.027	0.0295	40202015	
13,191,620	0.620	---	---	---	04/08/2010	09/09/2002	5232	YALCO - CONSTANTINOU (CR)	0.197	3.68	€	0.19	11/01/2024	0.19	0.19	0.2	0.2	0.197	3000@0.190	2400@0.200	---	---	9,800	4	1,930.00	2,598.75	0.19	0.2	40202020
17,579,754	4.16	---	---	---	18/08/2006	02/08/2010	---	BIOTER SA (CR)	0.206	---	---	0.206	11/01/2024	0.21	0.21	0.21	0.21	0.21	5000@0.210	397@0.220	---	---	1,000	1	210.00	3,621.43	0.204	0.222	50101010
54,654,600	0.050	---	---	---	01/07/1998	30/12/2022	5275	VIS SA (CR)	0.246	---	---	0.246	11/01/2024	---	---	---	---	1000@0.246	993@0.262	---	2022	---	---	---	13,445.03	0.244	0.25	50203030	
51,754,364	0.300	---	---	---	23/12/2003	24/01/2007	5197	SELECTED TEXT. IND. ASSOC (CR)	0.12	-7.69	€	0.13	11/01/2024	0.12	0.12	0.12	0.12	0.12	3000@0.118	1982@0.124	---	---	18,000	8	2,160.00	6,210.52	0.12	0.134	55101020
15,842,391	1.51	---	---	---	15/07/2009	12/05/2000	5141	BITROS HOLDING SA (CR)	0.51	---	---	0.51	11/01/2024	0.52	0.51	0.52	0.51	0.515	---	300@0.500	---	---	5,500	4	2,835.00	8,079.62	0.5	0.52	55102010
24,319,250	0.300	---	---	---	09/07/2002	04/07/2007	5165	PROODEFTIKH SA (CR)	0.37	---	---	0.37	11/01/2024	0.4	0.4	0.4	0.4	0.4	1000@0.334	11925@0.400	---	---	200	2	80.00	8,998.12	0.334	0.4	50101010
28,438,268	0.070	---	---	---	21/08/2006	24/11/1999	5253	SPIROY AGRICULTURE SA (CR)	0.194	---	---	0.194	11/01/2024	---	---	---	---	2000@0.180	1815@0.210	---	---	---	---	---	5,517.02	0.182	0.21	45102010	
1,011,000	1.00	---	---	---	01/07/2004	11/12/2012	5193	TRIA ALFA SA (CR)	7.9	---	---	7.9	11/01/2024	---	---	---	---	---	---	50@8.35	60.51	2022	---	---	---	7,986.90	7	7.9	55101020

Suspension Status

12,417,000	0.310	---	---	---	27/08/2019	28/08/2017	5233	MLS MULTIMEDIA SA (CR)	0.57	---	---	0.57	12/05/2020	---	---	---	---	---	---	---	---	---	---	---	7,077.69	0.57	0.57	10101015	
6,330,002	0.300	---	---	---	25/06/2002	15/03/2019	5278	VARARESSOS (CR)	0.24	---	---	0.24	02/05/2023	---	---	---	---	---	---	---	---	---	---	---	---	1,519.20	0.24	0.24	55101020
3,961,300	1.28	---	---	---	29/06/2004	03/08/2000	5248	DUROS SA (CR)	0.25	---	---	0.25	24/04/2023	---	---	---	---	---	---	---	---	---	---	---	---	990.33	0.25	0.25	40204020
7,125,216	0.650	---	---	---	01/07/2005	14/12/1999	4955	KRE.KA SA (CR)	0.28	---	---	0.28	06/04/2023	---	---	---	---	---	---	---	---	---	---	---	---	1,995.06	0.28	0.28	45102010
7,734,375	1.00	---	---	---	09/07/2007	07/01/2011	5277	LIVANIS SA (CR)	0.125	---	---	0.125	28/04/2023	---	---	---	---	---	---	---	---	---	---	---	---	966.80	0.125	0.125	40301030

Shares' Notes

Code	Note text
()	- Adjusted dividends.
*	- Last adjusted closing price.
[1]	- Net dividends.
[2]	- The "Date of Last Coupon" for New listings refers to the date company's stocks started to trade in Athex
[3]	- The Company Market Value is referred to the number of outstanding shares
[4]	- Sectors codification can be found in Appendix A
[5]	- The Market Value refers to the total number of shares listed (including their several classes) in the exchange by the company.
[6]	- P/E greater than 100
[7]	- Last view of the Order Book before the end of the trading session
[8]	- All Blocks Methods' Transactions Value are included.
4750	- Transfer to the Under Surveillance Category from 8/4/2011.
4955	- Transfer to the Surveillance Category as from 5/4/2013.
5093	- Transfer to the Surveillance Category as of 8/4/2015.
5141	- Transfer to the Surveillance Category as of 10/05/2017.
5160	- Transfer to the Surveillance Category as of 15/04/2016.
5165	- Transfer to the Surveillance Category as of 15/02/2018.
5193	- Transfer to the Surveillance Category as of 25/10/2018.
5197	- Transfer to the Surveillance Category as of 07/11/2018.
5232	- Transfer to the Under Surveillance Category from 08/04/2011.
5233	- Suspension of trading as of 13/05/2020.
5248	- Transfer to the Surveillance Category as of 06/09/20116.
5253	- Transfer to the Surveillance Category as of 14/5/2021.
5275	- Transfer to the Surveillance Category as of 09/07/2020.
5277	- Suspension of trading as of 02/05/2023.
5278	- Suspension of trading as of 03/05/2023.

Securities Blocks Details

Securities	Block Volume	Price	Block Trade Value	Time of approval	Note
EUROBANK HOLDINGS (CR)	200,000	1.66	332,040.00	10:32:44	14
JUMBO SA (CR)	24,360	24.88	606,076.80	10:45:05	20
OPAP (CR)	23,559	15.79	371,996.61	11:49:47	20
NATIONAL BANK (CR)	554,677	6.95	3,857,223.86	16:59:34	20
OPAP (CR)	20,978	15.78	331,032.84	17:00:19	20

Blocks Notes

- 9 - Method 6-1 / Special Fees
- 10 - Method 6-1 / Special Fees, SDS
- 14 - Method 6-3 / Settlement, Incomplete Buy and Sell
- 18 - Method 6-2 / SPOT 1
- 19 - Method 6-2 / SPOT 2
- 20 - Method 6-1 and Method 6-1 Same Day Settlement
- 21 - Other Pre-agreed

Shares Rights Details

Occured date	Exercise from	Exercise until	Trading until	Rights	Price min	Price max	Closing price	Last Bid	Last Ask	Volume	Trades	Transactions Value
28/12/2023	03/01/2024	16/01/2024	11/01/2024	TRASTOR REAL ESTATE INVESTMEN	---	---	---	---	---	---	---	---

Forced Sales Details

Securities	Category of Security	Transactions Volume	Number of Trades	Transactions Value	Note
------------	----------------------	------------------------	---------------------	-----------------------	------

No Forced Transactions.

Forced Sales Notes

- 1 - Compulsory Public Forced Sales
- 2 - Forced Sales of Fixed Registered Shares
- 3 - Forced Sales of Remaining Fractional Shares

Exchange Traded Funds (ETFs) Characteristics

	Transactions Date (T)	Creation / Redemption	Units (T-1)	New Units (T-1)	Redemption Units (T-1)	Units (T) [1]	Fund Assets [2]	Net Unit Price	Dividend per Unit	Dividend Date
ALPHA ETF FTSE Athex Large Cap	12/01/2024	5,000	924,675	---	---	924,675	30,514,950.00	33.0007	0.62	03/07/2023

ETFs Notes

[1] - Units (T) = Units (T-1) + New Units (T-1) - Redemption Units (T-1)

[2] - The Creation / Redemption Units of T-1 are included.

Non Convertible Corporate Bonds - Regulated Market

Num Listed Bonds	Nominal price	Issue price	Today's Rate	Exp. Date	Duration (years)	Note	Coupon		Trading Unit	Corporate Bonds	Accrued Int.	Yield.T.Mat	Price min	Price max	Closing price	Previous closing price/date	Volume	Transactions Value	Last order			ear min	Year max	
							Common	Preferred											Price	Buy / Sell	Date			
100,000	1,000.00	1,000.00	2.70	25/05/2026	5	---	6	---	1	COSTAMARE PARTICIPATIONS PLC (Non Convertible)	3.7500	4.2260	96.0100	96.0100	96.0100	96.0000	11/01/2024	4,000	3,855.40	96.0000	B	12/01/2024	94.2000	96.9999
320,000	1,000.00	1,000.00	3.40	21/07/2027	7	---	7	---	1	LAMDA DEVELOPMENT S.A. (Non Convertible)	16.9056	4.5470	94.0500	94.8000	94.7999	94.6130	11/01/2024	65,000	62,295.44	94.1002	B	12/01/2024	93.6000	95.6974
200,000	1,000.00	1,000.00	2.10	27/10/2027	7	---	7	---	1	O.P.A.P. S.A. (Non Convertible)	4.7250	3.8230	93.2000	94.4000	93.3500	94.4670	11/01/2024	28,000	26,312.30	93.2000	B	12/01/2024	91.0849	94.5034
200,000	1,000.00	1,000.00	1.90	23/03/2028	7	---	6	---	1	MOTOR OIL CORINTH REFINERIES SA (Non Convertible)	5.9639	4.0120	91.4500	92.4499	91.5339	92.4000	11/01/2024	28,000	25,796.49	91.6000	B	12/01/2024	91.2000	92.4499
100,000	1,000.00	1,000.00	2.95	11/02/2027	5	---	4	---	1	SAFE BULKERS PARTICIPATIONS PLC (Non Convertible)	12.9472	4.8110	94.1900	94.1900	94.1900	93.9600	11/01/2024	2,000	1,909.69	93.5000	B	12/01/2024	93.0000	94.2000
230,000	1,000.00	1,000.00	4.70	12/07/2029	7	---	4	---	1	LAMDA DEVELOPMENT S.A. (Non convertible)	0.5222	4.2610	100.6000	100.6000	100.6000	100.6940	11/01/2024	2,000	2,013.04	100.0001	B	12/01/2024	99.5100	101.2000
100,000	1,000.00	1,000.00	4.40	26/07/2029	7	---	3	---	1	CPLP SHIPPING HOLDINGS PLC (Non Convertible)	21.2667	4.2130	99.6000	99.6000	99.6000	98.7860	11/01/2024	1,000	1,017.27	99.0001	B	12/01/2024	96.1110	99.6000
200,000	1,000.00	1,000.00	3.60	12/03/2026	7	---	10	---	1	AEGEAN AIRLINES S.A. (Non Convertible)	12.6000	3.6870	98.5000	98.9500	98.5000	98.5000	11/01/2024	125,000	125,142.50	98.5000	B	12/01/2024	96.7110	99.3000
500,000	1,000.00	1,000.00	2.75	03/07/2027	7	---	8	---	1	GEK TERNA S.A. (Non Convertible)	0.9931	4.4070	93.4000	93.7000	93.6271	93.3010	11/01/2024	71,000	66,470.30	93.2000	B	12/01/2024	91.6000	93.7000
100,000	1,000.00	1,000.00	5.50	15/12/2028	5	---	1	---	1	IDEAL HOLDINGS S.A. (Non Convertible)	4.8889	5.0400	101.0000	102.9000	101.7500	102.9000	11/01/2024	49,000	50,070.46	101.0000	B	12/01/2024	100.6100	102.9000
175,000	1,000.00	1,000.00	3.40	26/07/2024	5	---	9	---	1	ATTICA HOLDINGS S.A. (Non Convertible)	16.4333	4.9020	98.7200	98.8300	98.8030	99.0550	10/01/2024	62,000	62,276.71	98.8200	B	12/01/2024	98.6100	99.3200
300,000	1,000.00	1,000.00	2.30	20/07/2028	7	---	5	---	1	PRODEA REIC S.A.(Non Convertible)	11.5000	4.6800	88.9500	92.0000	89.9906	92.0000	11/01/2024	92,000	83,849.31	89.0001	B	12/01/2024	87.3500	92.3500
150,000	1,000.00	1,000.00	2.65	22/10/2026	5	---	5	---	1	CPLP SHIPPING HOLDINGS PLC (Non Convertible)	6.2569	4.3940	94.2000	95.0000	94.9714	94.4440	11/01/2024	65,000	61,849.70	94.6000	B	12/01/2024	93.5000	95.0000
250,000	1,000.00	1,000.00	2.45	16/11/2028	7	---	5	---	1	ELVALHALCOR S.A. (Non Convertible)	4.1514	4.2340	91.5000	92.4999	91.8172	91.4510	11/01/2024	58,000	53,494.78	91.5001	B	12/01/2024	89.3986	93.3000
120,000	1,000.00	1,000.00	2.65	06/12/2028	7	---	5	---	1	NOVAL PROPERTY REIC (Non Convertible)	3.0181	4.2620	89.9500	92.3983	92.3983	91.2390	11/01/2024	51,000	46,304.13	90.0000	B	12/01/2024	88.5000	93.1999
300,000	1,000.00	1,000.00	2.30	14/12/2028	7	---	5	---	1	GEK TERNA S.A. (Non Convertible)	2.1083	4.6630	89.5100	89.5100	89.5100	89.5470	11/01/2024	6,000	5,383.25	89.5000	B	12/01/2024	88.1000	89.9890
100,000	1,000.00	1,000.00	2.80	25/01/2027	5	---	4	---	1	PREMIA S.A. (Non Convertible)	13.6111	4.5220	---	---	---	94.6630	10/01/2024	---	---	93.4000	B	12/01/2024	90.9974	94.7500
500,000	1,000.00	1,000.00	4.00	10/07/2030	7	---	2	---	1	MYTILINEOS S.A. (Non Convertible)	0.6667	3.9270	99.9200	100.2500	99.9550	99.9800	11/01/2024	111,000	111,068.59	99.9100	B	12/01/2024	98.7000	100.6000

Corporate Bonds Notes

Transactions Volume = (Pieces) * (Nominal Price). Transactions Value = (Pieces) * (Nominal Price) * (price %) + (Accrued interest).

The price of a Bond is stated as a percentage (%) of Bond's Nominal Price.

Nominal Price in Euros (€), except if it is noted differently.

Non Convertible Corporate Bonds - Regulated Market

Num Listed Bonds	Nominal price	Issue price	Today's Rate	Exp. Date	Duration (years)	Note	Coupon		Trading Unit	Corporate Bonds	Accrued Int.	Yield.T.Mat	Price min	Price max	Closing price	Previous closing price/date	Volume	Transactions Value	Last order		ear min	Year max		
							Common	Preffered											Price	Buy / Sell			Date	
120,000	1,000.00	1,000.00	3.95	04/04/2025	7	---	12	---	1	GEK TERNA S.A. (Non Convertible)	11.4111	3.6920	---	---	---	99.2910	11/01/2024	---	---	98.8000	B	12/01/2024	98.7110	99.7000
150,000	1,000.00	1,000.00	2.60	22/10/2026	7	---	9	---	1	TERNA ENERGY FINANCE S.A. (Non Convertible)	6.1389	4.4990	94.0000	94.0000	94.0000	94.2540	11/01/2024	109,000	103,129.14	93.9000	B	12/01/2024	92.5000	95.0000

Corporate Bonds Notes

Transactions Volume = (Pieces) * (Nominal Price). Transactions Value = (Pieces) * (Nominal Price) * (price %) + (Accrued interest).

The price of a Bond is stated as a percentage (%) of Bond's Nominal Price.

Nominal Price in Euros (€), except if it is noted differently.

Government Bonds

Number Listed Bonds	Nominal price	Today's Rate	Accrued Interest Calc	Exp. Date [1]	Duration (years)	Note	Coupons Date	Curr. coupon value	Trading Unit	Government Bonds	Price min	Price max	Closing price	Previous closing price/date	Volume	Transactions Value	Price	Last order Buy / Sell	Date
4,500,000	1,000.00	1.88	Actual/Actual	04/02/2035	15	---	04/02	1.88	1	GGB-FXD-040235-15Y-1.875-1.000	---	---	---	---	---	---	---	---	---
1,805,793	1,000.00	3.45	Actual/Actual	02/04/2024	5	---	02/04	3.45	1	GGB-FXD-020424-05Y-3.450-1.000	---	---	---	---	---	---	---	---	---
6,000,000	1,000.00	0.75	Actual/Actual	18/06/2031	10	---	18/06	0.75	1	GGB-FXD-180631-10Y-0.750-1.000	---	---	---	---	---	---	---	---	---
2,900,000	1,000.00	3.88	Actual/Actual	15/06/2028	5	---	15/06	3.88	1	GGB-FXD-150628-05Y-3.875-1.000	---	---	---	---	---	---	---	---	---
5,962,747,327	1.00	3.75	Actual/Actual	30/01/2028	10	---	/02 - 01/02 - 31/	3.75	1	GGB-FXD-300128-10Y-3.750-1.00	---	---	---	85.4610 13/07/2018	---	---	1.0000	B	28/11/2018
7,067,309,386	1.00	3.90	Actual/Actual	30/01/2033	15	---	/02 - 01/02 - 31/	3.90	1	GGB-FXD-300133-15Y-3.900-1.00	---	---	---	78.6730 13/07/2018	---	---	1.0000	B	28/11/2018
5,622,848,349	1.00	4.00	Actual/Actual	30/01/2037	19	---	/02 - 01/02 - 31/	4.00	1	GGB-FXD-300137-19Y-4.000-1.00	---	---	---	77.0370 13/07/2018	---	---	1.0000	B	28/11/2018
5,476,770,669	1.00	4.20	Actual/Actual	30/01/2042	24	---	/02 - 01/02 - 31/	4.20	1	GGB-FXD-300142-24Y-4.200-1.00	---	---	---	77.7640 13/07/2018	---	---	1.0000	B	28/11/2018
48,794,718	1.00	4.30	Actual/Actual	24/02/2024	12	---	24/02	4.30	1	GGB-FXD-240224-12Y-2.000-1.00	---	---	---	10.0000 22/06/2015	---	---	---	---	---
40,248,141	1.00	4.30	Actual/Actual	24/02/2025	13	---	24/02	4.30	1	GGB-FXD-240225-13Y-2.000-1.00	---	---	---	10.0000 22/06/2015	---	---	---	---	---
59,586,043	1.00	4.30	Actual/Actual	24/02/2026	14	---	24/02	4.30	1	GGB-FXD-240226-14Y-2.000-1.00	---	---	---	10.0000 22/06/2015	---	---	---	---	---
41,118,344	1.00	4.30	Actual/Actual	24/02/2027	15	---	24/02	4.30	1	GGB-FXD-240227-15Y-2.000-1.00	---	---	---	10.0000 22/06/2015	---	---	---	---	---
45,137,734	1.00	4.30	Actual/Actual	24/02/2028	16	---	24/02	4.30	1	GGB-FXD-240228-16Y-2.000-1.00	---	---	---	10.0000 22/06/2015	---	---	---	---	---
61,768,888	1.00	4.30	Actual/Actual	24/02/2029	17	---	24/02	4.30	1	GGB-FXD-240229-17Y-2.000-1.00	---	---	---	10.0000 22/06/2015	---	---	---	---	---
54,567,744	1.00	4.30	Actual/Actual	24/02/2030	18	---	24/02	4.30	1	GGB-FXD-240230-18Y-2.000-1.00	---	---	---	10.0000 22/06/2015	---	---	---	---	---
37,541,515	1.00	4.30	Actual/Actual	24/02/2031	19	---	24/02	4.30	1	GGB-FXD-240231-19Y-2.000-1.00	---	---	---	10.0000 22/06/2015	---	---	---	---	---
37,558,317	1.00	4.30	Actual/Actual	24/02/2032	20	---	24/02	4.30	1	GGB-FXD-240232-20Y-2.000-1.00	---	---	---	10.0000 22/06/2015	---	---	---	---	---
37,473,732	1.00	4.30	Actual/Actual	24/02/2033	21	---	24/02	4.30	1	GGB-FXD-240233-21Y-2.000-1.00	---	---	---	10.0000 22/06/2015	---	---	---	---	---
33,888,293	1.00	4.30	Actual/Actual	24/02/2034	22	---	24/02	4.30	1	GGB-FXD-240234-22Y-2.000-1.00	---	---	---	10.0000 22/06/2015	---	---	---	---	---
35,177,800	1.00	4.30	Actual/Actual	24/02/2035	23	---	24/02	4.30	1	GGB-FXD-240235-23Y-2.000-1.00	---	---	---	10.0000 22/06/2015	---	---	---	---	---
35,547,268	1.00	4.30	Actual/Actual	24/02/2036	24	---	24/02	4.30	1	GGB-FXD-240236-24Y-2.000-1.00	---	---	---	10.0000 22/06/2015	---	---	---	---	---
40,246,306	1.00	4.30	Actual/Actual	24/02/2037	25	---	24/02	4.30	1	GGB-FXD-240237-25Y-2.000-1.00	---	---	---	10.0000 22/06/2015	---	---	---	---	---
37,643,952	1.00	4.30	Actual/Actual	24/02/2038	26	---	24/02	4.30	1	GGB-FXD-240238-26Y-2.000-1.00	---	---	---	10.0000 22/06/2015	---	---	---	---	---
36,977,100	1.00	4.30	Actual/Actual	24/02/2039	27	---	24/02	4.30	1	GGB-FXD-240239-27Y-2.000-1.00	---	---	---	10.0000 22/06/2015	---	---	---	---	---
41,615,000	1.00	4.30	Actual/Actual	24/02/2040	28	---	24/02	4.30	1	GGB-FXD-240240-28Y-2.000-1.00	---	---	---	10.0000 22/06/2015	---	---	---	---	---
42,227,208	1.00	4.30	Actual/Actual	24/02/2041	29	---	24/02	4.30	1	GGB-FXD-240241-29Y-2.000-1.00	---	---	---	10.0000 22/06/2015	---	---	---	---	---
68,288,487	1.00	4.30	Actual/Actual	24/02/2042	30	---	24/02	4.30	1	GGB-FXD-240242-30Y-2.000-1.00	---	---	---	10.0000 22/06/2015	---	---	---	---	---
4,000,000	1,000.00	3.88	Actual/Actual	12/03/2029	10	---	12/03	3.88	1	GGB-FXD-120329-10Y-3.875-1.000	---	---	---	---	---	---	100.0000	B	15/10/2019
4,500,000	1,000.00	0.00	Actual/Actual	12/02/2026	5	---	12/02	0.00	1	GGB-FXD-120226-05Y-0.000-1.000	---	---	---	---	---	---	---	---	---
2,209,163	1,000.00	3.38	Actual/Actual	15/02/2025	7	---	15/02	3.38	1	GGB-FXD-150225-07Y-3.375-1.000	---	---	---	---	---	---	---	---	---
964,000	1,000.00	3.25	Actual/Actual	20/03/2025	6	---	20/03	3.25	1	GGB-FXD-200325-06Y-3.250-1.000	---	---	---	---	---	---	---	---	---
2,100,000	1,000.00	3.55	Actual/Actual	20/03/2026	7	---	20/03	3.55	1	GGB-FXD-200326-07Y-3.550-1.000	---	---	---	---	---	---	---	---	---
5,500,000	1,000.00	1.50	Actual/Actual	18/06/2030	10	---	18/06	1.50	1	GGB-FXD-180630-10Y-1.500-1.000	---	---	---	---	---	---	---	---	---
3,500,000	1,000.00	4.38	Actual/Actual	18/07/2038	15	---	18/07	4.38	1	GGB-FXD-180738-15Y-4.375-1.000	---	---	---	---	---	---	---	---	---

Government Bonds Notes

Transactions Volume = (Pieces) * (Nominal Price). Transactions Value = (Pieces) * (Nominal Price) * (price %) + (Accrued interest).

The Value of current coupon for the issues with NV 0.01 euro refers to NV 100 euros

FLR: Floating Interest Rate.

[1] - The Expiration Date of the interest bearing period and the Date for coupon payment.

Government Bonds

Number Listed Bonds	Nominal price	Today's Rate	Accrued Interest Calc	Exp. Date [1]	Duration (years)	Note	Coupons Date	Curr. coupon value	Trading Unit	Government Bonds	Price min	Price max	Closing price	Previous closing price/date	Volume	Transactions Value	Price	Last order Buy / Sell	Date
40,000	1,000.00	4.67	FLR	Actual/360	18/09/2024	1	---	18/09 - 19/03	---	1	GGB-FLT-180924-01Y-4.670-1.000	---	---	---	---	---	---	---	---
5,364,250	1,000.00	3.25		Actual/Actual	20/03/2050	30	---	20/03	3.25	1	GGB-FXD-200350-30Y-3.250-1.000	---	---	---	---	---	---	---	---
3,924,361	1,000.00	2.00		Actual/Actual	22/04/2027	7	---	22/04	2.00	1	GGB-FXD-220427-07Y-2.000-1.000	---	---	---	---	---	99.9000	B	22/04/2020
2,500,000	1,000.00	1.88		Actual/Actual	23/07/2026	7	---	23/07	1.88	1	GGB-FXD-230726-07Y-1.875-1.000	---	---	---	---	---	---	---	---
4,700,000	1,000.00	4.25		Actual/Actual	15/06/2033	10	---	15/06	4.25	1	GGB-FXD-150633-10Y-4.250-1.000	---	---	---	---	---	---	---	---
3,500,000	1,000.00	1.88		Actual/Actual	24/01/2052	30	---	24/01	1.88	1	GGB-FXD-240152-30Y-1.875-1.000	---	---	---	---	---	---	---	---
3,700,000	1,000.00	1.75		Actual/Actual	18/06/2032	10	---	18/06	1.75	1	GGB-FXD-180632-10Y-1.750-1.000	---	---	---	---	---	---	---	---
2,200,000	1,000.00	1.13	FLR	Actual/360	15/12/2027	5	---	- 15/12 - 15/03 -	---	1	GGB-FLT-151227-05Y-1.130-1.000	---	---	---	---	---	102.1600	B	30/12/2022

Government Bonds Notes

Transactions Volume = (Pieces) * (Nominal Price). Transactions Value = (Pieces) * (Nominal Price) * (price %) + (Accrued interest).

The Value of current coupon for the issues with NV 0.01 euro refers to NV 100 euros

FLR: Floating Interest Rate.

[1] - The Expiration Date of the interest bearing period and the Date for coupon payment.

Treasury Bills & Zero Coupon Government Bonds

Issue Date	13-Week Maturity									26-Week Maturity									52-Week Maturity								
	Exp. Date	Initial Rate	Num Listed Bonds	Nominal price	Issue price	Last Trade Price	Last Trade Date	Volume Traded	Note	Exp. Date	Initial Rate	Num Listed Bonds	Nominal price	Issue price	Last Trade Price	Last Trade Date	Volume Traded	Note	Exp. Date	Initial Rate	Num Listed Bonds	Nominal price	Issue price	Last Trade Price	Last Trade Date	Volume Traded	Note
10/03/2023	---	---	---	---	---	---	---	---	---	---	---	---	---	---	---	---	---	---	08/03/2024	3.75	1,000,000	1,000.00	963.46	---	---	---	---
09/06/2023	---	---	---	---	---	---	---	---	---	---	---	---	---	---	---	---	---	---	07/06/2024	3.84	1,600,000	1,000.00	962.60	---	---	---	---
08/09/2023	---	---	---	---	---	---	---	---	---	---	---	---	---	---	---	---	---	---	06/09/2024	3.81	812,500	1,000.00	962.90	---	---	---	---
08/12/2023	---	---	---	---	---	---	---	---	---	---	---	---	---	---	---	---	---	---	06/12/2024	3.70	600,000	1,000.00	963.90	---	---	---	---

Bonds in Circulation	Currency / Min nominal traded Value	Coupons Payment Date	Current Coupon Value	Note	Coupon	Trading Unit	Issue Date	Duration (years)	Today's Interest	A.I.C in days	Bonds	Last price of previous days		Last Outcry in Cash (euro)			Trades in Pieces	Life min	Life Max
												Price	Buy / Sell	Price	Buy / Sell	Date			
Corporate Bonds in Foreign Currency and Euro																			
103,746	GBP / 10	01/12	0.25	---	65	1	01/12/1930	98	2.5	360	National Mortgage Bank	2.27	05/02/1996	2.27	S	05/02/1996	---	2.27	2.27
0	GBP / 10	01/12	0.25	---	67	1	01/12/1928	100	2.5	360	National Mortgage Bank	---	---	---	---	---	---	---	---

Government Bonds Notes

A.I.C: Accrued Interest Calculation base.

FLR: Floating Interest Rate.

The minimum tradeable Nominal Value for all Demeterialised Government Titles is 100 Euros.

(μφρ-0)

Athex & ATHEXClear Members List

Member Name	Stock Market			Derivatives Market		ATHEXClear Member				
	Address	Phone	Fax	Market Member	Remote Member	Market Maker	Proprietary	Market Maker	General Clearing	Direct Clearing
A. SARRIS SECURITIES S.A. 6, ΔΡΑΓΑΤΣΑΝΙΟΥ 6 ΑΘΗΝΑ	2103367700			a						
AEONIC SECURITIES C.I.F. P.L.C. , ΛΑΪΟΥ 6, ΓΡ. 301B, ANNA COURT	35725337600			a						
ALPHA BANK S.A. , ΣΤΑΔΙΟΥ 40 ΑΘΗΝΑ	2103260000								a	
ALPHA FINANCE INVESTMENT SERVICES SINGLE MEMBER SA 5, ΠΑΝΕΠΙΣΤΗΜΙΟΥ 45 ΑΘΗΝΑ	2103677400			a		a	a	a		a
ARGUS STOCKBROKERS LTD 25 , 25 ΛΕΩΦΟΡΟΣ ΔΗΜΟΣΘΕΝΗ ΣΕΒΕΡΗ	0035722717000			a	a		a			
ATLANTIC SECURITIES LTD 37, ΠΡΟΔΡΟΜΟΥ 37	0035722445400			a	a					
AXON SECURITIES S.A. 48, ΣΤΑΔΙΟΥ 48 ΑΘΗΝΑ	2103363800			a			a			
BETA SECURITIES S.A. 29 , Λ.ΑΛΕΞΑΝΔΡΑΣ 29 ΑΘΗΝΑ	2106478930			a		a	a			a
BNP PARIBAS S.A. , ΛΑΜΨΑΚΟΥ 2 ΑΘΗΝΑ	2107468525								a	
BOFA SECURITIES EUROPE SA , 112 AVENUE KL'BER 75116	+33 153655555			a	a					
CAPITAL SECURITIES S.A. 58, ΜΗΤΡΟΠΟΛΕΩΣ 58 ΑΘΗΝΑ	2103369700			a			a			
CITIGROUP GLOBAL MARKETS EUROPE AG 16, REUTERWEG 16	+49 691366-0			a	a					
CITIGROUP GLOBAL MARKETS LIMITED 1, 33 CANADA SQUARE -CANARY WHARF	+44 02079864000			a						
CREDIT SUISSE BANK (EUROPE), S.A. , CALLE AYALA 42, 3A PLANTA-B MADRID	+34917916000			a	a					
CREDIT SUISSE SECURITIES (EUROPE) LIMITED 1 , ONE CABOT SQUARE LONDON	+44 2078888888			a						
CYCLOS SECURITIES S.A. 39, ΧΑΡΙΛΑΟΥ ΤΡΙΚΟΥΠΗ 6-8-10 ΑΘΗΝΑ	2103364300			a			a			
DEUTSCHE BANK S.A. 1 , GREAT WINCHESTER STREET LONDON	+44 20 754 54209	00441133361437			a					
EUROBANK EQUITIES INVESTMENT FIRM SINGLE MEMBER SA , ΦΙΛΕΛΛΗΝΩΝ 10 & ΞΕΝΟΦΩΝΤΟΣ 13 ΑΘΗΝΑ	2103720425			a		a	a			a
EUROBANK S.A. , ΟΘΩΝΟΣ 8 ΑΘΗΝΑ	2144043907								a	
EUROCORP INVESTMENT SERVICES S.A. 14, ΠΛ.ΦΙΛΙΚΗΣ ΕΤΑΙΡΕΙΑΣ 14 ΑΘΗΝΑ	2107263600			a			a			a
EUROTRUST INVESTMENT FIRM SA 113, ΣΕΒΑΣΤΟΥΠΟΛΕΩΣ 113 ΑΘΗΝΑ	2103363100			a						
EUROXX SECURITIES S.A. 7, ΠΑΛΕΟΛΟΓΟΥ CHALANDRI	+30 2106879400	210-6879401								
7, ΠΑΛΑΙΟΛΟΓΟΥ CHALANDRI	(210)-6879400	(210)-6879401								
FREEDOM FINANCE EUROPE LTD , ΧΡΙΣΤΑΚΗ ΚΡΑΝΟΥ 20	035725257786			a	a					
G. A. PERVANAS SECURITIES- INVESTMENT SERVICES S.A. 7-9, ΣΟΦΟΚΛΕΟΥΣ 7-9 ΑΘΗΝΑ	2103727200			a						
GLOBAL CAPITAL SECURITIES & FINANCIAL SERVICES LTD 50, ΛΑΡΧΙΕΠΙΣΚΟΠΟΥ ΜΑΚΑΡΙΟΥ Γ50	0035722710710			a	a					
GREENPOST TRADING EUROPE LTD , ΚΙΜΩΝΟΣ 3, ACROPOLIS MANSIONS, 2ND FLOOR, FLAT/OFFICE 202	035722521389			a	a	a				
HELLENIC AMERICAN SECURITIES S.A. 27, ΑΝΔΡΕΑ ΠΑΠΑΝΔΡΕΟΥ 27 MAROUSI	2103311100			a		a	a			a
HELLENIC BANK (INVESTMENTS) LTD , ΑVE.ΚΥΡΙΑΚΟΥ ΜΑΤΣΙ 31 - PO BOX 24747 NICOSIA	+357 22500100	357 22500110			a					
HSBC CONTINENTAL EUROPE 109-111, Λ.ΜΕΣΟΓΕΙΩΝ 109-111	2106960000								a	
INDEX SECURITIES S.A. 6, ΔΡΑΓΑΤΣΑΝΙΟΥ 6 ΑΘΗΝΑ	2103213920			a						
J. CHR. MAVRIKIS SECURITIES S.A. 5, ΣΟΦΟΚΛΕΟΥΣ 5 ΑΘΗΝΑ	2103216730			a						

Athex & ATHEXClear Members List

Member Name				Stock Market			Derivatives Market		ATHEXClear Member	
	Address	Phone	Fax	Market Member	Remote Member	Market Maker	Proprietary	Market Maker	General Clearing	Direct Clearing
KAPPA SECURITIES S.A.				a			a			
15, ΒΑΛΑΟΡΙΤΟΥ 15 ΑΘΗΝΑ	2103678600									
KARAMANOF SECURITIES & INVESTMENT SERVICES S.A.				a						
2, ΠΛ.ΑΓ.ΘΕΟΔΩΡΩΝ 2 ΑΘΗΝΑ	2103212947									
LAIKI FINANCIAL SERVICES LTD					a					
26, AVE. VYRONOS NICOSIA	357 22367367	357 22718567								
LEON DEPOLAS SECURITIES S.A.				a		a	a			
1, ΧΡΗΣΤΟΥ ΛΑΔΑ 1 ΑΘΗΝΑ	2103213276 -28									
MEGA EQUITY SECURITIES & FINANCIAL SERVICES PUBLIC LTD				a	a		a			
42-44, ΛΕΩΦ.ΓΡΙΒΑ ΔΙΓΕΝΗ 42-44	0035722711711									
MERIT SECURITIES S.A				a		a	a			a
5, ΣΟΦΟΚΛΕΟΥΣ 5 ΑΘΗΝΑ	2103671880									
MERRILL LYNCH INTERNATIONAL				a						
2, 2 KING EDWARD STREET LONDON	+44 20276281000									
N. CHRYSOCHOIDIS SECURITIES S.A.				a			a			a
7-9, ΣΟΦΟΚΛΕΟΥΣ 7-9 ΑΘΗΝΑ	2103213913									
NATIONAL BANK OF GREECE S.A.				a		a	a		a	
86, ΑΙΟΛΟΥ ΣΤΡ. ΑΘΗΝΑ	(210)-3341000	(210)-3228187								
68, ΑΚΑΔΙΜΙΑΣ ΣΤΡ. ΑΘΗΝΑ	(210)-3328817	(210)-3328678								
NATIONAL SECURITIES SINGLE MEMBER SA				a		a	a	a		
66, ΛΕΩΦΟΡΟΣ ΑΘΗΝΩΝ 128-132 & ΙΦΙΓΕΝΙΑΣ ΑΘΗΝΑ	2103328784									
NUNTIUS BROKERAGE AND INVESTMENT SERVICES S.A				a						
6, ΔΡΑΓΑΤΣΑΝΙΟΥ 6 ΑΘΗΝΑ	2103350599									
ONE PLUS CAPITAL LIMITED				a	a					
, 75 PRODROMOU AVENUE NICOSIA 1307	35722873760									
OPTIMA BANK S.A.				a		a	a	a	a	
, ΑΙΓΙΑΛΕΙΑΣ 32 & ΠΑΡΑΔΕΙΣΟΥ ΜΑΡΟΥΣΙ	210 8173000									
PANCRETA BANK S.A									a	
, ΙΚΑΡΟΥ 5	2810338746									
PANTELAKIS SECURITIES S.A.				a		a	a	a		
57, ΕΘΝΙΚΗΣ ΑΝΤΙΣΤΑΣΕΩΣ 57, ΚΤΙΠΙΟ Β CHALANDRI	2106965000									
PIRAEUS BANK S.A.				a			a		a	
, ΑΜΕΡΙΚΗΣ 4 ΑΘΗΝΑ	2103335000									
PIRAEUS SECURITIES S. A.				a		a	a	a		a
10, ΣΤΑΔΙΟΥ 10 ΑΘΗΝΑ	2103354100									
PROCHOICE SECURITIES LTD				a	a					
57, ΛΕΩΦ.ΣΠΥΡΟΥ ΚΥΠΡΙΑΝΟΥ 57, ΑΚΙΝΗΤΑ Φ	035724661192									
SHARELINK SECURITIES & FINANCIAL SERVICES LTD				a			a			
6, HOUSE-ΘΕΟΤΟΚΗ 6 ΜΕΓΑΡΟ ΕΛΜΗΝΑ	+357 22554200									
SOCIETE GENERALE S.A.				a	a		a			
, 17 COURS VALMY, CEDEX	+157290504									
SOLIDUS SECURITIES S.A				a			a			a
64, ΛΟΥΙΖΗΣ ΠΙΑΝΚΟΥΡ 64 ΑΘΗΝΑ	2106900600									
ST. EM. LAVRENTAKIS SECURITIES S.A.				a			a			
7-9, ΣΟΦΟΚΛΕΟΥΣ 7-9 ΑΘΗΝΑ	2103213336									
THE CYPRUS INVESTMENT & SECURITIES CORPORATION LTD				a	a					
154, 1 AG. PROKOPIΟΥ & POSIDONOS 1ST FLOOR	0035722121700									
UBS EUROPE SE				a	a					
, OPERNTURM, BOCKENHEIMER LANDSTRASSE 2-4	496921790									
UBS LIMITED					a					
1, FINSBURY AVENUE LONDON	+44 2075687135									

List of Stocks under Market Making operations

Securities	Market Maker	Start Market Making	Stock Category
MLS MULTIMEDIA SA (CR)			Suspension Status
	PIRAEUS SECURITIES S. A.	01/08/2019	
ALPHA ETF FTSE Athex Large Cap			Exchange Traded Funds (ETFs)
	ALPHA FINANCE INVESTMENT SERVICES SINGLE MEMBER SA	02/01/1900	
	NATIONAL SECURITIES SINGLE MEMBER SA	02/01/1900	
ADMIE (IPTO) HOLDING S.A. (CR)			Main Market
	EUROBANK EQUITIES INVESTMENT FIRM SINGLE MEMBER SA	24/05/2021	
	HELLENIC AMERICAN SECURITIES S.A.	09/03/2020	
	PIRAEUS SECURITIES S. A.	29/06/2017	
AEGEAN AIRLINES (CR)			Main Market
	EUROBANK EQUITIES INVESTMENT FIRM SINGLE MEMBER SA	22/09/2020	
ALPHA SERVICES HOLD (CR)			Main Market
	ALPHA FINANCE INVESTMENT SERVICES SINGLE MEMBER SA	29/02/2016	
	EUROBANK EQUITIES INVESTMENT FIRM SINGLE MEMBER SA	22/10/2006	
	GREENPOST TRADING EUROPE LTD	12/06/2023	
	HELLENIC AMERICAN SECURITIES S.A.	25/07/2014	
	LEON DEPOLAS SECURITIES S.A.	04/01/2016	
	MERIT SECURITIES S.A	03/09/2012	
	NATIONAL SECURITIES SINGLE MEMBER SA	02/01/1900	
	PIRAEUS SECURITIES S. A.	28/05/2009	
ALPHA TRUST HOLDINGS (CR)			Main Market
	EUROBANK EQUITIES INVESTMENT FIRM SINGLE MEMBER SA	06/02/2023	
	LEON DEPOLAS SECURITIES S.A.	04/01/2021	
ALUMIL (CR)			Main Market
	PIRAEUS SECURITIES S. A.	31/07/2023	
ANDROMEDA SA (CR)			Main Market
	BETA SECURITIES S.A.	15/02/2021	
	OPTIMA BANK S.A.	03/04/2023	
ATTICA BANK S.A. (CR)			Main Market
	EUROXX SECURITIES S.A.	22/01/2016	
AUSTRIACARD (CB)			Main Market
	BETA SECURITIES S.A.	23/03/2023	
	EUROBANK EQUITIES INVESTMENT FIRM SINGLE MEMBER SA	15/05/2023	
AUTOHELLAS SA (CR)			Main Market
	ALPHA FINANCE INVESTMENT SERVICES SINGLE MEMBER SA	01/07/2019	
	EUROXX SECURITIES S.A.	02/07/2018	
AVAX S.A. (CR)			Main Market
	EUROBANK EQUITIES INVESTMENT FIRM SINGLE MEMBER SA	14/12/2015	
	OPTIMA BANK S.A.	04/09/2023	
	PIRAEUS SECURITIES S. A.	01/02/2021	
AVE (CR)			Main Market
	EUROXX SECURITIES S.A.	05/06/2020	
BRIQ PROPERTIES (CR)			Main Market
	EUROBANK EQUITIES INVESTMENT FIRM SINGLE MEMBER SA	09/09/2019	
	LEON DEPOLAS SECURITIES S.A.	22/02/2021	
CC HBC AG (CR)			Main Market
	BETA SECURITIES S.A.	08/03/2021	
	NATIONAL SECURITIES SINGLE MEMBER SA	02/01/1900	
	PIRAEUS SECURITIES S. A.	04/05/2015	
CENERGY HOLDINGS (CB)			Main Market
	ALPHA FINANCE INVESTMENT SERVICES SINGLE MEMBER SA	02/01/2016	
	EUROBANK EQUITIES INVESTMENT FIRM SINGLE MEMBER SA	02/01/2016	
	OPTIMA BANK S.A.	14/03/2022	
	PANTELAKIS SECURITIES S.A.	27/12/2022	
CNL CAPITAL (CR)			Main Market
	MERIT SECURITIES S.A	01/10/2018	
DIMAND (CR)			Main Market
	ALPHA FINANCE INVESTMENT SERVICES SINGLE MEMBER SA	08/08/2022	
	EUROBANK EQUITIES INVESTMENT FIRM SINGLE MEMBER SA	08/08/2022	
	PANTELAKIS SECURITIES S.A.	15/05/2023	
EKTER SA (CR)			Main Market
	BETA SECURITIES S.A.	26/09/2022	
	EUROBANK EQUITIES INVESTMENT FIRM SINGLE MEMBER SA	16/10/2017	
	LEON DEPOLAS SECURITIES S.A.	21/05/2018	
ELASTRON (CR)			Main Market
	LEON DEPOLAS SECURITIES S.A.	20/02/2017	

List of Stocks under Market Making operations

Securities	Stock Category
Market Maker	Start Market Making
ELLAKTOR (CR)	Main Market
ALPHA FINANCE INVESTMENT SERVICES SINGLE MEMBER SA	18/03/2019
EUROBANK EQUITIES INVESTMENT FIRM SINGLE MEMBER SA	01/06/2012
EUROXX SECURITIES S.A.	24/09/2018
NATIONAL SECURITIES SINGLE MEMBER SA	02/01/1900
PIRAEUS SECURITIES S. A.	22/10/2018
ELTON SA (CR)	Main Market
OPTIMA BANK S.A.	30/01/2023
ELVALHALCOR (CR)	Main Market
ALPHA FINANCE INVESTMENT SERVICES SINGLE MEMBER SA	07/05/2018
BETA SECURITIES S.A.	09/01/2023
EUROBANK EQUITIES INVESTMENT FIRM SINGLE MEMBER SA	07/05/2018
ENTERSOFT (CR)	Main Market
ALPHA FINANCE INVESTMENT SERVICES SINGLE MEMBER SA	23/03/2023
EUROBANK EQUITIES INVESTMENT FIRM SINGLE MEMBER SA	22/06/2020
EUROBANK HOLDINGS (CR)	Main Market
ALPHA FINANCE INVESTMENT SERVICES SINGLE MEMBER SA	09/01/2006
EUROBANK EQUITIES INVESTMENT FIRM SINGLE MEMBER SA	01/06/2012
GREENPOST TRADING EUROPE LTD	12/06/2023
HELLENIC AMERICAN SECURITIES S.A.	25/07/2014
LEON DEPOLAS SECURITIES S.A.	30/11/2018
MERIT SECURITIES S.A	06/11/2017
NATIONAL SECURITIES SINGLE MEMBER SA	02/01/1900
PIRAEUS SECURITIES S. A.	28/09/2009
EUROCONSULTANTS S.A. (CR)	Main Market
OPTIMA BANK S.A.	01/02/2023
EYDAP S.A. (CR)	Main Market
ALPHA FINANCE INVESTMENT SERVICES SINGLE MEMBER SA	27/01/2020
EUROBANK EQUITIES INVESTMENT FIRM SINGLE MEMBER SA	10/06/2019
FOURLIS (CR)	Main Market
EUROBANK EQUITIES INVESTMENT FIRM SINGLE MEMBER SA	01/12/2016
PIRAEUS SECURITIES S. A.	06/03/2017
GEK TERNA (CR)	Main Market
BETA SECURITIES S.A.	08/03/2021
EUROBANK EQUITIES INVESTMENT FIRM SINGLE MEMBER SA	24/05/2021
PIRAEUS SECURITIES S. A.	29/08/2019
GR. SARANTIS S.A. (CR)	Main Market
BETA SECURITIES S.A.	14/05/2012
EUROBANK EQUITIES INVESTMENT FIRM SINGLE MEMBER SA	24/10/2016
HELLENIC EXCHANGES-A.S.E. (CR)	Main Market
HELLENIC AMERICAN SECURITIES S.A.	01/09/2014
NATIONAL SECURITIES SINGLE MEMBER SA	02/01/1900
PIRAEUS SECURITIES S. A.	04/05/2015
HELLENIQ ENERGY (CR)	Main Market
ALPHA FINANCE INVESTMENT SERVICES SINGLE MEMBER SA	07/11/2023
EUROBANK EQUITIES INVESTMENT FIRM SINGLE MEMBER SA	01/11/2023
HELLENIC AMERICAN SECURITIES S.A.	14/09/2015
PIRAEUS SECURITIES S. A.	20/03/2017
IDEAL HOLDINGS (CR)	Main Market
EUROBANK EQUITIES INVESTMENT FIRM SINGLE MEMBER SA	07/06/2021
PIRAEUS SECURITIES S. A.	07/06/2021
INTERCONTINENTAL (CR)	Main Market
LEON DEPOLAS SECURITIES S.A.	03/06/2019
INTERLIFE G.C.I.(CR)	Main Market
BETA SECURITIES S.A.	24/10/2022
INTERWOOD-XYLEMPORIA (CR)	Main Market
EUROBANK EQUITIES INVESTMENT FIRM SINGLE MEMBER SA	05/07/2021
PANTELAKIS SECURITIES S.A.	01/07/2021
INTRAKAT (CR)	Main Market
BETA SECURITIES S.A.	04/10/2021
PANTELAKIS SECURITIES S.A.	10/10/2022
JUMBO SA (CR)	Main Market
BETA SECURITIES S.A.	01/02/2021
EUROBANK EQUITIES INVESTMENT FIRM SINGLE MEMBER SA	25/05/2020
GREENPOST TRADING EUROPE LTD	12/06/2023
MERIT SECURITIES S.A	06/11/2017
PIRAEUS SECURITIES S. A.	06/03/2017
KLOUKINAS - LAPPAS SA (CR)	Main Market
OPTIMA BANK S.A.	02/01/2023

List of Stocks under Market Making operations

Securities	Stock Category
Market Maker	Start Market Making
KRI-KRI S.A. (CR)	Main Market
EUROBANK EQUITIES INVESTMENT FIRM SINGLE MEMBER SA	07/05/2018
LEON DEPOLAS SECURITIES S.A.	16/01/2017
PIRAEUS SECURITIES S. A.	11/12/2023
LAMDA DEVELOPMENT SA (CR)	Main Market
EUROBANK EQUITIES INVESTMENT FIRM SINGLE MEMBER SA	08/12/2014
PANTELAKIS SECURITIES S.A.	06/11/2017
PIRAEUS SECURITIES S. A.	29/06/2017
LAMPASA HOTEL SA (CR)	Main Market
LEON DEPOLAS SECURITIES S.A.	16/01/2017
MOTODYNAMICS S.A. (CR)	Main Market
OPTIMA BANK S.A.	25/08/2023
MOTOR OIL (CR)	Main Market
BETA SECURITIES S.A.	08/03/2021
EUROBANK EQUITIES INVESTMENT FIRM SINGLE MEMBER SA	22/10/2006
GREENPOST TRADING EUROPE LTD	12/06/2023
LEON DEPOLAS SECURITIES S.A.	01/04/2019
MERIT SECURITIES S.A.	25/02/2019
NATIONAL SECURITIES SINGLE MEMBER SA	02/01/1900
PIRAEUS SECURITIES S. A.	04/05/2015
MPLE KEDROS (CR)	Main Market
OPTIMA BANK S.A.	08/11/2023
OPTIMA BANK S.A.	16/10/2023
MYTILINEOS (CR)	Main Market
ALPHA FINANCE INVESTMENT SERVICES SINGLE MEMBER SA	15/04/2019
BETA SECURITIES S.A.	11/04/2022
EUROBANK EQUITIES INVESTMENT FIRM SINGLE MEMBER SA	20/09/2017
GREENPOST TRADING EUROPE LTD	12/06/2023
MERIT SECURITIES S.A.	25/02/2019
NATIONAL SECURITIES SINGLE MEMBER SA	02/01/1900
PIRAEUS SECURITIES S. A.	04/05/2015
NATIONAL BANK (CR)	Main Market
ALPHA FINANCE INVESTMENT SERVICES SINGLE MEMBER SA	09/01/2006
EUROBANK EQUITIES INVESTMENT FIRM SINGLE MEMBER SA	22/10/2006
GREENPOST TRADING EUROPE LTD	12/06/2023
HELLENIC AMERICAN SECURITIES S.A.	25/07/2014
LEON DEPOLAS SECURITIES S.A.	20/05/2015
MERIT SECURITIES S.A.	03/09/2012
NATIONAL SECURITIES SINGLE MEMBER SA	02/01/1900
PIRAEUS SECURITIES S. A.	08/09/2008
OPAP (CR)	Main Market
ALPHA FINANCE INVESTMENT SERVICES SINGLE MEMBER SA	09/01/2006
BETA SECURITIES S.A.	11/04/2022
EUROBANK EQUITIES INVESTMENT FIRM SINGLE MEMBER SA	22/10/2006
GREENPOST TRADING EUROPE LTD	12/06/2023
HELLENIC AMERICAN SECURITIES S.A.	25/07/2014
MERIT SECURITIES S.A.	20/03/2017
NATIONAL SECURITIES SINGLE MEMBER SA	02/01/1900
PIRAEUS SECURITIES S. A.	04/05/2015
OPTIMA BANK (CR)	Main Market
ALPHA FINANCE INVESTMENT SERVICES SINGLE MEMBER SA	12/12/2023
EUROBANK EQUITIES INVESTMENT FIRM SINGLE MEMBER SA	11/12/2023
OPTIMA BANK S.A.	06/11/2023
ORILINA PROPERTIES REIC (CR)	Main Market
EUROBANK EQUITIES INVESTMENT FIRM SINGLE MEMBER SA	11/12/2023
LEON DEPOLAS SECURITIES S.A.	11/12/2023
OTE (CR)	Main Market
ALPHA FINANCE INVESTMENT SERVICES SINGLE MEMBER SA	09/01/2006
BETA SECURITIES S.A.	11/04/2022
EUROBANK EQUITIES INVESTMENT FIRM SINGLE MEMBER SA	22/10/2006
GREENPOST TRADING EUROPE LTD	12/06/2023
HELLENIC AMERICAN SECURITIES S.A.	25/07/2014
LEON DEPOLAS SECURITIES S.A.	20/04/2015
MERIT SECURITIES S.A.	20/03/2017
NATIONAL SECURITIES SINGLE MEMBER SA	02/01/1900
PIRAEUS SECURITIES S. A.	08/09/2008
P.P.A. S.A. (CR)	Main Market
EUROBANK EQUITIES INVESTMENT FIRM SINGLE MEMBER SA	06/02/2019

List of Stocks under Market Making operations

Securities	Stock Category
Market Maker	Start Market Making
PAPOUTSANIS (CR)	Main Market
ALPHA FINANCE INVESTMENT SERVICES SINGLE MEMBER SA	19/11/2018
BETA SECURITIES S.A.	25/11/2013
PETROPOULOS PETROS (CR)	Main Market
EUROBANK EQUITIES INVESTMENT FIRM SINGLE MEMBER SA	01/04/2019
PANTELAKIS SECURITIES S.A.	16/03/2020
PIRAEUS FINANCIAL HOLD (CR)	Main Market
ALPHA FINANCE INVESTMENT SERVICES SINGLE MEMBER SA	15/04/2019
EUROBANK EQUITIES INVESTMENT FIRM SINGLE MEMBER SA	22/10/2006
EUROXX SECURITIES S.A.	15/02/2016
GREENPOST TRADING EUROPE LTD	12/06/2023
HELLENIC AMERICAN SECURITIES S.A.	25/07/2014
LEON DEPOLAS SECURITIES S.A.	30/11/2018
MERIT SECURITIES S.A	16/09/2013
NATIONAL SECURITIES SINGLE MEMBER SA	02/01/1900
PIRAEUS SECURITIES S. A.	16/02/2009
PPC (CR)	Main Market
ALPHA FINANCE INVESTMENT SERVICES SINGLE MEMBER SA	09/01/2006
BETA SECURITIES S.A.	01/02/2021
EUROBANK EQUITIES INVESTMENT FIRM SINGLE MEMBER SA	22/10/2006
GREENPOST TRADING EUROPE LTD	12/06/2023
HELLENIC AMERICAN SECURITIES S.A.	01/09/2014
MERIT SECURITIES S.A	06/11/2017
NATIONAL SECURITIES SINGLE MEMBER SA	02/01/1900
PIRAEUS SECURITIES S. A.	28/09/2009
PREMIA (CR)	Main Market
BETA SECURITIES S.A.	01/06/2021
LEON DEPOLAS SECURITIES S.A.	05/12/2022
PANTELAKIS SECURITIES S.A.	23/12/2021
PROFILE SA (CR)	Main Market
OPTIMA BANK S.A.	03/04/2023
PANTELAKIS SECURITIES S.A.	01/07/2019
QUALITY & RELIABILITY SA (CR)	Main Market
OPTIMA BANK S.A.	03/01/2023
QUEST HOLDINGS (CR)	Main Market
BETA SECURITIES S.A.	26/03/2018
EUROBANK EQUITIES INVESTMENT FIRM SINGLE MEMBER SA	28/01/2019
REVOIL (CR)	Main Market
BETA SECURITIES S.A.	26/06/2023
SIDMA STEEL (CR)	Main Market
OPTIMA BANK S.A.	25/05/2023
SPACE HELLAS SA (CR)	Main Market
MERIT SECURITIES S.A	09/12/2022
TECHNICAL OLYMPIC SA (CR)	Main Market
OPTIMA BANK S.A.	05/07/2023
TERNA ENERGY (CR)	Main Market
EUROBANK EQUITIES INVESTMENT FIRM SINGLE MEMBER SA	24/05/2021
PIRAEUS SECURITIES S. A.	09/12/2019
THRACE PLASTICS SA (CR)	Main Market
ALPHA FINANCE INVESTMENT SERVICES SINGLE MEMBER SA	26/03/2018
EUROBANK EQUITIES INVESTMENT FIRM SINGLE MEMBER SA	26/03/2018
TITAN CEMENT (CB)	Main Market
BETA SECURITIES S.A.	01/02/2021
EUROBANK EQUITIES INVESTMENT FIRM SINGLE MEMBER SA	06/11/2019
PIRAEUS SECURITIES S. A.	18/01/2021
TRADE ESTATES REIC (CR)	Main Market
EUROBANK EQUITIES INVESTMENT FIRM SINGLE MEMBER SA	08/11/2023
EUROBANK EQUITIES INVESTMENT FIRM SINGLE MEMBER SA	10/11/2023
PANTELAKIS SECURITIES S.A.	08/11/2023
PANTELAKIS SECURITIES S.A.	10/11/2023
TZIRAKIAN PROFIL (CR)	Main Market
LEON DEPOLAS SECURITIES S.A.	19/07/2021
VIOHALCO SA/NV (CB)	Main Market
ALPHA FINANCE INVESTMENT SERVICES SINGLE MEMBER SA	11/03/2008
EUROBANK EQUITIES INVESTMENT FIRM SINGLE MEMBER SA	04/03/2014
MERIT SECURITIES S.A	17/03/2014

Underlying Asset				Derivatives Market													
Price max	Price min	Closing price	change	Delivery Month	Open price	Price max	Price min	Last price	Closing price	Last Bid	Last Ask	Fixing price*	Life high	Life low	Trades	Volume	Open Interest
FTSE/Athex Large Cap (Trade Unit: 1 Index Point x 2E, Cash Settlement)																	
3,285.46	3,249.92	3,285.46	0.51%	January 2024	3,283.00	3,285.25	3,256.00	3,285.00	3,285.00	---	---	---	3,286.00	---	135	517	3,775
				February 2024	3,365.00	3,365.25	3,263.00	3,292.50	3,292.50	---	---	---	3,365.25	---	65	322	632
				March 2024	---	---	---	---	3,280.50	---	---	---	---	---	---	---	---
				June 2024	---	---	---	---	3,298.25	---	---	---	---	---	---	---	---
				September 2024	---	---	---	---	3,314.75	---	---	---	---	---	---	---	---
				December 2024	---	---	---	---	3,331.25	---	---	---	---	---	---	---	---
FTSE/Athex Banks (Trade Unit: 1 Index Point x 15E, Cash Settlement)																	
1,155.14	1,130.39	1,154.21	1.00%	March 2024	1,154.00	1,154.00	1,140.00	1,143.00	1,143.00	---	---	---	1,154.00	---	9	17	1,244
				June 2024	---	---	---	---	1,153.00	---	---	---	---	---	---	---	---
				September 2024	---	---	---	---	1,158.75	---	---	---	---	---	---	---	---
				December 2024	---	---	---	---	1,164.75	---	---	---	---	---	---	---	---
MSCI GREECE REBASED (Trade Unit: 1 Index Point x 2E, Cash Settlement)																	
5,275.88	5,207.91	5,275.88	0.53%	January 2024	---	---	---	---	5,215.25	---	---	---	5,079.00	---	---	---	83
				February 2024	---	---	---	---	5,258.75	---	---	---	---	---	---	---	---
				March 2024	---	---	---	---	5,267.00	---	---	---	---	---	---	---	---
				April 2024	---	---	---	---	5,277.25	---	---	---	---	---	---	---	---
				May 2024	---	---	---	---	5,285.25	---	---	---	---	---	---	---	---
				June 2024	---	---	---	---	5,295.50	---	---	---	---	---	---	---	---
				September 2024	---	---	---	---	5,322.00	---	---	---	---	---	---	---	---
				December 2024	---	---	---	---	5,348.50	---	---	---	---	---	---	---	---

Derivatives notes

Fixing prices and final open positions can be retrieved from the following path <http://www.helex.gr/el/web/guest/statistics-end-of-day-derivatives>

Underlying Asset				Derivatives Market													
Price max	Price min	Closing price	change	Delivery Month	Open price	Price max	Price min	Last price	Closing price	Last Bid	Last Ask	Fixing price*	Life high	Life low	Trades	Volume	Open Interest
ADMIE (IPTO) HOLDING S.A. (CR)																	
(Contract Size: 100 Securities, Physical Delivery)																	
2.23	2.175	2.195	0.00%	March 2024	2.21	2.22	2.21	2.22	2.22	---	---	---	2.35	---	8	65	23,851
				June 2024	---	---	---	---	2.24	---	---	---	2.24	---	---	---	1
				September 2024	---	---	---	---	2.23	---	---	---	---	---	---	---	---
				December 2024	---	---	---	---	2.24	---	---	---	---	---	---	---	---
AEGEAN AIRLINES (CR)																	
(Contract Size: 100 Securities, Physical Delivery)																	
11.84	11.62	11.68	-1.02%	March 2024	11.85	11.85	11.68	11.78	11.78	---	---	---	12.14	---	30	112	7,321
				June 2024	---	---	---	---	11.91	---	---	---	---	---	---	---	---
				September 2024	---	---	---	---	11.97	---	---	---	---	---	---	---	---
				December 2024	---	---	---	---	12.03	---	---	---	---	---	---	---	---
ALPHA SERVICES HOLD (CR)																	
(Contract Size: 100 Securities, Physical Delivery)																	
1.614	1.58	1.614	0.97%	March 2024	1.61	1.63	1.59	1.63	1.63	---	---	---	1.64	---	122	5,736	163,137
				June 2024	---	---	---	---	1.57	---	---	---	1.47	---	---	---	---
				September 2024	---	---	---	---	1.62	---	---	---	---	---	---	---	---
				December 2024	---	---	---	---	1.63	---	---	---	---	---	---	---	---
AUTOHELLAS SA (CR)																	
(Contract Size: 100 Securities, Physical Delivery)																	
13.22	12.92	13.18	1.54%	March 2024	12.94	13.24	12.94	13.24	13.24	---	---	---	13.46	---	5	10	222
				June 2024	---	---	---	---	13.10	---	---	---	---	---	---	---	---
				September 2024	---	---	---	---	13.16	---	---	---	---	---	---	---	---
				December 2024	---	---	---	---	13.23	---	---	---	---	---	---	---	---
AVAX S.A. (CR)																	
(Contract Size: 100 Securities, Physical Delivery)																	
1.77	1.694	1.724	-1.93%	March 2024	1.76	1.76	1.67	1.75	1.75	---	---	---	1.96	---	58	155	1,324
				June 2024	---	---	---	---	1.77	---	---	---	---	---	---	---	---
				September 2024	---	---	---	---	1.78	---	---	---	---	---	---	---	---
				December 2024	---	---	---	---	1.79	---	---	---	---	---	---	---	---
CC HBC AG (CR)																	
(Contract Size: 100 Securities, Physical Delivery)																	
27.45	27.17	27.39	1.29%	March 2024	---	---	---	---	27.23	---	---	---	27.25	---	---	---	295
				June 2024	---	---	---	---	27.28	---	---	---	---	---	---	---	---
				September 2024	---	---	---	---	27.42	---	---	---	---	---	---	---	---
				December 2024	---	---	---	---	27.56	---	---	---	---	---	---	---	---
CENERGY HOLDINGS (CB)																	
(Contract Size: 100 Securities, Physical Delivery)																	
7.55	7.36	7.46	-0.27%	March 2024	7.51	7.51	7.41	7.45	7.45	---	---	---	7.60	---	10	108	4,536
				June 2024	---	---	---	---	7.55	---	---	---	---	---	---	---	---
				September 2024	---	---	---	---	7.59	---	---	---	---	---	---	---	---
				December 2024	---	---	---	---	7.62	---	---	---	---	---	---	---	---

Derivatives notes

Fixing prices and final open positions can be retrieved from the following path <http://www.helex.gr/el/web/guest/statistics-end-of-day-derivatives>

Underlying Asset				Derivatives Market													
Price max	Price min	Closing price	change	Delivery Month	Open price	Price max	Price min	Last price	Closing price	Last Bid	Last Ask	Fixing price*	Life high	Life low	Trades	Volume	Open Interest
ELLAKTOR (CR)				(Contract Size: 100 Securities, Physical Delivery)													
2.67	2.52	2.52	-4.00%	March 2024	2.64	2.64	2.54	2.54	2.54	---	---	---	2.79	---	24	67	1,918
				June 2024	---	---	---	---	2.65	---	---	---	---	---	---	---	---
				September 2024	---	---	---	---	2.66	---	---	---	---	---	---	---	---
				December 2024	---	---	---	---	2.68	---	---	---	---	---	---	---	---
ELVALHALCOR (CR)				(Contract Size: 100 Securities, Physical Delivery)													
2.205	2.14	2.16	-1.37%	March 2024	2.22	2.22	2.17	2.19	2.19	---	---	---	2.31	---	15	91	3,857
				June 2024	---	---	---	---	2.21	---	---	---	---	---	---	---	---
				September 2024	---	---	---	---	2.22	---	---	---	---	---	---	---	---
				December 2024	---	---	---	---	2.23	---	---	---	---	---	---	---	---
EUROBANK HOLDINGS (CR)				(Contract Size: 100 Securities, Physical Delivery)													
1.76	1.7025	1.76	2.65%	March 2024	1.72	1.77	1.71	1.77	1.77	---	---	---	1.77	---	117	4,039	28,367
				June 2024	---	---	---	---	1.73	---	---	---	---	---	---	---	---
				September 2024	---	---	---	---	1.74	---	---	---	---	---	---	---	---
				December 2024	---	---	---	---	1.75	---	---	---	---	---	---	---	---
EYDAP S.A. (CR)				(Contract Size: 100 Securities, Physical Delivery)													
6.15	6.01	6.06	0.00%	March 2024	6.16	6.18	6.10	6.12	6.12	---	---	---	6.35	---	19	110	3,531
				June 2024	---	---	---	---	6.11	---	---	---	---	---	---	---	---
				September 2024	---	---	---	---	6.15	---	---	---	---	---	---	---	---
				December 2024	---	---	---	---	6.18	---	---	---	---	---	---	---	---
FOURLIS (CR)				(Contract Size: 100 Securities, Physical Delivery)													
4.255	4.16	4.17	-0.71%	March 2024	4.25	4.26	4.25	4.26	4.26	---	---	---	4.46	---	4	7	1,015
				June 2024	---	---	---	---	4.24	---	---	---	---	---	---	---	---
				September 2024	---	---	---	---	4.26	---	---	---	---	---	---	---	---
				December 2024	---	---	---	---	4.28	---	---	---	---	---	---	---	---
GEK TERNA (CR)				(Contract Size: 100 Securities, Physical Delivery)													
14.32	13.96	14.16	-0.28%	March 2024	14.24	14.44	14.13	14.40	14.40	---	---	---	14.50	---	40	464	7,358
				June 2024	---	---	---	---	14.33	---	---	---	---	---	---	---	---
				September 2024	---	---	---	---	14.40	---	---	---	---	---	---	---	---
				December 2024	---	---	---	---	14.47	---	---	---	---	---	---	---	---
HELLENIC EXCHANGES-A.S.E. (CR)				(Contract Size: 100 Securities, Physical Delivery)													
5.52	5.37	5.44	-0.37%	March 2024	5.57	5.57	5.42	5.50	5.50	---	---	---	5.72	---	32	114	8,643
				June 2024	---	---	---	---	5.51	---	---	---	---	---	---	---	---
				September 2024	---	---	---	---	5.54	---	---	---	---	---	---	---	---
				December 2024	---	---	---	---	5.56	---	---	---	---	---	---	---	---

Derivatives notes

Fixing prices and final open positions can be retrieved from the following path <http://www.helex.gr/el/web/guest/statistics-end-of-day-derivatives>

Underlying Asset				Derivatives Market													
Price max	Price min	Closing price	change	Delivery Month	Open price	Price max	Price min	Last price	Closing price	Last Bid	Last Ask	Fixing price*	Life high	Life low	Trades	Volume	Open Interest
HELLENiQ ENERGY (CR)				(Contract Size: 100 Securities, Physical Delivery)													
7.18	7.1	7.18	0.28%	March 2024	7.16	7.21	7.16	7.21	7.21	---	---	---	7.88	---	10	64	6,222
				June 2024	---	---	---	---	7.22	---	---	---	---	---	---	---	---
				September 2024	---	---	---	---	7.26	---	---	---	---	---	---	---	---
				December 2024	---	---	---	---	7.30	---	---	---	---	---	---	---	---
INTRACOM HOLDINGS (CR)				(Contract Size: 100 Securities, Physical Delivery)													
3.25	3.15	3.15	-2.02%	March 2024	3.25	3.25	3.17	3.20	3.20	---	---	---	3.57	---	46	279	6,133
				June 2024	---	---	---	---	3.24	---	---	---	---	---	---	---	---
				September 2024	---	---	---	---	3.26	---	---	---	---	---	---	---	---
				December 2024	---	---	---	---	3.28	---	---	---	---	---	---	---	---
INTRAKAT (CR)				(Contract Size: 100 Securities, Physical Delivery)													
4.78	4.54	4.665	-1.79%	March 2024	4.52	4.60	4.48	4.60	4.60	---	---	---	5.00	---	77	265	3,591
				June 2024	---	---	---	---	4.79	---	---	---	---	---	---	---	---
				September 2024	---	---	---	---	4.82	---	---	---	---	---	---	---	---
				December 2024	---	---	---	---	4.84	---	---	---	---	---	---	---	---
JUMBO SA (CR)				(Contract Size: 100 Securities, Physical Delivery)													
25.1	24.54	25.02	1.13%	March 2024	24.88	25.10	24.80	25.08	25.08	---	---	---	26.56	---	7	31	1,162
				June 2024	---	---	---	---	24.96	---	---	---	---	---	---	---	---
				September 2024	---	---	---	---	25.09	---	---	---	---	---	---	---	---
				December 2024	---	---	---	---	25.21	---	---	---	---	---	---	---	---
LAMDA DEVELOPMENT SA (CR)				(Contract Size: 100 Securities, Physical Delivery)													
7.195	7.06	7.12	-0.63%	March 2024	7.30	7.30	7.18	7.22	7.22	---	---	---	7.30	---	25	136	5,847
				June 2024	---	---	---	---	7.23	---	---	---	---	---	---	---	---
				September 2024	---	---	---	---	7.27	---	---	---	---	---	---	---	---
				December 2024	---	---	---	---	7.30	---	---	---	---	---	---	---	---
MIG (CR)				(Contract Size: 100 Securities, Physical Delivery)													
4.68	4.615	4.615	-1.39%	March 2024	---	---	---	---	4.69	---	---	---	5.30	---	---	---	84
				June 2024	---	---	---	---	4.72	---	---	---	---	---	---	---	---
				September 2024	---	---	---	---	4.75	---	---	---	---	---	---	---	---
				December 2024	---	---	---	---	4.77	---	---	---	---	---	---	---	---
MOTOR OIL (CR)				(Contract Size: 100 Securities, Physical Delivery)													
25.06	24.68	25.06	1.29%	March 2024	24.80	24.80	24.80	24.80	24.80	---	---	---	25.16	---	2	10	538
				June 2024	---	---	---	---	24.96	---	---	---	---	---	---	---	---
				September 2024	---	---	---	---	25.09	---	---	---	---	---	---	---	---
				December 2024	---	---	---	---	25.21	---	---	---	---	---	---	---	---

Derivatives notes

Fixing prices and final open positions can be retrieved from the following path <http://www.helex.gr/el/web/guest/statistics-end-of-day-derivatives>

Underlying Asset				Derivatives Market													
Price max	Price min	Closing price	change	Delivery Month	Open price	Price max	Price min	Last price	Closing price	Last Bid	Last Ask	Fixing price*	Life high	Life low	Trades	Volume	Open Interest
MYTILINEOS (CR)				(Contract Size: 100 Securities, Physical Delivery)													
37.88	37.16	37.52	-0.37%	March 2024	38.00	38.00	37.32	37.79	37.79	---	---	---	38.52	---	36	68	3,416
				June 2024	---	---	---	---	38.00	---	---	---	---	---	---	---	---
				September 2024	---	---	---	---	38.19	---	---	---	---	---	---	---	---
				December 2024	---	---	---	---	38.38	---	---	---	---	---	---	---	---
NATIONAL BANK (CR)				(Contract Size: 100 Securities, Physical Delivery)													
6.986	6.82	6.94	-0.09%	March 2024	6.96	7.01	6.87	7.00	7.00	---	---	---	7.01	---	105	831	16,913
				June 2024	---	---	---	---	7.01	---	---	---	---	---	---	---	---
				September 2024	---	---	---	---	7.04	---	---	---	---	---	---	---	---
				December 2024	---	---	---	---	7.08	---	---	---	---	---	---	---	---
OPAP (CR)				(Contract Size: 100 Securities, Physical Delivery)													
16	15.65	15.65	-1.88%	March 2024	15.77	15.92	15.77	15.78	15.78	---	---	---	16.10	---	6	16	1,361
				June 2024	---	---	---	---	16.09	---	---	---	---	---	---	---	---
				September 2024	---	---	---	---	16.17	---	---	---	---	---	---	---	---
				December 2024	---	---	---	---	16.25	---	---	---	---	---	---	---	---
OPTIMA BANK (CR)				(Contract Size: 100 Securities, Physical Delivery)													
7.64	7.46	7.53	-0.13%	March 2024	7.46	7.46	7.46	7.46	7.46	---	---	---	7.78	---	3	20	104
				June 2024	---	---	---	---	7.61	---	---	---	---	---	---	---	---
				September 2024	---	---	---	---	7.65	---	---	---	---	---	---	---	---
				December 2024	---	---	---	---	7.68	---	---	---	---	---	---	---	---
OTE (CR)				(Contract Size: 100 Securities, Physical Delivery)													
13.22	13	13.14	0.77%	March 2024	13.28	13.28	13.18	13.22	13.22	---	---	---	13.69	---	13	85	8,018
				June 2024	---	---	---	---	13.16	---	---	---	---	---	---	---	---
				September 2024	---	---	---	---	13.22	---	---	---	---	---	---	---	---
				December 2024	---	---	---	---	13.29	---	---	---	---	---	---	---	---
P.P.A. S.A. (CR)				(Contract Size: 100 Securities, Physical Delivery)													
24.75	24.15	24.75	-0.60%	March 2024	24.41	24.41	24.36	24.39	24.39	---	---	---	24.88	---	3	7	123
				June 2024	---	---	---	---	25.12	---	---	---	---	---	---	---	---
				September 2024	---	---	---	---	25.25	---	---	---	---	---	---	---	---
				December 2024	---	---	---	---	25.38	---	---	---	---	---	---	---	---
PIRAEUS FINANCIAL HOLD (CR)				(Contract Size: 100 Securities, Physical Delivery)													
3.52	3.432	3.514	0.46%	March 2024	3.51	3.55	3.46	3.53	3.53	---	---	---	3.55	---	210	3,026	82,292
				June 2024	---	---	---	---	3.53	---	---	---	---	---	---	---	---
				September 2024	---	---	---	---	3.55	---	---	---	---	---	---	---	---
				December 2024	---	---	---	---	3.56	---	---	---	---	---	---	---	---

Derivatives notes

Fixing prices and final open positions can be retrieved from the following path <http://www.helex.gr/el/web/guest/statistics-end-of-day-derivatives>

Underlying Asset				Derivatives Market													
Price max	Price min	Closing price	change	Delivery Month	Open price	Price max	Price min	Last price	Closing price	Last Bid	Last Ask	Fixing price*	Life high	Life low	Trades	Volume	Open Interest
PPC (CR)				(Contract Size: 100 Securities, Physical Delivery)													
12.37	12.08	12.35	0.24%	March 2024	12.43	12.50	12.22	12.50	12.50	---	---	---	12.55	---	53	270	28,389
				June 2024	---	---	---	---	12.43	---	---	---	---	---	---	---	---
				September 2024	---	---	---	---	12.49	---	---	---	---	---	---	---	---
				December 2024	---	---	---	---	12.56	---	---	---	---	---	---	---	---
QUEST HOLDINGS (CR)				(Contract Size: 100 Securities, Physical Delivery)													
5.71	5.58	5.58	-1.93%	March 2024	5.70	5.70	5.66	5.66	5.66	---	---	---	5.70	---	3	15	88
				June 2024	---	---	---	---	5.74	---	---	---	---	---	---	---	---
				September 2024	---	---	---	---	5.77	---	---	---	---	---	---	---	---
				December 2024	---	---	---	---	5.80	---	---	---	---	---	---	---	---
TERNA ENERGY (CR)				(Contract Size: 100 Securities, Physical Delivery)													
16.3	15.97	16.25	0.06%	March 2024	16.30	16.43	16.16	16.42	16.42	---	---	---	16.55	---	49	381	16,216
				June 2024	---	---	---	---	16.39	---	---	---	---	---	---	---	---
				September 2024	---	---	---	---	16.47	---	---	---	---	---	---	---	---
				December 2024	---	---	---	---	16.55	---	---	---	---	---	---	---	---
TITAN CEMENT (CB)				(Contract Size: 100 Securities, Physical Delivery)													
22.35	21.65	22.3	1.59%	March 2024	21.89	22.37	21.89	22.37	22.37	---	---	---	22.37	---	3	11	432
				June 2024	---	---	---	---	22.15	---	---	---	---	---	---	---	---
				September 2024	---	---	---	---	22.26	---	---	---	---	---	---	---	---
				December 2024	---	---	---	---	22.37	---	---	---	---	---	---	---	---
VIOHALCO SA/NV (CB)				(Contract Size: 100 Securities, Physical Delivery)													
6.02	5.82	6.02	2.03%	March 2024	6.02	6.06	5.88	6.06	6.06	---	---	---	6.20	---	52	305	5,131
				June 2024	---	---	---	---	5.95	---	---	---	---	---	---	---	---
				September 2024	---	---	---	---	5.98	---	---	---	---	---	---	---	---
				December 2024	---	---	---	---	6.01	---	---	---	---	---	---	---	---

Derivatives notes

Fixing prices and final open positions can be retrieved from the following path <http://www.helex.gr/el/web/guest/statistics-end-of-day-derivatives>

FTSE/Athex Large Cap

(Trade Unit: 1 Index Point x 2€ - Exercise Style: European, Cash Settlement)

Exercise Price	Call Options														Put Options																														
	January 2024							February 2024							Other Months		January 2024							February 2024							Other Months		Exercise Price												
	Open price	Price max	Price min	Last price	Closing price	Volume	Open Interest	Open price	Price max	Price min	Last price	Closing price	Volume	Open Interest	Volume	Open Interest	Open price	Price max	Price min	Last price	Closing price	Volume	Open Interest	Open price	Price max	Price min	Last price	Closing price	Volume	Open Interest	Volume	Open Interest													
2,200	-	-	-	-	-	-	-	-	-	-	-	-	-	-	-	-	-	-	-	-	-	-	-	-	-	-	-	-	-	-	-	-		2,200											
2,250	-	-	-	-	-	-	-	-	-	-	-	-	-	-	-	-	-	-	-	-	-	-	-	-	-	-	-	-	-	-	-	-	2,250												
2,300	-	-	-	-	-	-	-	-	-	-	-	-	-	-	-	-	-	-	-	-	-	-	-	-	-	-	-	-	-	-	-	-	2,300												
2,350	-	-	-	-	-	-	-	-	-	-	-	-	-	-	-	-	-	-	-	-	-	-	-	-	-	-	-	-	-	-	-	-	2,350												
2,400	-	-	-	-	-	-	-	-	-	-	-	-	-	-	-	-	-	-	-	-	-	-	-	-	-	-	-	-	-	-	-	-	2,400												
2,450	-	-	-	-	-	-	-	-	-	-	-	-	-	-	-	-	-	-	-	-	-	-	-	-	-	-	-	-	-	-	-	-	2,450												
2,500	-	-	-	-	-	-	-	-	-	-	-	-	-	-	-	-	-	-	-	-	-	-	-	-	-	-	-	-	-	-	-	-	2,500												
2,550	-	-	-	-	-	-	-	-	-	-	-	-	-	-	-	-	-	-	-	-	-	-	-	-	-	-	-	-	-	-	-	-	2,550												
2,600	-	-	-	-	-	-	-	-	-	-	-	-	-	-	-	-	-	-	-	-	-	-	-	-	-	-	-	-	-	-	-	-	2,600												
2,650	0.00	0.00	0.00	-	619.00	-	-	-	-	-	-	-	-	-	-	-	0.00	0.00	0.00	-	0.01	-	-	-	-	-	-	-	-	-	-	-	2,650												
2,700	0.00	0.00	0.00	-	569.00	-	-	-	-	-	-	-	-	-	-	-	0.00	0.00	0.00	-	0.02	-	-	-	-	-	-	-	-	-	-	-	2,700												
2,750	0.00	0.00	0.00	-	520.00	-	-	-	-	-	-	-	-	-	-	-	0.00	0.00	0.00	-	0.01	-	-	-	-	-	-	-	-	-	-	-	2,750												
2,800	0.00	0.00	0.00	-	470.00	-	-	0.00	0.00	0.00	-	480.00	-	-	-	0.00	0.00	0.00	-	0.02	-	-	0.00	0.00	0.00	-	0.29	-	-	-	-	2,800													
2,850	0.00	0.00	0.00	-	420.00	-	-	0.00	0.00	0.00	-	431.00	-	-	-	0.00	0.00	0.00	-	0.11	-	-	0.00	0.00	0.00	-	0.71	-	-	-	-	2,850													
2,900	0.00	0.00	0.00	-	370.00	-	-	0.00	0.00	0.00	-	382.00	-	-	-	0.00	0.00	0.00	-	0.01	-	-	0.00	0.00	0.00	-	1.60	-	-	-	-	2,900													
2,950	0.00	0.00	0.00	-	320.00	-	-	0.00	0.00	0.00	-	333.00	-	-	-	0.00	0.00	0.00	-	0.01	-	-	0.00	0.00	0.00	-	3.30	-	-	-	-	2,950													
3,000	0.00	0.00	0.00	-	270.00	-	42	0.00	0.00	0.00	-	286.00	-	-	-	0.00	0.00	0.00	-	0.03	-	40	0.00	0.00	0.00	-	6.30	-	-	-	-	3,000													
3,050	0.00	0.00	0.00	-	220.00	-	70	0.00	0.00	0.00	-	242.00	-	80	-	0.00	0.00	0.00	-	0.21	-	26	0.00	0.00	0.00	-	11.25	-	28	-	-	3,050													
3,100	0.00	0.00	0.00	-	171.00	-	4	0.00	0.00	0.00	-	199.00	-	41	-	0.00	0.00	0.00	-	1.10	-	64	0.00	0.00	0.00	-	19.00	-	4	-	-	3,100													
3,150	0.00	0.00	0.00	-	124.00	-	48	0.00	0.00	0.00	-	161.00	-	40	-	0.00	0.00	0.00	-	4.00	-	110	0.00	0.00	0.00	-	30.00	-	60	-	-	3,150													
3,200	0.00	0.00	0.00	-	81.50	-	25	0.00	0.00	0.00	-	126.00	-	40	-	0.00	0.00	0.00	-	11.75	-	176	0.00	0.00	0.00	-	45.50	-	100	-	-	3,200													
3,250	0.00	0.00	0.00	-	47.75	-	18	0.00	0.00	0.00	-	96.00	-	-	-	21.25	0.00	17.50	17.50	17.50	15	1	0.00	0.00	0.00	-	65.50	-	1	-	-	3,250													
3,300	0.00	0.00	0.00	-	24.00	-	2	0.00	0.00	0.00	-	71.50	-	-	-	0.00	0.00	0.00	-	54.50	-	1	0.00	0.00	0.00	-	90.50	-	20	-	-	3,300													
3,350	0.00	0.00	0.00	-	10.25	-	-	0.00	0.00	0.00	-	51.50	-	40	-	0.00	0.00	0.00	-	90.50	-	-	0.00	0.00	0.00	-	120.00	-	-	-	-	3,350													
3,400	0.00	0.00	0.00	-	3.70	-	-	0.00	0.00	0.00	-	35.75	-	-	-	0.00	0.00	0.00	-	134.00	-	-	0.00	0.00	0.00	-	155.00	-	-	-	-	3,400													
3,450	0.00	0.00	0.00	-	1.10	-	-	0.00	0.00	0.00	-	24.00	-	-	-	0.00	0.00	0.00	-	181.00	-	-	0.00	0.00	0.00	-	193.00	-	-	-	-	3,450													
3,500	0.00	0.00	0.00	-	0.27	-	-	0.00	0.00	0.00	-	15.75	-	-	-	0.00	0.00	0.00	-	230.00	-	-	0.00	0.00	0.00	-	234.00	-	-	-	-	3,500													
Totals:						0	209							0	241	0	0																	15	418							0	213	0	0
Number of Trades:							0							0	0																			2							0	0			

ALPHA SERVICES HOLD (CR)

(Contract Size: 100 Securities, Exercise Style: American, Physical Delivery)

Call Options															Put Options																					
Exercise Price	January 2024						February 2024						Other Months		January 2024					February 2024					Other Months		Exercise Price									
	Open price	Price max	Price min	Last price	Closing price	Volume	Open Interest	Open price	Price max	Price min	Last price	Closing price	Volume	Open Interest	Volume	Open Interest	Open price	Price max	Price min	Last price	Closing price	Volume	Open Interest	Open price	Price max	Price min		Last price	Closing price	Volume	Open Interest	Volume	Open Interest			
0.800						-	-							-	-																		0.008			
0.850						-	-							-	-																		0.009			
0.900	0.000	0.000	0.000		0.700	-	-							-	-	0.000	0.000	0.000		0.001	-	-							-	-						0.009
0.950	0.000	0.000	0.000		0.650	-	-							-	-	0.000	0.000	0.000		0.001	-	-							-	-						0.010
1.000	0.000	0.000	0.000		0.600	-	-	0.000	0.000	0.000		0.602	-	-	0.000	0.000	0.000		0.001	-	-	0.000	0.000	0.000		0.001	-	-						0.010		
1.100	0.000	0.000	0.000		0.500	-	-	0.000	0.000	0.000		0.502	-	-	0.000	0.000	0.000		0.001	-	-	0.000	0.000	0.000		0.001	-	-						0.011		
1.200	0.000	0.000	0.000		0.401	-	-	0.000	0.000	0.000		0.403	-	-	0.000	0.000	0.000		0.001	-	-	0.000	0.000	0.000		0.001	-	-						0.012		
1.300	0.000	0.000	0.000		0.301	-	-	0.000	0.000	0.000		0.305	-	-	0.000	0.000	0.000		0.001	-	-	0.000	0.000	0.000		0.002	-	-						0.013		
1.400	0.000	0.000	0.000		0.205	-	-	0.000	0.000	0.000		0.213	-	-	0.000	0.000	0.000		0.004	-	-	0.000	0.000	0.000		0.010	-	-						0.014		
1.500	0.000	0.000	0.000		0.121	-	-	0.000	0.000	0.000		0.133	-	-	0.000	0.000	0.000		0.020	-	-	0.000	0.000	0.000		0.030	-	-						0.015		
1.600	0.000	0.000	0.000		0.058	-	-	0.000	0.000	0.000		0.074	-	-	0.000	0.000	0.000		0.058	-	-	0.000	0.000	0.000		0.071	-	-						0.016		
1.700	0.000	0.000	0.000		0.023	-	-	0.000	0.000	0.000		0.036	-	-	0.000	0.000	0.000		0.122	-	-	0.000	0.000	0.000		0.133	-	-						0.017		
1.800	0.000	0.000	0.000		0.007	-	-	0.000	0.000	0.000		0.016	-	-	0.000	0.000	0.000		0.207	-	-	0.000	0.000	0.000		0.213	-	-						0.018		
1.900	0.000	0.000	0.000		0.002	-	-	0.000	0.000	0.000		0.006	-	-	0.000	0.000	0.000		0.301	-	-	0.000	0.000	0.000		0.304	-	-						0.019		
2.000	0.000	0.000	0.000		0.001	-	-	0.000	0.000	0.000		0.002	-	-	0.000	0.000	0.000		0.400	-	-	0.000	0.000	0.000		0.400	-	-						0.020		
2.200	0.000	0.000	0.000		0.001	-	-	0.000	0.000	0.000		0.001	-	-	0.000	0.000	0.000		0.600	-	-	0.000	0.000	0.000		0.600	-	-						0.022		
2.400						-	-							-	-																	0.024				
Totals:						0	0							0	0																0	0				
Number of Trades:						0								0																	0					

NATIONAL BANK (CR)

(Contract Size: 100 Securities, Exercise Style: American, Physical Delivery)

Exercise Price	Call Options														Put Options														Exercise Price				
	January 2024							February 2024							Other Months		January 2024							February 2024							Other Months		
	Open price	Price max	Price min	Last price	Closing price	Volume	Open Interest	Open price	Price max	Price min	Last price	Closing price	Volume	Open Interest	Volume	Open Interest	Open price	Price max	Price min	Last price	Closing price	Volume	Open Interest	Open price	Price max	Price min	Last price	Closing price		Volume	Open Interest	Volume	Open Interest
3.200						-	-							-	-																		0.032
3.400						-	-							-	-																		0.034
3.600	0.000	0.000	0.000		3.35	-	-							-	-	0.000	0.000	0.000		0.001	-	-							-	-			0.036
3.800	0.000	0.000	0.000		3.15	-	-							-	-	0.000	0.000	0.000		0.001	-	-							-	-			0.038
4.000	0.000	0.000	0.000		2.95	-	-	0.000	0.000	0.000		2.96	-	-		0.000	0.000	0.000		0.001	-	-	0.000	0.000	0.000		0.001	-	-			0.040	
4.400	0.000	0.000	0.000		2.55	-	-	0.000	0.000	0.000		2.56	-	-		0.000	0.000	0.000		0.001	-	-	0.000	0.000	0.000		0.001	-	-			0.044	
4.800	0.000	0.000	0.000		2.15	-	-	0.000	0.000	0.000		2.16	-	-		0.000	0.000	0.000		0.001	-	-	0.000	0.000	0.000		0.001	-	-			0.048	
5.200	0.000	0.000	0.000		1.75	-	-	0.000	0.000	0.000		1.76	-	-		0.000	0.000	0.000		0.001	-	-	0.000	0.000	0.000		0.001	-	-			0.052	
5.600	0.000	0.000	0.000		1.35	-	-	0.000	0.000	0.000		1.37	-	-		0.000	0.000	0.000		0.001	-	3	0.000	0.000	0.000		0.008	-	-			0.056	
6.000	0.000	0.000	0.000		0.953	-	-	0.000	0.000	0.000		0.995	-	-		0.000	0.000	0.000		0.001	-	430	0.000	0.000	0.000		0.033	-	-			0.060	
6.400	0.000	0.000	0.000		0.562	-	26	0.000	0.000	0.000		0.665	-	-		0.000	0.000	0.000		0.009	-	-	0.000	0.000	0.000		0.102	-	-			0.064	
6.800	0.000	0.000	0.000		0.234	-	11	0.000	0.000	0.000		0.402	-	-		0.000	0.000	0.000		0.081	-	-	0.000	0.000	0.000		0.239	-	-			0.068	
7.200	0.000	0.000	0.000		0.057	-	-	0.000	0.000	0.000		0.216	-	-		0.000	0.000	0.000		0.304	-	-	0.000	0.000	0.000		0.454	-	-			0.072	
7.600	0.000	0.000	0.000		0.007	-	-	0.000	0.000	0.000		0.106	-	-		0.000	0.000	0.000		0.655	-	-	0.000	0.000	0.000		0.743	-	-			0.076	
8.000	0.000	0.000	0.000		0.002	-	-	0.000	0.000	0.000		0.046	-	-		0.000	0.000	0.000		1.05	-	-	0.000	0.000	0.000		1.09	-	-			0.080	
8.400	0.000	0.000	0.000		0.001	-	-	0.000	0.000	0.000		0.018	-	-		0.000	0.000	0.000		1.45	-	-	0.000	0.000	0.000		1.46	-	-			0.084	
8.800	0.000	0.000	0.000		0.001	-	-	0.000	0.000	0.000		0.006	-	-		0.000	0.000	0.000		1.85	-	-	0.000	0.000	0.000		1.85	-	-			0.088	
Totals:						0	37						0	0							0	433						0	13			0	230
Number of Trades:						0							0								0.00							0				0	

OPAP (CR)

(Contract Size: 100 Securities, Exercise Style: American, Physical Delivery)

Exercise Price	Call Options													Put Options																				
	January 2024						February 2024						Other Months		January 2024						February 2024						Other Months		Exercise Price					
	Open price	Price max	Price min	Last price	Closing price	Volume	Open Interest	Open price	Price max	Price min	Last price	Closing price	Volume	Open Interest	Volume	Open Interest	Open price	Price max	Price min	Last price	Closing price	Volume	Open Interest	Open price	Price max	Price min	Last price	Closing price		Volume	Open Interest	Volume	Open Interest	
9.600	0.000	0.000	0.000		6.35	-	-	0.000	0.000	0.000		6.37	-	-			0.000	0.000	0.000		0.001	-	-	0.000	0.000	0.000		0.001		-	-			0.096
10.000	0.000	0.000	0.000		5.95	-	-	0.000	0.000	0.000		5.97	-	-			0.000	0.000	0.000		0.001	-	-	0.000	0.000	0.000		0.001	-	-			0.100	
11.000	0.000	0.000	0.000		4.95	-	-	0.000	0.000	0.000		4.97	-	-			0.000	0.000	0.000		0.001	-	-	0.000	0.000	0.000		0.001	-	-			0.110	
12.000	0.000	0.000	0.000		3.96	-	-	0.000	0.000	0.000		3.97	-	-			0.000	0.000	0.000		0.001	-	-	0.000	0.000	0.000		0.001	-	-			0.120	
13.000	0.000	0.000	0.000		2.96	-	-	0.000	0.000	0.000		2.98	-	-			0.000	0.000	0.000		0.002	-	-	0.000	0.000	0.000		0.001	-	-			0.130	
14.000	0.000	0.000	0.000		1.96	-	-	0.000	0.000	0.000		1.99	-	-			0.000	0.000	0.000		0.002	-	-	0.000	0.000	0.000		0.016	-	-			0.140	
15.000	0.000	0.000	0.000		0.972	-	-	0.000	0.000	0.000		1.10	-	-			0.000	0.000	0.000		0.015	-	-	0.000	0.000	0.000		0.124	-	-			0.150	
16.000	0.000	0.000	0.000		0.230	-	2	0.000	0.000	0.000		0.463	-	165			0.000	0.000	0.000		0.273	-	-	0.000	0.000	0.000		0.484	-	-			0.160	
17.000	0.000	0.000	0.000		0.014	-	-	0.000	0.000	0.000		0.137	-	-			0.000	0.000	0.000		1.06	-	-	0.000	0.000	0.000		1.16	-	-			0.170	
18.000	0.000	0.000	0.000		0.001	-	-	0.000	0.000	0.000		0.029	-	-			0.000	0.000	0.000		2.05	-	-	0.000	0.000	0.000		2.06	-	-			0.180	
19.000	0.000	0.000	0.000		0.001	-	-	0.000	0.000	0.000		0.004	-	-			0.000	0.000	0.000		3.05	-	-	0.000	0.000	0.000		3.05	-	-			0.190	
20.000	0.000	0.000	0.000		0.001	-	-	0.000	0.000	0.000		0.001	-	-			0.000	0.000	0.000		4.05	-	-	0.000	0.000	0.000		4.05	-	-			0.200	
22.000	0.000	0.000	0.000		0.001	-	-	0.000	0.000	0.000		0.001	-	-			0.000	0.000	0.000		6.05	-	-	0.000	0.000	0.000		6.05	-	-			0.220	
24.000						-	-						-	-								-	-						-	-			0.240	
Totals:						0	2						0	165	0	0						0	0						0	0	0	0		
Number of Trades:						0							0		0							0.00							0		0			

OTE (CR)

(Contract Size: 100 Securities, Exercise Style: American, Physical Delivery)

Exercise Price	Call Options													Put Options																				
	January 2024						February 2024						Other Months		January 2024						February 2024						Other Months		Exercise Price					
	Open price	Price max	Price min	Last price	Closing price	Volume	Open Interest	Open price	Price max	Price min	Last price	Closing price	Volume	Open Interest	Volume	Open Interest	Open price	Price max	Price min	Last price	Closing price	Volume	Open Interest	Open price	Price max	Price min	Last price	Closing price		Volume	Open Interest	Volume	Open Interest	
9.200	0.000	0.000	0.000	3.84	-	-	0.000	0.000	0.000	3.86	-	-				0.000	0.000	0.000	0.001	-	-				0.000	0.000	0.000	0.001		-	-			
9.600	0.000	0.000	0.000	3.44	-	-	0.000	0.000	0.000	3.46	-	-				0.000	0.000	0.000	0.001	-	-				0.000	0.000	0.000	0.001	-	-				0.096
10.000	0.000	0.000	0.000	3.04	-	-	0.000	0.000	0.000	3.06	-	-				0.000	0.000	0.000	0.001	-	-				0.000	0.000	0.000	0.001	-	-				0.100
11.000	0.000	0.000	0.000	2.04	-	-	0.000	0.000	0.000	2.07	-	-				0.000	0.000	0.000	0.001	-	-				0.000	0.000	0.000	0.004	-	-				0.110
12.000	0.000	0.000	0.000	1.05	-	-	0.000	0.000	0.000	1.13	-	-				0.000	0.000	0.000	0.003	-	-				0.000	0.000	0.000	0.065	-	-				0.120
13.000	0.000	0.000	0.000	0.230	-	4	0.000	0.000	0.000	0.432	-	-				0.000	0.000	0.000	0.184	-	1				0.000	0.000	0.000	0.368	-	-				0.130
14.000	0.000	0.000	0.000	0.008	-	-	0.000	0.000	0.000	0.104	-	1				0.000	0.000	0.000	0.965	-	-				0.000	0.000	0.000	1.04	-	-				0.140
15.000	0.000	0.000	0.000	0.001	-	-	0.000	0.000	0.000	0.015	-	-				0.000	0.000	0.000	1.96	-	-				0.000	0.000	0.000	1.96	-	-				0.150
16.000	0.000	0.000	0.000	0.001	-	-	0.000	0.000	0.000	0.001	-	-				0.000	0.000	0.000	2.96	-	-				0.000	0.000	0.000	2.96	-	-				0.160
17.000	0.000	0.000	0.000	0.001	-	-	0.000	0.000	0.000	0.001	-	-				0.000	0.000	0.000	3.96	-	-				0.000	0.000	0.000	3.96	-	-				0.170
18.000	0.000	0.000	0.000	0.001	-	-	0.000	0.000	0.000	0.001	-	-				0.000	0.000	0.000	4.96	-	-				0.000	0.000	0.000	4.96	-	-				0.180
19.000	0.000	0.000	0.000	0.001	-	-					-	-				0.000	0.000	0.000	5.96	-	-								-	-				0.190
20.000					-	-					-	-									-	-							-	-				0.200
22.000					-	-					-	-									-	-							-	-				0.220
Totals:					0	4					0	1	0	0					0	1							0	5	0	0				
Number of Trades:					0						0		0						0.00									0		0				

PIRAEUS FINANCIAL HOLD (CR)

(Contract Size: 100 Securities, Exercise Style: American, Physical Delivery)

Exercise Price	Call Options														Put Options														Exercise Price						
	January 2024						February 2024						Other Months		January 2024						February 2024						Other Months								
	Open price	Price max	Price min	Last price	Closing price	Volume	Open Interest	Open price	Price max	Price min	Last price	Closing price	Volume	Open Interest	Volume	Open Interest	Open price	Price max	Price min	Last price	Closing price	Volume	Open Interest	Open price	Price max	Price min	Last price	Closing price		Volume	Open Interest	Volume	Open Interest		
1.300						-	-							-	-																		0.013		
1.400						-	-							-	-																		0.014		
1.500						-	-							-	-																		0.015		
1.600						-	-							-	-																		0.016		
1.700						-	-							-	-																		0.017		
1.800						-	-							-	-																		0.018		
1.900	0.000	0.000	0.000		1.60	-	-							-	-	0.000	0.000	0.000		0.001	-	-										0.019			
2.000	0.000	0.000	0.000		1.50	-	-	0.000	0.000	0.000		1.50	-	-	0.000	0.000	0.000		0.001	-	-	0.000	0.000	0.000		0.001	-	-				0.020			
2.200	0.000	0.000	0.000		1.30	-	-	0.000	0.000	0.000		1.30	-	-	0.000	0.000	0.000		0.001	-	-	0.000	0.000	0.000		0.001	-	-				0.022			
2.400	0.000	0.000	0.000		1.10	-	-	0.000	0.000	0.000		1.10	-	-	0.000	0.000	0.000		0.001	-	-	0.000	0.000	0.000		0.001	-	-				0.024			
2.600	0.000	0.000	0.000		0.901	-	-	0.000	0.000	0.000		0.906	-	-	0.000	0.000	0.000		0.001	-	-	0.000	0.000	0.000		0.001	-	-				0.026			
2.800	0.000	0.000	0.000		0.701	-	-	0.000	0.000	0.000		0.711	-	-	0.000	0.000	0.000		0.002	-	-	0.000	0.000	0.000		0.005	-	-				0.028			
3.000	0.000	0.000	0.000		0.502	-	-	0.000	0.000	0.000		0.525	-	-	0.000	0.000	0.000		0.001	-	-	0.000	0.000	0.000		0.019	-	-				0.030			
3.200	0.000	0.000	0.000		0.310	-	-	0.000	0.000	0.000		0.361	-	-	0.000	0.000	0.000		0.009	-	45	0.000	0.000	0.000		0.054	-	-				0.032			
3.400	0.000	0.000	0.000		0.151	-	-	0.000	0.000	0.000		0.227	-	5	0.000	0.000	0.000		0.050	-	-	0.000	0.000	0.000		0.121	-	-				0.034			
3.600	0.000	0.000	0.000		0.053	-	-	0.000	0.000	0.000		0.131	-	10	0.000	0.000	0.000		0.152	-	-	0.000	0.000	0.000		0.224	-	-				0.036			
3.800	0.000	0.000	0.000		0.013	-	-	0.000	0.000	0.000		0.069	-	-	0.000	0.000	0.000		0.311	-	-	0.000	0.000	0.000		0.363	-	-				0.038			
4.000	0.000	0.000	0.000		0.002	-	-	0.000	0.000	0.000		0.033	-	-	0.000	0.000	0.000		0.501	-	-	0.000	0.000	0.000		0.527	-	-				0.040			
4.400	0.000	0.000	0.000		0.001	-	-	0.000	0.000	0.000		0.006	-	-	0.000	0.000	0.000		0.900	-	-	0.000	0.000	0.000		0.902	-	-				0.044			
4.800	0.000	0.000	0.000		0.001	-	-	0.000	0.000	0.000		0.001	-	-	0.000	0.000	0.000		1.30	-	-	0.000	0.000	0.000		1.30	-	-				0.048			
5.200						-	-							-	-																		0.052		
Totals:						0	0						0	15	0	0							0	45								0	0	0	0
Number of Trades:						0						0		0									0.00									0	0		

PPC (CR)

(Contract Size: 100 Securities, Exercise Style: American, Physical Delivery)

Exercise Price	Call Options														Put Options																			
	January 2024							February 2024							Other Months		January 2024							February 2024							Other Months		Exercise Price	
	Open price	Price max	Price min	Last price	Closing price	Volume	Open Interest	Open price	Price max	Price min	Last price	Closing price	Volume	Open Interest	Volume	Open Interest	Open price	Price max	Price min	Last price	Closing price	Volume	Open Interest	Open price	Price max	Price min	Last price	Closing price	Volume	Open Interest	Volume	Open Interest		
5.600						-	-						-	-									-	-										
6.000						-	-						-	-									-	-										0.060
6.400						-	-						-	-									-	-										0.064
6.800						-	-						-	-									-	-										0.068
7.200	0.000	0.000	0.000		5.12	-	-						-	-			0.000	0.000	0.000		0.001	-	-										0.072	
7.600	0.000	0.000	0.000		4.72	-	-						-	-			0.000	0.000	0.000		0.001	-	-										0.076	
8.000	0.000	0.000	0.000		4.32	-	-	0.000	0.000	0.000		4.34	-	-			0.000	0.000	0.000		0.001	-	-	0.000	0.000	0.000		0.001	-	-			0.080	
8.400	0.000	0.000	0.000		3.92	-	-	0.000	0.000	0.000		3.94	-	-			0.000	0.000	0.000		0.002	-	-	0.000	0.000	0.000		0.001	-	-			0.084	
8.800	0.000	0.000	0.000		3.52	-	-	0.000	0.000	0.000		3.54	-	-			0.000	0.000	0.000		0.001	-	-	0.000	0.000	0.000		0.001	-	-			0.088	
9.200	0.000	0.000	0.000		3.12	-	-	0.000	0.000	0.000		3.14	-	-			0.000	0.000	0.000		0.001	-	-	0.000	0.000	0.000		0.001	-	-			0.092	
9.600	0.000	0.000	0.000		2.72	-	-	0.000	0.000	0.000		2.74	-	-			0.000	0.000	0.000		0.006	-	-	0.000	0.000	0.000		0.002	-	-			0.096	
10.000	0.000	0.000	0.000		2.32	-	-	0.000	0.000	0.000		2.35	-	-			0.000	0.000	0.000		0.001	-	1	0.000	0.000	0.000		0.006	-	-			0.100	
11.000	0.000	0.000	0.000		1.34	-	15	0.000	0.000	0.000		1.41	-	-			0.000	0.000	0.000		0.011	-	5	0.000	0.000	0.000		0.068	-	-			0.110	
12.000	0.000	0.000	0.000		0.502	-	2	0.000	0.000	0.000		0.668	-	-			0.000	0.000	0.000		0.177	-	5	0.000	0.000	0.000		0.325	-	-			0.120	
13.000	0.000	0.000	0.000		0.092	-	-	0.000	0.000	0.000		0.236	-	13			0.000	0.000	0.000		0.767	-	-	0.981	0.981	0.981	0.981	0.981	5	0			0.130	
14.000	0.000	0.000	0.000		0.007	-	-	0.000	0.000	0.000		0.063	-	-			0.000	0.000	0.000		1.68	-	-	0.000	0.000	0.000		1.72	-	-			0.140	
15.000	0.000	0.000	0.000		0.001	-	-	0.000	0.000	0.000		0.011	-	-			0.000	0.000	0.000		2.68	-	-	0.000	0.000	0.000		2.68	-	-			0.150	
16.000	0.000	0.000	0.000		0.001	-	-	0.000	0.000	0.000		0.002	-	-			0.000	0.000	0.000		3.68	-	-	0.000	0.000	0.000		3.68	-	-			0.160	
17.000	0.000	0.000	0.000		0.001	-	-	0.000	0.000	0.000		0.001	-	-			0.000	0.000	0.000		4.68	-	-	0.000	0.000	0.000		4.68	-	-			0.170	
Totals:						0	17						0	13	0	0						0	11					5	30	0	0			
Number of Trades:							0						0	0								0.00						1		0				

Lending Products	Underlying Title	Open Interest[5]	Multilateral Transactions[1]				Bilateral Transactions[2]		Stock Borrowing through OTC (volume)[3]	
			Volume(Offered)	Average Weighted	Transactions volume	Average Weighted	Transactions Volume	Average Weighted	Transactions Volume	
ADMIEBOR	ADMIE (IPTO) HOLDING S.A. (CR)	---	---	---	---	---	---	---	200,745	
AEGNBOR	AEGEAN AIRLINES (CR)	---	---	---	---	---	---	---	155,356	
AETFBOR	ALPHA ETF FTSE Athex Large Cap	---	---	---	---	1,000	1.00%	---	---	
ALPHABOR	ALPHA SERVICES HOLD (CR)	---	---	---	---	---	---	---	57,436,182	
OTOELBOR	AUTOHELLAS SA (CR)	4,579	---	---	---	---	---	---	106,396	
AVAXBOR	AVAX S.A. (CR)	---	---	---	---	---	---	---	---	
EEEBOR	CC HBC AG (CR)	1,889	---	---	---	---	---	---	42,277	
CENERBOR	CENERGY HOLDINGS (CB)	---	---	---	---	---	---	---	5,104	
ELLAKTORBOR	ELLAKTOR (CR)	2,681	---	---	---	---	---	---	33,189	
ELHABOR	ELVALHALCOR (CR)	1,808	---	---	---	---	---	---	64,887	
EUROBBOR	EUROBANK HOLDINGS (CR)	200,000	---	---	---	8,000	0.01%	---	34,122,502	
EYDAPBOR	EYDAP S.A. (CR)	845	---	---	---	---	---	---	227,264	
FOYRKBOR	FOURLIS (CR)	230	---	---	---	---	---	---	10,875	
GEKTERNABOR	GEK TERNA (CR)	---	---	---	---	---	---	---	103,698	
SARBOR	GR. SARANTIS S.A. (CR)	857	---	---	---	---	---	---	11,444	
EXAEBOR	HELLENIC EXCHANGES-A.S.E. (CR)	3,200	---	---	---	---	---	---	167,047	
ELPEBOR	HELLENIQ ENERGY (CR)	---	---	---	---	---	---	---	298,514	
INTRKBOR	INTRACOM HOLDINGS (CR)	---	---	---	---	---	---	---	---	
INKATBOR	INTRAKAT (CR)	---	---	---	---	---	---	---	---	
BELABOR	JUMBO SA (CR)	---	---	---	---	---	---	---	203,907	
LAMDABOR	LAMDA DEVELOPMENT SA (CR)	400	---	---	---	---	---	---	410,041	
MIGBOR	MIG (CR)	1,992	---	---	---	---	---	---	40,179	
MOHBOR	MOTOR OIL (CR)	21,881	---	---	---	---	---	---	413,143	
MYTILBOR	MYTILINEOS (CR)	261	---	---	---	---	---	---	153,864	
ETEBOR	NATIONAL BANK (CR)	---	---	---	---	5,000	0.01%	---	15,948,502	
OPAPBOR	OPAP (CR)	7,504	---	---	---	---	---	---	1,724,016	
OPTIMABOR	OPTIMA BANK (CR)	2,900	---	---	---	---	---	---	5,733	
HTOBOR	OTE (CR)	10,750	---	---	---	---	---	---	1,497,336	
PPABOR	P.P.A. S.A. (CR)	1,200	---	---	---	---	---	---	70,287	
TPEIRBOR	PIRAEUS FINANCIAL HOLD (CR)	---	---	---	---	---	---	---	1,032,322	
PPCBOR	PPC (CR)	500	---	---	---	---	---	---	1,278,881	

Stock Lending Notes

[1] - Multilateral contracts Lending or Borrowing as per Methods 8-1, 8-2 and 8-3-3 (According to ATHEX BoD Resolution No.17)

[2] - Bilateral Contracts Lending or Borrowing as per Methods 8-3-1 and 8-3-2 (According to ATHEX BoD Resolution No.20)

[3] - The information concerning OTC Stock Borrowing Transactions is based on the statements of the Dematerialised Securities System (DSS) operators involved and refers to volumes that have been registered up until the previous working day.

[4] - Average Price (Volume weighted)

[5] - The Data concerning Open Interest before the start of trading session

Lending Products	Underlying Title	Open Interest[5]	Multilateral Transactions[1]				Bilateral Transactions[2]		Stock Borrowing through OTC (volume)[3]
			Volume(Offered)	Average Weighted	Transactions volume	Average Weighted	Transactions Volume	Average Weighted	Transactions Volume
QUALBOR	QUALITY & RELIABILITY SA (CR)	---	---	---	---	---	---	---	
QUESTBOR	QUEST HOLDINGS (CR)	391	---	---	---	---	---	40,366	
TENERGYBOR	TERNA ENERGY (CR)	---	---	---	---	---	---	292,612	
TITCBOR	TITAN CEMENT (CB)	8,700	---	---	2,860	5.11%	---	243,458	
VIOBOR	VIOHALCO SA/NV (CB)	744	---	---	---	---	---	---	

Stock Lending Notes

[1] - Multilateral contracts Lending or Borrowing as per Methods 8-1, 8-2 and 8-3-3 (According to ATHEX BoD Resolution No.17)

[2] - Bilateral Contracts Lending or Borrowing as per Methods 8-3-1 and 8-3-2 (According to ATHEX BoD Resolution No.20)

[3] - The information concerning OTC Stock Borrowing Transactions is based on the statements of the Dematerialised Securities System (DSS) operators involved and refers to volumes that have been registered up until the previous working day.

[4] - Average Price (Volume weighted)

[5] - The Data concerning Open Interest before the start of trading session

Sectors codification for listed companies

12003-	ETF	10101010	Computer Services
10101015	Software	10102030	Computer Hardware
15101010	Telecommunications Equipment	15102015	Telecommunications Services
20101010	Health Care Facilities	20101025	Health Care Services
20102010	Medical Equipment	20103015	Pharmaceuticals
30101010	Banks	30202000	Diversified Financial Services
30202010	Asset Managers & Custodians	30202015	Investment Services
30204000	Closed End Investments	30302010	Full Line Insurance
30302015	Insurance Brokers	30302025	Property and Casualty Insurance
35101010	Real Estate Holding and Development	35101015	Real Estate Services
35102000	Diversified REITs	35102030	Office REITs
35102045	Retail REITs.	40201040	Rental & Leasing Services: Consumer
40202010	Home Construction	40202015	Household Furnishings
40202020	Household Appliance	40203040	Electronic Entertainment
40204020	Clothing & Accessories	40301010	Entertainment
40301030	Publishing	40301035	Radio & TV Broadcasters
40401010	Diversified Retailers	40401020	Apparel Retailers
40401025	Home Improvement Retailers	40401030	Specialty Retailers
40501010	Airlines	40501015	Travel & Tourism
40501020	Casinos & Gambling	40501025	Hotels & Motels
45101015	Distillers & Vintners	45101020	Soft Drinks
45102010	Farming Fishing Ranching & Plantations	45102020	Food Products
45103010	Tobacco	45201010	Food Retailers & Wholesalers
45201020	Personal Products	50101010	Construction
50101020	Building Roof/Wallboard and Plumbing	50101030	Cement
50101035	Building Materials: Other	50202010	Electrical Components
50203015	Plastics	50203030	Containers & Packaging
50204000	Machinery: Industrial	50204020	Machinery: Construction & Handling
50205010	Industrial Suppliers	50205020	Back Office Support HR & Consulting
50205030	Forms & Bulk Printing Services	50206015	Commercial Vehicles & Parts
50206030	Marine Transportation	50206060	Transportation Services
55101000	Diversified Materials	55101020	Textile Products
55102000	General Mining	55102010	Iron & Steel
55102015	Metal Fabricating	55102035	Aluminum
60101020	Oil Refining and Marketing	65101010	Alternative Electricity
65101015	Conventional Electricity	65102000	Multi-Utilities
65102030	Water		



ATHEX
Athens Stock Exchange

Λεωφ. Αθηνών 110 104 42 Αθήνα
110, Athinon Ave. GR 104 42 Athens
tel. (+30)210-33.66.800, fax (+30)210-33.66.101
www.athexgroup.gr