


23

Ημερήσιο Δελτίο
Συναλλακτικής Δραστηριότητας

Daily Official List
of Trading Activity

Friday, 29 December, 2023
Year: 144 Trading Day No: 249



ATHEXGROUP
Athens Exchange Group

Disclaimer:

Hellenic Exchanges-Athens Stock Exchange S.A. endeavours to ensure that the data and other material ("Information") presented on the Daily Official List are accurate and complete, but it is not liable for any errors or omissions of data or /and for the accuracy, credibility, updating and completeness of the aforesaid information nor it has any liability arising directly or indirectly from the use of the above Information.

The Company is not liable for the accuracy of the data included in listed companies' announcements. Only the sender of such an announcement is fully and solely liable for any infringement of third party's rights from the content of such announcement. All contents of the Daily Official List are provided only for information purposes and do not constitute investment advice or solicitation to invest in securities or other products listed for trading on the Exchange.

You acknowledge and agree that the Company is the owner of any property rights related to any Information appearing on the Daily Official List including intellectual property rights copyright, trademarks, etc.

The above data are a property of the Hellenic Exchanges-Athens Exchange and are copyright protected. Users are forbidden to reproduce, modify, copy, sale, transmit or redistribute, by all reproduction means and methods, part or the whole of the above data, without reference to their source.

The commercial exploitation of these data is, also, forbidden by third parties. Hellenic Exchanges-Athens Exchange does not carry any responsibility, direct or indirect, derived from usage or accidental alteration of the above data when used by third parties.

Hellenic Exchanges – Athens Stock Exchange S.A.

110 Athinon Ave., 10442 Athens, Tel: (210) 33.66.800, Fax: (210) 32.13.938

www.athexgroup.gr

Thessalonica Stock Exchange Center (T.S.E.C)

16-18 Katouni Str., Thessalonica 546 25 Tel: (2310) 567.667, Fax: (2310) 530.545

Athex Members Guarantee Fund

14-16 Fidiou Str., Athens 106 78, Tel: (210) 33.04.682, Fax: (210) 33.04.155

Hellenic Republic Capital Market Commission

1 Kolokotroni Str. & 1 Stadiou Str., Athens 10562 Tel: (210) 33.77.100 Fax: (210) 33.77.173

Table of Contents

Section 1: Statistical Figures of Securities, Derivatives and Lending

Summary of Markets

Athex Indices

Analytic Figures for Athex Market's Boards and Categories

Trading Details by Athex Sectors and Financial Instruments (ETFs)

Top 10 best & worst performing Shares

Derivatives Summary

Section 2: Analytic Figures of Shares Transactions

Analytic Figures of Shares Transactions

Shares' Notes

Section 3: Figures of Securities Transactions

Securities Blocks Details

Shares Rights Details

Stock Borrowing

Forced Sales Details

Forced Sales Registered Shares

Exchange Traded Funds (ETFs) Characteristics

Section 5: Bonds traded in Fixed Income Assets Market

Convertible Corporate Bonds - Regulated Market

Non Convertible Corporate Bonds - Regulated Market

Government Bonds

Treasury Bills & Zero Coupon Government Bonds

Government Bonds Traded with the Open Outcry Method

State Banks Bonds

Section 6: Additional Infos

Athex & ATHEXClear Members List

List of Stocks under Market Making operations

Section 7: Derivatives Market Analytic Figures

Index Futures

Stock Futures

Index Options

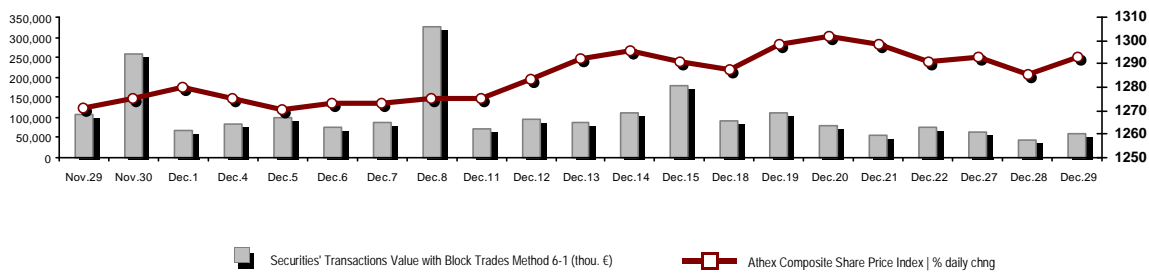
Stock Options

Stock Lending Analytic Figures

Appendix A: Sectors codification for listed companies

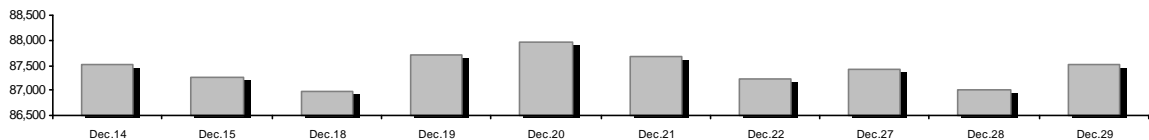
Summary of Markets

Athex Composite Share Price Index vs Shares and Derivatives Transactions Value

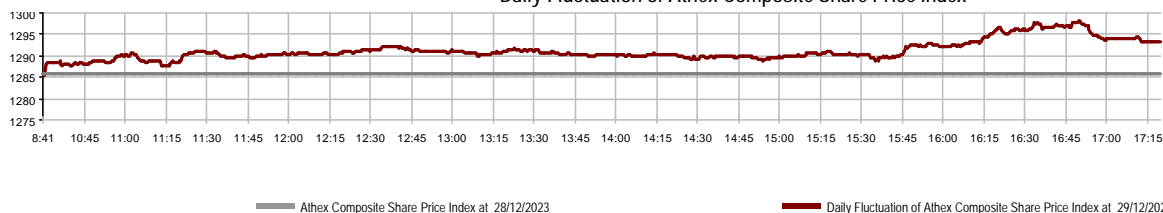


Athex Capitalisation (mill. €)**:	87,501.76		Derivatives Total Open Interest	423,696
Daily change: mill. € %	501.87	0.58%	in Index Futures % daily chng	5,018 0.70%
Yearly Avg Capitalisation: mill. € % chng prev year Avg	80,386.20	27.48%	in Stock Futures % daily chng	417,011 0.48%
Athex Composite Share Price Index % daily chng	1,293.14	0.58%	in Index Options % daily chng	711 0.85%
Athex Composite Share Price Index Capitalisation (mill. €)	79,098.97		in Stock Options % daily chng	956 0.53%
Daily change (mill. €)	491.59			
Securities' Transactions Value with Block Trades Method 6-1 (t)	60,790.73		Derivatives Contracts Volume:	16,175
Daily change: %	16,021.53	35.79%	Daily change: pieces %	10,975 211.06%
YtD Avg Trans. Value: thou. € % chng prev year Avg	109,568.24	51.65%	YtD Avg Derivatives Contracts % chng prev year Avg	43,962 27.98%
Blocks Transactions Value of Method 6-1 (thou. €)	2,964.42		Derivatives Trades Number:	1,250
Blocks Transactions Value of Method 6-2 & 6-3 (thou. €)	282.60		Daily change: number %	497 66.00%
Bonds Transactions Value (thou.€)	658.71		YtD Avg Trades number % chng prev year Avg	2,331 13.46%
Securities' Transactions Volume with Block Trades Method 6-1 (tho)	16,910.24		Lending Total Open Interest	282,709
Daily change: thou. pieces %	6,138.58	56.99%	Daily change: pieces %	187,551 197.09%
YtD Avg Volume: % chng prev year Avg	33,620.62	18.59%	Lending Volume (Multilateral/Bilateral)	500
Blocks Transactions Volume of Method 6-1 (thou. Pieces)	873.46		Daily change: pieces %	-187,879
Blocks Transactions Volume of Method 6-2 & 6-3 (thou. Pieces)	188.38		Multilateral Lending	500
Bonds Transactions Volume	684,000		Bilateral Lending	0
Securities' Trades Number with Block Trades Method 6-1	24,808		Lending Trades Number:	1
Daily change: number %	3,259	15.12%	Daily change: %	-6
YtD Avg Trades number % chng prev year Avg	36,223	23.14%	Multilateral Lending Trades Number	1
Number of Blocks Method 6-1	6		Bilateral Lending Trades Number	0
Number of Blocks Method 6-2 & 6-3	1			
Number of Bonds Transactions	110			

Athex Capitalisation (mill. €)**



Daily Fluctuation of Athex Composite Share Price Index



Athex Indices

Index name	29/12/2023	28/12/2023	pts.	%	Min	Max	Year min	Year max	Year change
Athex Composite Share Price Index	1,293.14 #	1,285.65	7.49	0.58%	1,285.27	1,298.27	929.79	1,351.68	39.08% #
Athex Composite Index Total Return Index	2,355.44 #	2,341.79	13.65	0.58%	2,341.10	2,364.78	1,641.17	2,440.14	43.52% #
Athex ESG Index	1,471.77 #	1,462.02	9.75	0.67%	1,461.63	1,477.10	1,057.52	1,541.00	39.15% #
ATHEX Alternative Market Price Index	9,352.11 #	9,265.07	87.04	0.94%	9,265.07	9,418.87	5,623.29	9,418.87	65.66% #
FTSE/Athex Large Cap	3,122.79 #	3,101.87	20.92	0.67%	3,100.99	3,134.76	2,250.77	3,280.71	38.70% #
FTSE/Athex Mid Cap Index	2,250.81 #	2,236.92	13.89	0.62%	2,236.92	2,253.56	1,411.43	2,253.56	59.47% #
FTSE/ATHEX High Dividend Yield Index	3,771.38 #	3,760.75	10.63	0.28%	3,758.99	3,789.39	3,028.28	4,088.01	24.54% #
FTSE/Athex Market Index	746.82 #	741.86	4.96	0.67%	741.66	749.71	539.21	780.89	38.47% #
FTSE/Athex Banks	1,061.62 #	1,049.60	12.02	1.15%	1,049.60	1,072.58	640.09	1,117.78	65.73% #
FTSE/ATHEX TECHNOLOGY & TELECOMMUNICAT	5,072.46 #	5,051.83	20.63	0.41%	5,051.83	5,091.49	4,512.52	15,048.71	27.48% #
FTSE/ATHEX FINANCIAL SERVICES	5,014.23 #	4,957.39	56.84	1.15%	4,957.39	5,064.02	4,054.88	13,100.99	66.29% #
FTSE/ATHEX REAL ESTATE	4,960.50 #	4,940.50	20.00	0.40%	4,920.54	4,997.23	4,558.45	8,268.86	-0.42% #
FTSE/ATHEX CONSUMER DISCRETIONARY	5,015.77 #	4,983.34	32.43	0.65%	4,980.79	5,031.98	4,812.63	11,591.73	41.71% #
FTSE/ATHEX CONSUMER STAPLES	5,088.44 #	5,064.08	24.36	0.48%	5,063.48	5,118.01	4,557.73	5,642.34	25.28% #
FTSE/ATHEX INDUSTRIALS	5,081.43 #	5,058.20	23.23	0.46%	5,045.50	5,103.65	4,480.19	14,456.49	68.92% #
FTSE/ATHEX BASIC MATERIALS	4,869.63 #	4,860.40	9.23	0.19%	4,850.33	4,914.86	4,131.69	17,078.41	24.24% #
FTSE/ATHEX ENERGY & UTILITIES	4,987.63 #	4,989.68	-2.05	-0.04%	4,968.88	5,001.69	4,162.64	9,803.86	20.31% #
Athex All Share Index	302.00 #	300.27	1.73	0.58%	302.00	302.00	231.11	314.56	31.17% #
Hellenic Mid & Small Cap Index	1,929.00 #	1,918.77	10.23	0.53%	1,918.50	1,931.91	1,365.14	2,011.62	41.30% #
FTSE/Athex Large Cap Total Return	5,167.18 #	5,132.56	34.62	0.67%			3,623.42	5,338.50	43.49% #
FTSE/Athex Mid Cap Total Return	3,031.21 #	3,012.50	18.71	0.62%			1,881.61	3,031.21	63.17% #
MSCI GREECE REBASED	4,984.69 #	4,948.49	36.20	0.73%	4,948.49	5,007.49	4,125.04	5,209.29	--- -
Hellenic Corporate Bond Index	129.58 #	129.65	-0.06	-0.05%			118.78	129.65	8.90% #
Hellenic Corporate Bond Price Index	90.62 #	90.67	-0.05	-0.06%			85.96	90.67	5.09% #

Note 1: FTSE/Med 100, Hellenic Corporate Bond Price Index and Hellenic Corporate Bond Index closing prices refer to the previous trading day of 27/12/2023.

Note 2: The Hellenic Mid & Small Cap Index is a Customized index calculated by the Athens Exchange.

Analytic Figures for Athex Market's Boards and Categories

	Total Traded Securities	Main Market	Surveillance	Exchange Traded Funds (ETFs)
Totals	125	118	6	1
Gain / Lose / Same:	70 / 35 / 20	69 / 35 / 14	0 / 0 / 6	1 / 0 / 0
Athex Capitalisation (mill. €) **	87,501.76	87,419.91	81.85	
Daily Average Trans/ons Value(thou.€)	109,568.24	109,281.38	244.14	85.62
Transactions Value	61,073.33	60,974.01	9.41	89.91
Main Board:	57,826.30	57,726.98	9.41	89.91
Blocks Board 6_2_3:	3,247.02	3,247.02	0.00	0.00
Forced Sales Board:	0.00	0.00	0.00	0.00
Special Terms Board:	0.00	0.00	0.00	0.00
Daily Average Transactions Volume	33,620,616	32,590,189	1,035,709	2,909
Transactions Volume	17,098,614	16,961,284	134,471	2,859
Main Board:	16,036,776	15,899,446	134,471	2,859
Blocks Board 6_2_3:	1,061,838	1,061,838	0	0
Forced Sales Board:	0	0	0	0
Special Terms Board:	0	0	0	0
Daily Average Number of Trades	36,223	36,017	198	8
Number of Trades	24,809	24,721	31	57
Main Board:	24,802	24,714	31	57
Blocks Board 6_2_3:	7	7	0	0
Forced Sales Board:	0	0	0	0
Special Terms Board:	0	0	0	0

Trading Details by Athex Sectors and Financial Instruments (ETFs)

Code	Sectors	Gain / Lose / Same	Number of Trades	Transactions Volume	Transactions Value	% of Total Trans. Value
3010	- Banks	5 / 1 / 1	7,493	10,291,178	25,276,694.37	41.39%
5510	- Basic Resources	8 / 6 / 2	1,016	365,522	904,992.72	1.48%
5010	- Construction & Materials	8 / 4 / 1	2,269	996,746	3,186,668.25	5.22%
4020	- Consumer Products & Services	4 / 1 / 3	438	142,642	386,465.84	0.63%
6010	- Energy	2 / 2 / 0	1,737	482,274	4,490,499.62	7.35%
12000	- Financial Instruments	1 / 0 / 0	57	2,859	89,906.72	0.15%
3020	- Financial Services	3 / 1 / 1	457	78,499	429,682.80	0.70%
4510	- Food Beverage & Tobacco	4 / 0 / 2	186	46,668	455,512.35	0.75%
2010	- Health Care	2 / 1 / 0	219	226,568	202,041.29	0.33%
5020	- Industrial Goods & Services	6 / 4 / 5	875	348,662	1,590,192.52	2.60%
3030	- Insurance	1 / 0 / 0	226	58,869	283,148.87	0.46%
4030	- Media	0 / 1 / 0	6	2,400	1,215.20	0.00%
4520	- Personal Care, Drug & Grocery Stores	1 / 1 / 0	280	39,711	303,219.02	0.50%
3510	- Real Estate	6 / 5 / 2	1,072	346,396	1,250,760.23	2.05%
4040	- Retail	3 / 2 / 1	856	117,253	2,158,344.01	3.53%
1010	- Technology	5 / 3 / 2	1,173	274,823	1,091,207.53	1.79%
1510	- Telecommunications	2 / 0 / 0	867	205,231	2,619,865.05	4.29%
4050	- Travel & Leisure	4 / 2 / 0	2,410	2,259,362	5,219,788.26	8.55%
6510	- Utilities	5 / 1 / 0	3,172	812,951	11,133,123.25	18.23%

Top 10 best & worst performing Shares

Main Market

With positive Price change	Closing price	change	With negative Price change	Closing price	change
KLOUKINAS - LAPPAS SA (CR)	1.75	5.10% #	KORDELLOS BROS SA (CR)	0.586	-3.62% €
AVAX S.A. (CR)	1.86	4.97% #	INTERWOOD-XYLEMPORIA (CR)	0.35	-3.31% €
CNL CAPITAL (CR)	7.55	4.86% #	EPSILON NET (CR)	9.56	-1.95% €
EVROFARMA SA (CR)	1.2	3.45% #	DOMIKI KRITIS SA (CR)	3.26	-1.81% €
QUALITY & RELIABILITY SA (CR)	0.608	3.40% #	GEN. COMMERCIAL & IND.SA (CR)	1.81	-1.63% €
INTERLIFE G.C.I.(CR)	4.8	3.23% #	PAPOUTSANIS (CR)	2.29	-1.29% €
ALPHA SERVICES HOLD (CR)	1.539	3.22% #	ATTICA HOLDINGS (CR)	1.985	-1.24% €
MEDICON S.A (CR)	3.33	2.78% #	MOTODYNAMICS S.A. (CR)	3.29	-1.20% €
THESSALONIKA WATER & SEWERAGE	3.4	2.41% #	MOTOR OIL (CR)	23.76	-1.16% €
EUROCONSULTANTS S.A. (CR)	1.215	2.10% #	ALUMIL (CR)	3.07	-0.97% €
With the highest Transactions Value	Value (thou. €)	change	With the highest Transactions Volume	Volume	change
NATIONAL BANK (CR)	9,000.62	0.80% #	ALPHA SERVICES HOLD (CR)	4,258,408	3.22% #
ALPHA SERVICES HOLD (CR)	6,474.77	3.22% #	EUROBANK HOLDINGS (CR)	3,232,283	0.59% #
EUROBANK HOLDINGS (CR)	5,201.42	0.59% #	INTRALOT (CR)	2,021,808	1.93% #
PPC (CR)	5,125.38	-0.18% €	NATIONAL BANK (CR)	1,429,016	0.80% #
PIRAEUS FINANCIAL HOLD (CR)	4,279.51	-0.06% €	PIRAEUS FINANCIAL HOLD (CR)	1,334,508	-0.06% €
MYTILINEOS (CR)	4,065.03	0.11% #	PPC (CR)	458,093	-0.18% €
HELLENIQ ENERGY (CR)	3,003.87	0.27% #	HELLENIQ ENERGY (CR)	411,132	0.27% #
OTE (CR)	2,598.89	1.49% #	AVAX S.A. (CR)	357,909	4.97% #
OPAP (CR)	2,305.66	0.33% #	ELVALHALCOR (CR)	222,879	-0.11% €
INTRALOT (CR)	2,136.29	1.93% #	LAVIPHARM SA (CR)	210,506	1.79% #

Note: Stocks that are not included in the "Under Supervision" category, and the transactions value is more than 10,000 €.

Derivatives Summary

	Number of Trades	Volume	Open Interest
Index Futures	81	340	5,018
FTSE/Athex Banks	0	0	1,347
FTSE/Athex Large Cap	81	340	3,588
MSCI GREECE REBASED	0	0	83
Stock Futures	1,159	15,772	417,011
ADMIE (IPTO) HOLDING S.A. (CR)	16	109	23,223
AEGEAN AIRLINES (CR)	14	57	7,153
ALPHA SERVICES HOLD (CR)	149	6,871	156,185
AUTOHELLAS SA (CR)	0	0	241
AVAX S.A. (CR)	5	15	1,003
CC HBC AG (CR)	4	4	282
CENERGY HOLDINGS (CB)	6	15	5,045
ELLAKTOR (CR)	2	10	879
ELVALHALCOR (CR)	10	26	1,444
EUROBANK HOLDINGS (CR)	60	777	23,802
EYDAP S.A. (CR)	8	37	2,856
FOURLIS (CR)	5	11	960
GEK TERNA (CR)	6	22	6,349
HELLENIC EXCHANGES-A.S.E. (CR)	31	119	9,129
HELLENIQ ENERGY (CR)	26	72	5,674
INTRACOM HOLDINGS (CR)	57	223	6,274
INTRAKAT (CR)	37	322	8,299
JUMBO SA (CR)	4	5	1,047
LAMDA DEVELOPMENT SA (CR)	18	109	5,822
MIG (CR)	0	0	71
MOTOR OIL (CR)	2	2	628
MYTILINEOS (CR)	46	137	3,099
NATIONAL BANK (CR)	185	1,092	16,404
OPAP (CR)	1	5	1,385
OPTIMA BANK (CR)	0	0	40
OTE (CR)	21	56	7,615
P.P.A. S.A. (CR)	0	0	141
PIRAEUS FINANCIAL HOLD (CR)	262	4,193	75,428
PPC (CR)	143	1,105	26,527
QUEST HOLDINGS (CR)	0	0	51
TERNA ENERGY (CR)	33	359	15,153
TITAN CEMENT (CB)	0	0	563
VIOHALCO SA/NV (CB)	8	19	4,239
Index Options	10	63	711
FTSE/Athex Large Cap	10	63	711
Stock Options	0	0	956
ALPHA SERVICES HOLD (CR)	0	0	0
NATIONAL BANK (CR)	0	0	713
OPAP (CR)	0	0	167
OTE (CR)	0	0	3
PIRAEUS FINANCIAL HOLD (CR)	0	0	45
PPC (CR)	0	0	28
Total Derivatives Traded	1,250	16,175	423,696

Shares' Notes

Code	Note text
()	- Adjusted dividends.
*	- Last adjusted closing price.
[1]	- Net dividends.
[2]	- The "Date of Last Coupon" for New listings refers to the date company's stocks started to trade in Athex
[3]	- The Company Market Value is referred to the number of outstanding shares
[4]	- Sectors codification can be found in Appendix A
[5]	- The Market Value refers to the total number of shares listed (including their several classes) in the exchange by the company.
[6]	- P/E greater than 100
[7]	- Last view of the Order Book before the end of the trading session
[8]	- All Blocks Methods' Transactions Value are included.
4750	- Transfer to the Under Surveillance Category from 8/4/2011.
4955	- Transfer to the Surveillance Category as from 5/4/2013.
5093	- Transfer to the Surveillance Category as of 8/4/2015.
5141	- Transfer to the Surveillance Category as of 10/05/2017.
5160	- Transfer to the Surveillance Category as of 15/04/2016.
5165	- Transfer to the Surveillance Category as of 15/02/2018.
5193	- Transfer to the Surveillance Category as of 25/10/2018.
5197	- Transfer to the Surveillance Category as of 07/11/2018.
5232	- Transfer to the Under Surveillance Category from 08/04/2011.
5233	- Suspension of trading as of 13/05/2020.
5248	- Transfer to the Surveillance Category as of 06/09/20116.
5253	- Transfer to the Surveillance Category as of 14/5/2021.
5275	- Transfer to the Surveillance Category as of 09/07/2020.
5277	- Suspension of trading as of 02/05/2023.
5278	- Suspension of trading as of 03/05/2023.

Securities Blocks Details

Securities	Block Volume	Price	Block Trade Value	Time of approval	Note
NATIONAL BANK (CR)	104,387	6.28	655,550.36	11:28:16	20
ALPHA SERVICES HOLD (CR)	188,375	1.50	282,600.18	11:36:34	14
NATIONAL BANK (CR)	50,000	6.30	314,800.00	15:32:48	20
NATIONAL BANK (CR)	64,538	6.30	406,847.55	15:47:06	20
NATIONAL BANK (CR)	64,538	6.31	406,976.63	15:47:07	20
HELLENIQ ENERGY (CR)	40,000	7.30	292,000.00	16:12:34	20
EUROBANK HOLDINGS (CR)	550,000	1.62	888,250.00	16:43:42	20

Blocks Notes

9 - Method 6-1 / Special Fees

10 - Method 6-1 / Special Fees, SDS

14 - Method 6-3 / Settlement, Incomplete Buy and Sell

18 - Method 6-2 / SPOT 1

19 - Method 6-2 / SPOT 2

20 - Method 6-1 and Method 6-1 Same Day Settlement

21 - Other Pre-agreed

Shares Rights Details

Occured date	Exercise from	Exercise until	Trading until	Rights	Price min	Price max	Closing price	Last Bid	Last Ask	Volume	Trades	Transactions Value
--------------	---------------	----------------	---------------	--------	-----------	-----------	---------------	----------	----------	--------	--------	--------------------

No Rights Transactions.

Forced Sales Details

Securities	Category of Security	Transactions Volume	Number of Trades	Transactions Value	Note
------------	----------------------	------------------------	---------------------	-----------------------	------

No Forced Transactions.

Forced Sales Notes

- 1 - Compulsory Public Forced Sales
- 2 - Forced Sales of Fixed Registered Shares
- 3 - Forced Sales of Remaining Fractional Shares

Exchange Traded Funds (ETFs) Characteristics

	Transactions Date (T)	Creation / Redemption	Units (T-1)	New Units (T-1)	Redemption Units (T-1)	Units (T) [1]	Fund Assets [2]	Net Unit Price	Dividend per Unit	Dividend Date
ALPHA ETF FTSE Athex Large Cap	29/12/2023	5,000	924,675	---	---	924,675	28,950,770.00	31.3091	0.62	03/07/2023

ETFs Notes

[1] - Units (T) = Units (T-1) + New Units (T-1) - Redemption Units (T-1)

[2] - The Creation / Redemption Units of T-1 are included.

Non Convertible Corporate Bonds - Regulated Market

Num Listed Bonds	Nominal price	Issue price	Today's Rate	Exp. Date	Duration (years)	Note	Coupon		Trading Unit	Corporate Bonds	Accrued Int.	Yield.T.Mat	Price min	Price max	Closing price	Previous closing price/date	Volume	Transactions Value	Last order		ear min	Year max		
							Common	Preferred											Price	Buy / Sell			Date	
100,000	1,000.00	1,000.00	2.95	11/02/2027	5	---	4	---	1	SAFE BULKERS PARTICIPATIONS PLC (Non Convertible)	11.8819	4.8640	---	---	---	93.9990	28/12/2023	---	---	93.9000	B	29/12/2023	89.7500	97.9500
320,000	1,000.00	1,000.00	3.40	21/07/2027	7	---	7	---	1	LAMDA DEVELOPMENT S.A. (Non Convertible)	15.6778	4.8980	93.2112	93.6200	93.6200	93.6200	28/12/2023	61,000	58,004.50	93.2500	B	29/12/2023	90.2000	96.1713
200,000	1,000.00	1,000.00	2.10	27/10/2027	7	---	7	---	1	O.P.A.P. S.A. (Non Convertible)	3.9667	4.2080	91.4142	92.2200	92.0162	92.2200	28/12/2023	71,000	65,613.16	91.6000	B	29/12/2023	89.2745	95.4000
200,000	1,000.00	1,000.00	1.90	23/03/2028	7	---	6	---	1	MOTOR OIL CORINTH REFINERIES SA (Non Convertible)	5.2778	3.8690	91.9900	91.9900	91.9900	91.5000	28/12/2023	1,000	925.18	91.3000	B	29/12/2023	87.5500	92.6000
100,000	1,000.00	1,000.00	2.70	25/05/2026	5	---	6	---	1	COSTAMARE PARTICIPATIONS PLC (Non Convertible)	2.7750	3.9910	96.5000	96.5000	96.5000	95.4400	28/12/2023	1,000	967.78	95.0000	B	29/12/2023	92.6000	97.0000
300,000	1,000.00	1,000.00	2.30	20/07/2028	7	---	5	---	1	PRODEA REIC S.A.(Non Convertible)	10.6694	5.3680	86.0000	87.8000	87.5000	87.2060	28/12/2023	42,000	37,126.61	87.0000	B	29/12/2023	82.0100	89.1000
150,000	1,000.00	1,000.00	2.65	22/10/2026	5	---	5	---	1	CPLP SHIPPING HOLDINGS PLC (Non Convertible)	5.3000	4.9180	93.4500	93.7000	93.5971	93.2250	28/12/2023	17,000	16,001.60	93.1000	B	29/12/2023	92.4500	96.0000
250,000	1,000.00	1,000.00	2.45	16/11/2028	7	---	5	---	1	ELVALHALCOR S.A. (Non Convertible)	3.2667	4.6900	90.0000	90.0000	90.0000	90.0000	28/12/2023	40,000	36,130.67	89.4407	B	29/12/2023	84.0000	92.0000
500,000	1,000.00	1,000.00	2.75	03/07/2027	7	---	7	---	1	GEK TERNA S.A. (Non Convertible)	---	4.9930	91.2000	91.7500	91.7500	91.3000	28/12/2023	28,000	25,650.50	91.2000	B	29/12/2023	86.8000	94.4535
300,000	1,000.00	1,000.00	2.30	14/12/2028	7	---	5	---	1	GEK TERNA S.A. (Non Convertible)	1.2778	4.5240	89.9999	89.9999	89.9999	88.5270	28/12/2023	5,000	4,506.38	88.1500	B	29/12/2023	82.0001	90.3500
175,000	1,000.00	1,000.00	3.40	26/07/2024	5	---	9	---	1	ATTICA HOLDINGS S.A. (Non Convertible)	15.2056	4.0920	99.0000	99.2500	99.2500	98.9550	27/12/2023	53,000	53,371.89	98.8000	B	29/12/2023	96.6179	99.4500
230,000	1,000.00	1,000.00	4.70	12/07/2029	7	---	3	---	1	LAMDA DEVELOPMENT S.A. (Non convertible)	22.8472	4.2540	98.7000	101.2000	100.6768	100.1300	28/12/2023	109,000	112,009.35	100.0000	B	29/12/2023	94.9889	101.2000
100,000	1,000.00	1,000.00	4.40	26/07/2029	7	---	3	---	1	CPLP SHIPPING HOLDINGS PLC (Non Convertible)	19.6778	4.6420	97.5000	97.7500	97.5938	96.8500	28/12/2023	8,000	7,964.92	97.0000	B	29/12/2023	94.9625	100.8000
200,000	1,000.00	1,000.00	3.60	12/03/2026	7	---	10	---	1	AEGEAN AIRLINES S.A. (Non Convertible)	11.3000	4.1310	97.1000	97.6000	97.4333	97.1000	28/12/2023	150,000	147,845.00	97.0205	B	29/12/2023	95.1109	99.0000
150,000	1,000.00	1,000.00	2.60	22/10/2026	7	---	9	---	1	TERNA ENERGY FINANCE S.A. (Non Convertible)	5.2000	4.8550	93.0000	93.0000	93.0000	92.9770	28/12/2023	13,000	12,157.60	92.3000	B	29/12/2023	90.4543	95.7400
100,000	1,000.00	1,000.00	2.80	25/01/2027	5	---	4	---	1	PREMIA S.A. (Non Convertible)	12.6000	5.3500	92.4000	92.4000	92.4000	91.9010	28/12/2023	2,000	1,873.20	92.4900	B	29/12/2023	87.6862	95.9899
500,000	1,000.00	1,000.00	4.00	10/07/2030	7	---	1	---	1	MYTILINEOS S.A. (Non Convertible)	19.6667	4.0910	99.0000	99.2500	99.1159	99.1210	28/12/2023	22,000	22,238.17	99.0000	B	29/12/2023	97.1999	100.0700
100,000	1,000.00	1,000.00	5.50	15/12/2028	5	---	1	---	1	IDEAL HOLDINGS S.A. (Non Convertible)	2.9028	5.1390	101.4000	101.4000	101.4000	101.4000	28/12/2023	15,000	15,253.54	101.3000	B	29/12/2023	100.0001	102.0500

Corporate Bonds Notes

Transactions Volume = (Pieces) * (Nominal Price). Transactions Value = (Pieces) * (Nominal Price) * (price %) + (Accrued interest).

The price of a Bond is stated as a percentage (%) of Bond's Nominal Price.

Nominal Price in Euros (€), except if it is noted differently.

Non Convertible Corporate Bonds - Regulated Market

Num Listed Bonds	Nominal price	Issue price	Today's Rate	Exp. Date	Duration (years)	Note	Coupon		Trading Unit	Corporate Bonds	Accrued Int.	Yield.T.Mat	Price min	Price max	Closing price	Previous closing price/date	Volume	Transactions Value	Last order			ear min	Year max	
							Common	Preferred											Price	Buy / Sell	Date			
120,000	1,000.00	1,000.00	3.95	04/04/2025	7	---	12	---	1	GEK TERNA S.A. (Non Convertible)	9.9847	4.0920	---	---	---	98.6810	27/12/2023	---	---	98.3110	B	29/12/2023	97.5523	100.5000
120,000	1,000.00	1,000.00	2.65	06/12/2028	7	---	5	---	1	NOVAL PROPERTY REIC (Non Convertible)	2.0611	5.0720	88.6256	90.9899	89.2000	89.4000	28/12/2023	46,000	41,070.10	89.0100	B	29/12/2023	83.8000	91.9500

Corporate Bonds Notes

Transactions Volume = (Pieces) * (Nominal Price). Transactions Value = (Pieces) * (Nominal Price) * (price %) + (Accrued interest).

The price of a Bond is stated as a percentage (%) of Bond's Nominal Price.

Nominal Price in Euros (€), except if it is noted differently.

Government Bonds

Number Listed Bonds	Nominal price	Today's Rate	Accrued Interest Calc	Exp. Date [1]	Duration (years)	Note	Coupons Date	Curr. coupon value	Trading Unit	Government Bonds	Price min	Price max	Closing price	Previous closing price/date	Volume	Transactions Value	Price	Last order Buy / Sell	Date
4,500,000	1,000.00	1.88	Actual/Actual	04/02/2035	15	---	04/02	1.88	1	GGB-FXD-040235-15Y-1.875-1.000	---	---	---	---	---	---	---	---	---
1,805,793	1,000.00	3.45	Actual/Actual	02/04/2024	5	---	02/04	3.45	1	GGB-FXD-020424-05Y-3.450-1.000	---	---	---	---	---	---	---	---	---
6,000,000	1,000.00	0.75	Actual/Actual	18/06/2031	10	---	18/06	0.75	1	GGB-FXD-180631-10Y-0.750-1.000	---	---	---	---	---	---	---	---	---
2,900,000	1,000.00	3.88	Actual/Actual	15/06/2028	5	---	15/06	3.88	1	GGB-FXD-150628-05Y-3.875-1.000	---	---	---	---	---	---	---	---	---
5,962,747,327	1.00	3.75	Actual/Actual	30/01/2028	10	---	/02 - 01/02 - 31/	3.75	1	GGB-FXD-300128-10Y-3.750-1.000	---	---	---	85.4610 13/07/2018	---	---	1.0000	B	28/11/2018
7,067,309,386	1.00	3.90	Actual/Actual	30/01/2033	15	---	/02 - 01/02 - 31/	3.90	1	GGB-FXD-300133-15Y-3.900-1.000	---	---	---	78.6730 13/07/2018	---	---	1.0000	B	28/11/2018
5,622,848,349	1.00	4.00	Actual/Actual	30/01/2037	19	---	/02 - 01/02 - 31/	4.00	1	GGB-FXD-300137-19Y-4.000-1.000	---	---	---	77.0370 13/07/2018	---	---	1.0000	B	28/11/2018
5,476,770,669	1.00	4.20	Actual/Actual	30/01/2042	24	---	/02 - 01/02 - 31/	4.20	1	GGB-FXD-300142-24Y-4.200-1.000	---	---	---	77.7640 13/07/2018	---	---	1.0000	B	28/11/2018
48,794,718	1.00	4.30	Actual/Actual	24/02/2024	12	---	24/02	4.30	1	GGB-FXD-240224-12Y-2.000-1.000	---	---	---	10.0000 22/06/2015	---	---	---	---	---
40,248,141	1.00	4.30	Actual/Actual	24/02/2025	13	---	24/02	4.30	1	GGB-FXD-240225-13Y-2.000-1.000	---	---	---	10.0000 22/06/2015	---	---	---	---	---
59,586,043	1.00	4.30	Actual/Actual	24/02/2026	14	---	24/02	4.30	1	GGB-FXD-240226-14Y-2.000-1.000	---	---	---	10.0000 22/06/2015	---	---	---	---	---
41,118,344	1.00	4.30	Actual/Actual	24/02/2027	15	---	24/02	4.30	1	GGB-FXD-240227-15Y-2.000-1.000	---	---	---	10.0000 22/06/2015	---	---	---	---	---
45,137,734	1.00	4.30	Actual/Actual	24/02/2028	16	---	24/02	4.30	1	GGB-FXD-240228-16Y-2.000-1.000	---	---	---	10.0000 22/06/2015	---	---	---	---	---
61,768,888	1.00	4.30	Actual/Actual	24/02/2029	17	---	24/02	4.30	1	GGB-FXD-240229-17Y-2.000-1.000	---	---	---	10.0000 22/06/2015	---	---	---	---	---
54,567,744	1.00	4.30	Actual/Actual	24/02/2030	18	---	24/02	4.30	1	GGB-FXD-240230-18Y-2.000-1.000	---	---	---	10.0000 22/06/2015	---	---	---	---	---
37,541,515	1.00	4.30	Actual/Actual	24/02/2031	19	---	24/02	4.30	1	GGB-FXD-240231-19Y-2.000-1.000	---	---	---	10.0000 22/06/2015	---	---	---	---	---
37,558,317	1.00	4.30	Actual/Actual	24/02/2032	20	---	24/02	4.30	1	GGB-FXD-240232-20Y-2.000-1.000	---	---	---	10.0000 22/06/2015	---	---	---	---	---
37,473,732	1.00	4.30	Actual/Actual	24/02/2033	21	---	24/02	4.30	1	GGB-FXD-240233-21Y-2.000-1.000	---	---	---	10.0000 22/06/2015	---	---	---	---	---
33,888,293	1.00	4.30	Actual/Actual	24/02/2034	22	---	24/02	4.30	1	GGB-FXD-240234-22Y-2.000-1.000	---	---	---	10.0000 22/06/2015	---	---	---	---	---
35,177,800	1.00	4.30	Actual/Actual	24/02/2035	23	---	24/02	4.30	1	GGB-FXD-240235-23Y-2.000-1.000	---	---	---	10.0000 22/06/2015	---	---	---	---	---
35,547,268	1.00	4.30	Actual/Actual	24/02/2036	24	---	24/02	4.30	1	GGB-FXD-240236-24Y-2.000-1.000	---	---	---	10.0000 22/06/2015	---	---	---	---	---
40,246,306	1.00	4.30	Actual/Actual	24/02/2037	25	---	24/02	4.30	1	GGB-FXD-240237-25Y-2.000-1.000	---	---	---	10.0000 22/06/2015	---	---	---	---	---
37,643,952	1.00	4.30	Actual/Actual	24/02/2038	26	---	24/02	4.30	1	GGB-FXD-240238-26Y-2.000-1.000	---	---	---	10.0000 22/06/2015	---	---	---	---	---
36,977,100	1.00	4.30	Actual/Actual	24/02/2039	27	---	24/02	4.30	1	GGB-FXD-240239-27Y-2.000-1.000	---	---	---	10.0000 22/06/2015	---	---	---	---	---
41,615,000	1.00	4.30	Actual/Actual	24/02/2040	28	---	24/02	4.30	1	GGB-FXD-240240-28Y-2.000-1.000	---	---	---	10.0000 22/06/2015	---	---	---	---	---
42,227,208	1.00	4.30	Actual/Actual	24/02/2041	29	---	24/02	4.30	1	GGB-FXD-240241-29Y-2.000-1.000	---	---	---	10.0000 22/06/2015	---	---	---	---	---
68,288,487	1.00	4.30	Actual/Actual	24/02/2042	30	---	24/02	4.30	1	GGB-FXD-240242-30Y-2.000-1.000	---	---	---	10.0000 22/06/2015	---	---	---	---	---
4,000,000	1,000.00	3.88	Actual/Actual	12/03/2029	10	---	12/03	3.88	1	GGB-FXD-120329-10Y-3.875-1.000	---	---	---	---	---	---	100.0000	B	15/10/2019
4,500,000	1,000.00	0.00	Actual/Actual	12/02/2026	5	---	12/02	0.00	1	GGB-FXD-120226-05Y-0.000-1.000	---	---	---	---	---	---	---	---	---
2,209,163	1,000.00	3.38	Actual/Actual	15/02/2025	7	---	15/02	3.38	1	GGB-FXD-150225-07Y-3.375-1.000	---	---	---	---	---	---	---	---	---
964,000	1,000.00	3.25	Actual/Actual	20/03/2025	6	---	20/03	3.25	1	GGB-FXD-200325-06Y-3.250-1.000	---	---	---	---	---	---	---	---	---
2,100,000	1,000.00	3.55	Actual/Actual	20/03/2026	7	---	20/03	3.55	1	GGB-FXD-200326-07Y-3.550-1.000	---	---	---	---	---	---	---	---	---
5,500,000	1,000.00	1.50	Actual/Actual	18/06/2030	10	---	18/06	1.50	1	GGB-FXD-180630-10Y-1.500-1.000	---	---	---	---	---	---	---	---	---
3,500,000	1,000.00	4.38	Actual/Actual	18/07/2038	15	---	18/07	4.38	1	GGB-FXD-180738-15Y-4.375-1.000	---	---	---	---	---	---	---	---	---

Government Bonds Notes

Transactions Volume = (Pieces) * (Nominal Price). Transactions Value = (Pieces) * (Nominal Price) * (price %) + (Accrued interest).

The Value of current coupon for the issues with NV 0.01 euro refers to NV 100 euros

FLR: Floating Interest Rate.

[1] - The Expiration Date of the interest bearing period and the Date for coupon payment.

Government Bonds

Number Listed Bonds	Nominal price	Today's Rate	Accrued Interest Calc	Exp. Date [1]	Duration (years)	Note	Coupons Date	Curr. coupon value	Trading Unit	Government Bonds	Price min	Price max	Closing price	Previous closing price/date	Volume	Transactions Value	Price	Last order Buy / Sell	Date
40,000	1,000.00	4.67	FLR	Actual/360	18/09/2024	1	---	18/09 - 19/03	---	1	GGB-FLT-180924-01Y-4.670-1.000	---	---	---	---	---	---	---	---
5,364,250	1,000.00	3.25		Actual/Actual	20/03/2050	30	---	20/03	3.25	1	GGB-FXD-200350-30Y-3.250-1.000	---	---	---	---	---	---	---	---
3,924,361	1,000.00	2.00		Actual/Actual	22/04/2027	7	---	22/04	2.00	1	GGB-FXD-220427-07Y-2.000-1.000	---	---	---	---	---	99.9000	B	22/04/2020
2,500,000	1,000.00	1.88		Actual/Actual	23/07/2026	7	---	23/07	1.88	1	GGB-FXD-230726-07Y-1.875-1.000	---	---	---	---	---	---	---	---
4,700,000	1,000.00	4.25		Actual/Actual	15/06/2033	10	---	15/06	4.25	1	GGB-FXD-150633-10Y-4.250-1.000	---	---	---	---	---	---	---	---
3,500,000	1,000.00	1.88		Actual/Actual	24/01/2052	30	---	24/01	1.88	1	GGB-FXD-240152-30Y-1.875-1.000	---	---	---	---	---	---	---	---
3,700,000	1,000.00	1.75		Actual/Actual	18/06/2032	10	---	18/06	1.75	1	GGB-FXD-180632-10Y-1.750-1.000	---	---	---	---	---	---	---	---
2,200,000	1,000.00	1.13	FLR	Actual/360	15/12/2027	5	---	- 15/12 - 15/03 -	---	1	GGB-FLT-151227-05Y-1.130-1.000	---	---	---	---	---	102.1600	B	30/12/2022

Government Bonds Notes

Transactions Volume = (Pieces) * (Nominal Price). Transactions Value = (Pieces) * (Nominal Price) * (price %) + (Accrued interest).

The Value of current coupon for the issues with NV 0.01 euro refers to NV 100 euros

FLR: Floating Interest Rate.

[1] - The Expiration Date of the interest bearing period and the Date for coupon payment.

Treasury Bills & Zero Coupon Government Bonds

Issue Date	13-Week Maturity									26-Week Maturity									52-Week Maturity								
	Exp. Date	Initial Rate	Num Listed Bonds	Nominal price	Issue price	Last Trade Price	Last Trade Date	Volume Traded	Note	Exp. Date	Initial Rate	Num Listed Bonds	Nominal price	Issue price	Last Trade Price	Last Trade Date	Volume Traded	Note	Exp. Date	Initial Rate	Num Listed Bonds	Nominal price	Issue price	Last Trade Price	Last Trade Date	Volume Traded	Note
10/03/2023	---	---	---	---	---	---	---	---	---	---	---	---	---	---	---	---	---	---	08/03/2024	3.75	1,000,000	1,000.00	963.46	---	---	---	---
09/06/2023	---	---	---	---	---	---	---	---	---	---	---	---	---	---	---	---	---	---	07/06/2024	3.84	1,600,000	1,000.00	962.60	---	---	---	---
08/09/2023	---	---	---	---	---	---	---	---	---	---	---	---	---	---	---	---	---	---	06/09/2024	3.81	812,500	1,000.00	962.90	---	---	---	---
08/12/2023	---	---	---	---	---	---	---	---	---	---	---	---	---	---	---	---	---	---	08/12/2024	3.70	600,000	1,000.00	963.90	---	---	---	---

Bonds in Circulation	Currency / Min nominal traded Value	Coupons Payment Date	Current Coupon Value	Note	Coupon	Trading Unit	Issue Date	Duration (years)	Today's Interest	A.I.C in days	Bonds	Last price of previous days		Last Outcry in Cash (euro)		Trades in Pieces	Life min	Life Max	
												Price	Buy / Sell	Price	Buy / Sell				
Corporate Bonds in Foreign Currency and Euro																			
103,746	GBP / 10	01/12	0.25	---	65	1	01/12/1930	98	2.5	360	National Mortgage Bank	2.27	05/02/1996	2.27	S	05/02/1996	---	2.27	2.27
0	GBP / 10	01/12	0.25	---	67	1	01/12/1928	100	2.5	360	National Mortgage Bank	---	---	---	---	---	---	---	---

Government Bonds Notes

A.I.C: Accrued Interest Calculation base.

FLR: Floating Interest Rate.

The minimum tradeable Nominal Value for all Demeterialised Government Titles is 100 Euros.

(μφρ-0)

Athex & ATHEXClear Members List

Member Name				Stock Market			Derivatives Market		ATHEXClear Member	
	Address	Phone	Fax	Market Member	Remote Member	Market Maker	Proprietary	Market Maker	General Clearing	Direct Clearing
A. SARRIS SECURITIES S.A.				a						
6, ΔΡΑΓΑΤΣΑΝΙΟΥ 6 ΑΘΗΝΑ	2103367700									
AEONIC SECURITIES C.I.F. P.L.C.				a						
, ΛΑΪΟΥ 6, ΓΡ. 301B, ANNA COURT	35725337600									
ALPHA BANK S.A.									a	
, ΣΤΑΔΙΟΥ 40 ΑΘΗΝΑ	2103260000									
ALPHA FINANCE INVESTMENT SERVICES SINGLE MEMBER SA				a		a	a	a		a
5, ΠΑΝΕΠΙΣΤΗΜΙΟΥ 45 ΑΘΗΝΑ	2103677400									
ARGUS STOCKBROKERS LTD				a	a		a			
25, 25 ΛΕΩΦΟΡΟΣ ΔΗΜΟΣΘΕΝΗ ΣΕΒΕΡΗ	0035722717000									
ATLANTIC SECURITIES LTD				a	a					
37, ΠΡΟΔΡΟΜΟΥ 37	0035722445400									
AXON SECURITIES S.A.				a			a			
48, ΣΤΑΔΙΟΥ 48 ΑΘΗΝΑ	2103363800									
BETA SECURITIES S.A.				a		a	a			a
29, Λ. ΑΛΕΞΑΝΔΡΑΣ 29 ΑΘΗΝΑ	2106478930									
BNP PARIBAS S.A.									a	
, ΛΑΜΨΑΚΟΥ 2 ΑΘΗΝΑ	2107468525									
BOFA SECURITIES EUROPE SA				a	a					
, 112 AVENUE KL'BER 75116	+33 153655555									
CAPITAL SECURITIES S.A.				a			a			
58, ΜΗΤΡΟΠΟΛΕΩΣ 58 ΑΘΗΝΑ	2103369700									
CITIGROUP GLOBAL MARKETS EUROPE AG				a	a					
16, REUTERWEG 16	+49 691366-0									
CITIGROUP GLOBAL MARKETS LIMITED				a						
1, 33 CANADA SQUARE -CANARY WHARF	+44 02079864000									
CREDIT SUISSE BANK (EUROPE), S.A.				a	a					
, CALLE AYALA 42, 3A PLANTA-B MADRID	+34917916000									
CREDIT SUISSE SECURITIES (EUROPE) LIMITED				a						
1, ONE CABOT SQUARE LONDON	+44 2078888888									
CYCLOS SECURITIES S.A.				a			a			
39, ΧΑΡΙΛΑΟΥ ΤΡΙΚΟΥΠΗ 6-8-10 ΑΘΗΝΑ	2103364300									
DEUTSCHE BANK S.A.					a					
1, GREAT WINCHESTER STREET LONDON	+44 20 754 54209	00441133361437								
EUROBANK EQUITIES INVESTMENT FIRM SINGLE MEMBER SA				a		a	a	a		a
, ΦΙΛΕΛΛΗΝΩΝ 10 & ΞΕΝΟΦΩΝΤΟΣ 13 ΑΘΗΝΑ	2103720425									
EUROBANK S.A.									a	
, ΟΘΩΝΟΣ 8 ΑΘΗΝΑ	2144043907									
EUROCORP INVESTMENT SERVICES S.A.				a			a			a
14, ΠΛ.ΦΙΛΙΚΗΣ ΕΤΑΙΡΕΙΑΣ 14 ΑΘΗΝΑ	2107263600									
EUOTRUST INVESTMENT FIRM SA				a						
113, ΣΕΒΑΣΤΟΥΠΟΛΕΩΣ 113 ΑΘΗΝΑ	2103363100									
EUROXX SECURITIES S.A.				a		a	a	a		a
7, ΠΑΛΕΟΛΟΓΟΥ CHALANDRI	+30 2106879400	210-6879401								
7, ΠΑΛΑΙΟΛΟΓΟΥ CHALANDRI	(210)-6879400	(210)-6879401								
FREEDOM FINANCE EUROPE LTD				a	a					
, ΧΡΙΣΤΑΚΗ ΚΡΑΝΟΥ 20	035725257786									
G. A. PERVANAS SECURITIES- INVESTMENT SERVICES S.A.				a						
7-9, ΣΟΦΟΚΛΕΟΥΣ 7-9 ΑΘΗΝΑ	2103727200									
GLOBAL CAPITAL SECURITIES & FINANCIAL SERVICES LTD				a	a					
50, ΛΑΡΧΙΕΠΙΣΚΟΠΟΥ ΜΑΚΑΡΙΟΥ Γ50	0035722710710									
GREENPOST TRADING EUROPE LTD				a	a	a				
, ΚΙΜΩΝΟΣ 3, ACROPOLIS MANSIONS, 2ND FLOOR, FLAT/OFFICE 202	035722521389									
HELLENIC AMERICAN SECURITIES S.A.				a		a	a			a
27, ΑΝΔΡΕΑ ΠΑΠΑΝΔΡΕΟΥ 27 MAROUSI	2103311100									
HELLENIC BANK (INVESTMENTS) LTD					a					
, ΑΥΕ.ΚΥΡΙΑΚΟΥ MATSI 31 - PO BOX 24747 NICOSIA	+357 22500100	357 22500110								
HSBC CONTINENTAL EUROPE									a	
109-111, Λ.ΜΕΣΟΓΕΙΩΝ 109-111	2106960000									
INDEX SECURITIES S.A.				a						
6, ΔΡΑΓΑΤΣΑΝΙΟΥ 6 ΑΘΗΝΑ	2103213920									
J. CHR. MAVRIKIS SECURITIES S.A.				a						
5, ΣΟΦΟΚΛΕΟΥΣ 5 ΑΘΗΝΑ	2103216730									

Athex & ATHEXClear Members List

Member Name				Stock Market			Derivatives Market		ATHEXClear Member	
	Address	Phone	Fax	Market Member	Remote Member	Market Maker	Proprietary	Market Maker	General Clearing	Direct Clearing
KAPPA SECURITIES S.A.				a			a			
15, ΒΑΛΑΩΡΙΤΟΥ 15 ΑΘΗΝΑ	2103678600									
KARAMANOF SECURITIES & INVESTMENT SERVICES S.A.				a						
2, ΠΛ.ΑΓ.ΘΕΟΔΩΡΩΝ 2 ΑΘΗΝΑ	2103212947									
LAIKI FINANCIAL SERVICES LTD					a					
26, AVE. VYRONOS NICOSIA	357 22367367	357 22718567								
LEON DEPOLAS SECURITIES S.A.				a		a	a			
1, ΧΡΗΣΤΟΥ ΛΑΔΑ 1 ΑΘΗΝΑ	2103213276 -28									
MEGA EQUITY SECURITIES & FINANCIAL SERVICES PUBLIC LTD				a	a		a			
42-44, ΛΕΩΦ.ΓΡΙΒΑ ΔΙΓΕΝΗ 42-44	0035722711711									
MERIT SECURITIES S.A				a		a	a			a
5, ΣΟΦΟΚΛΕΟΥΣ 5 ΑΘΗΝΑ	2103671880									
MERRILL LYNCH INTERNATIONAL				a						
2, 2 KING EDWARD STREET LONDON	+44 20276281000									
N. CHRYSOCHOIDIS SECURITIES S.A.				a			a			a
7-9, ΣΟΦΟΚΛΕΟΥΣ 7-9 ΑΘΗΝΑ	2103213913									
NATIONAL BANK OF GREECE S.A.				a		a	a		a	
86, ΑΙΟΛΟΥ STR. ΑΘΗΝΑ	(210)-3341000	(210)-3228187								
68, ΑΚΑΔΙΜΙΑΣ STR. ΑΘΗΝΑ	(210)-3328817	(210)-3328678								
NATIONAL SECURITIES SINGLE MEMBER SA				a		a	a	a		
66, ΛΕΩΦΟΡΟΣ ΑΘΗΝΩΝ 128-132 & ΙΦΙΓΕΝΙΑΣ ΑΘΗΝΑ	2103328784									
NUNTIUS BROKERAGE AND INVESTMENT SERVICES S.A				a						
6, ΔΡΑΓΑΤΣΑΝΙΟΥ 6 ΑΘΗΝΑ	2103350599									
ONE PLUS CAPITAL LIMITED				a	a					
, 75 PRODROMOU AVENUE NICOSIA 1307	35722873760									
OPTIMA BANK S.A.				a		a	a	a	a	
, ΑΙΓΙΑΛΕΙΑΣ 32 & ΠΑΡΑΔΕΙΣΟΥ ΜΑΡΟΥΣΙ	210 8173000									
PANCRETA BANK S.A									a	
, ΙΚΑΡΟΥ 5	2810338746									
PANTELAKIS SECURITIES S.A.				a		a	a	a		
57, ΕΘΝΙΚΗΣ ΑΝΤΙΣΤΑΣΕΩΣ 57, ΚΤΙΠΙΟ Β CHALANDRI	2106965000									
PIRAEUS BANK S.A.				a			a		a	
, ΑΜΕΡΙΚΗΣ 4 ΑΘΗΝΑ	2103335000									
PIRAEUS SECURITIES S. A.				a		a	a	a		a
10, ΣΤΑΔΙΟΥ 10 ΑΘΗΝΑ	2103354100									
PROCHOICE SECURITIES LTD				a	a					
57, ΛΕΩΦ.ΣΠΥΡΟΥ ΚΥΠΡΙΑΝΟΥ 57, ΑΚΙΝΗΤΑ Φ	035724661192									
SHARELINK SECURITIES & FINANCIAL SERVICES LTD				a			a			
6, HOUSE-ΘΕΟΤΟΚΗ 6 ΜΕΓΑΡΟ ΕΛΜΗΝΑ	+357 22554200									
SOCIETE GENERALE S.A.				a	a		a			
, 17 COURS VALMY, CEDEX	+157290504									
SOLIDUS SECURITIES S.A				a			a			a
64, ΛΟΥΙΖΗΣ ΠΙΑΝΚΟΥΡ 64 ΑΘΗΝΑ	2106900600									
ST. EM. LAVRENTAKIS SECURITIES S.A.				a			a			
7-9, ΣΟΦΟΚΛΕΟΥΣ 7-9 ΑΘΗΝΑ	2103213336									
THE CYPRUS INVESTMENT & SECURITIES CORPORATION LTD				a	a					
154, 1 AG. PROKOPIΟΥ & POSIDONOS 1ST FLOOR	0035722121700									
UBS EUROPE SE				a	a					
, OPERNTURM, BOCKENHEIMER LANDSTRASSE 2-4	496921790									
UBS LIMITED					a					
1, FINSBURY AVENUE LONDON	+44 2075687135									

List of Stocks under Market Making operations

Securities	Market Maker	Start Market Making	Stock Category	Suspension Status
MLS MULTIMEDIA SA (CR)				
	PIRAEUS SECURITIES S. A.	01/08/2019		
ALPHA ETF FTSE Athex Large Cap			Exchange Traded Funds (ETFs)	
	ALPHA FINANCE INVESTMENT SERVICES SINGLE MEMBER SA	02/01/1900		
	NATIONAL SECURITIES SINGLE MEMBER SA	02/01/1900		
ADMIE (IPTO) HOLDING S.A. (CR)			Main Market	
	EUROBANK EQUITIES INVESTMENT FIRM SINGLE MEMBER SA	24/05/2021		
	HELLENIC AMERICAN SECURITIES S.A.	09/03/2020		
	PIRAEUS SECURITIES S. A.	29/06/2017		
AEGEAN AIRLINES (CR)			Main Market	
	EUROBANK EQUITIES INVESTMENT FIRM SINGLE MEMBER SA	22/09/2020		
ALPHA SERVICES HOLD (CR)			Main Market	
	ALPHA FINANCE INVESTMENT SERVICES SINGLE MEMBER SA	29/02/2016		
	EUROBANK EQUITIES INVESTMENT FIRM SINGLE MEMBER SA	22/10/2006		
	GREENPOST TRADING EUROPE LTD	12/06/2023		
	HELLENIC AMERICAN SECURITIES S.A.	25/07/2014		
	LEON DEPOLAS SECURITIES S.A.	04/01/2016		
	MERIT SECURITIES S.A	03/09/2012		
	NATIONAL SECURITIES SINGLE MEMBER SA	02/01/1900		
	PIRAEUS SECURITIES S. A.	28/05/2009		
ALPHA TRUST HOLDINGS (CR)			Main Market	
	EUROBANK EQUITIES INVESTMENT FIRM SINGLE MEMBER SA	06/02/2023		
	LEON DEPOLAS SECURITIES S.A.	04/01/2021		
ALUMIL (CR)			Main Market	
	PIRAEUS SECURITIES S. A.	31/07/2023		
ANDROMEDA SA (CR)			Main Market	
	BETA SECURITIES S.A.	15/02/2021		
	OPTIMA BANK S.A.	03/04/2023		
ATTICA BANK S.A. (CR)			Main Market	
	EUROXX SECURITIES S.A.	22/01/2016		
AUSTRIACARD (CB)			Main Market	
	BETA SECURITIES S.A.	23/03/2023		
	EUROBANK EQUITIES INVESTMENT FIRM SINGLE MEMBER SA	15/05/2023		
AUTOHELLAS SA (CR)			Main Market	
	ALPHA FINANCE INVESTMENT SERVICES SINGLE MEMBER SA	01/07/2019		
	EUROXX SECURITIES S.A.	02/07/2018		
AVAX S.A. (CR)			Main Market	
	EUROBANK EQUITIES INVESTMENT FIRM SINGLE MEMBER SA	14/12/2015		
	OPTIMA BANK S.A.	04/09/2023		
	PIRAEUS SECURITIES S. A.	01/02/2021		
AVE (CR)			Main Market	
	EUROXX SECURITIES S.A.	05/06/2020		
BRIQ PROPERTIES (CR)			Main Market	
	EUROBANK EQUITIES INVESTMENT FIRM SINGLE MEMBER SA	09/09/2019		
	LEON DEPOLAS SECURITIES S.A.	22/02/2021		
CC HBC AG (CR)			Main Market	
	BETA SECURITIES S.A.	08/03/2021		
	NATIONAL SECURITIES SINGLE MEMBER SA	02/01/1900		
	PIRAEUS SECURITIES S. A.	04/05/2015		
CENERGY HOLDINGS (CB)			Main Market	
	ALPHA FINANCE INVESTMENT SERVICES SINGLE MEMBER SA	02/01/2016		
	EUROBANK EQUITIES INVESTMENT FIRM SINGLE MEMBER SA	02/01/2016		
	OPTIMA BANK S.A.	14/03/2022		
	PANTELAKIS SECURITIES S.A.	27/12/2022		
CNL CAPITAL (CR)			Main Market	
	MERIT SECURITIES S.A	01/10/2018		
DIMAND (CR)			Main Market	
	ALPHA FINANCE INVESTMENT SERVICES SINGLE MEMBER SA	08/08/2022		
	EUROBANK EQUITIES INVESTMENT FIRM SINGLE MEMBER SA	08/08/2022		
	PANTELAKIS SECURITIES S.A.	15/05/2023		
EKTER SA (CR)			Main Market	
	BETA SECURITIES S.A.	26/09/2022		
	EUROBANK EQUITIES INVESTMENT FIRM SINGLE MEMBER SA	16/10/2017		
	LEON DEPOLAS SECURITIES S.A.	21/05/2018		
ELASTRON (CR)			Main Market	
	LEON DEPOLAS SECURITIES S.A.	20/02/2017		

List of Stocks under Market Making operations

Securities	Stock Category
Market Maker	Start Market Making
ELLAKTOR (CR)	Main Market
ALPHA FINANCE INVESTMENT SERVICES SINGLE MEMBER SA	18/03/2019
EUROBANK EQUITIES INVESTMENT FIRM SINGLE MEMBER SA	01/06/2012
EUROXX SECURITIES S.A.	24/09/2018
NATIONAL SECURITIES SINGLE MEMBER SA	02/01/1900
PIRAEUS SECURITIES S. A.	22/10/2018
ELTON SA (CR)	Main Market
EUROBANK EQUITIES INVESTMENT FIRM SINGLE MEMBER SA	28/11/2022
OPTIMA BANK S.A.	30/01/2023
ELVALHALCOR (CR)	Main Market
ALPHA FINANCE INVESTMENT SERVICES SINGLE MEMBER SA	07/05/2018
BETA SECURITIES S.A.	09/01/2023
EUROBANK EQUITIES INVESTMENT FIRM SINGLE MEMBER SA	07/05/2018
ENTERSOFT (CR)	Main Market
ALPHA FINANCE INVESTMENT SERVICES SINGLE MEMBER SA	23/03/2023
EUROBANK EQUITIES INVESTMENT FIRM SINGLE MEMBER SA	22/06/2020
EUROBANK HOLDINGS (CR)	Main Market
ALPHA FINANCE INVESTMENT SERVICES SINGLE MEMBER SA	09/01/2006
EUROBANK EQUITIES INVESTMENT FIRM SINGLE MEMBER SA	01/06/2012
GREENPOST TRADING EUROPE LTD	12/06/2023
HELLENIC AMERICAN SECURITIES S.A.	25/07/2014
LEON DEPOLAS SECURITIES S.A.	30/11/2018
MERIT SECURITIES S.A	06/11/2017
NATIONAL SECURITIES SINGLE MEMBER SA	02/01/1900
PIRAEUS SECURITIES S. A.	28/09/2009
EUROCONSULTANTS S.A. (CR)	Main Market
OPTIMA BANK S.A.	01/02/2023
EYDAP S.A. (CR)	Main Market
ALPHA FINANCE INVESTMENT SERVICES SINGLE MEMBER SA	27/01/2020
EUROBANK EQUITIES INVESTMENT FIRM SINGLE MEMBER SA	10/06/2019
FOURLIS (CR)	Main Market
EUROBANK EQUITIES INVESTMENT FIRM SINGLE MEMBER SA	01/12/2016
PIRAEUS SECURITIES S. A.	06/03/2017
GEK TERNA (CR)	Main Market
BETA SECURITIES S.A.	08/03/2021
EUROBANK EQUITIES INVESTMENT FIRM SINGLE MEMBER SA	24/05/2021
PIRAEUS SECURITIES S. A.	29/08/2019
GR. SARANTIS S.A. (CR)	Main Market
BETA SECURITIES S.A.	14/05/2012
EUROBANK EQUITIES INVESTMENT FIRM SINGLE MEMBER SA	24/10/2016
HELLENIC EXCHANGES-A.S.E. (CR)	Main Market
HELLENIC AMERICAN SECURITIES S.A.	01/09/2014
NATIONAL SECURITIES SINGLE MEMBER SA	02/01/1900
PIRAEUS SECURITIES S. A.	04/05/2015
HELLENIQ ENERGY (CR)	Main Market
ALPHA FINANCE INVESTMENT SERVICES SINGLE MEMBER SA	07/11/2023
EUROBANK EQUITIES INVESTMENT FIRM SINGLE MEMBER SA	01/11/2023
HELLENIC AMERICAN SECURITIES S.A.	14/09/2015
PIRAEUS SECURITIES S. A.	20/03/2017
IDEAL HOLDINGS (CR)	Main Market
EUROBANK EQUITIES INVESTMENT FIRM SINGLE MEMBER SA	07/06/2021
PIRAEUS SECURITIES S. A.	07/06/2021
INTERCONTINENTAL (CR)	Main Market
LEON DEPOLAS SECURITIES S.A.	03/06/2019
INTERLIFE G.C.I.(CR)	Main Market
BETA SECURITIES S.A.	24/10/2022
INTERWOOD-XYLEMPORIA (CR)	Main Market
EUROBANK EQUITIES INVESTMENT FIRM SINGLE MEMBER SA	05/07/2021
PANTELAKIS SECURITIES S.A.	01/07/2021
INTRAKAT (CR)	Main Market
BETA SECURITIES S.A.	04/10/2021
PANTELAKIS SECURITIES S.A.	10/10/2022
JUMBO SA (CR)	Main Market
BETA SECURITIES S.A.	01/02/2021
EUROBANK EQUITIES INVESTMENT FIRM SINGLE MEMBER SA	25/05/2020
GREENPOST TRADING EUROPE LTD	12/06/2023
MERIT SECURITIES S.A	06/11/2017
PIRAEUS SECURITIES S. A.	06/03/2017

List of Stocks under Market Making operations

Securities	Stock Category
Market Maker	Start Market Making
KLOUKINAS - LAPPAS SA (CR)	Main Market
OPTIMA BANK S.A.	02/01/2023
KRI-KRI S.A. (CR)	Main Market
EUROBANK EQUITIES INVESTMENT FIRM SINGLE MEMBER SA	07/05/2018
LEON DEPOLAS SECURITIES S.A.	16/01/2017
PIRAEUS SECURITIES S. A.	11/12/2023
LAMDA DEVELOPMENT SA (CR)	Main Market
EUROBANK EQUITIES INVESTMENT FIRM SINGLE MEMBER SA	08/12/2014
PANTELAKIS SECURITIES S.A.	06/11/2017
PIRAEUS SECURITIES S. A.	29/06/2017
LAMPASA HOTEL SA (CR)	Main Market
LEON DEPOLAS SECURITIES S.A.	16/01/2017
MOTODYNAMICS S.A. (CR)	Main Market
OPTIMA BANK S.A.	25/08/2023
MOTOR OIL (CR)	Main Market
BETA SECURITIES S.A.	08/03/2021
EUROBANK EQUITIES INVESTMENT FIRM SINGLE MEMBER SA	22/10/2006
GREENPOST TRADING EUROPE LTD	12/06/2023
LEON DEPOLAS SECURITIES S.A.	01/04/2019
MERIT SECURITIES S.A	25/02/2019
NATIONAL SECURITIES SINGLE MEMBER SA	02/01/1900
PIRAEUS SECURITIES S. A.	04/05/2015
MPLE KEDROS (CR)	Main Market
OPTIMA BANK S.A.	08/11/2023
OPTIMA BANK S.A.	16/10/2023
MYTILINEOS (CR)	Main Market
ALPHA FINANCE INVESTMENT SERVICES SINGLE MEMBER SA	15/04/2019
BETA SECURITIES S.A.	11/04/2022
EUROBANK EQUITIES INVESTMENT FIRM SINGLE MEMBER SA	20/09/2017
GREENPOST TRADING EUROPE LTD	12/06/2023
MERIT SECURITIES S.A	25/02/2019
NATIONAL SECURITIES SINGLE MEMBER SA	02/01/1900
PIRAEUS SECURITIES S. A.	04/05/2015
NATIONAL BANK (CR)	Main Market
ALPHA FINANCE INVESTMENT SERVICES SINGLE MEMBER SA	09/01/2006
EUROBANK EQUITIES INVESTMENT FIRM SINGLE MEMBER SA	22/10/2006
GREENPOST TRADING EUROPE LTD	12/06/2023
HELLENIC AMERICAN SECURITIES S.A.	25/07/2014
LEON DEPOLAS SECURITIES S.A.	20/05/2015
MERIT SECURITIES S.A	03/09/2012
NATIONAL SECURITIES SINGLE MEMBER SA	02/01/1900
PIRAEUS SECURITIES S. A.	08/09/2008
OPAP (CR)	Main Market
ALPHA FINANCE INVESTMENT SERVICES SINGLE MEMBER SA	09/01/2006
BETA SECURITIES S.A.	11/04/2022
EUROBANK EQUITIES INVESTMENT FIRM SINGLE MEMBER SA	22/10/2006
GREENPOST TRADING EUROPE LTD	12/06/2023
HELLENIC AMERICAN SECURITIES S.A.	25/07/2014
MERIT SECURITIES S.A	20/03/2017
NATIONAL SECURITIES SINGLE MEMBER SA	02/01/1900
PIRAEUS SECURITIES S. A.	04/05/2015
OPTIMA BANK (CR)	Main Market
ALPHA FINANCE INVESTMENT SERVICES SINGLE MEMBER SA	12/12/2023
EUROBANK EQUITIES INVESTMENT FIRM SINGLE MEMBER SA	11/12/2023
OPTIMA BANK S.A.	06/11/2023
ORILINA PROPERTIES REIC (CR)	Main Market
EUROBANK EQUITIES INVESTMENT FIRM SINGLE MEMBER SA	11/12/2023
LEON DEPOLAS SECURITIES S.A.	11/12/2023
OTE (CR)	Main Market
ALPHA FINANCE INVESTMENT SERVICES SINGLE MEMBER SA	09/01/2006
BETA SECURITIES S.A.	11/04/2022
EUROBANK EQUITIES INVESTMENT FIRM SINGLE MEMBER SA	22/10/2006
GREENPOST TRADING EUROPE LTD	12/06/2023
HELLENIC AMERICAN SECURITIES S.A.	25/07/2014
LEON DEPOLAS SECURITIES S.A.	20/04/2015
MERIT SECURITIES S.A	20/03/2017
NATIONAL SECURITIES SINGLE MEMBER SA	02/01/1900
PIRAEUS SECURITIES S. A.	08/09/2008

List of Stocks under Market Making operations

Securities	Stock Category
Market Maker	Start Market Making
P.P.A. S.A. (CR)	Main Market
EUROBANK EQUITIES INVESTMENT FIRM SINGLE MEMBER SA	06/02/2019
PAPOUTSANIS (CR)	Main Market
ALPHA FINANCE INVESTMENT SERVICES SINGLE MEMBER SA	19/11/2018
BETA SECURITIES S.A.	25/11/2013
PETROPOULOS PETROS (CR)	Main Market
EUROBANK EQUITIES INVESTMENT FIRM SINGLE MEMBER SA	01/04/2019
PANTELAKIS SECURITIES S.A.	16/03/2020
PIRAEUS FINANCIAL HOLD (CR)	Main Market
ALPHA FINANCE INVESTMENT SERVICES SINGLE MEMBER SA	15/04/2019
EUROBANK EQUITIES INVESTMENT FIRM SINGLE MEMBER SA	22/10/2006
EUROXX SECURITIES S.A.	15/02/2016
GREENPOST TRADING EUROPE LTD	12/06/2023
HELLENIC AMERICAN SECURITIES S.A.	25/07/2014
LEON DEPOLAS SECURITIES S.A.	30/11/2018
MERIT SECURITIES S.A.	16/09/2013
NATIONAL SECURITIES SINGLE MEMBER SA	02/01/1900
PIRAEUS SECURITIES S. A.	16/02/2009
PPC (CR)	Main Market
ALPHA FINANCE INVESTMENT SERVICES SINGLE MEMBER SA	09/01/2006
BETA SECURITIES S.A.	01/02/2021
EUROBANK EQUITIES INVESTMENT FIRM SINGLE MEMBER SA	22/10/2006
GREENPOST TRADING EUROPE LTD	12/06/2023
HELLENIC AMERICAN SECURITIES S.A.	01/09/2014
MERIT SECURITIES S.A.	06/11/2017
NATIONAL SECURITIES SINGLE MEMBER SA	02/01/1900
PIRAEUS SECURITIES S. A.	28/09/2009
PREMA (CR)	Main Market
BETA SECURITIES S.A.	01/06/2021
LEON DEPOLAS SECURITIES S.A.	05/12/2022
PANTELAKIS SECURITIES S.A.	23/12/2021
PROFILE SA (CR)	Main Market
OPTIMA BANK S.A.	03/04/2023
PANTELAKIS SECURITIES S.A.	01/07/2019
QUALITY & RELIABILITY SA (CR)	Main Market
OPTIMA BANK S.A.	03/01/2023
QUEST HOLDINGS (CR)	Main Market
BETA SECURITIES S.A.	26/03/2018
EUROBANK EQUITIES INVESTMENT FIRM SINGLE MEMBER SA	28/01/2019
REVOIL (CR)	Main Market
BETA SECURITIES S.A.	26/06/2023
SIDMA STEEL (CR)	Main Market
OPTIMA BANK S.A.	25/05/2023
SPACE HELLAS SA (CR)	Main Market
MERIT SECURITIES S.A.	09/12/2022
TECHNICAL OLYMPIC SA (CR)	Main Market
OPTIMA BANK S.A.	05/07/2023
TERNA ENERGY (CR)	Main Market
EUROBANK EQUITIES INVESTMENT FIRM SINGLE MEMBER SA	24/05/2021
PIRAEUS SECURITIES S. A.	09/12/2019
THRACE PLASTICS SA (CR)	Main Market
ALPHA FINANCE INVESTMENT SERVICES SINGLE MEMBER SA	26/03/2018
EUROBANK EQUITIES INVESTMENT FIRM SINGLE MEMBER SA	26/03/2018
TITAN CEMENT (CB)	Main Market
BETA SECURITIES S.A.	01/02/2021
EUROBANK EQUITIES INVESTMENT FIRM SINGLE MEMBER SA	06/11/2019
PIRAEUS SECURITIES S. A.	18/01/2021
TRADE ESTATES REIC (CR)	Main Market
EUROBANK EQUITIES INVESTMENT FIRM SINGLE MEMBER SA	08/11/2023
EUROBANK EQUITIES INVESTMENT FIRM SINGLE MEMBER SA	10/11/2023
PANTELAKIS SECURITIES S.A.	08/11/2023
PANTELAKIS SECURITIES S.A.	10/11/2023
TZIRAKIAN PROFIL (CR)	Main Market
LEON DEPOLAS SECURITIES S.A.	19/07/2021
VIOHALCO SA/NV (CB)	Main Market
ALPHA FINANCE INVESTMENT SERVICES SINGLE MEMBER SA	11/03/2008
EUROBANK EQUITIES INVESTMENT FIRM SINGLE MEMBER SA	04/03/2014
MERIT SECURITIES S.A.	17/03/2014

Underlying Asset				Derivatives Market													
Price max	Price min	Closing price	change	Delivery Month	Open price	Price max	Price min	Last price	Closing price	Last Bid	Last Ask	Fixing price*	Life high	Life low	Trades	Volume	Open Interest
FTSE/Athex Large Cap (Trade Unit: 1 Index Point x 2E, Cash Settlement)																	
3,134.76	3,100.99	3,122.79	0.67%	January 2024	3,121.50	3,147.50	3,114.50	3,131.00	3,131.00	---	---	---	3,174.50	---	81	340	3,373
				February 2024	---	---	---	---	3,117.00	---	---	---	3,169.00	---	---	---	215
				March 2024	---	---	---	---	3,115.25	---	---	---	---	---	---	---	---
				June 2024	---	---	---	---	3,132.25	---	---	---	---	---	---	---	---
				September 2024	---	---	---	---	3,148.00	---	---	---	---	---	---	---	---
				December 2024	---	---	---	---	3,163.50	---	---	---	---	---	---	---	---
FTSE/Athex Banks (Trade Unit: 1 Index Point x 15E, Cash Settlement)																	
1,072.58	1,049.60	1,061.62	1.15%	March 2024	---	---	---	---	1,081.50	---	---	---	1,104.50	---	---	---	1,347
				June 2024	---	---	---	---	1,059.75	---	---	---	---	---	---	---	---
				September 2024	---	---	---	---	1,065.25	---	---	---	---	---	---	---	---
				December 2024	---	---	---	---	1,070.50	---	---	---	---	---	---	---	---
MSCI GREECE REBASED (Trade Unit: 1 Index Point x 2E, Cash Settlement)																	
5,007.49	4,948.49	4,984.69	0.73%	January 2024	---	---	---	---	4,917.50	---	---	---	5,079.00	---	---	---	83
				February 2024	---	---	---	---	4,962.25	---	---	---	---	---	---	---	---
				March 2024	---	---	---	---	4,970.00	---	---	---	---	---	---	---	---
				April 2024	---	---	---	---	4,979.50	---	---	---	---	---	---	---	---
				May 2024	---	---	---	---	4,987.25	---	---	---	---	---	---	---	---
				June 2024	---	---	---	---	4,997.00	---	---	---	---	---	---	---	---
				September 2024	---	---	---	---	5,022.00	---	---	---	---	---	---	---	---
				December 2024	---	---	---	---	5,047.00	---	---	---	---	---	---	---	---

Derivatives notes

Fixing prices and final open positions can be retrieved from the following path <http://www.helex.gr/el/web/guest/statistics-end-of-day-derivatives>

Underlying Asset				Derivatives Market													
Price max	Price min	Closing price	change	Delivery Month	Open price	Price max	Price min	Last price	Closing price	Last Bid	Last Ask	Fixing price*	Life high	Life low	Trades	Volume	Open Interest
ADMIE (IPTO) HOLDING S.A. (CR)				(Contract Size: 100 Securities, Physical Delivery)													
2.22	2.17	2.22	1.83%	March 2024	2.21	2.29	2.21	2.23	2.23	---	---	---	2.35	---	16	109	23,223
				June 2024	---	---	---	---	2.20	---	---	---	---	---	---	---	---
				September 2024	---	---	---	---	2.21	---	---	---	---	---	---	---	---
				December 2024	---	---	---	---	2.22	---	---	---	---	---	---	---	---
AEGEAN AIRLINES (CR)				(Contract Size: 100 Securities, Physical Delivery)													
11.4	11.08	11.34	1.43%	March 2024	11.41	11.62	11.30	11.35	11.35	---	---	---	12.14	---	14	57	7,153
				June 2024	---	---	---	---	11.29	---	---	---	---	---	---	---	---
				September 2024	---	---	---	---	11.35	---	---	---	---	---	---	---	---
				December 2024	---	---	---	---	11.40	---	---	---	---	---	---	---	---
ALPHA SERVICES HOLD (CR)				(Contract Size: 100 Securities, Physical Delivery)													
1.547	1.4875	1.539	3.22%	March 2024	1.52	1.57	1.52	1.56	1.56	---	---	---	1.61	---	149	6,871	156,185
				June 2024	---	---	---	---	1.48	---	---	---	1.47	---	---	---	---
				September 2024	---	---	---	---	1.51	---	---	---	---	---	---	---	---
				December 2024	---	---	---	---	1.52	---	---	---	---	---	---	---	---
AUTOHELLAS SA (CR)				(Contract Size: 100 Securities, Physical Delivery)													
13.24	12.78	12.78	-0.16%	March 2024	---	---	---	---	12.75	---	---	---	13.46	---	---	---	241
				June 2024	---	---	---	---	12.93	---	---	---	---	---	---	---	---
				September 2024	---	---	---	---	12.99	---	---	---	---	---	---	---	---
				December 2024	---	---	---	---	13.05	---	---	---	---	---	---	---	---
AVAX S.A. (CR)				(Contract Size: 100 Securities, Physical Delivery)													
1.86	1.77	1.86	4.97%	March 2024	1.89	1.91	1.87	1.91	1.91	---	---	---	1.96	---	5	15	1,003
				June 2024	---	---	---	---	1.79	---	---	---	---	---	---	---	---
				September 2024	---	---	---	---	1.80	---	---	---	---	---	---	---	---
				December 2024	---	---	---	---	1.81	---	---	---	---	---	---	---	---
CC HBC AG (CR)				(Contract Size: 100 Securities, Physical Delivery)													
26.64	26.15	26.42	0.65%	March 2024	26.72	26.79	26.72	26.75	26.75	---	---	---	27.24	---	4	4	282
				June 2024	---	---	---	---	26.51	---	---	---	---	---	---	---	---
				September 2024	---	---	---	---	26.64	---	---	---	---	---	---	---	---
				December 2024	---	---	---	---	26.77	---	---	---	---	---	---	---	---
CENERGY HOLDINGS (CB)				(Contract Size: 100 Securities, Physical Delivery)													
7.16	7.05	7.16	1.13%	March 2024	7.16	7.20	7.16	7.20	7.20	---	---	---	7.20	---	6	15	5,045
				June 2024	---	---	---	---	7.15	---	---	---	---	---	---	---	---
				September 2024	---	---	---	---	7.19	---	---	---	---	---	---	---	---
				December 2024	---	---	---	---	7.22	---	---	---	---	---	---	---	---

Derivatives notes

Fixing prices and final open positions can be retrieved from the following path <http://www.helex.gr/el/web/guest/statistics-end-of-day-derivatives>

Underlying Asset				Derivatives Market													
Price max	Price min	Closing price	change	Delivery Month	Open price	Price max	Price min	Last price	Closing price	Last Bid	Last Ask	Fixing price*	Life high	Life low	Trades	Volume	Open Interest
ELLAKTOR (CR)				(Contract Size: 100 Securities, Physical Delivery)													
2.57	2.5	2.55	2.00%	March 2024	2.60	2.60	2.60	2.60	2.60	---	---	---	2.66	---	2	10	879
				June 2024	---	---	---	---	2.52	---	---	---	---	---	---	---	---
				September 2024	---	---	---	---	2.54	---	---	---	---	---	---	---	---
				December 2024	---	---	---	---	2.55	---	---	---	---	---	---	---	---
ELVALHALCOR (CR)				(Contract Size: 100 Securities, Physical Delivery)													
1.872	1.83	1.85	-0.11%	March 2024	1.89	1.92	1.87	1.90	1.90	---	---	---	1.99	---	10	26	1,444
				June 2024	---	---	---	---	1.87	---	---	---	---	---	---	---	---
				September 2024	---	---	---	---	1.88	---	---	---	---	---	---	---	---
				December 2024	---	---	---	---	1.89	---	---	---	---	---	---	---	---
EUROBANK HOLDINGS (CR)				(Contract Size: 100 Securities, Physical Delivery)													
1.6205	1.5955	1.61	0.59%	March 2024	1.64	1.66	1.63	1.64	1.64	---	---	---	1.71	---	60	777	23,802
				June 2024	---	---	---	---	1.62	---	---	---	---	---	---	---	---
				September 2024	---	---	---	---	1.62	---	---	---	---	---	---	---	---
				December 2024	---	---	---	---	1.63	---	---	---	---	---	---	---	---
EYDAP S.A. (CR)				(Contract Size: 100 Securities, Physical Delivery)													
6.09	5.96	6.09	1.67%	March 2024	6.14	6.14	6.09	6.13	6.13	---	---	---	6.35	---	8	37	2,856
				June 2024	---	---	---	---	6.05	---	---	---	---	---	---	---	---
				September 2024	---	---	---	---	6.08	---	---	---	---	---	---	---	---
				December 2024	---	---	---	---	6.11	---	---	---	---	---	---	---	---
FOURLIS (CR)				(Contract Size: 100 Securities, Physical Delivery)													
4.095	3.985	4	-0.50%	March 2024	4.08	4.09	4.07	4.07	4.07	---	---	---	4.20	---	5	11	960
				June 2024	---	---	---	---	4.06	---	---	---	---	---	---	---	---
				September 2024	---	---	---	---	4.08	---	---	---	---	---	---	---	---
				December 2024	---	---	---	---	4.10	---	---	---	---	---	---	---	---
GEK TERNA (CR)				(Contract Size: 100 Securities, Physical Delivery)													
13.3	13.06	13.16	0.15%	March 2024	13.34	13.37	13.33	13.33	13.33	---	---	---	13.45	---	6	22	6,349
				June 2024	---	---	---	---	13.27	---	---	---	---	---	---	---	---
				September 2024	---	---	---	---	13.33	---	---	---	---	---	---	---	---
				December 2024	---	---	---	---	13.40	---	---	---	---	---	---	---	---
HELLENIC EXCHANGES-A.S.E. (CR)				(Contract Size: 100 Securities, Physical Delivery)													
5.3	5.21	5.3	0.95%	March 2024	5.30	5.38	5.28	5.28	5.28	---	---	---	5.62	---	31	119	9,129
				June 2024	---	---	---	---	5.30	---	---	---	---	---	---	---	---
				September 2024	---	---	---	---	5.33	---	---	---	---	---	---	---	---
				December 2024	---	---	---	---	5.35	---	---	---	---	---	---	---	---

Derivatives notes

Fixing prices and final open positions can be retrieved from the following path <http://www.helex.gr/el/web/guest/statistics-end-of-day-derivatives>

Underlying Asset				Derivatives Market													
Price max	Price min	Closing price	change	Delivery Month	Open price	Price max	Price min	Last price	Closing price	Last Bid	Last Ask	Fixing price*	Life high	Life low	Trades	Volume	Open Interest
HELLENiQ ENERGY (CR)				(Contract Size: 100 Securities, Physical Delivery)													
7.36	7.27	7.28	0.27%	March 2024	7.13	7.20	7.12	7.12	7.12	---	---	---	7.88	---	26	72	5,674
				June 2024	---	---	---	---	7.33	---	---	---	---	---	---	---	---
				September 2024	---	---	---	---	7.37	---	---	---	---	---	---	---	---
				December 2024	---	---	---	---	7.40	---	---	---	---	---	---	---	---
INTRACOM HOLDINGS (CR)				(Contract Size: 100 Securities, Physical Delivery)													
3.51	3.405	3.405	-0.73%	March 2024	3.49	3.57	3.47	3.47	3.47	---	---	---	3.57	---	57	223	6,274
				June 2024	---	---	---	---	3.46	---	---	---	---	---	---	---	---
				September 2024	---	---	---	---	3.48	---	---	---	---	---	---	---	---
				December 2024	---	---	---	---	3.50	---	---	---	---	---	---	---	---
INTRAKAT (CR)				(Contract Size: 100 Securities, Physical Delivery)													
4.575	4.46	4.57	1.56%	March 2024	4.45	4.59	4.45	4.57	4.57	---	---	---	4.59	---	37	322	8,299
				June 2024	---	---	---	---	4.54	---	---	---	---	---	---	---	---
				September 2024	---	---	---	---	4.57	---	---	---	---	---	---	---	---
				December 2024	---	---	---	---	4.59	---	---	---	---	---	---	---	---
JUMBO SA (CR)				(Contract Size: 100 Securities, Physical Delivery)													
25.24	24.66	25.12	0.88%	March 2024	25.20	25.48	25.20	25.48	25.48	---	---	---	26.56	---	4	5	1,047
				June 2024	---	---	---	---	25.14	---	---	---	---	---	---	---	---
				September 2024	---	---	---	---	25.27	---	---	---	---	---	---	---	---
				December 2024	---	---	---	---	25.40	---	---	---	---	---	---	---	---
LAMDA DEVELOPMENT SA (CR)				(Contract Size: 100 Securities, Physical Delivery)													
6.85	6.68	6.76	1.20%	March 2024	6.83	7.00	6.80	7.00	7.00	---	---	---	7.13	---	18	109	5,822
				June 2024	---	---	---	---	6.75	---	---	---	---	---	---	---	---
				September 2024	---	---	---	---	6.78	---	---	---	---	---	---	---	---
				December 2024	---	---	---	---	6.81	---	---	---	---	---	---	---	---
MIG (CR)				(Contract Size: 100 Securities, Physical Delivery)													
4.785	4.69	4.77	-0.93%	March 2024	---	---	---	---	4.83	---	---	---	5.30	---	---	---	71
				June 2024	---	---	---	---	4.86	---	---	---	---	---	---	---	---
				September 2024	---	---	---	---	4.89	---	---	---	---	---	---	---	---
				December 2024	---	---	---	---	4.91	---	---	---	---	---	---	---	---
MOTOR OIL (CR)				(Contract Size: 100 Securities, Physical Delivery)													
24	23.76	23.76	-1.16%	March 2024	24.06	24.06	23.93	23.93	23.93	---	---	---	25.04	---	2	2	628
				June 2024	---	---	---	---	24.28	---	---	---	---	---	---	---	---
				September 2024	---	---	---	---	24.40	---	---	---	---	---	---	---	---
				December 2024	---	---	---	---	24.52	---	---	---	---	---	---	---	---

Derivatives notes

Fixing prices and final open positions can be retrieved from the following path <http://www.helex.gr/el/web/guest/statistics-end-of-day-derivatives>

Underlying Asset				Derivatives Market													
Price max	Price min	Closing price	change	Delivery Month	Open price	Price max	Price min	Last price	Closing price	Last Bid	Last Ask	Fixing price*	Life high	Life low	Trades	Volume	Open Interest
MYTILINEOS (CR)				(Contract Size: 100 Securities, Physical Delivery)													
36.76	36.34	36.7	0.11%	March 2024	37.25	37.31	37.02	37.02	37.02	---	---	---	38.20	---	46	137	3,099
				June 2024	---	---	---	---	37.02	---	---	---	---	---	---	---	---
				September 2024	---	---	---	---	37.20	---	---	---	---	---	---	---	---
				December 2024	---	---	---	---	37.39	---	---	---	---	---	---	---	---
NATIONAL BANK (CR)				(Contract Size: 100 Securities, Physical Delivery)													
6.4	6.23	6.29	0.80%	March 2024	6.30	6.48	6.30	6.38	6.38	---	---	---	6.60	---	185	1,092	16,404
				June 2024	---	---	---	---	6.30	---	---	---	---	---	---	---	---
				September 2024	---	---	---	---	6.33	---	---	---	---	---	---	---	---
				December 2024	---	---	---	---	6.36	---	---	---	---	---	---	---	---
OPAP (CR)				(Contract Size: 100 Securities, Physical Delivery)													
15.4	15.27	15.37	0.33%	March 2024	15.56	15.56	15.56	15.56	15.56	---	---	---	15.60	---	1	5	1,385
				June 2024	---	---	---	---	15.47	---	---	---	---	---	---	---	---
				September 2024	---	---	---	---	15.55	---	---	---	---	---	---	---	---
				December 2024	---	---	---	---	15.62	---	---	---	---	---	---	---	---
OPTIMA BANK (CR)				(Contract Size: 100 Securities, Physical Delivery)													
7.8	7.7	7.8	1.30%	March 2024	---	---	---	---	7.51	---	---	---	7.78	---	---	---	40
				June 2024	---	---	---	---	7.78	---	---	---	---	---	---	---	---
				September 2024	---	---	---	---	7.81	---	---	---	---	---	---	---	---
				December 2024	---	---	---	---	7.85	---	---	---	---	---	---	---	---
OTE (CR)				(Contract Size: 100 Securities, Physical Delivery)													
12.9	12.71	12.9	1.49%	March 2024	13.01	13.26	13.00	13.01	13.01	---	---	---	13.69	---	21	56	7,615
				June 2024	---	---	---	---	12.83	---	---	---	---	---	---	---	---
				September 2024	---	---	---	---	12.90	---	---	---	---	---	---	---	---
				December 2024	---	---	---	---	12.96	---	---	---	---	---	---	---	---
P.P.A. S.A. (CR)				(Contract Size: 100 Securities, Physical Delivery)													
23.6	23.1	23.2	0.00%	March 2024	---	---	---	---	23.20	---	---	---	24.25	---	---	---	141
				June 2024	---	---	---	---	23.43	---	---	---	---	---	---	---	---
				September 2024	---	---	---	---	23.54	---	---	---	---	---	---	---	---
				December 2024	---	---	---	---	23.66	---	---	---	---	---	---	---	---
PIRAEUS FINANCIAL HOLD (CR)				(Contract Size: 100 Securities, Physical Delivery)													
3.244	3.186	3.2	-0.06%	March 2024	3.28	3.29	3.24	3.27	3.27	---	---	---	3.38	---	262	4,193	75,428
				June 2024	---	---	---	---	3.23	---	---	---	---	---	---	---	---
				September 2024	---	---	---	---	3.25	---	---	---	---	---	---	---	---
				December 2024	---	---	---	---	3.27	---	---	---	---	---	---	---	---

Derivatives notes

Fixing prices and final open positions can be retrieved from the following path <http://www.helex.gr/el/web/guest/statistics-end-of-day-derivatives>

Underlying Asset				Derivatives Market													
Price max	Price min	Closing price	change	Delivery Month	Open price	Price max	Price min	Last price	Closing price	Last Bid	Last Ask	Fixing price*	Life high	Life low	Trades	Volume	Open Interest
PPC (CR)				(Contract Size: 100 Securities, Physical Delivery)													
11.24	11.13	11.16	-0.18%	March 2024	11.41	11.50	11.25	11.25	11.25	---	---	---	11.62	---	143	1,105	26,527
				June 2024	---	---	---	---	11.29	---	---	---	---	---	---	---	---
				September 2024	---	---	---	---	11.35	---	---	---	---	---	---	---	---
				December 2024	---	---	---	---	11.40	---	---	---	---	---	---	---	---
QUEST HOLDINGS (CR)				(Contract Size: 100 Securities, Physical Delivery)													
5.62	5.49	5.62	1.44%	March 2024	---	---	---	---	5.53	---	---	---	5.67	---	---	---	51
				June 2024	---	---	---	---	5.59	---	---	---	---	---	---	---	---
				September 2024	---	---	---	---	5.62	---	---	---	---	---	---	---	---
				December 2024	---	---	---	---	5.65	---	---	---	---	---	---	---	---
TERNA ENERGY (CR)				(Contract Size: 100 Securities, Physical Delivery)													
15.91	15.77	15.9	0.38%	March 2024	16.00	16.12	15.93	16.04	16.04	---	---	---	16.29	---	33	359	15,153
				June 2024	---	---	---	---	15.99	---	---	---	---	---	---	---	---
				September 2024	---	---	---	---	16.07	---	---	---	---	---	---	---	---
				December 2024	---	---	---	---	16.16	---	---	---	---	---	---	---	---
TITAN CEMENT (CB)				(Contract Size: 100 Securities, Physical Delivery)													
21.65	21.45	21.45	-0.23%	March 2024	---	---	---	---	21.79	---	---	---	22.15	---	---	---	563
				June 2024	---	---	---	---	21.71	---	---	---	---	---	---	---	---
				September 2024	---	---	---	---	21.82	---	---	---	---	---	---	---	---
				December 2024	---	---	---	---	21.93	---	---	---	---	---	---	---	---
VIOHALCO SA/NV (CB)				(Contract Size: 100 Securities, Physical Delivery)													
5.3	5.22	5.26	0.57%	March 2024	5.37	5.39	5.37	5.38	5.38	---	---	---	5.67	---	8	19	4,239
				June 2024	---	---	---	---	5.28	---	---	---	---	---	---	---	---
				September 2024	---	---	---	---	5.31	---	---	---	---	---	---	---	---
				December 2024	---	---	---	---	5.33	---	---	---	---	---	---	---	---

Derivatives notes

Fixing prices and final open positions can be retrieved from the following path <http://www.helex.gr/el/web/guest/statistics-end-of-day-derivatives>

FTSE/Athex Large Cap

(Trade Unit: 1 Index Point x 2€ - Exercise Style: European, Cash Settlement)

Exercise Price	Call Options														Put Options																		
	January 2024							February 2024							Other Months		January 2024							February 2024							Other Months		Exercise Price
	Open price	Price max	Price min	Last price	Closing price	Volume	Open Interest	Open price	Price max	Price min	Last price	Closing price	Volume	Open Interest	Volume	Open Interest	Open price	Price max	Price min	Last price	Closing price	Volume	Open Interest	Open price	Price max	Price min	Last price	Closing price	Volume	Open Interest	Volume	Open Interest	
2,200	-	-	-	-	-	-	-	-	-	-	-	-	-	-	-	-	-	-	-	-	-	-	-	-	-	-	-	-	-	-	-	-	
2,250	-	-	-	-	-	-	-	-	-	-	-	-	-	-	-	-	-	-	-	-	-	-	-	-	-	-	-	-	-	-	-	-	2,250
2,300	-	-	-	-	-	-	-	-	-	-	-	-	-	-	-	-	-	-	-	-	-	-	-	-	-	-	-	-	-	-	-	-	2,300
2,350	-	-	-	-	-	-	-	-	-	-	-	-	-	-	-	-	-	-	-	-	-	-	-	-	-	-	-	-	-	-	-	-	2,350
2,400	-	-	-	-	-	-	-	-	-	-	-	-	-	-	-	-	-	-	-	-	-	-	-	-	-	-	-	-	-	-	-	-	2,400
2,450	-	-	-	-	-	-	-	-	-	-	-	-	-	-	-	-	-	-	-	-	-	-	-	-	-	-	-	-	-	-	-	-	2,450
2,500	-	-	-	-	-	-	-	-	-	-	-	-	-	-	-	-	-	-	-	-	-	-	-	-	-	-	-	-	-	-	-	-	2,500
2,550	-	-	-	-	-	-	-	-	-	-	-	-	-	-	-	-	-	-	-	-	-	-	-	-	-	-	-	-	-	-	-	-	2,550
2,600	-	-	-	-	-	-	-	-	-	-	-	-	-	-	-	-	-	-	-	-	-	-	-	-	-	-	-	-	-	-	-	-	2,600
2,650	0.00	0.00	0.00	-	464.00	-	-	-	-	-	-	-	-	-	-	-	0.00	0.00	0.00	-	0.01	-	-	-	-	-	-	-	-	-	-	-	2,650
2,700	0.00	0.00	0.00	-	414.00	-	-	-	-	-	-	-	-	-	-	-	0.00	0.00	0.00	-	0.06	-	-	-	-	-	-	-	-	-	-	-	2,700
2,750	0.00	0.00	0.00	-	364.00	-	-	-	-	-	-	-	-	-	-	-	0.00	0.00	0.00	-	0.21	-	-	-	-	-	-	-	-	-	-	-	2,750
2,800	0.00	0.00	0.00	-	315.00	-	-	0.00	0.00	0.00	-	324.00	-	-	-	0.00	0.00	0.00	-	0.66	-	-	0.00	0.00	0.00	-	7.90	-	-	-	-	2,800	
2,850	0.00	0.00	0.00	-	266.00	-	-	0.00	0.00	0.00	-	279.00	-	-	-	0.00	0.00	0.00	-	1.80	-	-	0.00	0.00	0.00	-	13.00	-	-	-	-	2,850	
2,900	0.00	0.00	0.00	-	218.00	-	-	0.00	0.00	0.00	-	237.00	-	-	-	0.00	0.00	0.00	-	4.40	-	-	0.00	0.00	0.00	-	20.75	-	-	-	-	2,900	
2,950	0.00	0.00	0.00	-	173.00	-	-	0.00	0.00	0.00	-	198.00	-	-	-	0.00	0.00	0.00	-	9.40	-	-	0.00	0.00	0.00	-	31.25	-	-	-	-	2,950	
3,000	0.00	0.00	0.00	-	132.00	-	42	0.00	0.00	0.00	-	162.00	-	-	-	0.00	0.00	0.00	-	18.25	-	45	0.00	0.00	0.00	-	45.25	-	-	-	-	3,000	
3,050	0.00	0.00	0.00	-	96.50	-	70	0.00	0.00	0.00	-	130.00	-	60	32.00	0.00	29.50	29.50	29.50	5	20	63.00	67.00	53.00	67.00	67.00	7	1	-	-	-	3,050	
3,100	0.00	0.00	0.00	-	67.00	-	3	0.00	0.00	0.00	-	102.00	-	21	40.00	0.00	40.00	40.00	40.00	1	43	0.00	0.00	0.00	-	85.50	-	21	-	-	-	3,100	
3,150	0.00	0.00	0.00	-	43.75	-	44	0.00	0.00	0.00	-	79.00	-	-	0.00	0.00	0.00	-	79.50	-	40	0.00	0.00	0.00	-	112.00	-	60	-	-	-	3,150	
3,200	29.00	29.00	29.00	29.00	29.00	50	41	0.00	0.00	0.00	-	59.50	-	-	0.00	29.00	0.00	-	113.00	-	120	0.00	0.00	0.00	-	142.00	-	80	-	-	-	3,200	
3,250	0.00	0.00	0.00	-	15.75	-	-	0.00	0.00	0.00	-	43.75	-	-	0.00	0.00	0.00	-	151.00	-	-	0.00	0.00	0.00	-	176.00	-	-	-	-	-	3,250	
3,300	0.00	0.00	0.00	-	8.50	-	-	0.00	0.00	0.00	-	31.50	-	-	0.00	0.00	0.00	-	194.00	-	-	0.00	0.00	0.00	-	214.00	-	-	-	-	-	3,300	
3,350	0.00	0.00	0.00	-	4.30	-	-	0.00	0.00	0.00	-	22.25	-	-	0.00	0.00	0.00	-	240.00	-	-	0.00	0.00	0.00	-	255.00	-	-	-	-	-	3,350	
3,400	0.00	0.00	0.00	-	2.10	-	-	0.00	0.00	0.00	-	15.25	-	-	0.00	0.00	0.00	-	287.00	-	-	0.00	0.00	0.00	-	298.00	-	-	-	-	-	3,400	
3,450	-	-	-	-	-	-	-	-	-	-	-	-	-	-	-	-	-	-	-	-	-	-	-	-	-	-	-	-	-	-	-	-	3,450
3,500	-	-	-	-	-	-	-	-	-	-	-	-	-	-	-	-	-	-	-	-	-	-	-	-	-	-	-	-	-	-	-	-	3,500
Totals:						50	200						0	81	0	0							6	268						7	162	0	0
Number of Trades:							3						0	0									3						4			0	

ALPHA SERVICES HOLD (CR)

(Contract Size: 100 Securities, Exercise Style: American, Physical Delivery)

Call Options															Put Options															
January 2024															February 2024										Other Months					
Exercise Price	Open price	Price max	Price min	Last price	Closing price	Volume	Open Interest	Open price	Price max	Price min	Last price	Closing price	Volume	Open Interest	Volume	Open Interest	Open price	Price max	Price min	Last price	Closing price	Volume	Open Interest	Volume	Open Interest	Exercise Price				
0.800						-	-										-	-									0.008			
0.850						-	-										-	-									0.009			
0.900	0.000	0.000	0.000		0.591	-	-										0.000	0.000	0.000		0.001	-	-				0.009			
0.950	0.000	0.000	0.000		0.541	-	-										0.000	0.000	0.000		0.001	-	-				0.010			
1.000	0.000	0.000	0.000		0.491	-	-	0.000	0.000	0.000		0.493	-	-			0.000	0.000	0.000		0.001	-	-	0.000	0.000	0.000	0.001	-	-	0.010
1.100	0.000	0.000	0.000		0.391	-	-	0.000	0.000	0.000		0.393	-	-			0.000	0.000	0.000		0.001	-	-	0.000	0.000	0.000	0.001	-	-	0.011
1.200	0.000	0.000	0.000		0.292	-	-	0.000	0.000	0.000		0.296	-	-			0.000	0.000	0.000		0.001	-	-	0.000	0.000	0.000	0.002	-	-	0.012
1.300	0.000	0.000	0.000		0.197	-	-	0.000	0.000	0.000		0.204	-	-			0.000	0.000	0.000		0.005	-	-	0.000	0.000	0.000	0.011	-	-	0.013
1.400	0.000	0.000	0.000		0.115	-	-	0.000	0.000	0.000		0.127	-	-			0.000	0.000	0.000		0.023	-	-	0.000	0.000	0.000	0.033	-	-	0.014
1.500	0.000	0.000	0.000		0.056	-	-	0.000	0.000	0.000		0.070	-	-			0.000	0.000	0.000		0.064	-	-	0.000	0.000	0.000	0.076	-	-	0.015
1.600	0.000	0.000	0.000		0.023	-	-	0.000	0.000	0.000		0.034	-	-			0.000	0.000	0.000		0.131	-	-	0.000	0.000	0.000	0.140	-	-	0.016
1.700	0.000	0.000	0.000		0.007	-	-	0.000	0.000	0.000		0.015	-	-			0.000	0.000	0.000		0.216	-	-	0.000	0.000	0.000	0.221	-	-	0.017
1.800	0.000	0.000	0.000		0.002	-	-	0.000	0.000	0.000		0.006	-	-			0.000	0.000	0.000		0.311	-	-	0.000	0.000	0.000	0.313	-	-	0.018
1.900	0.000	0.000	0.000		0.001	-	-	0.000	0.000	0.000		0.002	-	-			0.000	0.000	0.000		0.410	-	-	0.000	0.000	0.000	0.410	-	-	0.019
2.000	0.000	0.000	0.000		0.001	-	-	0.000	0.000	0.000		0.001	-	-			0.000	0.000	0.000		0.510	-	-	0.000	0.000	0.000	0.510	-	-	0.020
2.200	0.000	0.000	0.000		0.001	-	-	0.000	0.000	0.000		0.001	-	-			0.000	0.000	0.000		0.710	-	-	0.000	0.000	0.000	0.710	-	-	0.022
2.400						-	-										-	-									0.024			
Totals:						0	0						0	0	0									0	0					
Number of Trades:						0							0											0.00						0

NATIONAL BANK (CR)

(Contract Size: 100 Securities, Exercise Style: American, Physical Delivery)

Call Options														Put Options																				
January 2024							February 2024							Other Months		January 2024							February 2024							Other Months		Exercise Price		
Exercise Price	Open price	Price max	Price min	Last price	Closing price	Volume	Open Interest	Open price	Price max	Price min	Last price	Closing price	Volume	Open Interest	Volume	Open Interest	Open price	Price max	Price min	Last price	Closing price	Volume	Open Interest	Open price	Price max	Price min	Last price	Closing price	Volume	Open Interest	Volume		Open Interest	
3.200						-	-							-	-																			0.032
3.400						-	-							-	-																			0.034
3.600	0.000	0.000	0.000		2.64	-	-							-	-		0.000	0.000	0.000		0.001	-	-										0.036	
3.800	0.000	0.000	0.000		2.44	-	-							-	-		0.000	0.000	0.000		0.001	-	-										0.038	
4.000	0.000	0.000	0.000		2.24	-	-	0.000	0.000	0.000		2.25	-	-		0.000	0.000	0.000		0.001	-	-	0.000	0.000	0.000		0.001	-	-				0.040	
4.400	0.000	0.000	0.000		1.85	-	-	0.000	0.000	0.000		1.85	-	-		0.000	0.000	0.000		0.001	-	-	0.000	0.000	0.000		0.001	-	-				0.044	
4.800	0.000	0.000	0.000		1.45	-	-	0.000	0.000	0.000		1.46	-	-		0.000	0.000	0.000		0.001	-	-	0.000	0.000	0.000		0.007	-	-				0.048	
5.200	0.000	0.000	0.000		1.05	-	-	0.000	0.000	0.000		1.09	-	-		0.000	0.000	0.000		0.003	-	-	0.000	0.000	0.000		0.031	-	-				0.052	
5.600	0.000	0.000	0.000		0.673	-	-	0.000	0.000	0.000		0.750	-	-		0.000	0.000	0.000		0.026	-	3	0.000	0.000	0.000		0.095	-	-				0.056	
6.000	0.000	0.000	0.000		0.360	-	-	0.000	0.000	0.000		0.475	-	-		0.000	0.000	0.000		0.113	-	430	0.000	0.000	0.000		0.219	-	-				0.060	
6.400	0.000	0.000	0.000		0.152	-	26	0.000	0.000	0.000		0.278	-	-		0.000	0.000	0.000		0.305	-	-	0.000	0.000	0.000		0.422	-	-				0.064	
6.800	0.000	0.000	0.000		0.051	-	11	0.000	0.000	0.000		0.148	-	-		0.000	0.000	0.000		0.604	-	-	0.000	0.000	0.000		0.692	-	-				0.068	
7.200	0.000	0.000	0.000		0.013	-	-	0.000	0.000	0.000		0.072	-	-		0.000	0.000	0.000		0.968	-	-	0.000	0.000	0.000		1.02	-	-				0.072	
7.600	0.000	0.000	0.000		0.002	-	-	0.000	0.000	0.000		0.032	-	-		0.000	0.000	0.000		1.36	-	-	0.000	0.000	0.000		1.38	-	-				0.076	
8.000	0.000	0.000	0.000		0.002	-	-	0.000	0.000	0.000		0.014	-	-		0.000	0.000	0.000		1.76	-	-	0.000	0.000	0.000		1.76	-	-				0.080	
8.400	0.000	0.000	0.000		0.001	-	-	0.000	0.000	0.000		0.005	-	-		0.000	0.000	0.000		2.16	-	-	0.000	0.000	0.000		2.16	-	-				0.084	
Totals:						0	37						0	0	0	0	0					0	433								0	13	0	230
Number of Trades:						0							0	0	0					0.00									0	0				

OPAP (CR)

(Contract Size: 100 Securities, Exercise Style: American, Physical Delivery)

Exercise Price	Call Options													Put Options																			
	January 2024						February 2024						Other Months		January 2024						February 2024						Other Months		Exercise Price				
	Open price	Price max	Price min	Last price	Closing price	Volume	Open Interest	Open price	Price max	Price min	Last price	Closing price	Volume	Open Interest	Volume	Open Interest	Open price	Price max	Price min	Last price	Closing price	Volume	Open Interest	Open price	Price max	Price min	Last price	Closing price		Volume	Open Interest	Volume	Open Interest
9.600	0.000	0.000	0.000	5.73	-	-	0.000	0.000	0.000	5.75	-	-				0.000	0.000	0.000	0.001	-	-				0.000	0.000	0.000	0.001		-	-		
10.000	0.000	0.000	0.000	5.33	-	-	0.000	0.000	0.000	5.35	-	-				0.000	0.000	0.000	0.001	-	-				0.000	0.000	0.000	0.001	-	-			0.100
11.000	0.000	0.000	0.000	4.33	-	-	0.000	0.000	0.000	4.35	-	-				0.000	0.000	0.000	0.001	-	-				0.000	0.000	0.000	0.001	-	-			0.110
12.000	0.000	0.000	0.000	3.33	-	-	0.000	0.000	0.000	3.35	-	-				0.000	0.000	0.000	0.001	-	-				0.000	0.000	0.000	0.001	-	-			0.120
13.000	0.000	0.000	0.000	2.34	-	-	0.000	0.000	0.000	2.37	-	-				0.000	0.000	0.000	0.002	-	-				0.000	0.000	0.000	0.015	-	-			0.130
14.000	0.000	0.000	0.000	1.36	-	-	0.000	0.000	0.000	1.46	-	-				0.000	0.000	0.000	0.021	-	-				0.000	0.000	0.000	0.101	-	-			0.140
15.000	0.000	0.000	0.000	0.548	-	-	0.000	0.000	0.000	0.737	-	-				0.000	0.000	0.000	0.210	-	-				0.000	0.000	0.000	0.377	-	-			0.150
16.000	0.000	0.000	0.000	0.126	-	2	0.000	0.000	0.000	0.295	-	165				0.000	0.000	0.000	0.790	-	-				0.000	0.000	0.000	0.936	-	-			0.160
17.000	0.000	0.000	0.000	0.014	-	-	0.000	0.000	0.000	0.090	-	-				0.000	0.000	0.000	1.68	-	-				0.000	0.000	0.000	1.74	-	-			0.170
18.000	0.000	0.000	0.000	0.001	-	-	0.000	0.000	0.000	0.022	-	-				0.000	0.000	0.000	2.68	-	-				0.000	0.000	0.000	2.68	-	-			0.180
19.000	0.000	0.000	0.000	0.001	-	-	0.000	0.000	0.000	0.004	-	-				0.000	0.000	0.000	3.68	-	-				0.000	0.000	0.000	3.68	-	-			0.190
20.000	0.000	0.000	0.000	0.001	-	-	0.000	0.000	0.000	0.001	-	-				0.000	0.000	0.000	4.68	-	-				0.000	0.000	0.000	4.68	-	-			0.200
22.000	0.000	0.000	0.000	0.001	-	-					-	-				0.000	0.000	0.000	6.68	-	-								-	-			0.220
24.000					-	-					-	-									-	-							-	-			0.240
Totals:					0	2					0	165	0	0					0	0								0	0	0	0		
Number of Trades:					0						0		0						0.00									0		0			

OTE (CR)

(Contract Size: 100 Securities, Exercise Style: American, Physical Delivery)

Exercise Price	Call Options													Put Options																			
	January 2024						February 2024						Other Months		January 2024						February 2024						Other Months		Exercise Price				
	Open price	Price max	Price min	Last price	Closing price	Volume	Open Interest	Open price	Price max	Price min	Last price	Closing price	Volume	Open Interest	Volume	Open Interest	Open price	Price max	Price min	Last price	Closing price	Volume	Open Interest	Open price	Price max	Price min	Last price	Closing price		Volume	Open Interest	Volume	Open Interest
9.200	0.000	0.000	0.000		3.52	-	-	0.000	0.000	0.000		3.54	-	-			0.000	0.000	0.000		0.001	-	-	0.000	0.000	0.000		0.001		-	-		
9.600	0.000	0.000	0.000		3.12	-	-	0.000	0.000	0.000		3.14	-	-			0.000	0.000	0.000		0.001	-	-	0.000	0.000	0.000		0.001	-	-			0.096
10.000	0.000	0.000	0.000		2.72	-	-	0.000	0.000	0.000		2.74	-	-			0.000	0.000	0.000		0.001	-	-	0.000	0.000	0.000		0.002	-	-			0.100
11.000	0.000	0.000	0.000		1.73	-	-	0.000	0.000	0.000		1.77	-	-			0.000	0.000	0.000		0.002	-	-	0.000	0.000	0.000		0.033	-	-			0.110
12.000	0.000	0.000	0.000		0.792	-	-	0.000	0.000	0.000		0.939	-	-			0.000	0.000	0.000		0.067	-	-	0.000	0.000	0.000		0.196	-	-			0.120
13.000	0.000	0.000	0.000		0.194	-	2	0.000	0.000	0.000		0.383	-	-			0.000	0.000	0.000		0.470	-	1	0.000	0.000	0.000		0.640	-	-			0.130
14.000	0.000	0.000	0.000		0.020	-	-	0.000	0.000	0.000		0.117	-	-			0.000	0.000	0.000		1.30	-	-	0.000	0.000	0.000		1.38	-	-			0.140
15.000	0.000	0.000	0.000		0.001	-	-	0.000	0.000	0.000		0.025	-	-			0.000	0.000	0.000		2.29	-	-	0.000	0.000	0.000		2.30	-	-			0.150
16.000	0.000	0.000	0.000		0.001	-	-	0.000	0.000	0.000		0.004	-	-			0.000	0.000	0.000		3.29	-	-	0.000	0.000	0.000		3.29	-	-			0.160
17.000	0.000	0.000	0.000		0.001	-	-	0.000	0.000	0.000		0.001	-	-			0.000	0.000	0.000		4.29	-	-	0.000	0.000	0.000		4.29	-	-			0.170
18.000	0.000	0.000	0.000		0.001	-	-	0.000	0.000	0.000		0.001	-	-			0.000	0.000	0.000		5.29	-	-	0.000	0.000	0.000		5.29	-	-			0.180
19.000	0.000	0.000	0.000		0.001	-	-						-	-			0.000	0.000	0.000		6.29	-	-				-	-					0.190
20.000						-	-						-	-								-	-				-	-					0.200
22.000						-	-						-	-								-	-				-	-					0.220
Totals:						0	2						0	0								0	1					0	0			0	0
Number of Trades:						0							0									0.00						0				0	

PIRAEUS FINANCIAL HOLD (CR)

(Contract Size: 100 Securities, Exercise Style: American, Physical Delivery)

Exercise Price	Call Options														Put Options														Exercise Price					
	January 2024							February 2024							Other Months		January 2024							February 2024							Other Months			
	Open price	Price max	Price min	Last price	Closing price	Volume	Open Interest	Open price	Price max	Price min	Last price	Closing price	Volume	Open Interest	Volume	Open Interest	Open price	Price max	Price min	Last price	Closing price	Volume	Open Interest	Open price	Price max	Price min	Last price	Closing price		Volume	Open Interest	Volume	Open Interest	
1.300						-	-							-	-																			0.013
1.400						-	-							-	-																			0.014
1.500						-	-							-	-																			0.015
1.600						-	-							-	-																			0.016
1.700						-	-							-	-																			0.017
1.800						-	-							-	-																			0.018
1.900	0.000	0.000	0.000		1.30	-	-							-	-	0.000	0.000	0.000		0.001	-	-											0.019	
2.000	0.000	0.000	0.000		1.20	-	-	0.000	0.000	0.000		1.21	-	-	0.000	0.000	0.000		0.001	-	-	0.000	0.000	0.000		0.001	-	-				0.020		
2.200	0.000	0.000	0.000		1.00	-	-	0.000	0.000	0.000		1.01	-	-	0.000	0.000	0.000		0.001	-	-	0.000	0.000	0.000		0.001	-	-				0.022		
2.400	0.000	0.000	0.000		0.803	-	-	0.000	0.000	0.000		0.810	-	-	0.000	0.000	0.000		0.001	-	-	0.000	0.000	0.000		0.003	-	-				0.024		
2.600	0.000	0.000	0.000		0.604	-	-	0.000	0.000	0.000		0.620	-	-	0.000	0.000	0.000		0.001	-	-	0.000	0.000	0.000		0.012	-	-				0.026		
2.800	0.000	0.000	0.000		0.411	-	-	0.000	0.000	0.000		0.446	-	-	0.000	0.000	0.000		0.008	-	-	0.000	0.000	0.000		0.039	-	-				0.028		
3.000	0.000	0.000	0.000		0.241	-	-	0.000	0.000	0.000		0.300	-	-	0.000	0.000	0.000		0.037	-	-	0.000	0.000	0.000		0.092	-	-				0.030		
3.200	0.000	0.000	0.000		0.115	-	-	0.000	0.000	0.000		0.185	-	-	0.000	0.000	0.000		0.111	-	45	0.000	0.000	0.000		0.177	-	-				0.032		
3.400	0.000	0.000	0.000		0.045	-	-	0.000	0.000	0.000		0.108	-	-	0.000	0.000	0.000		0.241	-	-	0.000	0.000	0.000		0.300	-	-				0.034		
3.600	0.000	0.000	0.000		0.014	-	-	0.000	0.000	0.000		0.057	-	-	0.000	0.000	0.000		0.411	-	-	0.000	0.000	0.000		0.449	-	-				0.036		
3.800	0.000	0.000	0.000		0.003	-	-	0.000	0.000	0.000		0.029	-	-	0.000	0.000	0.000		0.601	-	-	0.000	0.000	0.000		0.621	-	-				0.038		
4.000	0.000	0.000	0.000		0.001	-	-	0.000	0.000	0.000		0.013	-	-	0.000	0.000	0.000		0.800	-	-	0.000	0.000	0.000		0.807	-	-				0.040		
4.400	0.000	0.000	0.000		0.001	-	-	0.000	0.000	0.000		0.002	-	-	0.000	0.000	0.000		1.20	-	-	0.000	0.000	0.000		1.20	-	-				0.044		
4.800						-	-							-	-																		0.048	
5.200						-	-							-	-																		0.052	
Totals:						0	0					0	0	0	0					0	45					0	0	0	0					
Number of Trades:						0						0		0						0.00					0		0							

PPC (CR)

(Contract Size: 100 Securities, Exercise Style: American, Physical Delivery)

Call Options																Put Options																		
January 2024								February 2024								Other Months				January 2024					February 2024					Other Months				
Exercise Price	Open price	Price max	Price min	Last price	Closing price	Volume	Open Interest	Open price	Price max	Price min	Last price	Closing price	Volume	Open Interest	Volume	Open Interest	Open price	Price max	Price min	Last price	Closing price	Volume	Open Interest	Open price	Price max	Price min	Last price	Closing price	Volume	Open Interest	Volume	Open Interest	Exercise Price	
5.600						-	-						-	-									-	-									0.056	
6.000						-	-						-	-									-	-									0.060	
6.400						-	-						-	-									-	-									0.064	
6.800						-	-						-	-									-	-									0.068	
7.200	0.000	0.000	0.000		3.99	-	-						-	-			0.000	0.000	0.000		0.001	-	-									0.072		
7.600	0.000	0.000	0.000		3.59	-	-						-	-			0.000	0.000	0.000		0.001	-	-									0.076		
8.000	0.000	0.000	0.000		3.19	-	-	0.000	0.000	0.000		3.20	-	-			0.000	0.000	0.000		0.001	-	-	0.000	0.000	0.000		0.001	-	-		0.080		
8.400	0.000	0.000	0.000		2.79	-	-	0.000	0.000	0.000		2.81	-	-			0.000	0.000	0.000		0.002	-	-	0.000	0.000	0.000		0.004	-	-		0.084		
8.800	0.000	0.000	0.000		2.39	-	-	0.000	0.000	0.000		2.42	-	-			0.000	0.000	0.000		0.001	-	-	0.000	0.000	0.000		0.011	-	-		0.088		
9.200	0.000	0.000	0.000		1.99	-	-	0.000	0.000	0.000		2.03	-	-			0.000	0.000	0.000		0.001	-	-	0.000	0.000	0.000		0.029	-	-		0.092		
9.600	0.000	0.000	0.000		1.60	-	-	0.000	0.000	0.000		1.67	-	-			0.000	0.000	0.000		0.006	-	-	0.000	0.000	0.000		0.063	-	-		0.096		
10.000	0.000	0.000	0.000		1.22	-	-	0.000	0.000	0.000		1.33	-	-			0.000	0.000	0.000		0.023	-	1	0.000	0.000	0.000		0.124	-	-		0.100		
11.000	0.000	0.000	0.000		0.439	-	-	0.000	0.000	0.000		0.658	-	-			0.000	0.000	0.000		0.246	-	5	0.000	0.000	0.000		0.449	-	-		0.110		
12.000	0.000	0.000	0.000		0.084	-	2	0.000	0.000	0.000		0.257	-	-			0.000	0.000	0.000		0.893	-	5	0.000	0.000	0.000		1.05	-	-		0.120		
13.000	0.000	0.000	0.000		0.007	-	-	0.000	0.000	0.000		0.083	-	-			0.000	0.000	0.000		1.82	-	-	0.000	0.000	0.000		1.88	-	-		0.130		
14.000	0.000	0.000	0.000		0.001	-	-	0.000	0.000	0.000		0.022	-	-			0.000	0.000	0.000		2.82	-	-	0.000	0.000	0.000		2.83	-	-		0.140		
15.000	0.000	0.000	0.000		0.001	-	-	0.000	0.000	0.000		0.005	-	-			0.000	0.000	0.000		3.82	-	-	0.000	0.000	0.000		3.82	-	-		0.150		
16.000	0.000	0.000	0.000		0.001	-	-	0.000	0.000	0.000		0.001	-	-			0.000	0.000	0.000		4.82	-	-	0.000	0.000	0.000		4.82	-	-		0.160		
Totals:						0	2						0	0	0	0							0	11							0	15	0	0
Number of Trades:						0							0		0								0.00								0		0	

Lending Products	Underlying Title	Multilateral Transactions[1]					Bilateral Transactions[2]		Stock Borrowing through OTC (volume)[3]
		Open Interest[5]	Volume(Offered)	Average Weighted	Transactions volume	Average Weighted	Transactions Volume	Average Weighted	Transactions Volume
ADMIEBOR	ADMIE (IPTO) HOLDING S.A. (CR)	---	---	---	---	---	---	188,669	
AEGNBOR	AEGEAN AIRLINES (CR)	---	---	---	---	---	---	164,145	
AETFBOR	ALPHA ETF FTSE Athex Large Cap	---	---	---	---	---	---	---	
ALPHABOR	ALPHA SERVICES HOLD (CR)	188,375	---	---	---	---	---	57,279,561	
OTOELBOR	AUTOHELLAS SA (CR)	4,579	---	---	---	---	---	89,274	
AVAXBOR	AVAX S.A. (CR)	---	---	---	---	---	---	---	
EEEBOR	CC HBC AG (CR)	2,889	---	---	---	---	---	42,277	
CENERBOR	CENERGY HOLDINGS (CB)	922	---	---	---	---	---	64,144	
ELLAKTORBOR	ELLAKTOR (CR)	12,681	---	---	---	---	---	24,837	
ELHABOR	ELVALHALCOR (CR)	1,808	---	---	---	---	---	64,887	
EUROBBOR	EUROBANK HOLDINGS (CR)	15,000	---	---	---	---	---	34,122,502	
EYDAPBOR	EYDAP S.A. (CR)	845	---	---	---	---	---	224,564	
FOYRKBOR	FOURLIS (CR)	230	---	---	---	---	---	10,875	
GEKTERNABOR	GEK TERNA (CR)	---	---	---	---	---	---	8,411	
SARBOR	GR. SARANTIS S.A. (CR)	457	---	---	---	---	---	13,293	
EXAEBOR	HELLENIC EXCHANGES-A.S.E. (CR)	4,200	---	---	---	---	---	167,047	
ELPEBOR	HELLENIQ ENERGY (CR)	---	---	---	---	---	---	472,339	
INTRKBOR	INTRACOM HOLDINGS (CR)	---	---	---	---	---	---	---	
INKATBOR	INTRAKAT (CR)	---	---	---	---	---	---	---	
BELABOR	JUMBO SA (CR)	---	---	---	---	---	---	203,907	
LAMDABOR	LAMDA DEVELOPMENT SA (CR)	400	---	---	---	---	---	398,556	
MIGBOR	MIG (CR)	1,992	---	---	---	---	---	40,179	
MOHBOR	MOTOR OIL (CR)	21,881	---	---	---	---	---	437,878	
MYTILBOR	MYTILINEOS (CR)	1,261	---	---	---	---	---	153,864	
ETEBOR	NATIONAL BANK (CR)	---	---	---	---	---	---	17,511,193	
OPAPBOR	OPAP (CR)	4,504	---	---	500	4.88%	---	1,740,088	
OPTIMABOR	OPTIMA BANK (CR)	2,900	---	---	---	---	---	42,000	
HTOBOR	OTE (CR)	1,750	---	---	---	---	---	1,496,357	
PPABOR	P.P.A. S.A. (CR)	200	---	---	---	---	---	70,287	
TPEIRBOR	PIRAEUS FINANCIAL HOLD (CR)	5,000	---	---	---	---	---	1,013,408	
PPCBOR	PPC (CR)	3,000	---	---	---	---	---	1,278,881	

Stock Lending Notes

[1] - Multilateral contracts Lending or Borrowing as per Methods 8-1, 8-2 and 8-3-3 (According to ATHEX BoD Resolution No.17)

[2] - Bilateral Contracts Lending or Borrowing as per Methods 8-3-1 and 8-3-2 (According to ATHEX BoD Resolution No.20)

[3] - The information concerning OTC Stock Borrowing Transactions is based on the statements of the Dematerialised Securities System (DSS) operators involved and refers to volumes that have been registered up until the previous working day.

[4] - Average Price (Volume weighted)

[5] - The Data concerning Open Interest before the start of trading session

Lending Products	Underlying Title	Open Interest[5]	Multilateral Transactions[1]				Bilateral Transactions[2]		Stock Borrowing through OTC (volume)[3]	
			Volume(Offered)	Average Weighted	Transactions volume	Average Weighted	Transactions Volume	Average Weighted	Transactions Volume	
QUALBOR	QUALITY & RELIABILITY SA (CR)	---	---	---	---	---	---	---	---	
QUESTBOR	QUEST HOLDINGS (CR)	391	---	---	---	---	---	---	41,566	
TENERGYBOR	TERNA ENERGY (CR)	---	---	---	---	---	---	---	277,551	
TITCBOR	TITAN CEMENT (CB)	6,700	---	---	---	---	---	---	227,658	
VIOBOR	VIOHALCO SA/NV (CB)	744	---	---	---	---	---	---	---	

Stock Lending Notes

[1] - Multilateral contracts Lending or Borrowing as per Methods 8-1, 8-2 and 8-3-3 (According to ATHEX BoD Resolution No.17)

[2] - Bilateral Contracts Lending or Borrowing as per Methods 8-3-1 and 8-3-2 (According to ATHEX BoD Resolution No.20)

[3] - The information concerning OTC Stock Borrowing Transactions is based on the statements of the Dematerialised Securities System (DSS) operators involved and refers to volumes that have been registered up until the previous working day.

[4] - Average Price (Volume weighted)

[5] - The Data concerning Open Interest before the start of trading session

Sectors codification for listed companies

12003-	ETF	10101010	Computer Services
10101015	Software	10102030	Computer Hardware
15101010	Telecommunications Equipment	15102015	Telecommunications Services
20101010	Health Care Facilities	20101025	Health Care Services
20102010	Medical Equipment	20103015	Pharmaceuticals
30101010	Banks	30202000	Diversified Financial Services
30202010	Asset Managers & Custodians	30202015	Investment Services
30204000	Closed End Investments	30302010	Full Line Insurance
30302015	Insurance Brokers	30302025	Property and Casualty Insurance
35101010	Real Estate Holding and Development	35101015	Real Estate Services
35102000	Diversified REITs	35102030	Office REITs
35102045	Retail REITs.	40201040	Rental & Leasing Services: Consumer
40202010	Home Construction	40202015	Household Furnishings
40202020	Household Appliance	40203040	Electronic Entertainment
40204020	Clothing & Accessories	40301010	Entertainment
40301030	Publishing	40301035	Radio & TV Broadcasters
40401010	Diversified Retailers	40401020	Apparel Retailers
40401025	Home Improvement Retailers	40401030	Specialty Retailers
40501010	Airlines	40501015	Travel & Tourism
40501020	Casinos & Gambling	40501025	Hotels & Motels
45101015	Distillers & Vintners	45101020	Soft Drinks
45102010	Farming Fishing Ranching & Plantations	45102020	Food Products
45103010	Tobacco	45201010	Food Retailers & Wholesalers
45201020	Personal Products	50101010	Construction
50101020	Building Roof/Wallboard and Plumbing	50101030	Cement
50101035	Building Materials: Other	50202010	Electrical Components
50203015	Plastics	50203030	Containers & Packaging
50204000	Machinery: Industrial	50204020	Machinery: Construction & Handling
50205010	Industrial Suppliers	50205020	Back Office Support HR & Consulting
50205030	Forms & Bulk Printing Services	50206015	Commercial Vehicles & Parts
50206030	Marine Transportation	50206060	Transportation Services
55101000	Diversified Materials	55101020	Textile Products
55102000	General Mining	55102010	Iron & Steel
55102015	Metal Fabricating	55102035	Aluminum
60101020	Oil Refining and Marketing	65101010	Alternative Electricity
65101015	Conventional Electricity	65102000	Multi-Utilities
65102030	Water		



ATHEX
Athens Stock Exchange

Λεωφ. Αθηνών 110 104 42 Αθήνα
110, Athinon Ave. GR 104 42 Athens
tel. (+30)210-33.66.800, fax (+30)210-33.66.101
www.athexgroup.gr