


23

Ημερήσιο Δελτίο  
Συναλλακτικής Δραστηριότητας

Daily Official List  
of Trading Activity

Tuesday, 19 December, 2023  
Year: 144 Trading Day No: 243



**ATHEXGROUP**  
Athens Exchange Group

**Disclaimer:**

Hellenic Exchanges-Athens Stock Exchange S.A. endeavours to ensure that the data and other material ("Information") presented on the Daily Official List are accurate and complete, but it is not liable for any errors or omissions of data or /and for the accuracy, credibility, updating and completeness of the aforesaid information nor it has any liability arising directly or indirectly from the use of the above Information.

The Company is not liable for the accuracy of the data included in listed companies' announcements. Only the sender of such an announcement is fully and solely liable for any infringement of third party's rights from the content of such announcement. All contents of the Daily Official List are provided only for information purposes and do not constitute investment advice or solicitation to invest in securities or other products listed for trading on the Exchange.

You acknowledge and agree that the Company is the owner of any property rights related to any Information appearing on the Daily Official List including intellectual property rights copyright, trademarks, etc.

The above data are a property of the Hellenic Exchanges-Athens Exchange and are copyright protected. Users are forbidden to reproduce, modify, copy, sale, transmit or redistribute, by all reproduction means and methods, part or the whole of the above data, without reference to their source.

The commercial exploitation of these data is, also, forbidden by third parties. Hellenic Exchanges-Athens Exchange does not carry any responsibility, direct or indirect, derived from usage or accidental alteration of the above data when used by third parties.

---

**Hellenic Exchanges – Athens Stock Exchange S.A.**

110 Athinon Ave., 10442 Athens, Tel: (210) 33.66.800, Fax: (210) 32.13.938

[www.athexgroup.gr](http://www.athexgroup.gr)

---

**Thessalonica Stock Exchange Center (T.S.E.C)**

16-18 Katouni Str., Thessalonica 546 25 Tel: (2310) 567.667, Fax: (2310) 530.545

---

**Athex Members Guarantee Fund**

14-16 Fidiou Str., Athens 106 78, Tel: (210) 33.04.682, Fax: (210) 33.04.155

---

**Hellenic Republic Capital Market Commission**

1 Kolokotroni Str. & 1 Stadiou Str., Athens 10562 Tel: (210) 33.77.100 Fax: (210) 33.77.173

---

**Table of Contents**

---

**Section 1: Statistical Figures of Securities, Derivatives and Lending**

Summary of Markets

Athex Indices

Analytic Figures for Athex Market's Boards and Categories

Trading Details by Athex Sectors and Financial Instruments (ETFs)

Top 10 best &amp; worst performing Shares

Derivatives Summary

**Section 2: Analytic Figures of Shares Transactions**

Analytic Figures of Shares Transactions

Shares' Notes

**Section 3: Figures of Securities Transactions**

Securities Blocks Details

Shares Rights Details

Stock Borrowing

Forced Sales Details

Forced Sales Registered Shares

Exchange Traded Funds (ETFs) Characteristics

**Section 5: Bonds traded in Fixed Income Assets Market**

Convertible Corporate Bonds - Regulated Market

Non Convertible Corporate Bonds - Regulated Market

Government Bonds

Treasury Bills &amp; Zero Coupon Government Bonds

Government Bonds Traded with the Open Outcry Method

State Banks Bonds

**Section 6: Additional Infos**

Athex &amp; ATHEXClear Members List

List of Stocks under Market Making operations

**Section 7: Derivatives Market Analytic Figures**

Index Futures

Stock Futures

Index Options

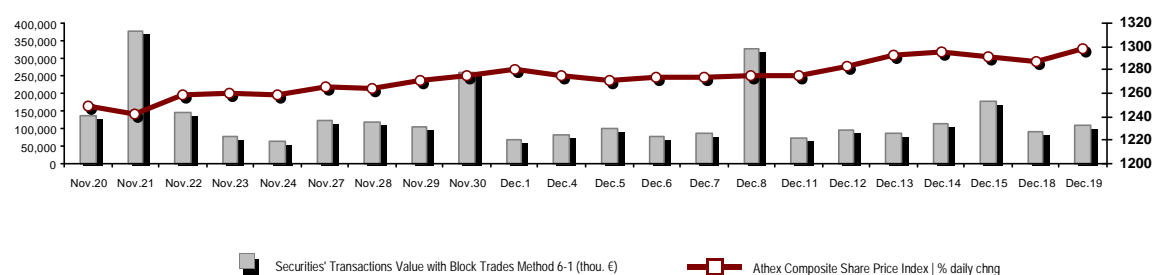
Stock Options

Stock Lending Analytic Figures

**Appendix A: Sectors codification for listed companies**

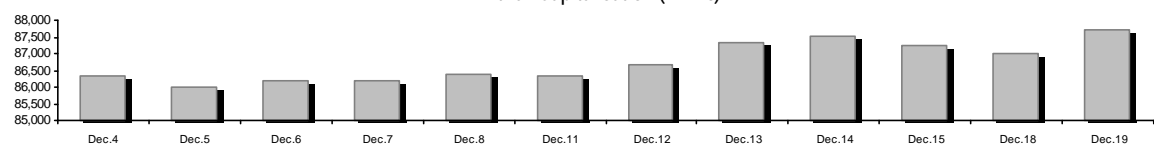
## Summary of Markets

Athex Composite Share Price Index vs Shares and Derivatives Transactions Value

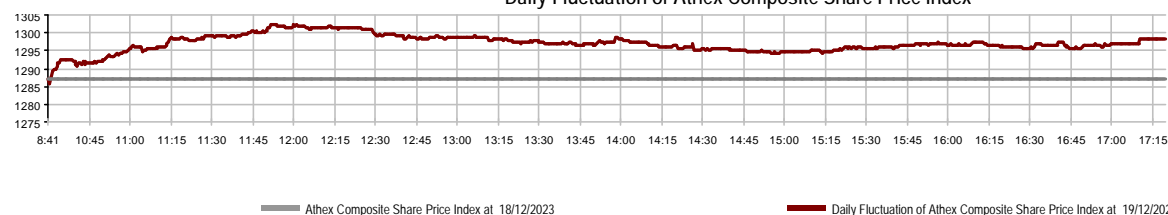


Athex Capitalisation (mill. €)**:	87,713.11		Derivatives Total Open Interest	396,890
Daily change: mill. €   %	726.57	0.84%	in Index Futures   % daily chng	4,650 1.64%
Yearly Avg Capitalisation: mill. €   % chng prev year Avg	80,211.44	27.20%	in Stock Futures   % daily chng	391,328 0.54%
Athex Composite Share Price Index   % daily chng	1,298.48	0.87%	in Index Options   % daily chng	411 24.55%
Athex Composite Share Price Index Capitalisation (mill. €)	79,375.73		in Stock Options   % daily chng	501 60.58%
Daily change (mill. €)	648.58			
Securities' Transactions Value with Block Trades Method 6-1 (t)	109,729.05		Derivatives Contracts Volume:	22,822
Daily change: %	18,343.65	20.07%	Daily change: pieces   %	15,454 209.74%
YtD Avg Trans. Value: thou. €   % chng prev year Avg	110,701.16	53.22%	YtD Avg Derivatives Contracts % chng prev year Avg	44,800 30.42%
Blocks Transactions Value of Method 6-1 (thou. €)	17,259.71		Derivatives Trades Number:	1,993
Blocks Transactions Value of Method 6-2 & 6-3 (thou. €)	0.00		Daily change: number   %	1,037 108.47%
Bonds Transactions Value (thou.€)	1,990.13		YtD Avg Trades number % chng prev year Avg	2,364 15.10%
Securities' Transactions Volume with Block Trades Method 6-1 (tho)	27,080.03		Lending Total Open Interest	434,176
Daily change: thou. pieces   %	7,215.41	36.32%	Daily change: pieces   %	13,079 3.11%
YtD Avg Volume: % chng prev year Avg	34,036.79	20.06%	Lending Volume (Multilateral/Bilateral)	502
Blocks Transactions Volume of Method 6-1 (thou. Pieces)	4,803.05		Daily change: pieces   %	-23,577
Blocks Transactions Volume of Method 6-2 & 6-3 (thou. Pieces)	0.00		Multilateral Lending	502
Bonds Transactions Volume	2,071,000		Bilateral Lending	0
Securities' Trades Number with Block Trades Method 6-1	40,661		Lending Trades Number:	4
Daily change: number   %	6,506	19.05%	Daily change: %	-10
YtD Avg Trades number % chng prev year Avg	36,437	23.87%	Multilateral Lending Trades Number	4
Number of Blocks Method 6-1	24		Bilateral Lending Trades Number	0
Number of Blocks Method 6-2 & 6-3	0			
Number of Bonds Transactions	233			

Athex Capitalisation (mill. €)\*\*



Daily Fluctuation of Athex Composite Share Price Index



## Athex Indices

Index name	19/12/2023	18/12/2023	pts.	%	Min	Max	Year min	Year max	Year change
Athex Composite Share Price Index	1,298.48 #	1,287.22	11.26	0.87%	1,285.68	1,302.34	929.79	1,351.68	39.65% #
Athex Composite Index Total Return Index	2,365.17 #	2,344.64	20.53	0.88%	2,341.84	2,372.19	1,641.17	2,440.14	44.11% #
Athex ESG Index	1,481.72 #	1,467.32	14.40	0.98%	1,465.83	1,486.89	1,057.52	1,541.00	40.09% #
ATHEX Alternative Market Price Index	8,929.13 #	8,848.85	80.28	0.91%	8,848.85	8,973.69	5,623.29	8,973.69	58.17% #
FTSE/Athex Large Cap	3,143.29 #	3,112.84	30.45	0.98%	3,109.50	3,154.87	2,250.77	3,280.71	39.61% #
FTSE/Athex Mid Cap Index	2,228.13 #	2,209.64	18.49	0.84%	2,208.06	2,233.96	1,411.43	2,233.96	57.86% #
FTSE/ATHEX High Dividend Yield Index	3,744.42 #	3,740.23	4.19	0.11%	3,729.67	3,766.83	3,028.28	4,088.01	23.65% #
FTSE/Athex Market Index	751.07 #	743.85	7.22	0.97%	743.07	753.63	539.21	780.89	39.25% #
FTSE/Athex Banks	1,087.66 #	1,071.33	16.33	1.52%	1,071.07	1,094.57	640.09	1,117.78	69.80% #
FTSE/ATHEX TECHNOLOGY & TELECOMMUNICAT	5,021.02 #	4,990.31	30.71	0.62%	4,986.70	5,035.17	4,512.52	15,048.71	26.19% #
FTSE/ATHEX FINANCIAL SERVICES	5,135.85 #	5,061.25	74.60	1.47%	5,059.44	5,168.43	4,054.88	13,100.99	70.32% #
FTSE/ATHEX REAL ESTATE	4,915.55 #	4,890.78	24.77	0.51%	4,889.22	4,954.57	4,558.45	8,268.86	-1.32% #
FTSE/ATHEX CONSUMER DISCRETIONARY	4,942.49 #	4,933.19	9.30	0.19%	4,901.12	4,973.84	4,812.63	11,591.73	39.64% #
FTSE/ATHEX CONSUMER STAPLES	4,994.53 #	4,976.43	18.10	0.36%	4,976.43	5,021.19	4,557.73	5,642.34	22.97% #
FTSE/ATHEX INDUSTRIALS	5,030.36 #	5,000.54	29.82	0.60%	4,998.22	5,076.63	4,480.19	14,456.49	67.23% #
FTSE/ATHEX BASIC MATERIALS	4,934.16 #	4,906.20	27.96	0.57%	4,895.94	4,949.74	4,131.69	17,078.41	25.89% #
FTSE/ATHEX ENERGY & UTILITIES	5,015.28 #	4,943.01	72.27	1.46%	4,932.66	5,015.28	4,162.64	9,803.86	20.97% #
Athex All Share Index	302.99 #	300.10	2.89	0.96%	302.99	302.99	231.11	314.56	31.60% #
Hellenic Mid & Small Cap Index	1,916.87 #	1,895.10	21.77	1.15%	1,892.97	1,916.98	1,365.14	2,011.62	40.42% #
FTSE/Athex Large Cap Total Return	5,201.11 #	5,150.73	50.38	0.98%			3,623.42	5,338.50	44.44% #
FTSE/Athex Mid Cap Total Return	3,000.66 #	2,975.76	24.90	0.84%			1,881.61	3,000.66	61.53% #
MSCI GREECE REBASED	5,039.05 #	4,986.15	52.90	1.06%	4,983.73	5,059.45	4,125.04	5,209.29	--- -
Hellenic Corporate Bond Index	129.01 #	129.04	-0.03	-0.02%			118.78	129.04	8.42% #
Hellenic Corporate Bond Price Index	90.30 #	90.35	-0.05	-0.05%			85.96	90.35	4.73% #

Note 1: FTSE/Med 100, Hellenic Corporate Bond Price Index and Hellenic Corporate Bond Index closing prices refer to the previous trading day of 15/12/2023.

Note 2: The Hellenic Mid & Small Cap Index is a Customized index calculated by the Athens Exchange.

## Analytic Figures for Athex Market's Boards and Categories

	Total Traded Securities	Main Market	Surveillance	Exchange Traded Funds (ETFs)
Totals	125	117	7	1
Gain / Lose / Same:	68 / 38 / 19	67 / 37 / 13	0 / 1 / 6	1 / 0 / 0
Athex Capitalisation (mill. €) **	87,713.11	87,632.58	80.53	
Daily Average Trans/ons Value(thou.€)	110,701.16	110,407.15	249.72	84.85
Transactions Value	109,729.05	109,515.19	13.10	200.76
Main Board:	92,469.34	92,255.48	13.10	200.76
Blocks Board 6_2_3:	17,259.71	17,259.71	0.00	0.00
Forced Sales Board:	0.00	0.00	0.00	0.00
Special Terms Board:	0.00	0.00	0.00	0.00
Daily Average Transactions Volume	34,036,786	32,984,883	1,055,788	2,890
Transactions Volume	27,080,033	26,977,441	96,260	6,332
Main Board:	22,276,986	22,174,394	96,260	6,332
Blocks Board 6_2_3:	4,803,047	4,803,047	0	0
Forced Sales Board:	0	0	0	0
Special Terms Board:	0	0	0	0
Daily Average Number of Trades	36,437	36,228	202	7
Number of Trades	40,661	40,563	44	54
Main Board:	40,637	40,539	44	54
Blocks Board 6_2_3:	24	24	0	0
Forced Sales Board:	0	0	0	0
Special Terms Board:	0	0	0	0

## Trading Details by Athex Sectors and Financial Instruments (ETFs)

Code	Sectors	Gain / Lose / Same	Number of Trades	Transactions Volume	Transactions Value	% of Total Trans. Value
3010	- Banks	5 / 1 / 1	15,288	18,323,746	54,246,534.81	49.44%
5510	- Basic Resources	7 / 5 / 3	1,094	317,965	971,386.32	0.89%
5010	- Construction & Materials	9 / 3 / 2	3,945	2,074,814	7,293,994.98	6.65%
4020	- Consumer Products & Services	1 / 5 / 1	269	119,556	263,863.38	0.24%
6010	- Energy	2 / 2 / 0	2,773	574,741	6,362,857.13	5.80%
12000	- Financial Instruments	1 / 0 / 0	54	6,332	200,763.26	0.18%
3020	- Financial Services	1 / 2 / 1	452	107,062	580,208.26	0.53%
4510	- Food Beverage & Tobacco	3 / 2 / 1	218	25,960	333,480.38	0.30%
2010	- Health Care	2 / 1 / 0	235	130,074	114,030.54	0.10%
5020	- Industrial Goods & Services	9 / 2 / 4	1,043	274,922	1,469,974.35	1.34%
3030	- Insurance	0 / 1 / 0	14	1,315	6,058.00	0.01%
4030	- Media	1 / 1 / 0	24	16,390	8,280.20	0.01%
4520	- Personal Care, Drug & Grocery Stores	1 / 0 / 1	359	152,578	1,201,490.16	1.09%
3510	- Real Estate	6 / 4 / 3	1,175	415,247	1,366,745.10	1.25%
4040	- Retail	2 / 4 / 0	1,593	179,167	3,047,376.34	2.78%
1010	- Technology	8 / 3 / 0	1,476	379,167	1,621,287.04	1.48%
1510	- Telecommunications	1 / 1 / 0	1,700	278,849	3,591,625.67	3.27%
4050	- Travel & Leisure	4 / 1 / 1	3,340	2,586,168	10,404,772.25	9.48%
6510	- Utilities	5 / 0 / 1	5,609	1,115,980	16,644,321.25	15.17%

## Top 10 best &amp; worst performing Shares

## Main Market

With positive Price change	Closing price	change	With negative Price change	Closing price	change
TRASTOR REAL EST. INV. CO.(CR)	1.38	7.81% #	NAKAS MUSIC	2.92	-3.95% €
KLOUKINAS - LAPPAS SA (CR)	1.515	6.69% #	LOULIS FOOD (CR)	2.83	-3.41% €
ELLAKTOR (CR)	2.495	6.40% #	AUSTRIACARD (CB)	6.2	-3.13% €
KEKROPS SA (CR)	1.83	5.17% #	P.P.A. S.A. (CR)	23	-1.71% €
INTRAKAT (CR)	4.3	5.01% #	OTE (CR)	12.8	-1.31% €
ATTICA HOLDINGS (CR)	2.01	3.88% #	JUMBO SA (CR)	24.5	-1.29% €
QUEST HOLDINGS (CR)	5.53	3.56% #	TRADE ESTATES REIC (CR)	1.761	-0.97% €
ENTERSOFT (CR)	6.7	3.40% #	ALPHA REAL ESTATE SA(CR)	8.2	-0.97% €
EUROBANK HOLDINGS (CR)	1.66	2.88% #	DIMAND (CR)	10.4	-0.95% €
MIG (CR)	5	2.67% #	GEK TERNA (CR)	13.16	-0.75% €
With the highest Transactions Value	Value (thou. €)	change	With the highest Transactions Volume	Volume	change
NATIONAL BANK (CR)	25,067.82	1.29% #	ALPHA SERVICES HOLD (CR)	6,569,746	0.10% #
PIRAEUS FINANCIAL HOLD (CR)	11,183.60	1.66% #	EUROBANK HOLDINGS (CR)	4,409,657	2.88% #
ALPHA SERVICES HOLD (CR)	10,278.82	0.10% #	NATIONAL BANK (CR)	3,885,035	1.29% #
MYTILINEOS (CR)	7,830.39	1.99% #	PIRAEUS FINANCIAL HOLD (CR)	3,412,575	1.66% #
EUROBANK HOLDINGS (CR)	7,318.05	2.88% #	INTRALOT (CR)	1,870,146	0.00% -
OPAP (CR)	6,213.79	1.26% #	INTRAKAT (CR)	753,341	5.01% #
PPC (CR)	5,877.35	2.37% #	PPC (CR)	525,376	2.37% #
OTE (CR)	3,589.93	-1.31% €	AVAX S.A. (CR)	458,578	0.22% #
MOTOR OIL (CR)	3,212.98	0.41% #	HELLENIQ ENERGY (CR)	435,937	-0.56% €
HELLENIQ ENERGY (CR)	3,136.41	-0.56% €	OPAP (CR)	407,650	1.26% #

Note: Stocks that are not included in the "Under Supervision" category, and the transactions value is more than 10,000 €.

## Derivatives Summary

	Number of Trades	Volume	Open Interest
<b>Index Futures</b>	<b>147</b>	<b>899</b>	<b>4,650</b>
FTSE/Athex Banks	0	0	1,540
FTSE/Athex Large Cap	147	899	3,027
MSCI GREECE REBASED	0	0	83
<b>Stock Futures</b>	<b>1,823</b>	<b>21,296</b>	<b>391,328</b>
ADMIE (IPTO) HOLDING S.A. (CR)	26	411	22,831
AEGEAN AIRLINES (CR)	96	429	6,941
ALPHA SERVICES HOLD (CR)	273	10,573	144,872
AUTOHELLAS SA (CR)	0	0	260
AVAX S.A. (CR)	95	136	906
CC HBC AG (CR)	0	0	283
CENERGY HOLDINGS (CB)	43	205	4,679
ELLAKTOR (CR)	25	89	995
ELVALHALCOR (CR)	19	92	1,179
EUROBANK HOLDINGS (CR)	43	629	22,319
EYDAP S.A. (CR)	27	107	2,658
FOURLIS (CR)	5	14	929
GEK TERNA (CR)	10	35	6,060
HELLENIC EXCHANGES-A.S.E. (CR)	37	208	8,962
HELLENIQ ENERGY (CR)	36	113	5,420
INTRACOM HOLDINGS (CR)	39	223	6,119
INTRAKAT (CR)	74	577	9,117
JUMBO SA (CR)	48	104	931
LAMDA DEVELOPMENT SA (CR)	17	73	5,734
MIG (CR)	6	19	69
MOTOR OIL (CR)	22	98	561
MYTILINEOS (CR)	41	105	2,977
NATIONAL BANK (CR)	142	824	16,325
OPAP (CR)	17	51	1,334
OPTIMA BANK (CR)	4	26	58
OTE (CR)	92	515	6,799
P.P.A. S.A. (CR)	0	0	140
PIRAEUS FINANCIAL HOLD (CR)	305	3,918	66,890
PPC (CR)	178	1,109	25,474
QUEST HOLDINGS (CR)	0	0	51
TERNA ENERGY (CR)	71	492	14,907
TITAN CEMENT (CB)	11	50	516
VIOHALCO SA/NV (CB)	21	71	4,032
<b>Index Options</b>	<b>17</b>	<b>320</b>	<b>411</b>
FTSE/Athex Large Cap	17	320	411
<b>Stock Options</b>	<b>6</b>	<b>307</b>	<b>501</b>
ALPHA SERVICES HOLD (CR)	0	0	0
NATIONAL BANK (CR)	3	300	283
OPAP (CR)	0	0	165
OTE (CR)	0	0	2
PIRAEUS FINANCIAL HOLD (CR)	0	0	45
PPC (CR)	3	7	6
<b>Total Derivatives Traded</b>	<b>1,993</b>	<b>22,822</b>	<b>396,890</b>











Number of Outstanding Securities	Nominal Value	Dividends [1]			Date of Last Coupon		Note	Shares	Closing price	% change	Previous closing price/date	Open price	Price min	Price max	Last price	Avg price	Last Bid [7]	Last Ask [7]	P/E after tax	Year	Volume	Trades	Transactions Value[8]	Company Mkt Value (thou. €)	Year low	Year high	Sector[4]
		2020	2021	2022	Dividend [2]	Right																					
60,295,607	0.240	--	--	--	09/07/2007	01/07/2021	--	ELGEKA SA (CR)	0.56	-- ↘	0.56	04/12/2023	--	--	--	--	--	--	--	--	--	--	--	33,765.54	0.38	0.6	45201010

Suspension Status - Medium Liquidity Class

## Shares' Notes

Code	Note text
( )	- Adjusted dividends.
*	- Last adjusted closing price.
[1]	- Net dividends.
[2]	- The "Date of Last Coupon" for New listings refers to the date company's stocks started to trade in Athex
[3]	- The Company Market Value is referred to the number of outstanding shares
[4]	- Sectors codification can be found in Appendix A
[5]	- The Market Value refers to the total number of shares listed (including their several classes) in the exchange by the company.
[6]	- P/E greater than 100
[7]	- Last view of the Order Book before the end of the trading session
[8]	- All Blocks Methods' Transactions Value are included.
4750	- Transfer to the Under Surveillance Category from 8/4/2011.
4955	- Transfer to the Surveillance Category as from 5/4/2013.
5093	- Transfer to the Surveillance Category as of 8/4/2015.
5141	- Transfer to the Surveillance Category as of 10/05/2017.
5160	- Transfer to the Surveillance Category as of 15/04/2016.
5165	- Transfer to the Surveillance Category as of 15/02/2018.
5179	- Suspension of trading as of 25/05/2018.
5193	- Transfer to the Surveillance Category as of 25/10/2018.
5197	- Transfer to the Surveillance Category as of 07/11/2018.
5216	- Suspension of trading as of 01/10/2019.
5232	- Transfer to the Under Surveillance Category from 08/04/2011.
5233	- Suspension of trading as of 13/05/2020.
5248	- Transfer to the Surveillance Category as of 06/09/20116.
5253	- Transfer to the Surveillance Category as of 14/5/2021.
5275	- Transfer to the Surveillance Category as of 09/07/2020.
5277	- Suspension of trading as of 02/05/2023.
5278	- Suspension of trading as of 03/05/2023.

## Securities Blocks Details

Securities	Block Volume	Price	Block Trade Value	Time of approval	Note
GR. SARANTIS S.A. (CR)	17,179	7.97	136,916.63	10:41:40	20
GR. SARANTIS S.A. (CR)	12,500	7.98	99,750.00	10:55:26	20
PIRAEUS FINANCIAL HOLD (CR)	450,000	3.25	1,461,600.00	10:56:17	20
ALPHA SERVICES HOLD (CR)	938,769	1.57	1,470,112.25	10:57:30	20
INTRALOT (CR)	125,000	1.02	127,500.00	11:45:10	20
INTRALOT (CR)	125,000	1.02	127,500.00	11:46:37	20
INTRALOT (CR)	125,000	1.02	127,500.00	11:47:34	20
INTRALOT (CR)	125,000	1.02	127,500.00	11:48:35	20
MYTILINEOS (CR)	20,000	36.48	729,600.00	11:59:05	20
OPAP (CR)	52,500	15.25	800,625.00	12:44:20	20
OPAP (CR)	52,500	15.26	801,150.00	12:44:47	20
EUROBANK HOLDINGS (CR)	227,804	1.66	379,065.86	13:12:46	20
OPAP (CR)	21,964	15.25	334,951.00	13:25:52	20
NATIONAL BANK (CR)	471,277	6.44	3,036,908.99	13:29:47	20
NATIONAL BANK (CR)	471,278	6.45	3,037,857.99	13:30:18	20
NATIONAL BANK (CR)	101,799	6.45	656,807.15	14:42:46	20
ALPHA SERVICES HOLD (CR)	443,438	1.57	694,867.35	14:52:07	20
ALPHA SERVICES HOLD (CR)	508,039	1.57	796,097.11	15:12:37	20
PPC (CR)	32,000	11.15	356,800.00	15:30:30	20
INTRAKAT (CR)	70,000	3.80	266,000.00	16:48:22	20
INTRAKAT (CR)	42,000	3.80	159,600.00	16:49:38	20
INTRAKAT (CR)	80,000	3.80	304,000.00	16:51:30	20
INTRAKAT (CR)	40,000	3.80	152,000.00	16:51:45	20
INTRAKAT (CR)	250,000	4.30	1,075,000.00	17:12:46	20

## Blocks Notes

9 - Method 6-1 / Special Fees

10 - Method 6-1 / Special Fees, SDS

14 - Method 6-3 / Settlement, Incomplete Buy and Sell

18 - Method 6-2 / SPOT 1

19 - Method 6-2 / SPOT 2

20 - Method 6-1 and Method 6-1 Same Day Settlement

21 - Other Pre-agreed

**Shares Rights Details**

Occured date	Exercise from	Exercise until	Trading until	Rights	Price min	Price max	Closing price	Last Bid	Last Ask	Volume	Trades	Transactions Value
--------------	---------------	----------------	---------------	--------	-----------	-----------	---------------	----------	----------	--------	--------	--------------------

No Rights Transactions.



---

**Forced Sales Details**

---

Securities	Category of Security	Transactions Volume	Number of Trades	Transactions Value	Note
------------	----------------------	------------------------	---------------------	-----------------------	------

---

No Forced Transactions.

---

---

**Forced Sales Notes**

---

- 1 - Compulsory Public Forced Sales
- 2 - Forced Sales of Fixed Registered Shares
- 3 - Forced Sales of Remaining Fractional Shares

## Exchange Traded Funds (ETFs) Characteristics

	Transactions Date (T)	Creation / Redemption	Units (T-1)	New Units (T-1)	Redemption Units (T-1)	Units (T) [1]	Fund Assets [2]	Net Unit Price	Dividend per Unit	Dividend Date
ALPHA ETF FTSE Athex Large Cap	19/12/2023	5,000	924,675	---	---	924,675	29,061,270.00	31.4286	0.62	03/07/2023

## ETFs Notes

[1] - Units (T) = Units (T-1) + New Units (T-1) - Redemption Units (T-1)

[2] - The Creation / Redemption Units of T-1 are included.

## Non Convertible Corporate Bonds - Regulated Market

Num Listed Bonds	Nominal price	Issue price	Today's Rate	Exp. Date	Duration (years)	Note	Coupon		Trading Unit	Corporate Bonds	Accrued Int.	Yield.T.Mat	Price min	Price max	Closing price	Previous closing price/date	Volume	Transactions Value	Last order			ear min	Year max	
							Common	Preferred											Price	Buy / Sell	Date			
100,000	1,000.00	1,000.00	2.95	11/02/2027	5	---	4	---	1	SAFE BULKERS PARTICIPATIONS PLC (Non Convertible)	10.8167	5.2140	93.0100	93.5000	93.0100	93.0000	18/12/2023	6,000	5,650.40	90.0000	B	19/12/2023	89.7500	97.9500
320,000	1,000.00	1,000.00	3.40	21/07/2027	7	---	7	---	1	LAMDA DEVELOPMENT S.A. (Non Convertible)	14.4500	4.6620	94.2000	94.5000	94.3682	94.4140	18/12/2023	303,000	290,313.85	94.5000	B	19/12/2023	90.2000	95.5000
200,000	1,000.00	1,000.00	2.10	27/10/2027	7	---	7	---	1	O.P.A.P. S.A. (Non Convertible)	3.2083	3.9020	92.1091	93.2500	93.0000	92.6000	18/12/2023	126,000	117,602.30	92.3000	B	19/12/2023	89.2745	95.4000
200,000	1,000.00	1,000.00	1.90	23/03/2028	7	---	6	---	1	MOTOR OIL CORINTH REFINERIES SA (Non Convertible)	4.5917	4.1440	90.7000	91.0000	90.9721	90.2100	18/12/2023	140,000	128,003.83	91.0000	B	19/12/2023	87.5500	92.6000
100,000	1,000.00	1,000.00	2.70	25/05/2026	5	---	6	---	1	COSTAMARE PARTICIPATIONS PLC (Non Convertible)	1.8000	4.7440	94.7500	94.7500	94.7500	94.1000	18/12/2023	2,000	1,898.60	94.5000	B	19/12/2023	92.6000	97.0000
300,000	1,000.00	1,000.00	2.30	20/07/2028	7	---	5	---	1	PRODEA REIC S.A.(Non Convertible)	9.8389	5.3760	87.4000	87.4500	87.4250	87.5000	18/12/2023	4,000	3,536.36	87.4000	B	19/12/2023	82.0100	89.1000
150,000	1,000.00	1,000.00	2.65	22/10/2026	5	---	5	---	1	CPLP SHIPPING HOLDINGS PLC (Non Convertible)	4.3431	4.6620	94.2000	94.2000	94.2000	93.5000	18/12/2023	1,000	946.34	93.6100	B	19/12/2023	92.4500	96.0000
250,000	1,000.00	1,000.00	2.45	16/11/2028	7	---	5	---	1	ELVALHALCOR S.A. (Non Convertible)	2.3819	4.5270	90.4100	91.5200	90.6000	91.2350	18/12/2023	94,000	85,787.45	90.4210	B	19/12/2023	84.0000	92.0000
500,000	1,000.00	1,000.00	2.75	03/07/2027	7	---	7	---	1	GEK TERNA S.A. (Non Convertible)	13.0625	5.1440	90.3000	91.2500	91.2417	90.4670	18/12/2023	290,000	267,475.11	90.8500	B	19/12/2023	86.8000	94.4535
300,000	1,000.00	1,000.00	2.30	14/12/2028	7	---	5	---	1	GEK TERNA S.A. (Non Convertible)	0.4472	5.6140	84.0000	85.9000	85.9000	85.1200	18/12/2023	76,000	64,668.49	85.5000	B	19/12/2023	80.0010	90.3500
175,000	1,000.00	1,000.00	3.40	26/07/2024	5	---	9	---	1	ATTICA HOLDINGS S.A. (Non Convertible)	13.9778	5.1610	98.3700	98.6000	98.4928	98.5470	18/12/2023	163,000	162,821.71	98.4001	B	19/12/2023	96.6179	99.4500
230,000	1,000.00	1,000.00	4.70	12/07/2029	7	---	3	---	1	LAMDA DEVELOPMENT S.A. (Non convertible)	21.1500	4.5830	98.5000	99.4500	99.1167	99.0000	18/12/2023	120,000	121,474.00	99.0500	B	19/12/2023	94.9889	101.0000
100,000	1,000.00	1,000.00	4.40	26/07/2029	7	---	3	---	1	CPLP SHIPPING HOLDINGS PLC (Non Convertible)	18.0889	4.6870	96.2500	97.4000	97.4000	97.2500	18/12/2023	22,000	21,633.46	96.3500	B	19/12/2023	94.9625	100.8000
200,000	1,000.00	1,000.00	3.60	12/03/2026	7	---	10	---	1	AEGEAN AIRLINES S.A. (Non Convertible)	10.0000	4.2840	97.0000	97.5000	97.0500	97.3920	18/12/2023	37,000	36,400.00	96.6113	B	19/12/2023	95.1109	98.9000
150,000	1,000.00	1,000.00	2.60	22/10/2026	7	---	9	---	1	TERNA ENERGY FINANCE S.A. (Non Convertible)	4.2611	5.1920	92.0000	92.1000	92.0707	91.7000	18/12/2023	85,000	78,622.29	92.0100	B	19/12/2023	90.4543	95.7400
100,000	1,000.00	1,000.00	2.80	25/01/2027	5	---	4	---	1	PREMIA S.A. (Non Convertible)	11.5889	6.0640	90.5100	90.5100	90.5100	90.1890	18/12/2023	1,000	916.69	90.5100	B	19/12/2023	87.6862	95.9899
500,000	1,000.00	1,000.00	4.00	10/07/2030	7	---	1	---	1	MYTILINEOS S.A. (Non Convertible)	18.2222	4.1360	98.2500	99.0000	98.9000	98.6590	18/12/2023	548,000	551,590.56	98.7500	B	19/12/2023	97.1999	100.0700
100,000	1,000.00	1,000.00	5.50	15/12/2028	5	---	1	---	1	IDEAL HOLDINGS S.A. (Non Convertible)	0.9167	5.3710	100.0001	100.5000	100.5000	100.4000	18/12/2023	32,000	32,086.54	100.3000	B	19/12/2023	100.0001	100.5990

## Corporate Bonds Notes

Transactions Volume = (Pieces) \* (Nominal Price). Transactions Value = (Pieces) \* (Nominal Price) \* (price %) + (Accrued interest).

The price of a Bond is stated as a percentage (%) of Bond's Nominal Price.

Nominal Price in Euros (€), except if it is noted differently.

## Non Convertible Corporate Bonds - Regulated Market

Num Listed Bonds	Nominal price	Issue price	Today's Rate	Exp. Date	Duration (years)	Note	Coupon		Trading Unit	Corporate Bonds	Accrued Int.	Yield.T.Mat	Price min	Price max	Closing price	Previous closing price/date	Volume	Transactions Value	Last order			ear min	Year max	
							Common	Preffered											Price	Buy / Sell	Date			
120,000	1,000.00	1,000.00	3.95	04/04/2025	7	---	12	---	1	GEK TERNA S.A. (Non Convertible)	8.5583	4.1970	---	---	---	98.5000	18/12/2023	---	---	98.3111	B	19/12/2023	97.5523	100.5000
120,000	1,000.00	1,000.00	2.65	06/12/2028	7	---	5	---	1	NOVAL PROPERTY REIC (Non Convertible)	1.1042	5.1160	88.8000	89.3999	89.0000	88.3000	18/12/2023	21,000	18,701.19	87.6159	B	19/12/2023	83.8000	91.9500

## Corporate Bonds Notes

Transactions Volume = (Pieces) \* (Nominal Price). Transactions Value = (Pieces) \* (Nominal Price) \* (price %) + (Accrued interest).

The price of a Bond is stated as a percentage (%) of Bond's Nominal Price.

Nominal Price in Euros (€), except if it is noted differently.

## Government Bonds

Number Listed Bonds	Nominal price	Today's Rate	Accrued Interest Calc	Exp. Date [1]	Duration (years)	Note	Coupons Date	Curr. coupon value	Trading Unit	Government Bonds	Price min	Price max	Closing price	Previous closing price/date	Volume	Transactions Value	Price	Last order Buy / Sell	Date
4,500,000	1,000.00	1.88	Actual/Actual	04/02/2035	15	---	04/02	1.88	1	GGB-FXD-040235-15Y-1.875-1.000	---	---	---	---	---	---	---	---	---
1,805,793	1,000.00	3.45	Actual/Actual	02/04/2024	5	---	02/04	3.45	1	GGB-FXD-020424-05Y-3.450-1.000	---	---	---	---	---	---	---	---	---
6,000,000	1,000.00	0.75	Actual/Actual	18/06/2031	10	---	18/06	0.75	1	GGB-FXD-180631-10Y-0.750-1.000	---	---	---	---	---	---	---	---	---
2,900,000	1,000.00	3.88	Actual/Actual	15/06/2028	5	---	15/06	3.88	1	GGB-FXD-150628-05Y-3.875-1.000	---	---	---	---	---	---	---	---	---
5,962,747,327	1.00	3.75	Actual/Actual	30/01/2028	10	---	/02 - 01/02 - 31/	3.75	1	GGB-FXD-300128-10Y-3.750-1.000	---	---	---	85.4610 13/07/2018	---	---	1.0000	B	28/11/2018
7,067,309,386	1.00	3.90	Actual/Actual	30/01/2033	15	---	/02 - 01/02 - 31/	3.90	1	GGB-FXD-300133-15Y-3.900-1.000	---	---	---	78.6730 13/07/2018	---	---	1.0000	B	28/11/2018
5,622,848,349	1.00	4.00	Actual/Actual	30/01/2037	19	---	/02 - 01/02 - 31/	4.00	1	GGB-FXD-300137-19Y-4.000-1.000	---	---	---	77.0370 13/07/2018	---	---	1.0000	B	28/11/2018
5,476,770,669	1.00	4.20	Actual/Actual	30/01/2042	24	---	/02 - 01/02 - 31/	4.20	1	GGB-FXD-300142-24Y-4.200-1.000	---	---	---	77.7640 13/07/2018	---	---	1.0000	B	28/11/2018
48,794,718	1.00	4.30	Actual/Actual	24/02/2024	12	---	24/02	4.30	1	GGB-FXD-240224-12Y-2.000-1.000	---	---	---	10.0000 22/06/2015	---	---	---	---	---
40,248,141	1.00	4.30	Actual/Actual	24/02/2025	13	---	24/02	4.30	1	GGB-FXD-240225-13Y-2.000-1.000	---	---	---	10.0000 22/06/2015	---	---	---	---	---
59,586,043	1.00	4.30	Actual/Actual	24/02/2026	14	---	24/02	4.30	1	GGB-FXD-240226-14Y-2.000-1.000	---	---	---	10.0000 22/06/2015	---	---	---	---	---
41,118,344	1.00	4.30	Actual/Actual	24/02/2027	15	---	24/02	4.30	1	GGB-FXD-240227-15Y-2.000-1.000	---	---	---	10.0000 22/06/2015	---	---	---	---	---
45,137,734	1.00	4.30	Actual/Actual	24/02/2028	16	---	24/02	4.30	1	GGB-FXD-240228-16Y-2.000-1.000	---	---	---	10.0000 22/06/2015	---	---	---	---	---
61,768,888	1.00	4.30	Actual/Actual	24/02/2029	17	---	24/02	4.30	1	GGB-FXD-240229-17Y-2.000-1.000	---	---	---	10.0000 22/06/2015	---	---	---	---	---
54,567,744	1.00	4.30	Actual/Actual	24/02/2030	18	---	24/02	4.30	1	GGB-FXD-240230-18Y-2.000-1.000	---	---	---	10.0000 22/06/2015	---	---	---	---	---
37,541,515	1.00	4.30	Actual/Actual	24/02/2031	19	---	24/02	4.30	1	GGB-FXD-240231-19Y-2.000-1.000	---	---	---	10.0000 22/06/2015	---	---	---	---	---
37,558,317	1.00	4.30	Actual/Actual	24/02/2032	20	---	24/02	4.30	1	GGB-FXD-240232-20Y-2.000-1.000	---	---	---	10.0000 22/06/2015	---	---	---	---	---
37,473,732	1.00	4.30	Actual/Actual	24/02/2033	21	---	24/02	4.30	1	GGB-FXD-240233-21Y-2.000-1.000	---	---	---	10.0000 22/06/2015	---	---	---	---	---
33,888,293	1.00	4.30	Actual/Actual	24/02/2034	22	---	24/02	4.30	1	GGB-FXD-240234-22Y-2.000-1.000	---	---	---	10.0000 22/06/2015	---	---	---	---	---
35,177,800	1.00	4.30	Actual/Actual	24/02/2035	23	---	24/02	4.30	1	GGB-FXD-240235-23Y-2.000-1.000	---	---	---	10.0000 22/06/2015	---	---	---	---	---
35,547,268	1.00	4.30	Actual/Actual	24/02/2036	24	---	24/02	4.30	1	GGB-FXD-240236-24Y-2.000-1.000	---	---	---	10.0000 22/06/2015	---	---	---	---	---
40,246,306	1.00	4.30	Actual/Actual	24/02/2037	25	---	24/02	4.30	1	GGB-FXD-240237-25Y-2.000-1.000	---	---	---	10.0000 22/06/2015	---	---	---	---	---
37,643,952	1.00	4.30	Actual/Actual	24/02/2038	26	---	24/02	4.30	1	GGB-FXD-240238-26Y-2.000-1.000	---	---	---	10.0000 22/06/2015	---	---	---	---	---
36,977,100	1.00	4.30	Actual/Actual	24/02/2039	27	---	24/02	4.30	1	GGB-FXD-240239-27Y-2.000-1.000	---	---	---	10.0000 22/06/2015	---	---	---	---	---
41,615,000	1.00	4.30	Actual/Actual	24/02/2040	28	---	24/02	4.30	1	GGB-FXD-240240-28Y-2.000-1.000	---	---	---	10.0000 22/06/2015	---	---	---	---	---
42,227,208	1.00	4.30	Actual/Actual	24/02/2041	29	---	24/02	4.30	1	GGB-FXD-240241-29Y-2.000-1.000	---	---	---	10.0000 22/06/2015	---	---	---	---	---
68,288,487	1.00	4.30	Actual/Actual	24/02/2042	30	---	24/02	4.30	1	GGB-FXD-240242-30Y-2.000-1.000	---	---	---	10.0000 22/06/2015	---	---	---	---	---
4,000,000	1,000.00	3.88	Actual/Actual	12/03/2029	10	---	12/03	3.88	1	GGB-FXD-120329-10Y-3.875-1.000	---	---	---	---	---	---	100.0000	B	15/10/2019
4,500,000	1,000.00	0.00	Actual/Actual	12/02/2026	5	---	12/02	0.00	1	GGB-FXD-120226-05Y-0.000-1.000	---	---	---	---	---	---	---	---	---
2,209,163	1,000.00	3.38	Actual/Actual	15/02/2025	7	---	15/02	3.38	1	GGB-FXD-150225-07Y-3.375-1.000	---	---	---	---	---	---	---	---	---
964,000	1,000.00	3.25	Actual/Actual	20/03/2025	6	---	20/03	3.25	1	GGB-FXD-200325-06Y-3.250-1.000	---	---	---	---	---	---	---	---	---
2,100,000	1,000.00	3.55	Actual/Actual	20/03/2026	7	---	20/03	3.55	1	GGB-FXD-200326-07Y-3.550-1.000	---	---	---	---	---	---	---	---	---
5,500,000	1,000.00	1.50	Actual/Actual	18/06/2030	10	---	18/06	1.50	1	GGB-FXD-180630-10Y-1.500-1.000	---	---	---	---	---	---	---	---	---
3,500,000	1,000.00	4.38	Actual/Actual	18/07/2038	15	---	18/07	4.38	1	GGB-FXD-180738-15Y-4.375-1.000	---	---	---	---	---	---	---	---	---

## Government Bonds Notes

Transactions Volume = (Pieces) \* (Nominal Price). Transactions Value = (Pieces) \* (Nominal Price) \* (price %) + (Accrued interest).

The Value of current coupon for the issues with NV 0.01 euro refers to NV 100 euros

FLR: Floating Interest Rate.

[1] - The Expiration Date of the interest bearing period and the Date for coupon payment.

## Government Bonds

Number Listed Bonds	Nominal price	Today's Rate	Accrued Interest Calc	Exp. Date [1]	Duration (years)	Note	Coupons Date	Curr. coupon value	Trading Unit	Government Bonds	Price min	Price max	Closing price	Previous closing price/date	Volume	Transactions Value	Price	Last order Buy / Sell	Date
40,000	1,000.00	4.67	FLR	Actual/360	18/09/2024	1	---	18/09 - 19/03	---	1	GGB-FLT-180924-01Y-4.670-1.000	---	---	---	---	---	---	---	---
5,364,250	1,000.00	3.25		Actual/Actual	20/03/2050	30	---	20/03	3.25	1	GGB-FXD-200350-30Y-3.250-1.000	---	---	---	---	---	---	---	---
3,924,361	1,000.00	2.00		Actual/Actual	22/04/2027	7	---	22/04	2.00	1	GGB-FXD-220427-07Y-2.000-1.000	---	---	---	---	---	99.9000	B	22/04/2020
2,500,000	1,000.00	1.88		Actual/Actual	23/07/2026	7	---	23/07	1.88	1	GGB-FXD-230726-07Y-1.875-1.000	---	---	---	---	---	---	---	---
4,700,000	1,000.00	4.25		Actual/Actual	15/06/2033	10	---	15/06	4.25	1	GGB-FXD-150633-10Y-4.250-1.000	---	---	---	---	---	---	---	---
3,500,000	1,000.00	1.88		Actual/Actual	24/01/2052	30	---	24/01	1.88	1	GGB-FXD-240152-30Y-1.875-1.000	---	---	---	---	---	---	---	---
3,700,000	1,000.00	1.75		Actual/Actual	18/06/2032	10	---	18/06	1.75	1	GGB-FXD-180632-10Y-1.750-1.000	---	---	---	---	---	---	---	---
2,200,000	1,000.00	1.13	FLR	Actual/360	15/12/2027	5	---	- 15/12 - 15/03 -	---	1	GGB-FLT-151227-05Y-1.130-1.000	---	---	---	---	---	102.1600	B	30/12/2022

## Government Bonds Notes

Transactions Volume = (Pieces) \* (Nominal Price). Transactions Value = (Pieces) \* (Nominal Price) \* (price %) + (Accrued interest).

The Value of current coupon for the issues with NV 0.01 euro refers to NV 100 euros

FLR: Floating Interest Rate.

[1] - The Expiration Date of the interest bearing period and the Date for coupon payment.

Treasury Bills & Zero Coupon Government Bonds

Issue Date	13-Week Maturity									26-Week Maturity									52-Week Maturity								
	Exp. Date	Initial Rate	Num Listed Bonds	Nominal price	Issue price	Last Trade Price	Last Trade Date	Volume Traded	Note	Exp. Date	Initial Rate	Num Listed Bonds	Nominal price	Issue price	Last Trade Price	Last Trade Date	Volume Traded	Note	Exp. Date	Initial Rate	Num Listed Bonds	Nominal price	Issue price	Last Trade Price	Last Trade Date	Volume Traded	Note
10/03/2023	---	---	---	---	---	---	---	---	---	---	---	---	---	---	---	---	---	---	08/03/2024	3.75	1,000,000	1,000.00	963.46	---	---	---	---
09/06/2023	---	---	---	---	---	---	---	---	---	---	---	---	---	---	---	---	---	---	07/06/2024	3.84	1,600,000	1,000.00	962.60	---	---	---	---
08/09/2023	---	---	---	---	---	---	---	---	---	---	---	---	---	---	---	---	---	---	06/09/2024	3.81	812,500	1,000.00	962.90	---	---	---	---
08/12/2023	---	---	---	---	---	---	---	---	---	---	---	---	---	---	---	---	---	---	08/12/2024	3.70	600,000	1,000.00	963.90	---	---	---	---

Bonds in Circulation	Currency / Min nominal traded Value	Coupons Payment Date	Current Coupon Value	Note	Coupon	Trading Unit	Issue Date	Duration (years)	Today's Interest	A.I.C in days	Bonds	Last price of previous days		Last Outcry in Cash (euro)		Trades in Pieces	Life min	Life Max	
												Price	Buy / Sell	Price	Buy / Sell				
<b>Corporate Bonds in Foreign Currency and Euro</b>																			
103,746	GBP / 10	01/12	0.25	---	65	1	01/12/1930	98	2.5	360	National Mortgage Bank	2.27	05/02/1996	2.27	S	05/02/1996	---	2.27	2.27
0	GBP / 10	01/12	0.25	---	67	1	01/12/1928	100	2.5	360	National Mortgage Bank	---	---	---	---	---	---	---	---

## Government Bonds Notes

A.I.C: Accrued Interest Calculation base.

FLR: Floating Interest Rate.

The minimum tradeable Nominal Value for all Demeterialised Government Titles is 100 Euros.

(μφρ-0)



## Athex &amp; ATHEXClear Members List

Member Name				Stock Market			Derivatives Market		ATHEXClear Member	
	Address	Phone	Fax	Market Member	Remote Member	Market Maker	Proprietary	Market Maker	General Clearing	Direct Clearing
A. SARRIS SECURITIES S.A.				a						
6, ΔΡΑΓΑΤΣΑΝΙΟΥ 6 ΑΘΗΝΑ	2103367700									
AEONIC SECURITIES C.I.F. P.L.C.				a						
, ΛΑΪΟΥ 6, ΓΡ. 301B, ANNA COURT	35725337600									
ALPHA BANK S.A.									a	
, ΣΤΑΔΙΟΥ 40 ΑΘΗΝΑ	2103260000									
ALPHA FINANCE INVESTMENT SERVICES SINGLE MEMBER SA				a		a	a	a		a
5, ΠΑΝΕΠΙΣΤΗΜΙΟΥ 45 ΑΘΗΝΑ	2103677400									
ARGUS STOCKBROKERS LTD				a	a		a			
25, 25 ΛΕΩΦΟΡΟΣ ΔΗΜΟΣΘΕΝΗ ΣΕΒΕΡΗ	0035722717000									
ATLANTIC SECURITIES LTD				a	a					
37, ΠΡΟΔΡΟΜΟΥ 37	0035722445400									
AXON SECURITIES S.A.				a			a			
48, ΣΤΑΔΙΟΥ 48 ΑΘΗΝΑ	2103363800									
BETA SECURITIES S.A.				a		a	a			a
29, Λ. ΑΛΕΞΑΝΔΡΑΣ 29 ΑΘΗΝΑ	2106478930									
BNP PARIBAS S.A.									a	
, ΛΑΜΨΑΚΟΥ 2 ΑΘΗΝΑ	2107468525									
BOFA SECURITIES EUROPE SA				a	a					
, 112 AVENUE KL'BER 75116	+33 153655555									
CAPITAL SECURITIES S.A.				a			a			
58, ΜΗΤΡΟΠΟΛΕΩΣ 58 ΑΘΗΝΑ	2103369700									
CITIGROUP GLOBAL MARKETS EUROPE AG				a	a					
16, REUTERWEG 16	+49 691366-0									
CITIGROUP GLOBAL MARKETS LIMITED				a						
1, 33 CANADA SQUARE -CANARY WHARF	+44 02079864000									
CREDIT SUISSE BANK (EUROPE), S.A.				a	a					
, CALLE AYALA 42, 3A PLANTA-B MADRID	+34917916000									
CREDIT SUISSE SECURITIES (EUROPE) LIMITED				a						
1, ONE CABOT SQUARE LONDON	+44 2078888888									
CYCLOS SECURITIES S.A.				a			a			
39, ΧΑΡΙΛΑΟΥ ΤΡΙΚΟΥΠΗ 6-8-10 ΑΘΗΝΑ	2103364300									
DEUTSCHE BANK S.A.					a					
1, GREAT WINCHESTER STREET LONDON	+44 20 754 54209	00441133361437								
EUROBANK EQUITIES INVESTMENT FIRM SINGLE MEMBER SA				a		a	a	a		a
, ΦΙΛΕΛΛΗΝΩΝ 10 & ΞΕΝΟΦΩΝΤΟΣ 13 ΑΘΗΝΑ	2103720425									
EUROBANK S.A.									a	
, ΟΘΩΝΟΣ 8 ΑΘΗΝΑ	2144043907									
EUROCORP INVESTMENT SERVICES S.A.				a			a			a
14, ΠΛ.ΦΙΛΙΚΗΣ ΕΤΑΙΡΕΙΑΣ 14 ΑΘΗΝΑ	2107263600									
EUOTRUST INVESTMENT FIRM SA				a						
113, ΣΕΒΑΣΤΟΥΠΟΛΕΩΣ 113 ΑΘΗΝΑ	2103363100									
EUROXX SECURITIES S.A.				a		a	a	a		a
7, ΠΑΛΕΟΛΟΓΟΥ CHALANDRI	+30 2106879400	210-6879401								
7, ΠΑΛΑΙΟΛΟΓΟΥ CHALANDRI	(210)-6879400	(210)-6879401								
FREEDOM FINANCE EUROPE LTD				a	a					
, ΧΡΙΣΤΑΚΗ ΚΡΑΝΟΥ 20	035725257786									
G. A. PERVANAS SECURITIES- INVESTMENT SERVICES S.A.				a						
7-9, ΣΟΦΟΚΛΕΟΥΣ 7-9 ΑΘΗΝΑ	2103727200									
GLOBAL CAPITAL SECURITIES & FINANCIAL SERVICES LTD				a	a					
50, ΛΑΡΧΙΕΠΙΣΚΟΠΟΥ ΜΑΚΑΡΙΟΥ Γ50	0035722710710									
GREENPOST TRADING EUROPE LTD				a	a	a				
, ΚΙΜΩΝΟΣ 3, ACROPOLIS MANSIONS, 2ND FLOOR, FLAT/OFFICE 202	035722521389									
HELLENIC AMERICAN SECURITIES S.A.				a		a	a			a
27, ΑΝΔΡΕΑ ΠΑΠΑΝΔΡΕΟΥ 27 MAROUSI	2103311100									
HELLENIC BANK (INVESTMENTS) LTD					a					
, ΑΥΞ.ΚΥΡΙΑΚΟΥ MATSI 31 - PO BOX 24747 NICOSIA	+357 22500100	357 22500110								
HSBC CONTINENTAL EUROPE									a	
109-111, Λ.ΜΕΣΟΓΕΙΩΝ 109-111	2106960000									
INDEX SECURITIES S.A.				a						
6, ΔΡΑΓΑΤΣΑΝΙΟΥ 6 ΑΘΗΝΑ	2103213920									
J. CHR. MAVRIKIS SECURITIES S.A.				a						
5, ΣΟΦΟΚΛΕΟΥΣ 5 ΑΘΗΝΑ	2103216730									

## Athex &amp; ATHEXClear Members List

Member Name				Stock Market			Derivatives Market		ATHEXClear Member	
	Address	Phone	Fax	Market Member	Remote Member	Market Maker	Proprietary	Market Maker	General Clearing	Direct Clearing
KAPPA SECURITIES S.A.				a			a			
15, ΒΑΛΑΩΡΙΤΟΥ 15 ΑΘΗΝΑ	2103678600									
KARAMANOF SECURITIES & INVESTMENT SERVICES S.A.				a						
2, ΠΛ.ΑΓ.ΘΕΟΔΩΡΩΝ 2 ΑΘΗΝΑ	2103212947									
LAIKI FINANCIAL SERVICES LTD					a					
26, AVE. VYRONOS NICOSIA	357 22367367	357 22718567								
LEON DEPOLAS SECURITIES S.A.				a		a	a			
1, ΧΡΗΣΤΟΥ ΛΑΔΑ 1 ΑΘΗΝΑ	2103213276 -28									
MEGA EQUITY SECURITIES & FINANCIAL SERVICES PUBLIC LTD				a	a		a			
42-44, ΛΕΩΦ.ΓΡΙΒΑ ΔΙΓΕΝΗ 42-44	0035722711711									
MERIT SECURITIES S.A				a		a	a			a
5, ΣΟΦΟΚΛΕΟΥΣ 5 ΑΘΗΝΑ	2103671880									
MERRILL LYNCH INTERNATIONAL				a						
2, 2 KING EDWARD STREET LONDON	+44 20276281000									
N. CHRYSOCHOIDIS SECURITIES S.A.				a			a			a
7-9, ΣΟΦΟΚΛΕΟΥΣ 7-9 ΑΘΗΝΑ	2103213913									
NATIONAL BANK OF GREECE S.A.				a		a	a		a	
86, ΑΙΟΛΟΥ ΣΤΡ. ΑΘΗΝΑ	(210)-3341000	(210)-3228187								
68, ΑΚΑΔΙΜΙΑΣ ΣΤΡ. ΑΘΗΝΑ	(210)-3328817	(210)-3328678								
NATIONAL SECURITIES SINGLE MEMBER SA				a		a	a	a		
66, ΛΕΩΦΟΡΟΣ ΑΘΗΝΩΝ 128-132 & ΙΦΙΓΕΝΙΑΣ ΑΘΗΝΑ	2103328784									
NUNTIUS BROKERAGE AND INVESTMENT SERVICES S.A				a						
6, ΔΡΑΓΑΤΣΑΝΙΟΥ 6 ΑΘΗΝΑ	2103350599									
ONE PLUS CAPITAL LIMITED				a	a					
, 75 PRODROMOU AVENUE NICOSIA 1307	35722873760									
OPTIMA BANK S.A.				a		a	a	a	a	
, ΑΙΓΙΑΛΕΙΑΣ 32 & ΠΑΡΑΔΕΙΣΟΥ ΜΑΡΟΥΣΙ	210 8173000									
PANCRETA BANK S.A									a	
, ΙΚΑΡΟΥ 5	2810338746									
PANTELAKIS SECURITIES S.A.				a		a	a	a		
57, ΕΘΝΙΚΗΣ ΑΝΤΙΣΤΑΣΕΩΣ 57, ΚΤΙΠΙΟ Β CHALANDRI	2106965000								a	
PIRAEUS BANK S.A.				a			a			
, ΑΜΕΡΙΚΗΣ 4 ΑΘΗΝΑ	2103335000									
PIRAEUS SECURITIES S. A.				a		a	a	a		a
10, ΣΤΑΔΙΟΥ 10 ΑΘΗΝΑ	2103354100									
PROCHOICE SECURITIES LTD				a	a					
57, ΛΕΩΦ.ΣΠΥΡΟΥ ΚΥΠΡΙΑΝΟΥ 57, ΑΚΙΝΗΤΑ Φ	035724661192									
SHARELINK SECURITIES & FINANCIAL SERVICES LTD				a			a			
6, HOUSE-ΘΕΟΤΟΚΗ 6 ΜΕΓΑΡΟ ΕΛΜΗΝΑ	+357 22554200									
SOCIETE GENERALE S.A.				a	a		a			
, 17 COURS VALMY, CEDEX	+157290504									
SOLIDUS SECURITIES S.A				a			a			a
64, ΛΟΥΙΖΗΣ ΠΙΑΝΚΟΥΡ 64 ΑΘΗΝΑ	2106900600									
ST. EM. LAVRENTAKIS SECURITIES S.A.				a			a			
7-9, ΣΟΦΟΚΛΕΟΥΣ 7-9 ΑΘΗΝΑ	2103213336									
THE CYPRUS INVESTMENT & SECURITIES CORPORATION LTD				a	a					
154, 1 AG. PROKOPIΟΥ & POSIDONOS 1ST FLOOR	0035722121700									
UBS EUROPE SE				a	a					
, OPERNTURM, BOCKENHEIMER LANDSTRASSE 2-4	496921790									
UBS LIMITED					a					
1, FINSBURY AVENUE LONDON	+44 2075687135									

## List of Stocks under Market Making operations

Securities	Market Maker	Start Market Making	Stock Category	Suspension Status
MLS MULTIMEDIA SA (CR)				
	PIRAEUS SECURITIES S. A.	01/08/2019		
ALPHA ETF FTSE Athex Large Cap			Exchange Traded Funds (ETFs)	
	ALPHA FINANCE INVESTMENT SERVICES SINGLE MEMBER SA	02/01/1900		
	NATIONAL SECURITIES SINGLE MEMBER SA	02/01/1900		
ADMIE (IPTO) HOLDING S.A. (CR)			Main Market	
	EUROBANK EQUITIES INVESTMENT FIRM SINGLE MEMBER SA	24/05/2021		
	HELLENIC AMERICAN SECURITIES S.A.	09/03/2020		
	PIRAEUS SECURITIES S. A.	29/06/2017		
AEGEAN AIRLINES (CR)			Main Market	
	EUROBANK EQUITIES INVESTMENT FIRM SINGLE MEMBER SA	22/09/2020		
ALPHA SERVICES HOLD (CR)			Main Market	
	ALPHA FINANCE INVESTMENT SERVICES SINGLE MEMBER SA	29/02/2016		
	EUROBANK EQUITIES INVESTMENT FIRM SINGLE MEMBER SA	22/10/2006		
	GREENPOST TRADING EUROPE LTD	12/06/2023		
	HELLENIC AMERICAN SECURITIES S.A.	25/07/2014		
	LEON DEPOLAS SECURITIES S.A.	04/01/2016		
	MERIT SECURITIES S.A	03/09/2012		
	NATIONAL SECURITIES SINGLE MEMBER SA	02/01/1900		
	PIRAEUS SECURITIES S. A.	28/05/2009		
ALPHA TRUST (CR)			Main Market	
	EUROBANK EQUITIES INVESTMENT FIRM SINGLE MEMBER SA	06/02/2023		
	LEON DEPOLAS SECURITIES S.A.	04/01/2021		
ALUMIL (CR)			Main Market	
	PIRAEUS SECURITIES S. A.	31/07/2023		
ANDROMEDA SA (CR)			Main Market	
	BETA SECURITIES S.A.	15/02/2021		
	OPTIMA BANK S.A.	03/04/2023		
ATTICA BANK S.A. (CR)			Main Market	
	EUROXX SECURITIES S.A.	22/01/2016		
AUSTRIACARD (CB)			Main Market	
	BETA SECURITIES S.A.	23/03/2023		
	EUROBANK EQUITIES INVESTMENT FIRM SINGLE MEMBER SA	15/05/2023		
AUTOHELLAS SA (CR)			Main Market	
	ALPHA FINANCE INVESTMENT SERVICES SINGLE MEMBER SA	01/07/2019		
	EUROXX SECURITIES S.A.	02/07/2018		
AVAX S.A. (CR)			Main Market	
	EUROBANK EQUITIES INVESTMENT FIRM SINGLE MEMBER SA	14/12/2015		
	OPTIMA BANK S.A.	04/09/2023		
	PIRAEUS SECURITIES S. A.	01/02/2021		
AVE (CR)			Main Market	
	EUROXX SECURITIES S.A.	05/06/2020		
BRIQ PROPERTIES (CR)			Main Market	
	EUROBANK EQUITIES INVESTMENT FIRM SINGLE MEMBER SA	09/09/2019		
	LEON DEPOLAS SECURITIES S.A.	22/02/2021		
CC HBC AG (CR)			Main Market	
	BETA SECURITIES S.A.	08/03/2021		
	NATIONAL SECURITIES SINGLE MEMBER SA	02/01/1900		
	PIRAEUS SECURITIES S. A.	04/05/2015		
CENERGY HOLDINGS (CB)			Main Market	
	ALPHA FINANCE INVESTMENT SERVICES SINGLE MEMBER SA	02/01/2016		
	EUROBANK EQUITIES INVESTMENT FIRM SINGLE MEMBER SA	02/01/2016		
	OPTIMA BANK S.A.	14/03/2022		
	PANTELAKIS SECURITIES S.A.	27/12/2022		
CNL CAPITAL (CR)			Main Market	
	MERIT SECURITIES S.A	01/10/2018		
DIMAND (CR)			Main Market	
	ALPHA FINANCE INVESTMENT SERVICES SINGLE MEMBER SA	08/08/2022		
	EUROBANK EQUITIES INVESTMENT FIRM SINGLE MEMBER SA	08/08/2022		
	PANTELAKIS SECURITIES S.A.	15/05/2023		
EKTER SA (CR)			Main Market	
	BETA SECURITIES S.A.	26/09/2022		
	EUROBANK EQUITIES INVESTMENT FIRM SINGLE MEMBER SA	16/10/2017		
	LEON DEPOLAS SECURITIES S.A.	21/05/2018		
ELASTRON (CR)			Main Market	
	LEON DEPOLAS SECURITIES S.A.	20/02/2017		

## List of Stocks under Market Making operations

Securities	Stock Category
Market Maker	Start Market Making
<b>ELLAKTOR (CR)</b>	Main Market
ALPHA FINANCE INVESTMENT SERVICES SINGLE MEMBER SA	18/03/2019
EUROBANK EQUITIES INVESTMENT FIRM SINGLE MEMBER SA	01/06/2012
EUROXX SECURITIES S.A.	24/09/2018
NATIONAL SECURITIES SINGLE MEMBER SA	02/01/1900
PIRAEUS SECURITIES S. A.	22/10/2018
<b>ELTON SA (CR)</b>	Main Market
EUROBANK EQUITIES INVESTMENT FIRM SINGLE MEMBER SA	28/11/2022
OPTIMA BANK S.A.	30/01/2023
<b>ELVALHALCOR (CR)</b>	Main Market
ALPHA FINANCE INVESTMENT SERVICES SINGLE MEMBER SA	07/05/2018
BETA SECURITIES S.A.	09/01/2023
EUROBANK EQUITIES INVESTMENT FIRM SINGLE MEMBER SA	07/05/2018
<b>ENTERSOFT (CR)</b>	Main Market
ALPHA FINANCE INVESTMENT SERVICES SINGLE MEMBER SA	23/03/2023
EUROBANK EQUITIES INVESTMENT FIRM SINGLE MEMBER SA	22/06/2020
<b>EUROBANK HOLDINGS (CR)</b>	Main Market
ALPHA FINANCE INVESTMENT SERVICES SINGLE MEMBER SA	09/01/2006
EUROBANK EQUITIES INVESTMENT FIRM SINGLE MEMBER SA	01/06/2012
GREENPOST TRADING EUROPE LTD	12/06/2023
HELLENIC AMERICAN SECURITIES S.A.	25/07/2014
LEON DEPOLAS SECURITIES S.A.	30/11/2018
MERIT SECURITIES S.A	06/11/2017
NATIONAL SECURITIES SINGLE MEMBER SA	02/01/1900
PIRAEUS SECURITIES S. A.	28/09/2009
<b>EUROCONSULTANTS S.A. (CR)</b>	Main Market
OPTIMA BANK S.A.	01/02/2023
<b>EYDAP S.A. (CR)</b>	Main Market
ALPHA FINANCE INVESTMENT SERVICES SINGLE MEMBER SA	27/01/2020
EUROBANK EQUITIES INVESTMENT FIRM SINGLE MEMBER SA	10/06/2019
<b>FOURLIS (CR)</b>	Main Market
EUROBANK EQUITIES INVESTMENT FIRM SINGLE MEMBER SA	01/12/2016
PIRAEUS SECURITIES S. A.	06/03/2017
<b>GEK TERNA (CR)</b>	Main Market
BETA SECURITIES S.A.	08/03/2021
EUROBANK EQUITIES INVESTMENT FIRM SINGLE MEMBER SA	24/05/2021
PIRAEUS SECURITIES S. A.	29/08/2019
<b>GR. SARANTIS S.A. (CR)</b>	Main Market
BETA SECURITIES S.A.	14/05/2012
EUROBANK EQUITIES INVESTMENT FIRM SINGLE MEMBER SA	24/10/2016
<b>HELLENIC EXCHANGES-A.S.E. (CR)</b>	Main Market
HELLENIC AMERICAN SECURITIES S.A.	01/09/2014
NATIONAL SECURITIES SINGLE MEMBER SA	02/01/1900
PIRAEUS SECURITIES S. A.	04/05/2015
<b>HELLENIQ ENERGY (CR)</b>	Main Market
ALPHA FINANCE INVESTMENT SERVICES SINGLE MEMBER SA	07/11/2023
EUROBANK EQUITIES INVESTMENT FIRM SINGLE MEMBER SA	01/11/2023
HELLENIC AMERICAN SECURITIES S.A.	14/09/2015
PIRAEUS SECURITIES S. A.	20/03/2017
<b>IDEAL HOLDINGS (CR)</b>	Main Market
EUROBANK EQUITIES INVESTMENT FIRM SINGLE MEMBER SA	07/06/2021
PIRAEUS SECURITIES S. A.	07/06/2021
<b>INTERCONTINENTAL (CR)</b>	Main Market
LEON DEPOLAS SECURITIES S.A.	03/06/2019
<b>INTERLIFE G.C.I.(CR)</b>	Main Market
BETA SECURITIES S.A.	24/10/2022
<b>INTERWOOD-XYLEMPORIA (CR)</b>	Main Market
EUROBANK EQUITIES INVESTMENT FIRM SINGLE MEMBER SA	05/07/2021
PANTELAKIS SECURITIES S.A.	01/07/2021
<b>INTRAKAT (CR)</b>	Main Market
BETA SECURITIES S.A.	04/10/2021
PANTELAKIS SECURITIES S.A.	10/10/2022
<b>JUMBO SA (CR)</b>	Main Market
BETA SECURITIES S.A.	01/02/2021
EUROBANK EQUITIES INVESTMENT FIRM SINGLE MEMBER SA	25/05/2020
GREENPOST TRADING EUROPE LTD	12/06/2023
MERIT SECURITIES S.A	06/11/2017
PIRAEUS SECURITIES S. A.	06/03/2017

## List of Stocks under Market Making operations

Securities	Stock Category
Market Maker	Start Market Making
<b>KLOUKINAS - LAPPAS SA (CR)</b>	<b>Main Market</b>
OPTIMA BANK S.A.	02/01/2023
<b>KRI-KRI S.A. (CR)</b>	<b>Main Market</b>
EUROBANK EQUITIES INVESTMENT FIRM SINGLE MEMBER SA	07/05/2018
LEON DEPOLAS SECURITIES S.A.	16/01/2017
PIRAEUS SECURITIES S. A.	11/12/2023
<b>LAMDA DEVELOPMENT SA (CR)</b>	<b>Main Market</b>
EUROBANK EQUITIES INVESTMENT FIRM SINGLE MEMBER SA	08/12/2014
PANTELAKIS SECURITIES S.A.	06/11/2017
PIRAEUS SECURITIES S. A.	29/06/2017
<b>LAMPASA HOTEL SA (CR)</b>	<b>Main Market</b>
LEON DEPOLAS SECURITIES S.A.	16/01/2017
<b>MOTODYNAMICS S.A. (CR)</b>	<b>Main Market</b>
OPTIMA BANK S.A.	25/08/2023
<b>MOTOR OIL (CR)</b>	<b>Main Market</b>
BETA SECURITIES S.A.	08/03/2021
EUROBANK EQUITIES INVESTMENT FIRM SINGLE MEMBER SA	22/10/2006
GREENPOST TRADING EUROPE LTD	12/06/2023
LEON DEPOLAS SECURITIES S.A.	01/04/2019
MERIT SECURITIES S.A	25/02/2019
NATIONAL SECURITIES SINGLE MEMBER SA	02/01/1900
PIRAEUS SECURITIES S. A.	04/05/2015
<b>MPLE KEDROS (CR)</b>	<b>Main Market</b>
OPTIMA BANK S.A.	08/11/2023
OPTIMA BANK S.A.	16/10/2023
<b>MYTILINEOS (CR)</b>	<b>Main Market</b>
ALPHA FINANCE INVESTMENT SERVICES SINGLE MEMBER SA	15/04/2019
BETA SECURITIES S.A.	11/04/2022
EUROBANK EQUITIES INVESTMENT FIRM SINGLE MEMBER SA	20/09/2017
GREENPOST TRADING EUROPE LTD	12/06/2023
MERIT SECURITIES S.A	25/02/2019
NATIONAL SECURITIES SINGLE MEMBER SA	02/01/1900
PIRAEUS SECURITIES S. A.	04/05/2015
<b>NATIONAL BANK (CR)</b>	<b>Main Market</b>
ALPHA FINANCE INVESTMENT SERVICES SINGLE MEMBER SA	09/01/2006
EUROBANK EQUITIES INVESTMENT FIRM SINGLE MEMBER SA	22/10/2006
GREENPOST TRADING EUROPE LTD	12/06/2023
HELLENIC AMERICAN SECURITIES S.A.	25/07/2014
LEON DEPOLAS SECURITIES S.A.	20/05/2015
MERIT SECURITIES S.A	03/09/2012
NATIONAL SECURITIES SINGLE MEMBER SA	02/01/1900
PIRAEUS SECURITIES S. A.	08/09/2008
<b>OPAP (CR)</b>	<b>Main Market</b>
ALPHA FINANCE INVESTMENT SERVICES SINGLE MEMBER SA	09/01/2006
BETA SECURITIES S.A.	11/04/2022
EUROBANK EQUITIES INVESTMENT FIRM SINGLE MEMBER SA	22/10/2006
GREENPOST TRADING EUROPE LTD	12/06/2023
HELLENIC AMERICAN SECURITIES S.A.	25/07/2014
MERIT SECURITIES S.A	20/03/2017
NATIONAL SECURITIES SINGLE MEMBER SA	02/01/1900
PIRAEUS SECURITIES S. A.	04/05/2015
<b>OPTIMA BANK (CR)</b>	<b>Main Market</b>
ALPHA FINANCE INVESTMENT SERVICES SINGLE MEMBER SA	12/12/2023
EUROBANK EQUITIES INVESTMENT FIRM SINGLE MEMBER SA	11/12/2023
OPTIMA BANK S.A.	06/11/2023
<b>ORILINA PROPERTIES REIC (CR)</b>	<b>Main Market</b>
EUROBANK EQUITIES INVESTMENT FIRM SINGLE MEMBER SA	11/12/2023
LEON DEPOLAS SECURITIES S.A.	11/12/2023
<b>OTE (CR)</b>	<b>Main Market</b>
ALPHA FINANCE INVESTMENT SERVICES SINGLE MEMBER SA	09/01/2006
BETA SECURITIES S.A.	11/04/2022
EUROBANK EQUITIES INVESTMENT FIRM SINGLE MEMBER SA	22/10/2006
GREENPOST TRADING EUROPE LTD	12/06/2023
HELLENIC AMERICAN SECURITIES S.A.	25/07/2014
LEON DEPOLAS SECURITIES S.A.	20/04/2015
MERIT SECURITIES S.A	20/03/2017
NATIONAL SECURITIES SINGLE MEMBER SA	02/01/1900
PIRAEUS SECURITIES S. A.	08/09/2008

## List of Stocks under Market Making operations

Securities	Stock Category
Market Maker	Start Market Making
<b>P.P.A. S.A. (CR)</b>	<b>Main Market</b>
EUROBANK EQUITIES INVESTMENT FIRM SINGLE MEMBER SA	06/02/2019
<b>PAPOUTSANIS (CR)</b>	<b>Main Market</b>
ALPHA FINANCE INVESTMENT SERVICES SINGLE MEMBER SA	19/11/2018
BETA SECURITIES S.A.	25/11/2013
<b>PETROPOULOS PETROS (CR)</b>	<b>Main Market</b>
EUROBANK EQUITIES INVESTMENT FIRM SINGLE MEMBER SA	01/04/2019
PANTELAKIS SECURITIES S.A.	16/03/2020
<b>PIRAEUS FINANCIAL HOLD (CR)</b>	<b>Main Market</b>
ALPHA FINANCE INVESTMENT SERVICES SINGLE MEMBER SA	15/04/2019
EUROBANK EQUITIES INVESTMENT FIRM SINGLE MEMBER SA	22/10/2006
EUROXX SECURITIES S.A.	15/02/2016
GREENPOST TRADING EUROPE LTD	12/06/2023
HELLENIC AMERICAN SECURITIES S.A.	25/07/2014
LEON DEPOLAS SECURITIES S.A.	30/11/2018
MERIT SECURITIES S.A	16/09/2013
NATIONAL SECURITIES SINGLE MEMBER SA	02/01/1900
PIRAEUS SECURITIES S. A.	16/02/2009
<b>PPC (CR)</b>	<b>Main Market</b>
ALPHA FINANCE INVESTMENT SERVICES SINGLE MEMBER SA	09/01/2006
BETA SECURITIES S.A.	01/02/2021
EUROBANK EQUITIES INVESTMENT FIRM SINGLE MEMBER SA	22/10/2006
GREENPOST TRADING EUROPE LTD	12/06/2023
HELLENIC AMERICAN SECURITIES S.A.	01/09/2014
MERIT SECURITIES S.A	06/11/2017
NATIONAL SECURITIES SINGLE MEMBER SA	02/01/1900
PIRAEUS SECURITIES S. A.	28/09/2009
<b>PREMA (CR)</b>	<b>Main Market</b>
BETA SECURITIES S.A.	01/06/2021
LEON DEPOLAS SECURITIES S.A.	05/12/2022
PANTELAKIS SECURITIES S.A.	23/12/2021
<b>PROFILE SA (CR)</b>	<b>Main Market</b>
OPTIMA BANK S.A.	03/04/2023
PANTELAKIS SECURITIES S.A.	01/07/2019
<b>QUALITY &amp; RELIABILITY SA (CR)</b>	<b>Main Market</b>
OPTIMA BANK S.A.	03/01/2023
<b>QUEST HOLDINGS (CR)</b>	<b>Main Market</b>
BETA SECURITIES S.A.	26/03/2018
EUROBANK EQUITIES INVESTMENT FIRM SINGLE MEMBER SA	28/01/2019
<b>REVOIL (CR)</b>	<b>Main Market</b>
BETA SECURITIES S.A.	26/06/2023
<b>SIDMA STEEL (CR)</b>	<b>Main Market</b>
OPTIMA BANK S.A.	25/05/2023
<b>SPACE HELLAS SA (CR)</b>	<b>Main Market</b>
MERIT SECURITIES S.A	09/12/2022
<b>TECHNICAL OLYMPIC SA (CR)</b>	<b>Main Market</b>
OPTIMA BANK S.A.	05/07/2023
<b>TERNA ENERGY (CR)</b>	<b>Main Market</b>
EUROBANK EQUITIES INVESTMENT FIRM SINGLE MEMBER SA	24/05/2021
PIRAEUS SECURITIES S. A.	09/12/2019
<b>THRACE PLASTICS SA (CR)</b>	<b>Main Market</b>
ALPHA FINANCE INVESTMENT SERVICES SINGLE MEMBER SA	26/03/2018
EUROBANK EQUITIES INVESTMENT FIRM SINGLE MEMBER SA	26/03/2018
<b>TITAN CEMENT (CB)</b>	<b>Main Market</b>
BETA SECURITIES S.A.	01/02/2021
EUROBANK EQUITIES INVESTMENT FIRM SINGLE MEMBER SA	06/11/2019
PIRAEUS SECURITIES S. A.	18/01/2021
<b>TRADE ESTATES REIC (CR)</b>	<b>Main Market</b>
EUROBANK EQUITIES INVESTMENT FIRM SINGLE MEMBER SA	08/11/2023
EUROBANK EQUITIES INVESTMENT FIRM SINGLE MEMBER SA	10/11/2023
PANTELAKIS SECURITIES S.A.	08/11/2023
PANTELAKIS SECURITIES S.A.	10/11/2023
<b>TZIRAKIAN PROFIL (CR)</b>	<b>Main Market</b>
LEON DEPOLAS SECURITIES S.A.	19/07/2021
<b>VIOHALCO SA/NV (CB)</b>	<b>Main Market</b>
ALPHA FINANCE INVESTMENT SERVICES SINGLE MEMBER SA	11/03/2008
EUROBANK EQUITIES INVESTMENT FIRM SINGLE MEMBER SA	04/03/2014
MERIT SECURITIES S.A	17/03/2014

Underlying Asset				Derivatives Market													
Price max	Price min	Closing price	change	Delivery Month	Open price	Price max	Price min	Last price	Closing price	Last Bid	Last Ask	Fixing price*	Life high	Life low	Trades	Volume	Open Interest
<b>FTSE/Athex Large Cap</b>				(Trade Unit: 1 Index Point x 2E, Cash Settlement)													
3,154.87	3,109.50	3,143.29	0.98%	January 2024	3,136.75	3,167.25	3,136.75	3,164.50	3,164.50	---	---		3,173.00	---	125	705	2,938
				February 2024	3,138.25	3,169.00	3,138.25	3,160.50	3,160.50	---	---		3,169.00	---	22	194	89
				March 2024	---	---	---	---	3,128.00	---	---		---	---	---	---	---
				June 2024	---	---	---	---	3,145.00	---	---		---	---	---	---	---
				September 2024	---	---	---	---	3,160.75	---	---		---	---	---	---	---
				December 2024	---	---	---	---	3,176.50	---	---		---	---	---	---	---
<b>FTSE/Athex Banks</b>				(Trade Unit: 1 Index Point x 15E, Cash Settlement)													
1,094.57	1,071.07	1,087.66	1.52%	March 2024	---	---	---	---	1,104.25	---	---		1,099.75	---	---	---	1,540
				June 2024	---	---	---	---	1,082.50	---	---		---	---	---	---	---
				September 2024	---	---	---	---	1,087.75	---	---		---	---	---	---	---
				December 2024	---	---	---	---	1,093.25	---	---		---	---	---	---	---
<b>MSCI GREECE REBASED</b>				(Trade Unit: 1 Index Point x 2E, Cash Settlement)													
5,059.45	4,983.73	5,039.05	1.06%	January 2024	---	---	---	---	4,954.75	---	---		5,079.00	---	---	---	83
				February 2024	---	---	---	---	5,002.75	---	---		---	---	---	---	---
				March 2024	---	---	---	---	5,010.50	---	---		---	---	---	---	---
				April 2024	---	---	---	---	5,020.25	---	---		---	---	---	---	---
				May 2024	---	---	---	---	5,028.00	---	---		---	---	---	---	---
				June 2024	---	---	---	---	5,037.75	---	---		---	---	---	---	---
				September 2024	---	---	---	---	5,063.00	---	---		---	---	---	---	---
				December 2024	---	---	---	---	5,088.00	---	---		---	---	---	---	---

Derivatives notes

Fixing prices and final open positions can be retrieved from the following path <http://www.helex.gr/el/web/guest/statistics-end-of-day-derivatives>

Underlying Asset				Derivatives Market													
Price max	Price min	Closing price	change	Delivery Month	Open price	Price max	Price min	Last price	Closing price	Last Bid	Last Ask	Fixing price*	Life high	Life low	Trades	Volume	Open Interest
<b>ADMIE (IPTO) HOLDING S.A. (CR)</b>				(Contract Size: 100 Securities, Physical Delivery)													
2.225	2.18	2.22	1.83%	March 2024	2.26	2.27	2.25	2.26	2.26	---	---	---	2.35	---	26	411	22,831
				June 2024	---	---	---	---	2.20	---	---	---	---	---	---	---	---
				September 2024	---	---	---	---	2.21	---	---	---	---	---	---	---	---
				December 2024	---	---	---	---	2.22	---	---	---	---	---	---	---	---
<b>AEGEAN AIRLINES (CR)</b>				(Contract Size: 100 Securities, Physical Delivery)													
11.42	11	11.4	2.52%	March 2024	11.20	11.61	11.18	11.61	11.61	---	---	---	12.14	---	96	429	6,941
				June 2024	---	---	---	---	11.23	---	---	---	---	---	---	---	---
				September 2024	---	---	---	---	11.29	---	---	---	---	---	---	---	---
				December 2024	---	---	---	---	11.35	---	---	---	---	---	---	---	---
<b>ALPHA SERVICES HOLD (CR)</b>				(Contract Size: 100 Securities, Physical Delivery)													
1.576	1.55	1.5515	0.10%	March 2024	1.59	1.61	1.58	1.59	1.59	---	---	---	1.61	---	273	10,573	144,872
				June 2024	---	---	---	---	1.54	---	---	---	1.47	---	---	---	---
				September 2024	---	---	---	---	1.57	---	---	---	---	---	---	---	---
				December 2024	---	---	---	---	1.58	---	---	---	---	---	---	---	---
<b>AUTOHELLAS SA (CR)</b>				(Contract Size: 100 Securities, Physical Delivery)													
12.6	12.44	12.6	0.48%	March 2024	---	---	---	---	12.49	---	---	---	13.17	---	---	---	260
				June 2024	---	---	---	---	12.67	---	---	---	---	---	---	---	---
				September 2024	---	---	---	---	12.73	---	---	---	---	---	---	---	---
				December 2024	---	---	---	---	12.80	---	---	---	---	---	---	---	---
<b>AVAX S.A. (CR)</b>				(Contract Size: 100 Securities, Physical Delivery)													
1.922	1.84	1.852	0.22%	March 2024	1.92	1.96	1.89	1.91	1.91	---	---	---	1.96	---	95	136	906
				June 2024	---	---	---	---	1.87	---	---	---	---	---	---	---	---
				September 2024	---	---	---	---	1.88	---	---	---	---	---	---	---	---
				December 2024	---	---	---	---	1.89	---	---	---	---	---	---	---	---
<b>CC HBC AG (CR)</b>				(Contract Size: 100 Securities, Physical Delivery)													
26.54	26.23	26.45	0.84%	March 2024	---	---	---	---	26.42	---	---	---	27.24	---	---	---	283
				June 2024	---	---	---	---	26.50	---	---	---	---	---	---	---	---
				September 2024	---	---	---	---	26.63	---	---	---	---	---	---	---	---
				December 2024	---	---	---	---	26.77	---	---	---	---	---	---	---	---
<b>CENERGY HOLDINGS (CB)</b>				(Contract Size: 100 Securities, Physical Delivery)													
6.99	6.86	6.94	0.58%	March 2024	7.08	7.09	7.04	7.04	7.04	---	---	---	7.16	---	43	205	4,679
				June 2024	---	---	---	---	6.97	---	---	---	---	---	---	---	---
				September 2024	---	---	---	---	7.01	---	---	---	---	---	---	---	---
				December 2024	---	---	---	---	7.04	---	---	---	---	---	---	---	---

Derivatives notes

Fixing prices and final open positions can be retrieved from the following path <http://www.helex.gr/el/web/guest/statistics-end-of-day-derivatives>



Underlying Asset				Derivatives Market													
Price max	Price min	Closing price	change	Delivery Month	Open price	Price max	Price min	Last price	Closing price	Last Bid	Last Ask	Fixing price*	Life high	Life low	Trades	Volume	Open Interest
<b>ELLAKTOR (CR)</b>				(Contract Size: 100 Securities, Physical Delivery)													
2.495	2.35	2.495	6.40%	March 2024	2.41	2.52	2.41	2.52	2.52	---	---	---	2.52	---	25	89	995
				June 2024	---	---	---	---	2.37	---	---	---	---	---	---	---	---
				September 2024	---	---	---	---	2.38	---	---	---	---	---	---	---	---
				December 2024	---	---	---	---	2.39	---	---	---	---	---	---	---	---
<b>ELVALHALCOR (CR)</b>				(Contract Size: 100 Securities, Physical Delivery)													
1.88	1.854	1.856	-0.11%	March 2024	1.91	1.92	1.90	1.90	1.90	---	---	---	1.99	---	19	92	1,179
				June 2024	---	---	---	---	1.88	---	---	---	---	---	---	---	---
				September 2024	---	---	---	---	1.89	---	---	---	---	---	---	---	---
				December 2024	---	---	---	---	1.90	---	---	---	---	---	---	---	---
<b>EUROBANK HOLDINGS (CR)</b>				(Contract Size: 100 Securities, Physical Delivery)													
1.679	1.62	1.66	2.88%	March 2024	1.65	1.70	1.65	1.68	1.68	---	---	---	1.70	---	43	629	22,319
				June 2024	---	---	---	---	1.63	---	---	---	---	---	---	---	---
				September 2024	---	---	---	---	1.64	---	---	---	---	---	---	---	---
				December 2024	---	---	---	---	1.65	---	---	---	---	---	---	---	---
<b>EYDAP S.A. (CR)</b>				(Contract Size: 100 Securities, Physical Delivery)													
5.95	5.85	5.94	1.02%	March 2024	6.03	6.05	5.96	5.96	5.96	---	---	---	6.35	---	27	107	2,658
				June 2024	---	---	---	---	5.94	---	---	---	---	---	---	---	---
				September 2024	---	---	---	---	5.97	---	---	---	---	---	---	---	---
				December 2024	---	---	---	---	6.00	---	---	---	---	---	---	---	---
<b>FOURLIS (CR)</b>				(Contract Size: 100 Securities, Physical Delivery)													
4.08	4.02	4.03	0.25%	March 2024	4.13	4.16	4.12	4.12	4.12	---	---	---	4.20	---	5	14	929
				June 2024	---	---	---	---	4.06	---	---	---	---	---	---	---	---
				September 2024	---	---	---	---	4.08	---	---	---	---	---	---	---	---
				December 2024	---	---	---	---	4.10	---	---	---	---	---	---	---	---
<b>GEK TERNA (CR)</b>				(Contract Size: 100 Securities, Physical Delivery)													
13.3	13.08	13.16	-0.75%	March 2024	13.45	13.45	13.32	13.32	13.32	---	---	---	13.45	---	10	35	6,060
				June 2024	---	---	---	---	13.40	---	---	---	---	---	---	---	---
				September 2024	---	---	---	---	13.46	---	---	---	---	---	---	---	---
				December 2024	---	---	---	---	13.53	---	---	---	---	---	---	---	---
<b>HELLENIC EXCHANGES-A.S.E. (CR)</b>				(Contract Size: 100 Securities, Physical Delivery)													
5.48	5.38	5.42	-0.37%	March 2024	5.52	5.58	5.45	5.45	5.45	---	---	---	5.62	---	37	208	8,962
				June 2024	---	---	---	---	5.50	---	---	---	---	---	---	---	---
				September 2024	---	---	---	---	5.52	---	---	---	---	---	---	---	---
				December 2024	---	---	---	---	5.55	---	---	---	---	---	---	---	---

Derivatives notes

Fixing prices and final open positions can be retrieved from the following path <http://www.helex.gr/el/web/guest/statistics-end-of-day-derivatives>

Underlying Asset				Derivatives Market													
Price max	Price min	Closing price	change	Delivery Month	Open price	Price max	Price min	Last price	Closing price	Last Bid	Last Ask	Fixing price*	Life high	Life low	Trades	Volume	Open Interest
<b>HELLENiQ ENERGY (CR)</b>				(Contract Size: 100 Securities, Physical Delivery)													
7.25	7.16	7.16	-0.56%	March 2024	7.11	7.13	7.05	7.10	7.10	---	---	---	7.88	---	36	113	5,420
---	---	---	---	June 2024	---	---	---	---	7.27	---	---	---	---	---	---	---	---
---	---	---	---	September 2024	---	---	---	---	7.31	---	---	---	---	---	---	---	---
---	---	---	---	December 2024	---	---	---	---	7.35	---	---	---	---	---	---	---	---
<b>INTRACOM HOLDINGS (CR)</b>				(Contract Size: 100 Securities, Physical Delivery)													
3.18	3.07	3.17	2.26%	March 2024	3.18	3.26	3.18	3.21	3.21	---	---	---	3.26	---	39	223	6,119
---	---	---	---	June 2024	---	---	---	---	3.13	---	---	---	---	---	---	---	---
---	---	---	---	September 2024	---	---	---	---	3.15	---	---	---	---	---	---	---	---
---	---	---	---	December 2024	---	---	---	---	3.16	---	---	---	---	---	---	---	---
<b>INTRAKAT (CR)</b>				(Contract Size: 100 Securities, Physical Delivery)													
4.3	4.085	4.3	5.01%	March 2024	4.18	4.34	4.18	4.30	4.30	---	---	---	4.34	---	74	577	9,117
---	---	---	---	June 2024	---	---	---	---	4.14	---	---	---	---	---	---	---	---
---	---	---	---	September 2024	---	---	---	---	4.16	---	---	---	---	---	---	---	---
---	---	---	---	December 2024	---	---	---	---	4.18	---	---	---	---	---	---	---	---
<b>JUMBO SA (CR)</b>				(Contract Size: 100 Securities, Physical Delivery)													
24.98	24.32	24.5	-1.29%	March 2024	25.03	25.33	24.93	24.95	24.95	---	---	---	26.56	---	48	104	931
---	---	---	---	June 2024	---	---	---	---	25.08	---	---	---	---	---	---	---	---
---	---	---	---	September 2024	---	---	---	---	25.20	---	---	---	---	---	---	---	---
---	---	---	---	December 2024	---	---	---	---	25.33	---	---	---	---	---	---	---	---
<b>LAMDA DEVELOPMENT SA (CR)</b>				(Contract Size: 100 Securities, Physical Delivery)													
6.86	6.74	6.805	1.42%	March 2024	6.97	6.97	6.88	6.92	6.92	---	---	---	7.13	---	17	73	5,734
---	---	---	---	June 2024	---	---	---	---	6.78	---	---	---	---	---	---	---	---
---	---	---	---	September 2024	---	---	---	---	6.81	---	---	---	---	---	---	---	---
---	---	---	---	December 2024	---	---	---	---	6.85	---	---	---	---	---	---	---	---
<b>MIG (CR)</b>				(Contract Size: 100 Securities, Physical Delivery)													
5	4.75	5	2.67%	March 2024	4.86	4.92	4.82	4.88	4.88	---	---	---	5.30	---	6	19	69
---	---	---	---	June 2024	---	---	---	---	4.92	---	---	---	---	---	---	---	---
---	---	---	---	September 2024	---	---	---	---	4.94	---	---	---	---	---	---	---	---
---	---	---	---	December 2024	---	---	---	---	4.97	---	---	---	---	---	---	---	---
<b>MOTOR OIL (CR)</b>				(Contract Size: 100 Securities, Physical Delivery)													
24.74	24	24.58	0.41%	March 2024	24.83	24.84	24.37	24.38	24.38	---	---	---	25.04	---	22	98	561
---	---	---	---	June 2024	---	---	---	---	24.73	---	---	---	---	---	---	---	---
---	---	---	---	September 2024	---	---	---	---	24.86	---	---	---	---	---	---	---	---
---	---	---	---	December 2024	---	---	---	---	24.98	---	---	---	---	---	---	---	---

Derivatives notes

Fixing prices and final open positions can be retrieved from the following path <http://www.helex.gr/el/web/guest/statistics-end-of-day-derivatives>

Underlying Asset				Derivatives Market													
Price max	Price min	Closing price	change	Delivery Month	Open price	Price max	Price min	Last price	Closing price	Last Bid	Last Ask	Fixing price*	Life high	Life low	Trades	Volume	Open Interest
<b>MYTILINEOS (CR)</b>																	
(Contract Size: 100 Securities, Physical Delivery)																	
36.9	36.1	36.9	1.99%	March 2024	36.70	37.40	36.70	37.40	37.40	---	---	---	38.20	---	41	105	2,977
---	---	---	---	June 2024	---	---	---	---	36.55	---	---	---	---	---	---	---	---
---	---	---	---	September 2024	---	---	---	---	36.74	---	---	---	---	---	---	---	---
---	---	---	---	December 2024	---	---	---	---	36.92	---	---	---	---	---	---	---	---
<b>NATIONAL BANK (CR)</b>																	
(Contract Size: 100 Securities, Physical Delivery)																	
6.5	6.308	6.46	1.29%	March 2024	6.44	6.58	6.41	6.53	6.53	---	---	---	6.58	---	142	824	16,325
---	---	---	---	June 2024	---	---	---	---	6.44	---	---	---	---	---	---	---	---
---	---	---	---	September 2024	---	---	---	---	6.48	---	---	---	---	---	---	---	---
---	---	---	---	December 2024	---	---	---	---	6.51	---	---	---	---	---	---	---	---
<b>OPAP (CR)</b>																	
(Contract Size: 100 Securities, Physical Delivery)																	
15.29	15.06	15.25	1.26%	March 2024	15.40	15.44	15.37	15.40	15.40	---	---	---	15.44	---	17	51	1,334
---	---	---	---	June 2024	---	---	---	---	15.22	---	---	---	---	---	---	---	---
---	---	---	---	September 2024	---	---	---	---	15.29	---	---	---	---	---	---	---	---
---	---	---	---	December 2024	---	---	---	---	15.37	---	---	---	---	---	---	---	---
<b>OPTIMA BANK (CR)</b>																	
(Contract Size: 100 Securities, Physical Delivery)																	
7.82	7.68	7.75	0.26%	March 2024	7.65	7.65	7.65	7.65	7.65	---	---	---	7.71	---	4	26	58
---	---	---	---	June 2024	---	---	---	---	7.81	---	---	---	---	---	---	---	---
---	---	---	---	September 2024	---	---	---	---	7.85	---	---	---	---	---	---	---	---
---	---	---	---	December 2024	---	---	---	---	7.89	---	---	---	---	---	---	---	---
<b>OTE (CR)</b>																	
(Contract Size: 100 Securities, Physical Delivery)																	
13.02	12.8	12.8	-1.31%	March 2024	13.21	13.21	13.03	13.03	13.03	---	---	---	13.69	---	92	515	6,799
---	---	---	---	June 2024	---	---	---	---	13.10	---	---	---	---	---	---	---	---
---	---	---	---	September 2024	---	---	---	---	13.17	---	---	---	---	---	---	---	---
---	---	---	---	December 2024	---	---	---	---	13.24	---	---	---	---	---	---	---	---
<b>P.P.A. S.A. (CR)</b>																	
(Contract Size: 100 Securities, Physical Delivery)																	
23.35	22.85	23	-1.71%	March 2024	---	---	---	---	23.40	---	---	---	24.25	---	---	---	140
---	---	---	---	June 2024	---	---	---	---	23.64	---	---	---	---	---	---	---	---
---	---	---	---	September 2024	---	---	---	---	23.76	---	---	---	---	---	---	---	---
---	---	---	---	December 2024	---	---	---	---	23.88	---	---	---	---	---	---	---	---
<b>PIRAEUS FINANCIAL HOLD (CR)</b>																	
(Contract Size: 100 Securities, Physical Delivery)																	
3.306	3.242	3.3	1.66%	March 2024	3.30	3.38	3.29	3.37	3.37	---	---	---	3.38	---	305	3,918	66,890
---	---	---	---	June 2024	---	---	---	---	3.28	---	---	---	---	---	---	---	---
---	---	---	---	September 2024	---	---	---	---	3.30	---	---	---	---	---	---	---	---
---	---	---	---	December 2024	---	---	---	---	3.31	---	---	---	---	---	---	---	---

Derivatives notes

Fixing prices and final open positions can be retrieved from the following path <http://www.helex.gr/el/web/guest/statistics-end-of-day-derivatives>

Underlying Asset				Derivatives Market													
Price max	Price min	Closing price	change	Delivery Month	Open price	Price max	Price min	Last price	Closing price	Last Bid	Last Ask	Fixing price*	Life high	Life low	Trades	Volume	Open Interest
<b>PPC (CR)</b>				(Contract Size: 100 Securities, Physical Delivery)													
11.3	10.9	11.22	2.37%	March 2024	11.25	11.58	11.25	11.50	11.50	---	---	---	11.58	---	178	1,109	25,474
				June 2024	---	---	---	---	11.07	---	---	---	---	---	---	---	---
				September 2024	---	---	---	---	11.13	---	---	---	---	---	---	---	---
				December 2024	---	---	---	---	11.18	---	---	---	---	---	---	---	---
<b>QUEST HOLDINGS (CR)</b>				(Contract Size: 100 Securities, Physical Delivery)													
5.53	5.33	5.53	3.56%	March 2024	---	---	---	---	5.33	---	---	---	5.67	---	---	---	51
				June 2024	---	---	---	---	5.40	---	---	---	---	---	---	---	---
				September 2024	---	---	---	---	5.42	---	---	---	---	---	---	---	---
				December 2024	---	---	---	---	5.45	---	---	---	---	---	---	---	---
<b>TERNA ENERGY (CR)</b>				(Contract Size: 100 Securities, Physical Delivery)													
15.91	15.51	15.62	0.13%	March 2024	15.97	16.13	15.82	15.93	15.93	---	---	---	16.29	---	71	492	14,907
				June 2024	---	---	---	---	15.76	---	---	---	---	---	---	---	---
				September 2024	---	---	---	---	15.84	---	---	---	---	---	---	---	---
				December 2024	---	---	---	---	15.92	---	---	---	---	---	---	---	---
<b>TITAN CEMENT (CB)</b>				(Contract Size: 100 Securities, Physical Delivery)													
21.9	21.3	21.4	0.23%	March 2024	21.97	21.97	21.77	21.77	21.77	---	---	---	22.15	---	11	50	516
				June 2024	---	---	---	---	21.57	---	---	---	---	---	---	---	---
				September 2024	---	---	---	---	21.68	---	---	---	---	---	---	---	---
				December 2024	---	---	---	---	21.79	---	---	---	---	---	---	---	---
<b>VIOHALCO SA/NV (CB)</b>				(Contract Size: 100 Securities, Physical Delivery)													
5.39	5.3	5.37	0.94%	March 2024	5.43	5.54	5.43	5.54	5.54	---	---	---	5.67	---	21	71	4,032
				June 2024	---	---	---	---	5.37	---	---	---	---	---	---	---	---
				September 2024	---	---	---	---	5.40	---	---	---	---	---	---	---	---
				December 2024	---	---	---	---	5.43	---	---	---	---	---	---	---	---

## Derivatives notes

Fixing prices and final open positions can be retrieved from the following path <http://www.helex.gr/el/web/guest/statistics-end-of-day-derivatives>

FTSE/Athex Large Cap

(Trade Unit: 1 Index Point x 2€ - Exercise Style: European, Cash Settlement)

Call Options															Put Options																			
January 2024								February 2024							Other Months		January 2024								February 2024							Other Months		Exercise Price
Open price	Price max	Price min	Last price	Closing price	Volume	Open Interest	Open price	Price max	Price min	Last price	Closing price	Volume	Open Interest	Volume	Open Interest	Open price	Price max	Price min	Last price	Closing price	Volume	Open Interest	Open price	Price max	Price min	Last price	Closing price	Volume	Open Interest	Volume	Open Interest			
2,200	-	-	-	-	-	-	-	-	-	-	-	-	-	-	-	-	-	-	-	-	-	-	-	-	-	-	-	-	-	-	-	2,200		
2,250	-	-	-	-	-	-	-	-	-	-	-	-	-	-	-	-	-	-	-	-	-	-	-	-	-	-	-	-	-	-	-	2,250		
2,300	-	-	-	-	-	-	-	-	-	-	-	-	-	-	-	-	-	-	-	-	-	-	-	-	-	-	-	-	-	-	-	2,300		
2,350	-	-	-	-	-	-	-	-	-	-	-	-	-	-	-	-	-	-	-	-	-	-	-	-	-	-	-	-	-	-	-	2,350		
2,400	-	-	-	-	-	-	-	-	-	-	-	-	-	-	-	-	-	-	-	-	-	-	-	-	-	-	-	-	-	-	-	2,400		
2,450	-	-	-	-	-	-	-	-	-	-	-	-	-	-	-	-	-	-	-	-	-	-	-	-	-	-	-	-	-	-	-	2,450		
2,500	-	-	-	-	-	-	-	-	-	-	-	-	-	-	-	-	-	-	-	-	-	-	-	-	-	-	-	-	-	-	-	2,500		
2,550	-	-	-	-	-	-	-	-	-	-	-	-	-	-	-	-	-	-	-	-	-	-	-	-	-	-	-	-	-	-	-	2,550		
2,600	-	-	-	-	-	-	-	-	-	-	-	-	-	-	-	-	-	-	-	-	-	-	-	-	-	-	-	-	-	-	-	2,600		
2,650	0.00	0.00	0.00	-	459.00	-	-	-	-	-	-	-	-	-	-	0.00	0.00	0.00	-	0.23	-	-	-	-	-	-	-	-	-	-	-	2,650		
2,700	0.00	0.00	0.00	-	410.00	-	-	-	-	-	-	-	-	-	-	0.00	0.00	0.00	-	0.59	-	-	-	-	-	-	-	-	-	-	-	2,700		
2,750	0.00	0.00	0.00	-	361.00	-	-	-	-	-	-	-	-	-	-	0.00	0.00	0.00	-	1.40	-	-	-	-	-	-	-	-	-	-	-	2,750		
2,800	0.00	0.00	0.00	-	312.00	-	-	0.00	0.00	0.00	-	323.00	-	-	-	0.00	0.00	0.00	-	3.00	-	-	0.00	0.00	0.00	-	12.25	-	-	-	2,800			
2,850	0.00	0.00	0.00	-	266.00	-	-	0.00	0.00	0.00	-	280.00	-	-	-	0.00	0.00	0.00	-	6.10	-	-	0.00	0.00	0.00	-	19.00	-	-	-	2,850			
2,900	0.00	0.00	0.00	-	221.00	-	-	0.00	0.00	0.00	-	239.00	-	-	-	0.00	0.00	0.00	-	11.25	-	-	0.00	0.00	0.00	-	28.25	-	-	-	2,900			
2,950	0.00	0.00	0.00	-	179.00	-	-	0.00	0.00	0.00	-	202.00	-	-	-	0.00	0.00	0.00	-	19.50	-	-	0.00	0.00	0.00	-	40.25	-	-	-	2,950			
3,000	0.00	0.00	0.00	-	141.00	-	42	0.00	0.00	0.00	-	167.00	-	-	-	0.00	0.00	0.00	-	31.50	-	45	0.00	0.00	0.00	-	56.00	-	-	-	3,000			
3,050	142.00	142.00	142.00	142.00	142.00	20	-	177.00	177.00	177.00	177.00	177.00	20	40	-	0.00	142.00	0.00	-	48.25	-	20	0.00	0.00	0.00	-	75.00	-	1	-	3,050			
3,100	109.00	109.00	109.00	109.00	109.00	20	60	145.00	145.00	130.00	130.00	130.00	40	-	-	50.00	109.00	50.00	50.00	50.00	50.00	20	22	84.50	84.50	84.50	84.50	84.50	20	20	-	3,100		
3,150	0.00	0.00	0.00	-	57.50	-	41	0.00	0.00	0.00	-	87.00	-	-	-	0.00	0.00	0.00	-	97.50	-	40	96.50	106.00	96.50	106.00	106.00	80	20	-	-	3,150		
3,200	0.00	0.00	0.00	-	39.75	-	20	0.00	0.00	0.00	-	67.50	-	-	-	99.00	0.00	98.50	98.50	98.50	40	40	124.00	133.00	122.00	133.00	133.00	60	-	-	-	3,200		
3,250	0.00	0.00	0.00	-	26.50	-	-	0.00	0.00	0.00	-	51.50	-	-	-	0.00	0.00	0.00	-	166.00	-	-	0.00	0.00	0.00	-	189.00	-	-	-	-	3,250		
3,300	0.00	0.00	0.00	-	17.00	-	-	0.00	0.00	0.00	-	38.50	-	-	-	0.00	0.00	0.00	-	207.00	-	-	0.00	0.00	0.00	-	226.00	-	-	-	-	3,300		
3,350	0.00	0.00	0.00	-	10.50	-	-	0.00	0.00	0.00	-	28.25	-	-	-	0.00	0.00	0.00	-	250.00	-	-	0.00	0.00	0.00	-	266.00	-	-	-	-	3,350		
3,400	0.00	0.00	0.00	-	6.20	-	-	0.00	0.00	0.00	-	20.50	-	-	-	0.00	0.00	0.00	-	296.00	-	-	0.00	0.00	0.00	-	308.00	-	-	-	-	3,400		
3,450	-	-	-	-	-	-	-	-	-	-	-	-	-	-	-	-	-	-	-	-	-	-	-	-	-	-	-	-	-	-	-	3,450		
3,500	-	-	-	-	-	-	-	-	-	-	-	-	-	-	-	-	-	-	-	-	-	-	-	-	-	-	-	-	-	-	-	3,500		
Totals:						40	163					60	40	0	0							60	167						160	41	0	0		
Number of Trades:						3						3		0								3						8		0				

ALPHA SERVICES HOLD (CR)

(Contract Size: 100 Securities, Exercise Style: American, Physical Delivery)

Call Options														Put Options																		
January 2024							February 2024							Other Months		January 2024							February 2024							Other Months		Exercise Price
Open price	Price max	Price min	Last price	Closing price	Volume	Open Interest	Open price	Price max	Price min	Last price	Closing price	Volume	Open Interest	Volume	Open Interest	Open price	Price max	Price min	Last price	Closing price	Volume	Open Interest	Open price	Price max	Price min	Last price	Closing price	Volume	Open Interest	Volume	Open Interest	
0.800					-	-						-	-									-	-									0.008
0.850					-	-						-	-									-	-									0.009
0.900	0.000	0.000	0.000	0.652	-	-						-	-			0.000	0.000	0.000	0.001	-	-											0.009
0.950	0.000	0.000	0.000	0.602	-	-						-	-			0.000	0.000	0.000	0.001	-	-											0.010
1.000	0.000	0.000	0.000	0.552	-	-	0.000	0.000	0.000	0.553	-	-			0.000	0.000	0.000	0.001	-	-	0.000	0.000	0.000	0.001	-	-					0.010	
1.100	0.000	0.000	0.000	0.452	-	-	0.000	0.000	0.000	0.454	-	-			0.000	0.000	0.000	0.001	-	-	0.000	0.000	0.000	0.001	-	-					0.011	
1.200	0.000	0.000	0.000	0.353	-	-	0.000	0.000	0.000	0.357	-	-			0.000	0.000	0.000	0.001	-	-	0.000	0.000	0.000	0.003	-	-					0.012	
1.300	0.000	0.000	0.000	0.256	-	-	0.000	0.000	0.000	0.265	-	-			0.000	0.000	0.000	0.004	-	-	0.000	0.000	0.000	0.010	-	-					0.013	
1.400	0.000	0.000	0.000	0.168	-	-	0.000	0.000	0.000	0.184	-	-			0.000	0.000	0.000	0.015	-	-	0.000	0.000	0.000	0.029	-	-					0.014	
1.500	0.000	0.000	0.000	0.097	-	-	0.000	0.000	0.000	0.118	-	-			0.000	0.000	0.000	0.044	-	-	0.000	0.000	0.000	0.063	-	-					0.015	
1.600	0.000	0.000	0.000	0.048	-	-	0.000	0.000	0.000	0.070	-	-			0.000	0.000	0.000	0.096	-	-	0.000	0.000	0.000	0.115	-	-					0.016	
1.700	0.000	0.000	0.000	0.021	-	-	0.000	0.000	0.000	0.038	-	-			0.000	0.000	0.000	0.168	-	-	0.000	0.000	0.000	0.184	-	-					0.017	
1.800	0.000	0.000	0.000	0.008	-	-	0.000	0.000	0.000	0.019	-	-			0.000	0.000	0.000	0.256	-	-	0.000	0.000	0.000	0.265	-	-					0.018	
1.900	0.000	0.000	0.000	0.003	-	-	0.000	0.000	0.000	0.009	-	-			0.000	0.000	0.000	0.351	-	-	0.000	0.000	0.000	0.355	-	-					0.019	
2.000	0.000	0.000	0.000	0.001	-	-	0.000	0.000	0.000	0.004	-	-			0.000	0.000	0.000	0.450	-	-	0.000	0.000	0.000	0.451	-	-					0.020	
2.200	0.000	0.000	0.000	0.001	-	-	0.000	0.000	0.000	0.001	-	-			0.000	0.000	0.000	0.650	-	-	0.000	0.000	0.000	0.650	-	-					0.022	
2.400					-	-						-	-									-	-									0.024
Totals:					0	0					0	0	0	0	0						0	0									0	0
Number of Trades:					0						0			0								0.00									0	

NATIONAL BANK (CR)

(Contract Size: 100 Securities, Exercise Style: American, Physical Delivery)

Call Options															Put Options																													
January 2024															February 2024															Other Months														
Exercise Price	Open price	Price max	Price min	Last price	Closing price	Volume	Open Interest	Open price	Price max	Price min	Last price	Closing price	Volume	Open Interest	Volume	Open Interest	Open price	Price max	Price min	Last price	Closing price	Volume	Open Interest	Open price	Price max	Price min	Last price	Closing price	Volume	Open Interest	Volume	Open Interest	Exercise Price											
3.200						-	-																											0.032										
3.400						-	-																											0.034										
3.600	0.000	0.000	0.000		2.79	-	-										0.000	0.000	0.000		0.001	-	-										0.036											
3.800	0.000	0.000	0.000		2.59	-	-										0.000	0.000	0.000		0.001	-	-										0.038											
4.000	0.000	0.000	0.000		2.39	-	-	0.000	0.000	0.000		2.39	-	-			0.000	0.000	0.000		0.001	-	-	0.000	0.000	0.000		0.001	-	-			0.040											
4.400	0.000	0.000	0.000		1.99	-	-	0.000	0.000	0.000		2.00	-	-			0.000	0.000	0.000		0.001	-	-	0.000	0.000	0.000		0.002	-	-			0.044											
4.800	0.000	0.000	0.000		1.59	-	-	0.000	0.000	0.000		1.60	-	-			0.000	0.000	0.000		0.001	-	-	0.000	0.000	0.000		0.009	-	-			0.048											
5.200	0.000	0.000	0.000		1.20	-	-	0.000	0.000	0.000		1.23	-	-			0.000	0.000	0.000		0.007	-	-	0.000	0.000	0.000		0.033	-	-			0.052											
5.600	0.000	0.000	0.000		0.824	-	-	0.000	0.000	0.000		0.890	-	-			0.000	0.000	0.000		0.034	-	3	0.000	0.000	0.000		0.091	-	-			0.056											
6.000	0.000	0.000	0.000		0.504	-	-	0.000	0.000	0.000		0.606	-	-			0.150	0.150	0.130	0.150	0.150	300	-	0.000	0.000	0.000		0.207	-	-			0.060											
6.400	0.000	0.000	0.000		0.270	-	26	0.000	0.000	0.000		0.382	-	-			0.000	0.000	0.000		0.279	-	-	0.000	0.000	0.000		0.383	-	-			0.064											
6.800	0.000	0.000	0.000		0.124	-	11	0.000	0.000	0.000		0.229	-	-			0.000	0.000	0.000		0.534	-	-	0.000	0.000	0.000		0.629	-	-			0.068											
7.200	0.000	0.000	0.000		0.049	-	-	0.000	0.000	0.000		0.126	-	-			0.000	0.000	0.000		0.859	-	-	0.000	0.000	0.000		0.927	-	-			0.072											
7.600	0.000	0.000	0.000		0.017	-	-	0.000	0.000	0.000		0.065	-	-			0.000	0.000	0.000		1.23	-	-	0.000	0.000	0.000		1.27	-	-			0.076											
8.000	0.000	0.000	0.000		0.005	-	-	0.000	0.000	0.000		0.033	-	-			0.000	0.000	0.000		1.62	-	-	0.000	0.000	0.000		1.64	-	-			0.080											
8.400	0.000	0.000	0.000		0.001	-	-	0.000	0.000	0.000		0.015	-	-			0.000	0.000	0.000		2.02	-	-	0.000	0.000	0.000		2.02	-	-			0.084											
Totals:						0	37						0	0	0	0	0					0	3								0	13	0	230										
Number of Trades:						0							0	0	0								3.00								0	0												

OPAP (CR)

(Contract Size: 100 Securities, Exercise Style: American, Physical Delivery)

Exercise Price	Call Options													Put Options																				
	January 2024						February 2024						Other Months		January 2024						February 2024						Other Months		Exercise Price					
	Open price	Price max	Price min	Last price	Closing price	Volume	Open Interest	Open price	Price max	Price min	Last price	Closing price	Volume	Open Interest	Volume	Open Interest	Open price	Price max	Price min	Last price	Closing price	Volume	Open Interest	Open price	Price max	Price min	Last price	Closing price		Volume	Open Interest	Volume	Open Interest	
9.600	0.000	0.000	0.000	5.48	-	-	0.000	0.000	0.000	5.49	-	-				0.000	0.000	0.000	0.001	-	-				0.000	0.000	0.000	0.001		-	-			
10.000	0.000	0.000	0.000	5.08	-	-	0.000	0.000	0.000	5.09	-	-				0.000	0.000	0.000	0.001	-	-				0.000	0.000	0.000	0.001	-	-				0.100
11.000	0.000	0.000	0.000	4.08	-	-	0.000	0.000	0.000	4.10	-	-				0.000	0.000	0.000	0.001	-	-				0.000	0.000	0.000	0.001	-	-				0.110
12.000	0.000	0.000	0.000	3.08	-	-	0.000	0.000	0.000	3.10	-	-				0.000	0.000	0.000	0.001	-	-				0.000	0.000	0.000	0.004	-	-				0.120
13.000	0.000	0.000	0.000	2.09	-	-	0.000	0.000	0.000	2.14	-	-				0.000	0.000	0.000	0.006	-	-				0.000	0.000	0.000	0.037	-	-				0.130
14.000	0.000	0.000	0.000	1.16	-	-	0.000	0.000	0.000	1.29	-	-				0.000	0.000	0.000	0.074	-	-				0.000	0.000	0.000	0.180	-	-				0.140
15.000	0.000	0.000	0.000	0.463	-	-	0.000	0.000	0.000	0.644	-	-				0.000	0.000	0.000	0.378	-	-				0.000	0.000	0.000	0.537	-	-				0.150
16.000	0.000	0.000	0.000	0.119	-	-	0.000	0.000	0.000	0.263	-	165				0.000	0.000	0.000	1.04	-	-				0.000	0.000	0.000	1.16	-	-				0.160
17.000	0.000	0.000	0.000	0.019	-	-	0.000	0.000	0.000	0.088	-	-				0.000	0.000	0.000	1.95	-	-				0.000	0.000	0.000	1.99	-	-				0.170
18.000	0.000	0.000	0.000	0.002	-	-	0.000	0.000	0.000	0.024	-	-				0.000	0.000	0.000	2.94	-	-				0.000	0.000	0.000	2.94	-	-				0.180
19.000	0.000	0.000	0.000	0.001	-	-	0.000	0.000	0.000	0.005	-	-				0.000	0.000	0.000	3.94	-	-				0.000	0.000	0.000	3.94	-	-				0.190
20.000	0.000	0.000	0.000	0.001	-	-	0.000	0.000	0.000	0.001	-	-				0.000	0.000	0.000	4.94	-	-				0.000	0.000	0.000	4.94	-	-				0.200
22.000	0.000	0.000	0.000	0.001	-	-					-	-				0.000	0.000	0.000	6.94	-	-								-	-				0.220
24.000					-	-					-	-								-	-								-	-				0.240
Totals:					0	0					0	165	0	0					0	0								0	0	0	0			
Number of Trades:					0						0		0						0.00									0		0				



OTE (CR)

(Contract Size: 100 Securities, Exercise Style: American, Physical Delivery)

Exercise Price	Call Options													Put Options																					
	January 2024						February 2024						Other Months		January 2024						February 2024						Other Months		Exercise Price						
	Open price	Price max	Price min	Last price	Closing price	Volume	Open Interest	Open price	Price max	Price min	Last price	Closing price	Volume	Open Interest	Volume	Open Interest	Open price	Price max	Price min	Last price	Closing price	Volume	Open Interest	Open price	Price max	Price min	Last price	Closing price		Volume	Open Interest	Volume	Open Interest		
9.200	0.000	0.000	0.000		3.79	-	-	0.000	0.000	0.000		3.80	-	-			0.000	0.000	0.000		0.001	-	-	0.000	0.000	0.000		0.001		-	-			0.092	
9.600	0.000	0.000	0.000		3.39	-	-	0.000	0.000	0.000		3.40	-	-			0.000	0.000	0.000		0.001	-	-	0.000	0.000	0.000		0.001	-	-			0.096		
10.000	0.000	0.000	0.000		2.99	-	-	0.000	0.000	0.000		3.01	-	-			0.000	0.000	0.000		0.001	-	-	0.000	0.000	0.000		0.002	-	-			0.100		
11.000	0.000	0.000	0.000		1.99	-	-	0.000	0.000	0.000		2.04	-	-			0.000	0.000	0.000		0.003	-	-	0.000	0.000	0.000		0.029	-	-			0.110		
12.000	0.000	0.000	0.000		1.06	-	-	0.000	0.000	0.000		1.17	-	-			0.000	0.000	0.000		0.066	-	-	0.000	0.000	0.000		0.165	-	-			0.120		
13.000	0.000	0.000	0.000		0.377	-	1	0.000	0.000	0.000		0.546	-	-			0.000	0.000	0.000		0.385	-	1	0.000	0.000	0.000		0.536	-	-			0.130		
14.000	0.000	0.000	0.000		0.081	-	-	0.000	0.000	0.000		0.203	-	-			0.000	0.000	0.000		1.09	-	-	0.000	0.000	0.000		1.20	-	-			0.140		
15.000	0.000	0.000	0.000		0.009	-	-	0.000	0.000	0.000		0.057	-	-			0.000	0.000	0.000		2.03	-	-	0.000	0.000	0.000		2.06	-	-			0.150		
16.000	0.000	0.000	0.000		0.001	-	-	0.000	0.000	0.000		0.013	-	-			0.000	0.000	0.000		3.03	-	-	0.000	0.000	0.000		3.03	-	-			0.160		
17.000	0.000	0.000	0.000		0.001	-	-	0.000	0.000	0.000		0.002	-	-			0.000	0.000	0.000		4.03	-	-	0.000	0.000	0.000		4.03	-	-			0.170		
18.000	0.000	0.000	0.000		0.001	-	-	0.000	0.000	0.000		0.001	-	-			0.000	0.000	0.000		5.03	-	-	0.000	0.000	0.000		5.03	-	-			0.180		
19.000	0.000	0.000	0.000		0.001	-	-						-	-			0.000	0.000	0.000		6.03	-	-					-	-			0.190			
20.000						-	-						-	-															-	-			0.200		
22.000						-	-						-	-															-	-			0.220		
Totals:						0	1							0	0	0	0							0	1							0	0	0	0
Number of Trades:						0							0	0							0.00							0							0

PIRAEUS FINANCIAL HOLD (CR)

(Contract Size: 100 Securities, Exercise Style: American, Physical Delivery)

Exercise Price	Call Options														Put Options														Exercise Price				
	January 2024							February 2024							Other Months		January 2024							February 2024							Other Months		
	Open price	Price max	Price min	Last price	Closing price	Volume	Open Interest	Open price	Price max	Price min	Last price	Closing price	Volume	Open Interest	Volume	Open Interest	Open price	Price max	Price min	Last price	Closing price	Volume	Open Interest	Open price	Price max	Price min	Last price	Closing price		Volume	Open Interest	Volume	Open Interest
1.300						-	-						-	-									-	-									0.013
1.400						-	-						-	-									-	-									0.014
1.500						-	-						-	-									-	-									0.015
1.600						-	-						-	-									-	-									0.016
1.700						-	-						-	-									-	-									0.017
1.800						-	-						-	-									-	-									0.018
1.900	0.000	0.000	0.000		1.35	-	-						-	-			0.000	0.000	0.000		0.001	-	-									0.019	
2.000	0.000	0.000	0.000		1.25	-	-	0.000	0.000	0.000		1.26	-	-			0.000	0.000	0.000		0.001	-	-	0.000	0.000	0.000		0.001	-	-		0.020	
2.200	0.000	0.000	0.000		1.05	-	-	0.000	0.000	0.000		1.06	-	-			0.000	0.000	0.000		0.001	-	-	0.000	0.000	0.000		0.001	-	-		0.022	
2.400	0.000	0.000	0.000		0.855	-	-	0.000	0.000	0.000		0.864	-	-			0.000	0.000	0.000		0.001	-	-	0.000	0.000	0.000		0.006	-	-		0.024	
2.600	0.000	0.000	0.000		0.658	-	-	0.000	0.000	0.000		0.679	-	-			0.000	0.000	0.000		0.003	-	-	0.000	0.000	0.000		0.020	-	-		0.026	
2.800	0.000	0.000	0.000		0.470	-	-	0.000	0.000	0.000		0.509	-	-			0.000	0.000	0.000		0.015	-	-	0.000	0.000	0.000		0.050	-	-		0.028	
3.000	0.000	0.000	0.000		0.305	-	-	0.000	0.000	0.000		0.365	-	-			0.000	0.000	0.000		0.050	-	-	0.000	0.000	0.000		0.105	-	-		0.030	
3.200	0.000	0.000	0.000		0.177	-	-	0.000	0.000	0.000		0.248	-	-			0.000	0.000	0.000		0.122	-	45	0.000	0.000	0.000		0.188	-	-		0.032	
3.400	0.000	0.000	0.000		0.091	-	-	0.000	0.000	0.000		0.159	-	-			0.000	0.000	0.000		0.235	-	-	0.000	0.000	0.000		0.299	-	-		0.034	
3.600	0.000	0.000	0.000		0.041	-	-	0.000	0.000	0.000		0.099	-	-			0.000	0.000	0.000		0.386	-	-	0.000	0.000	0.000		0.439	-	-		0.036	
3.800	0.000	0.000	0.000		0.016	-	-	0.000	0.000	0.000		0.058	-	-			0.000	0.000	0.000		0.562	-	-	0.000	0.000	0.000		0.599	-	-		0.038	
4.000	0.000	0.000	0.000		0.006	-	-	0.000	0.000	0.000		0.033	-	-			0.000	0.000	0.000		0.752	-	-	0.000	0.000	0.000		0.774	-	-		0.040	
4.400	0.000	0.000	0.000		0.001	-	-	0.000	0.000	0.000		0.009	-	-			0.000	0.000	0.000		1.15	-	-	0.000	0.000	0.000		1.15	-	-		0.044	
4.800						-	-						-	-								-	-									0.048	
5.200						-	-						-	-								-	-									0.052	
Totals:						0	0					0	0		0	0					0	45					0	0		0	0		
Number of Trades:						0						0		0							0.00					0		0					

PPC (CR)

(Contract Size: 100 Securities, Exercise Style: American, Physical Delivery)

Call Options																Put Options																			
January 2024								February 2024								Other Months				January 2024						February 2024				Other Months					
Exercise Price	Open price	Price max	Price min	Last price	Closing price	Volume	Open Interest	Open price	Price max	Price min	Last price	Closing price	Volume	Open Interest	Volume	Open Interest	Open price	Price max	Price min	Last price	Closing price	Volume	Open Interest	Open price	Price max	Price min	Last price	Closing price	Volume	Open Interest	Volume	Open Interest	Exercise Price		
5.600						-	-						-	-									-	-									0.056		
6.000						-	-						-	-									-	-									0.060		
6.400						-	-						-	-									-	-									0.064		
6.800						-	-						-	-									-	-									0.068		
7.200	0.000	0.000	0.000		3.77	-	-						-	-			0.000	0.000	0.000		0.001	-	-									0.072			
7.600	0.000	0.000	0.000		3.37	-	-						-	-			0.000	0.000	0.000		0.001	-	-									0.076			
8.000	0.000	0.000	0.000		2.97	-	-	0.000	0.000	0.000		2.99	-	-			0.000	0.000	0.000		0.001	-	-	0.000	0.000	0.000		0.003	-	-		0.080			
8.400	0.000	0.000	0.000		2.58	-	-	0.000	0.000	0.000		2.60	-	-			0.000	0.000	0.000		0.002	-	-	0.000	0.000	0.000		0.009	-	-		0.084			
8.800	0.000	0.000	0.000		2.18	-	-	0.000	0.000	0.000		2.21	-	-			0.000	0.000	0.000		0.002	-	-	0.000	0.000	0.000		0.024	-	-		0.088			
9.200	0.000	0.000	0.000		1.78	-	-	0.000	0.000	0.000		1.85	-	-			0.000	0.000	0.000		0.009	-	-	0.000	0.000	0.000		0.055	-	-		0.092			
9.600	0.000	0.000	0.000		1.41	-	-	0.000	0.000	0.000		1.50	-	-			0.000	0.000	0.000		0.028	-	-	0.000	0.000	0.000		0.108	-	-		0.096			
10.000	0.000	0.000	0.000		1.05	-	-	0.000	0.000	0.000		1.19	-	-			0.101	0.101	0.101	0.101	0.101	1	-	0.000	0.000	0.000		0.194	-	-		0.100			
11.000	0.000	0.000	0.000		0.387	-	-	0.000	0.000	0.000		0.575	-	-			0.000	0.000	0.000		0.408	-	-	0.000	0.000	0.000		0.582	-	-		0.110			
12.000	0.145	0.145	0.145	0.145	0.145	1	1	0.000	0.000	0.000		0.233	-	-			0.990	0.990	0.990	0.990	0.990	5	-	0.000	0.000	0.000		1.24	-	-		0.120			
13.000	0.000	0.000	0.000		0.013	-	-	0.000	0.000	0.000		0.078	-	-			0.000	0.000	0.000		2.04	-	-	0.000	0.000	0.000		2.09	-	-		0.130			
14.000	0.000	0.000	0.000		0.001	-	-	0.000	0.000	0.000		0.022	-	-			0.000	0.000	0.000		3.04	-	-	0.000	0.000	0.000		3.04	-	-		0.140			
15.000	0.000	0.000	0.000		0.001	-	-	0.000	0.000	0.000		0.005	-	-			0.000	0.000	0.000		4.04	-	-	0.000	0.000	0.000		4.04	-	-		0.150			
16.000	0.000	0.000	0.000		0.001	-	-	0.000	0.000	0.000		0.001	-	-			0.000	0.000	0.000		5.04	-	-	0.000	0.000	0.000		5.04	-	-		0.160			
Totals:						1	1						0	0	0	0						1	0									0	5	0	0
Number of Trades:						1							0	0								2.00									0		0		

Lending Products	Underlying Title	Multilateral Transactions[1]					Bilateral Transactions[2]		Stock Borrowing through OTC (volume)[3]
		Open Interest[5]	Volume(Offered)	Average Weighted	Transactions volume	Average Weighted	Transactions Volume	Average Weighted	Transactions Volume
ADMIEBOR	ADMIE (IPTO) HOLDING S.A. (CR)	14,000	---	---	---	---	---	---	188,669
AEGNBOR	AEGEAN AIRLINES (CR)	---	---	---	---	---	---	---	163,852
AETFBOR	ALPHA ETF FTSE Athex Large Cap	---	---	---	---	---	---	---	---
ALPHABOR	ALPHA SERVICES HOLD (CR)	---	---	---	---	---	---	---	57,279,561
OTOELBOR	AUTOHELLAS SA (CR)	3,279	---	---	100	4.88%	---	---	85,934
AVAXBOR	AVAX S.A. (CR)	---	---	---	---	---	---	---	---
EEEBOR	CC HBC AG (CR)	7,578	---	---	2	4.88%	---	---	42,277
CENERBOR	CENERGY HOLDINGS (CB)	6,922	---	---	---	---	---	---	64,567
ELLAKTORBOR	ELLAKTOR (CR)	12,681	---	---	---	---	---	---	24,837
ELHABOR	ELVALHALCOR (CR)	1,808	---	---	---	---	---	---	64,887
EUROBBOR	EUROBANK HOLDINGS (CR)	178,000	---	---	---	---	---	---	34,123,927
EYDAPBOR	EYDAP S.A. (CR)	845	---	---	---	---	---	---	224,564
FFGRPBOR	FOLLI FOLLIE (CR)	---	---	---	---	---	---	---	886,279
FOYRKBOR	FOURLIS (CR)	230	---	---	---	---	---	---	11,875
GEKTERNABOR	GEK TERNA (CR)	---	---	---	---	---	---	---	3,698
SARBOR	GR. SARANTIS S.A. (CR)	1,946	---	---	---	---	---	---	13,294
EXAEBOR	HELLENIC EXCHANGES-A.S.E. (CR)	4,200	---	---	---	---	---	---	167,047
ELPEBOR	HELLENIQ ENERGY (CR)	93,498	---	---	---	---	---	---	772,056
INTRKBOR	INTRACOM HOLDINGS (CR)	600	---	---	---	---	---	---	---
INKATBOR	INTRAKAT (CR)	---	---	---	---	---	---	---	---
BELABOR	JUMBO SA (CR)	---	---	---	---	---	---	---	196,303
LAMDABOR	LAMDA DEVELOPMENT SA (CR)	400	---	---	---	---	---	---	393,556
MIGBOR	MIG (CR)	1,992	---	---	---	---	---	---	40,179
MOHBOR	MOTOR OIL (CR)	35,183	---	---	400	4.88%	---	---	418,399
MYTILBOR	MYTILINEOS (CR)	19,261	---	---	---	---	---	---	168,451
ETEBOR	NATIONAL BANK (CR)	3,800	---	---	---	---	---	---	17,046,193
OPAPBOR	OPAP (CR)	4,500	---	---	---	---	---	---	1,825,090
OPTIMABOR	OPTIMA BANK (CR)	2,900	---	---	---	---	---	---	14,000
HTOBOR	OTE (CR)	1,750	---	---	---	---	---	---	1,495,482
PPABOR	P.P.A. S.A. (CR)	3,600	---	---	---	---	---	---	70,287
TPEIRBOR	PIRAEUS FINANCIAL HOLD (CR)	17,000	---	---	---	---	---	---	1,013,408

## Stock Lending Notes

[1] - Multilateral contracts Lending or Borrowing as per Methods 8-1, 8-2 and 8-3-3 (According to ATHEX BoD Resolution No.17)

[2] - Bilateral Contracts Lending or Borrowing as per Methods 8-3-1 and 8-3-2 (According to ATHEX BoD Resolution No.20 )

[3] - The information concerning OTC Stock Borrowing Transactions is based on the statements of the Dematerialised Securities System (DSS) operators involved and refers to volumes that have been registered up until the previous working day.

[4] - Average Price (Volume weighted)

[5] - The Data concerning Open Interest before the start of trading session

Lending Products	Underlying Title	Open Interest[5]	Multilateral Transactions[1]				Bilateral Transactions[2]		Stock Borrowing through OTC (volume)[3]
			Volume(Offered)	Average Weighted	Transactions volume	Average Weighted	Transactions Volume	Average Weighted	Transactions Volume
PPCBOR	PPC (CR)	2,500	---	---	---	---	---	---	1,278,881
QUALBOR	QUALITY & RELIABILITY SA (CR)	---	---	---	---	---	---	---	---
QUESTBOR	QUEST HOLDINGS (CR)	391	---	---	---	---	---	---	41,566
TENERGYBOR	TERNA ENERGY (CR)	---	---	---	---	---	---	---	277,551
TITCBOR	TITAN CEMENT (CB)	14,568	---	---	---	---	---	---	227,073
VIOBOR	VIOHALCO SA/NV (CB)	744	---	---	---	---	---	---	---

## Stock Lending Notes

[1] - Multilateral contracts Lending or Borrowing as per Methods 8-1, 8-2 and 8-3-3 (According to ATHEX BoD Resolution No.17)

[2] - Bilateral Contracts Lending or Borrowing as per Methods 8-3-1 and 8-3-2 (According to ATHEX BoD Resolution No.20 )

[3] - The information concerning OTC Stock Borrowing Transactions is based on the statements of the Dematerialised Securities System (DSS) operators involved and refers to volumes that have been registered up until the previous working day.

[4] - Average Price (Volume weighted)

[5] - The Data concerning Open Interest before the start of trading session

## Sectors codification for listed companies

12003-	ETF	10101010	Computer Services
10101015	Software	10102030	Computer Hardware
15101010	Telecommunications Equipment	15102015	Telecommunications Services
20101010	Health Care Facilities	20101025	Health Care Services
20102010	Medical Equipment	20103015	Pharmaceuticals
30101010	Banks	30202000	Diversified Financial Services
30202010	Asset Managers & Custodians	30202015	Investment Services
30204000	Closed End Investments	30302010	Full Line Insurance
30302015	Insurance Brokers	30302025	Property and Casualty Insurance
35101010	Real Estate Holding and Development	35101015	Real Estate Services
35102000	Diversified REITs	35102030	Office REITs
35102045	Retail REITs.	40201040	Rental & Leasing Services: Consumer
40202010	Home Construction	40202015	Household Furnishings
40202020	Household Appliance	40203040	Electronic Entertainment
40204020	Clothing & Accessories	40301010	Entertainment
40301030	Publishing	40301035	Radio & TV Broadcasters
40401010	Diversified Retailers	40401020	Apparel Retailers
40401025	Home Improvement Retailers	40401030	Specialty Retailers
40501010	Airlines	40501015	Travel & Tourism
40501020	Casinos & Gambling	40501025	Hotels & Motels
45101015	Distillers & Vintners	45101020	Soft Drinks
45102010	Farming Fishing Ranching & Plantations	45102020	Food Products
45103010	Tobacco	45201010	Food Retailers & Wholesalers
45201020	Personal Products	50101010	Construction
50101020	Building Roof/Wallboard and Plumbing	50101030	Cement
50101035	Building Materials: Other	50202010	Electrical Components
50203015	Plastics	50203030	Containers & Packaging
50204000	Machinery: Industrial	50204020	Machinery: Construction & Handling
50205010	Industrial Suppliers	50205020	Back Office Support HR & Consulting
50205030	Forms & Bulk Printing Services	50206015	Commercial Vehicles & Parts
50206030	Marine Transportation	50206060	Transportation Services
55101000	Diversified Materials	55101020	Textile Products
55102000	General Mining	55102010	Iron & Steel
55102015	Metal Fabricating	55102035	Aluminum
60101020	Oil Refining and Marketing	65101010	Alternative Electricity
65101015	Conventional Electricity	65102000	Multi-Utilities
65102030	Water		



**ATHEX**  
Athens Stock Exchange

Λεωφ. Αθηνών 110 104 42 Αθήνα  
110, Athinon Ave. GR 104 42 Athens  
tel. (+30)210-33.66.800, fax (+30)210-33.66.101  
[www.athexgroup.gr](http://www.athexgroup.gr)