


23

Ημερήσιο Δελτίο
Συναλλακτικής Δραστηριότητας

Daily Official List
of Trading Activity

Friday, 15 December, 2023
Year: 144 Trading Day No: 241



ATHEXGROUP
Athens Exchange Group

Disclaimer:

Hellenic Exchanges-Athens Stock Exchange S.A endeavours to ensure that the data and other material ("Information") presented on the Daily Official List are accurate and complete, but it is not liable for any errors or omissions of data or /and for the accuracy, credibility, updating and completeness of the aforesaid information nor it has any liability arising directly or indirectly from the use of the above Information.

The Company is not liable for the accuracy of the data included in listed companies' announcements. Only the sender of such an announcement is fully and solely liable for any infringement of third party's rights from the content of such announcement. All contents of the Daily Official List are provided only for information purposes and do not constitute investment advice or solicitation to invest in securities or other products listed for trading on the Exchange.

You acknowledge and agree that the Company is the owner of any property rights related to any Information appearing on the Daily Official List including intellectual property rights copyright, trademarks, etc.

The above data are a property of the Hellenic Exchanges-Athens Exchange and are copyright protected. Users are forbidden to reproduce, modify, copy, sale, transmit or redistribute, by all reproduction means and methods, part or the whole of the above data, without reference to their source.

The commercial exploitation of these data is, also, forbidden by third parties. Hellenic Exchanges-Athens Exchange does not carry any responsibility, direct or indirect, derived from usage or accidental alteration of the above data when used by third parties.

Hellenic Exchanges – Athens Stock Exchange S.A.

110 Athinon Ave., 10442 Athens, Tel: (210) 33.66.800, Fax: (210) 32.13.938

www.athexgroup.gr

Thessalonica Stock Exchange Center (T.S.E.C)

16-18 Katouni Str., Thessalonica 546 25 Tel: (2310) 567.667, Fax: (2310) 530.545

Athex Members Guarantee Fund

14-16 Fidiou Str., Athens 106 78, Tel: (210) 33.04.682, Fax: (210) 33.04.155

Hellenic Republic Capital Market Commission

1 Kolokotroni Str. & 1 Stadiou Str., Athens 10562 Tel: (210) 33.77.100 Fax: (210) 33.77.173

Table of Contents

Section 1: Statistical Figures of Securities, Derivatives and Lending

Summary of Markets

Athex Indices

Analytic Figures for Athex Market's Boards and Categories

Trading Details by Athex Sectors and Financial Instruments (ETFs)

Top 10 best & worst performing Shares

Derivatives Summary

Section 2: Analytic Figures of Shares Transactions

Analytic Figures of Shares Transactions

Shares' Notes

Section 3: Figures of Securities Transactions

Securities Blocks Details

Shares Rights Details

Stock Borrowing

Forced Sales Details

Forced Sales Registered Shares

Exchange Traded Funds (ETFs) Characteristics

Section 5: Bonds traded in Fixed Income Assets Market

Convertible Corporate Bonds - Regulated Market

Non Convertible Corporate Bonds - Regulated Market

Government Bonds

Treasury Bills & Zero Coupon Government Bonds

Government Bonds Traded with the Open Outcry Method

State Banks Bonds

Section 6: Additional Infos

Athex & ATHEXClear Members List

List of Stocks under Market Making operations

Section 7: Derivatives Market Analytic Figures

Index Futures

Stock Futures

Index Options

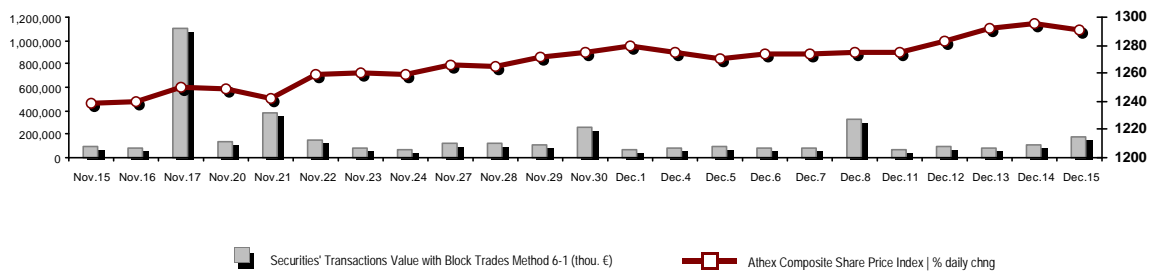
Stock Options

Stock Lending Analytic Figures

Appendix A: Sectors codification for listed companies

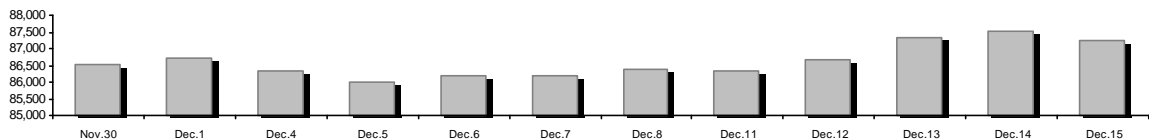
Summary of Markets

Athex Composite Share Price Index vs Shares and Derivatives Transactions Value

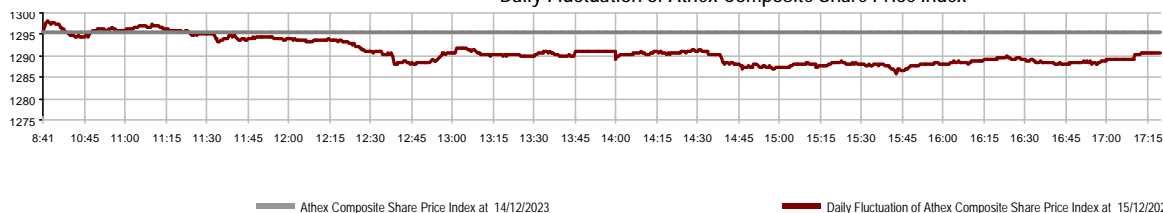


Athex Capitalisation (mill. €) **: Daily change: mill. € %	87,256.09 -246.84 -0.28%	Derivatives Total Open Interest	519,430
Yearly Avg Capitalisation: mill. € % chng prev year Avg	80,152.20 27.10%	in Index Futures % daily chng	6,234 9.85%
Athex Composite Share Price Index % daily chng	1,290.79 -0.35%	in Stock Futures % daily chng	509,334 2.52%
Athex Composite Share Price Index Capitalisation (mill. €) Daily change (mill. €)	78,900.62 -254.23	in Index Options % daily chng	2,024 0.15%
		in Stock Options % daily chng	1,838 0.00%
Securities' Transactions Value with Block Trades Method 6-1 (t) Daily change: %	177,610.00 65,052.74 57.80%	Derivatives Contracts Volume: Daily change: pieces %	95,645 -152,551 -61.46%
YtD Avg Trans. Value: thou. € % chng prev year Avg	110,785.34 53.33%	YtD Avg Derivatives Contracts % chng prev year Avg	45,047 31.14%
Blocks Transactions Value of Method 6-1 (thou. €)	6,841.59	Derivatives Trades Number: Daily change: number %	3,808 -1,860 -32.82%
Blocks Transactions Value of Method 6-2 & 6-3 (thou. €)	165.65	YtD Avg Trades number % chng prev year Avg	2,372 15.46%
Bonds Transactions Value (thou.€)	3,138.68		
Securities' Transactions Volume with Block Trades Method 6-1 (tho) Daily change: thou. pieces %	39,084.81 11,531.39 41.85%	Lending Total Open Interest Daily change: pieces %	393,597 -96,201 -19.64%
YtD Avg Volume: % chng prev year Avg	34,124.46 20.37%	Lending Volume (Multilateral/Bilateral) Daily change: pieces %	28,000 -12,500
Blocks Transactions Volume of Method 6-1 (thou. Pieces)	650.04	Multilateral Lending	27,500
Blocks Transactions Volume of Method 6-2 & 6-3 (thou. Pieces)	135.44	Bilateral Lending	500
Bonds Transactions Volume	3,219,000		
Securities' Trades Number with Block Trades Method 6-1 Daily change: number %	36,286 -8,844 -19.60%	Lending Trades Number: Daily change: %	18 11
YtD Avg Trades number % chng prev year Avg	36,429 23.84%	Multilateral Lending Trades Number	17
Number of Blocks Method 6-1	12	Bilateral Lending Trades Number	1
Number of Blocks Method 6-2 & 6-3	3		
Number of Bonds Transactions	186		

Athex Capitalisation (mill. €) **



Daily Fluctuation of Athex Composite Share Price Index



Athex Indices

Index name	15/12/2023	14/12/2023	pts.	%	Min	Max	Year min	Year max	Year change
Athex Composite Share Price Index	1,290.79 €	1,295.37	-4.58	-0.35%	1,285.93	1,298.24	929.79	1,351.68	38.83% #
Athex ESG Index	1,470.64 €	1,476.35	-5.71	-0.39%	1,465.23	1,480.26	1,057.52	1,541.00	39.05% #
FTSE/Athex Large Cap	3,120.73 €	3,134.44	-13.71	-0.44%	3,110.58	3,142.91	2,250.77	3,280.71	38.61% #
FTSE/Athex Mid Cap Index	2,207.06 #	2,198.14	8.92	0.41%	2,184.35	2,207.10	1,411.43	2,224.46	56.37% #
FTSE/ATHEX High Dividend Yield Index	3,766.36 €	3,809.18	-42.82	-1.12%	3,766.36	3,811.76	3,028.28	4,088.01	24.37% #
FTSE/ATHEX Global Traders Index Plus	3,865.97 €	3,883.04	-17.07	-0.44%	3,846.59	3,894.85	2,616.09	4,115.43	47.78% #
FTSE/ATHEX Mid & Small Cap Factor-Weighted Ind	5,527.77 €	5,564.82	-37.05	-0.67%	5,461.31	5,585.76	4,353.12	5,946.34	25.76% #
ATHEX Select Index Plus	4,536.69 €	4,558.83	-22.14	-0.49%	4,518.09	4,564.28	3,071.06	4,762.60	47.72% #
ATHEX Select Index	7,064.56 €	7,081.46	-16.90	-0.24%	7,024.12	7,105.93	4,343.88	7,125.71	62.63% #
FTSE/Athex Market Index	745.48 €	748.29	-2.81	-0.38%	742.90	750.20	539.21	780.89	38.22% #
Athex Composite Index Total Return Index	2,349.25 €	2,357.58	-8.33	-0.35%	2,340.39	2,362.79	1,641.17	2,440.14	43.14% #
FTSE/Athex Large Cap Total Return	5,163.79 €	5,182.98	-19.19	-0.37%			3,623.42	5,338.50	43.40% #
FTSE/Athex Mid Cap Total Return	2,972.29 #	2,960.28	12.01	0.41%			1,881.61	2,972.29	60.00% #
Hellenic Mid & Small Cap Index	1,912.37 €	1,917.39	-5.02	-0.26%	1,904.94	1,921.27	1,365.14	2,011.62	40.09% #
FTSE/Athex Banks	1,058.24 €	1,062.35	-4.11	-0.39%	1,051.98	1,068.59	640.09	1,117.78	65.21% #
FTSE/Athex Financial Services	1,331.72 €	1,344.07	-12.35	-0.92%	1,326.78	1,349.01	672.72	1,514.55	94.30% #
FTSE/Athex Industrial Goods & Services	8,297.42 €	8,322.34	-24.92	-0.30%	8,268.25	8,379.42	4,603.86	8,651.06	78.88% #
FTSE/Athex Retail	1,185.65 #	1,185.08	0.57	0.05%	1,180.97	1,202.45	901.21	1,375.58	31.56% #
FTSE/ATHEX Real Estate	4,478.89 €	4,527.90	-49.01	-1.08%	4,458.06	4,532.86	3,750.22	4,816.41	9.96% #
FTSE/Athex Consumer Goods & Services	14,175.46 €	14,359.93	-184.47	-1.28%	14,070.99	14,359.93	8,974.47	16,184.74	54.79% #
FTSE/Athex Food & Beverage	9,948.72 #	9,947.31	1.41	0.01%	9,863.59	9,988.57	8,101.49	11,188.59	17.51% #
FTSE/Athex Basic Resources	8,368.26 €	8,466.29	-98.03	-1.16%	8,333.67	8,519.22	6,463.31	10,590.89	28.95% #
FTSE/Athex Construction & Materials	4,944.77 #	4,915.62	29.15	0.59%	4,897.08	4,944.77	3,204.90	4,962.91	54.29% #
FTSE/Athex Energy	5,532.42 #	5,530.37	2.05	0.04%	5,492.08	5,548.90	4,689.99	5,856.79	9.99% #
FTSE/Athex Travel & Leisure	2,764.78 #	2,751.89	12.89	0.47%	2,748.70	2,764.78	2,196.17	3,051.18	24.69% #
FTSE/Athex Technology	3,160.04 #	3,153.82	6.22	0.20%	3,128.19	3,164.13	2,047.81	3,183.55	53.83% #
FTSE/Athex Telecommunications	3,621.60 €	3,674.41	-52.81	-1.44%	3,615.80	3,699.42	3,511.53	4,415.99	-11.05% €
FTSE/Athex Utilities	5,797.95 €	5,847.33	-49.38	-0.84%	5,783.37	5,863.38	4,598.77	6,190.27	26.08% #
FTSE/Athex Health Care	517.68 €	520.01	-2.33	-0.45%	509.27	526.20	380.60	526.20	23.58% #
FTSE/Athex Personal Products	7,949.28 €	8,119.86	-170.58	-2.10%	7,949.28	8,220.86	6,441.87	8,477.75	20.33% #
Athex All Share Index	301.04 €	301.88	-0.84	-0.28%	301.04	301.04	231.11	314.56	30.75% #
MSCI GREECE REBASED	4,986.55 €	5,009.46	-22.91	-0.46%	4,969.21	5,026.89	4,125.04	5,209.29	--- -
Hellenic Corporate Bond Index	128.83 #	128.35	0.48	0.38%			118.78	128.83	8.27% #
Hellenic Corporate Bond Price Index	90.21 #	89.87	0.33	0.37%			85.96	90.21	4.62% #

Note 1: FTSE/Med 100, Hellenic Corporate Bond Price Index and Hellenic Corporate Bond Index closing prices refer to the previous trading day of 13/12/2023.

Note 2: The Hellenic Mid & Small Cap Index is a Customized index calculated by the Athens Exchange.

Analytic Figures for Athex Market's Boards and Categories

	Total Traded Securities	Main Market	Surveillance	Exchange Traded Funds (ETFs)
Totals	129	119	9	1
Gain / Lose / Same:	38 / 68 / 23	38 / 63 / 18	0 / 4 / 5	0 / 1 / 0
Athex Capitalisation (mill. €) **	87,256.09	87,174.93	81.16	
Daily Average Trans/ons Value(thou.€)	110,785.34	110,490.57	251.57	84.10
Transactions Value	177,775.65	177,320.51	34.42	420.72
Main Board:	170,768.41	170,313.28	34.42	420.72
Blocks Board 6_2_3:	7,007.24	7,007.24	0.00	0.00
Forced Sales Board:	0.00	0.00	0.00	0.00
Special Terms Board:	0.00	0.00	0.00	0.00
Daily Average Transactions Volume	34,124,458	33,066,669	1,061,752	2,868
Transactions Volume	39,220,249	38,756,157	450,746	13,346
Main Board:	38,434,779	37,970,687	450,746	13,346
Blocks Board 6_2_3:	785,470	785,470	0	0
Forced Sales Board:	0	0	0	0
Special Terms Board:	0	0	0	0
Daily Average Number of Trades	36,429	36,220	203	7
Number of Trades	36,289	36,150	73	66
Main Board:	36,274	36,135	73	66
Blocks Board 6_2_3:	15	15	0	0
Forced Sales Board:	0	0	0	0
Special Terms Board:	0	0	0	0

Trading Details by Athex Sectors and Financial Instruments (ETFs)

Code	Sectors	Gain / Lose / Same	Number of Trades	Transactions Volume	Transactions Value	% of Total Trans. Value
3010	- Banks	3 / 3 / 1	12,024	26,828,721	71,758,919.05	40.36%
5510	- Basic Resources	4 / 11 / 1	1,315	385,817	1,262,772.55	0.71%
5010	- Construction & Materials	7 / 3 / 4	3,017	1,383,570	5,290,257.78	2.98%
4020	- Consumer Products & Services	2 / 2 / 4	251	51,912	293,897.21	0.17%
6010	- Energy	1 / 3 / 0	3,680	2,755,462	23,891,670.09	13.44%
12000	- Financial Instruments	0 / 1 / 0	66	13,346	420,717.62	0.24%
3020	- Financial Services	1 / 3 / 0	456	64,179	349,136.45	0.20%
4510	- Food Beverage & Tobacco	2 / 2 / 3	307	125,876	2,299,225.40	1.29%
2010	- Health Care	0 / 3 / 0	320	619,599	519,247.52	0.29%
5020	- Industrial Goods & Services	3 / 14 / 2	2,786	1,016,893	13,837,225.85	7.78%
3030	- Insurance	1 / 0 / 0	12	1,355	6,155.60	0.00%
4030	- Media	1 / 0 / 0	4	22,000	11,284.00	0.01%
4520	- Personal Care, Drug & Grocery Stores	0 / 2 / 0	251	56,685	437,298.93	0.25%
3510	- Real Estate	6 / 4 / 2	1,037	343,937	1,351,121.42	0.76%
4040	- Retail	2 / 3 / 2	1,032	399,006	7,265,951.51	4.09%
1010	- Technology	2 / 6 / 3	1,198	420,099	2,144,332.62	1.21%
1510	- Telecommunications	0 / 1 / 1	1,578	712,698	9,250,022.92	5.20%
4050	- Travel & Leisure	2 / 3 / 0	2,983	1,989,966	20,415,018.28	11.48%
6510	- Utilities	1 / 4 / 0	3,972	2,029,128	16,971,395.70	9.55%

Top 10 best & worst performing Shares

Main Market

With positive Price change			With negative Price change		
	Closing price	change		Closing price	change
ALPHA REAL ESTATE SA(CR)	7.94	9.97% #	KIRIAKOULIS SHIPPING SA (CR)	1.01	-5.61% €
ELLAKTOR (CR)	2.43	4.29% #	EYDAP S.A. (CR)	5.87	-5.17% €
EPSILON NET (CR)	9.82	3.80% #	EUROCONSULTANTS S.A. (CR)	1.05	-3.23% €
INTRAKAT (CR)	3.99	3.64% #	ELASTRON (CR)	2.78	-3.14% €
AVAX S.A. (CR)	1.74	3.33% #	ADMIE (IPTO) HOLDING S.A. (CR)	2.18	-2.90% €
P.P.A. S.A. (CR)	23.9	3.24% #	QUEST HOLDINGS (CR)	5.45	-2.68% €
KEKROPS SA (CR)	1.8	3.15% #	IKTINOS HELLAS SA (CR)	0.446	-2.51% €
KLOUKINAS - LAPPAS SA (CR)	1.42	2.90% #	AUSTRIACARD (CB)	6.05	-2.42% €
EKTER SA (CR)	3.96	1.80% #	ENTERSOFT (CR)	6.52	-2.39% €
OPTIMA BANK (CR)	7.85	1.68% #	GR. SARANTIS S.A. (CR)	8	-2.20% €
With the highest Transactions Value			With the highest Transactions Volume		
	Value (thou. €)	change		Volume	change
NATIONAL BANK (CR)	31,489.46	-0.80% €	ALPHA SERVICES HOLD (CR)	10,439,007	-1.03% €
HELLENIQ ENERGY (CR)	18,230.62	-0.69% €	EUROBANK HOLDINGS (CR)	7,773,990	0.06% #
OPAP (CR)	17,659.21	0.67% #	NATIONAL BANK (CR)	5,056,670	-0.80% €
ALPHA SERVICES HOLD (CR)	16,062.28	-1.03% €	PIRAEUS FINANCIAL HOLD (CR)	3,506,820	0.62% #
EUROBANK HOLDINGS (CR)	12,509.59	0.06% #	HELLENIQ ENERGY (CR)	2,522,433	-0.69% €
PPC (CR)	12,216.65	-0.45% €	OPAP (CR)	1,170,906	0.67% #
MYTILINEOS (CR)	11,655.63	-0.43% €	PPC (CR)	1,107,415	-0.45% €
PIRAEUS FINANCIAL HOLD (CR)	11,283.48	0.62% #	OTE (CR)	712,546	-1.45% €
OTE (CR)	9,248.91	-1.45% €	LAVIPHARM SA (CR)	608,503	-0.24% €
JUMBO SA (CR)	6,741.14	-1.40% €	INTRALOT (CR)	577,493	0.79% #

Note: Stocks that are not included in the "Under Supervision" category, and the transactions value is more than 10,000 €.

Derivatives Summary

	Number of Trades	Volume	Open Interest
Index Futures	240	1,262	6,234
FTSE/Athex Banks	7	121	2,217
FTSE/Athex Large Cap	233	1,141	3,914
MSCI GREECE REBASED	0	0	103
Stock Futures	3,559	94,067	509,334
ADMIE (IPTO) HOLDING S.A. (CR)	188	10,277	27,532
AEGEAN AIRLINES (CR)	122	1,201	7,246
ALPHA SERVICES HOLD (CR)	397	34,854	200,796
AUTOHELLAS SA (CR)	8	82	531
AVAX S.A. (CR)	95	705	980
CC HBC AG (CR)	15	85	389
CENERGY HOLDINGS (CB)	40	851	4,869
ELLAKTOR (CR)	52	317	1,435
ELVALHALCOR (CR)	26	285	1,171
EUROBANK HOLDINGS (CR)	116	4,336	34,074
EYDAP S.A. (CR)	25	212	3,384
FOURLIS (CR)	40	451	1,011
GEK TERNA (CR)	14	167	7,254
HELLENIC EXCHANGES-A.S.E. (CR)	61	1,449	9,900
HELLENIQ ENERGY (CR)	110	731	6,520
INTRACOM HOLDINGS (CR)	92	1,278	7,031
INTRAKAT (CR)	212	3,895	11,241
JUMBO SA (CR)	36	176	1,088
LAMDA DEVELOPMENT SA (CR)	123	1,167	6,730
MIG (CR)	17	47	133
MOTOR OIL (CR)	62	452	962
MYTILINEOS (CR)	102	940	3,386
NATIONAL BANK (CR)	374	4,001	31,182
OPAP (CR)	42	224	1,922
OPTIMA BANK (CR)	4	15	86
OTE (CR)	294	1,980	8,100
P.P.A. S.A. (CR)	4	16	170
PIRAEUS FINANCIAL HOLD (CR)	389	17,102	81,519
PPC (CR)	179	2,217	27,832
QUEST HOLDINGS (CR)	4	21	118
TERNA ENERGY (CR)	133	3,110	15,653
TITAN CEMENT (CB)	7	18	796
VIOHALCO SA/NV (CB)	176	1,405	4,293
Index Options	4	80	2,024
FTSE/Athex Large Cap	4	80	2,024
Stock Options	5	236	1,838
ALPHA SERVICES HOLD (CR)	0	0	0
NATIONAL BANK (CR)	3	230	1,594
OPAP (CR)	0	0	167
OTE (CR)	1	5	22
PIRAEUS FINANCIAL HOLD (CR)	0	0	45
PPC (CR)	1	1	10
Total Derivatives Traded	3,808	95,645	519,430

Number of Outstanding Securities	Nominal Value	Dividends [1]			Date of Last Coupon		Note	Shares	Closing price	% change	Previous closing price/date	Open price	Price min	Price max	Last price	Avg price	Last Bid [7]	Last Ask [7]	P/E after tax	Year	Volume	Trades	Transactions Value[8]	Company Mkt Value (thou. €)	Year low	Year high	Sector[4]
		2020	2021	2022	Dividend [2]	Right																					
60,295,607	0.240	--	--	--	09/07/2007	01/07/2021	--	ELGEKA SA (CR)	0.56	-- ↘	0.56	04/12/2023	--	--	--	--	--	--	--	--	--	--	33,765.54	0.38	0.6	45201010	

Suspension Status - Medium Liquidity Class

Shares' Notes

Code	Note text
()	- Adjusted dividends.
*	- Last adjusted closing price.
[1]	- Net dividends.
[2]	- The "Date of Last Coupon" for New listings refers to the date company's stocks started to trade in Athex
[3]	- The Company Market Value is referred to the number of outstanding shares
[4]	- Sectors codification can be found in Appendix A
[5]	- The Market Value refers to the total number of shares listed (including their several classes) in the exchange by the company.
[6]	- P/E greater than 100
[7]	- Last view of the Order Book before the end of the trading session
[8]	- All Blocks Methods' Transactions Value are included.
4750	- Transfer to the Under Surveillance Category from 8/4/2011.
4955	- Transfer to the Surveillance Category as from 5/4/2013.
5093	- Transfer to the Surveillance Category as of 8/4/2015.
5141	- Transfer to the Surveillance Category as of 10/05/2017.
5160	- Transfer to the Surveillance Category as of 15/04/2016.
5165	- Transfer to the Surveillance Category as of 15/02/2018.
5179	- Suspension of trading as of 25/05/2018.
5193	- Transfer to the Surveillance Category as of 25/10/2018.
5197	- Transfer to the Surveillance Category as of 07/11/2018.
5216	- Suspension of trading as of 01/10/2019.
5232	- Transfer to the Under Surveillance Category from 08/04/2011.
5233	- Suspension of trading as of 13/05/2020.
5248	- Transfer to the Surveillance Category as of 06/09/20116.
5253	- Transfer to the Surveillance Category as of 14/5/2021.
5275	- Transfer to the Surveillance Category as of 09/07/2020.
5277	- Suspension of trading as of 02/05/2023.
5278	- Suspension of trading as of 03/05/2023.

Securities Blocks Details

Securities	Block Volume	Price	Block Trade Value	Time of approval	Note
OPAP (CR)	132,412	15.02	1,988,828.24	11:09:53	20
OPAP (CR)	70,000	15.02	1,051,400.00	11:13:13	20
JUMBO SA (CR)	10,000	25.60	256,000.00	11:14:15	20
FOURLIS (CR)	48,000	4.05	194,400.00	11:17:24	20
JUMBO SA (CR)	26,358	25.60	674,764.80	11:24:07	20
OPAP (CR)	50,000	15.04	752,000.00	12:12:52	20
NATIONAL BANK (CR)	50,000	6.20	310,000.00	14:18:34	20
NATIONAL BANK (CR)	50,000	6.20	310,100.00	14:19:01	20
EPSILON NET (CR)	50,000	9.47	473,500.00	14:39:23	20
PPC (CR)	29,265	11.03	322,792.95	14:40:14	20
TITAN CEMENT (CB)	14,000	21.70	303,800.00	14:49:13	20
AVAX S.A. (CR)	120,000	1.70	204,000.00	16:26:27	20
LAVIPHARM SA (CR)	33,400	0.828	27,655.20	16:56:09	18
LAVIPHARM SA (CR)	100,000	0.827	82,700.00	16:58:12	18
CC HBC AG (CR)	2,035	27.17	55,295.22	16:59:08	18

Blocks Notes

- 9 - Method 6-1 / Special Fees
- 10 - Method 6-1 / Special Fees, SDS
- 14 - Method 6-3 / Settlement, Incomplete Buy and Sell
- 18 - Method 6-2 / SPOT 1
- 19 - Method 6-2 / SPOT 2
- 20 - Method 6-1 and Method 6-1 Same Day Settlement
- 21 - Other Pre-agreed

Shares Rights Details

Occured date	Exercise from	Exercise until	Trading until	Rights	Price min	Price max	Closing price	Last Bid	Last Ask	Volume	Trades	Transactions Value
--------------	---------------	----------------	---------------	--------	-----------	-----------	---------------	----------	----------	--------	--------	--------------------

No Rights Transactions.

Forced Sales Details

Securities	Category of Security	Transactions Volume	Number of Trades	Transactions Value	Note
No Forced Transactions.					

Forced Sales Notes

- 1 - Compulsory Public Forced Sales
- 2 - Forced Sales of Fixed Registered Shares
- 3 - Forced Sales of Remaining Fractional Shares

Exchange Traded Funds (ETFs) Characteristics

	Transactions Date (T)	Creation / Redemption	Units (T-1)	New Units (T-1)	Redemption Units (T-1)	Units (T) [1]	Fund Assets [2]	Net Unit Price	Dividend per Unit	Dividend Date
ALPHA ETF FTSE Athex Large Cap	15/12/2023	5,000	924,675	---	---	924,675	29,248,780.00	31.6314	0.62	03/07/2023

ETFs Notes

[1] - Units (T) = Units (T-1) + New Units (T-1) - Redemption Units (T-1)

[2] - The Creation / Redemption Units of T-1 are included.

Non Convertible Corporate Bonds - Regulated Market

Num Listed Bonds	Nominal price	Issue price	Today's Rate	Exp. Date	Duration (years)	Note	Coupon		Trading Unit	Corporate Bonds	Accrued Int.	Yield.T.Mat	Price min	Price max	Closing price	Previous closing price/date	Volume	Transactions Value	Last order		Date	ear min	Year max	
							Common	Preferred											Price	Buy / Sell				
100,000	1,000.00	1,000.00	2.70	25/05/2026	5	---	6	---	1	COSTAMARE PARTICIPATIONS PLC (Non Convertible)	1.6500	4.9810	94.2000	95.5000	94.2000	94.8330	14/12/2023	19,000	18,055.35	94.1000	B	15/12/2023	92.6000	97.0000
320,000	1,000.00	1,000.00	3.40	21/07/2027	7	---	7	---	1	LAMDA DEVELOPMENT S.A. (Non Convertible)	14.2611	4.6280	94.2000	94.4700	94.4700	94.4500	14/12/2023	39,000	37,357.68	94.2000	B	15/12/2023	90.2000	95.5000
200,000	1,000.00	1,000.00	2.10	27/10/2027	7	---	7	---	1	O.P.A.P. S.A. (Non Convertible)	3.0917	3.9830	92.1000	92.9419	92.7100	92.2560	14/12/2023	260,000	241,651.19	92.7000	B	15/12/2023	89.2745	95.4000
200,000	1,000.00	1,000.00	1.90	23/03/2028	7	---	6	---	1	MOTOR OIL CORINTH REFINERIES SA (Non Convertible)	4.4861	4.2450	90.0000	90.8000	90.6000	90.1240	14/12/2023	43,000	39,027.91	90.3100	B	15/12/2023	87.5500	92.6000
100,000	1,000.00	1,000.00	2.95	11/02/2027	5	---	4	---	1	SAFE BULKERS PARTICIPATIONS PLC (Non Convertible)	10.6528	5.1010	93.3000	93.3000	93.3000	94.7700	14/12/2023	3,000	2,830.96	92.7000	B	15/12/2023	89.7500	97.9500
230,000	1,000.00	1,000.00	4.70	12/07/2029	7	---	3	---	1	LAMDA DEVELOPMENT S.A. (Non convertible)	20.8889	4.6290	98.5000	99.0000	98.9080	99.0000	14/12/2023	25,000	25,249.21	98.5000	B	15/12/2023	94.9889	101.0000
100,000	1,000.00	1,000.00	4.40	26/07/2029	7	---	3	---	1	CPLP SHIPPING HOLDINGS PLC (Non Convertible)	17.8444	4.7200	97.2000	97.3000	97.2500	97.2500	14/12/2023	18,000	17,826.20	97.0000	B	15/12/2023	94.9625	100.8000
200,000	1,000.00	1,000.00	3.60	12/03/2026	7	---	10	---	1	AEGEAN AIRLINES S.A. (Non Convertible)	9.8000	4.1120	97.4500	97.4500	97.4500	97.4500	14/12/2023	32,000	31,497.60	97.4000	B	15/12/2023	95.1109	98.9000
500,000	1,000.00	1,000.00	2.75	03/07/2027	7	---	7	---	1	GEK TERNA S.A. (Non Convertible)	12.9097	5.3020	90.4000	90.8500	90.7439	90.7250	14/12/2023	57,000	52,459.85	90.6000	B	15/12/2023	86.8000	94.4535
120,000	1,000.00	1,000.00	3.95	04/04/2025	7	---	12	---	1	GEK TERNA S.A. (Non Convertible)	8.3389	4.1070	98.5500	98.9900	98.6276	98.4870	13/12/2023	2,247,000	2,232,054.18	98.5500	B	15/12/2023	97.5523	100.5000
175,000	1,000.00	1,000.00	3.40	26/07/2024	5	---	9	---	1	ATTICA HOLDINGS S.A. (Non Convertible)	13.7889	4.8340	98.3000	98.7500	98.6919	98.3980	14/12/2023	31,000	31,021.96	98.3000	B	15/12/2023	96.6179	99.4500
300,000	1,000.00	1,000.00	2.30	20/07/2028	7	---	5	---	1	PRODEA REIC S.A.(Non Convertible)	9.7111	5.3780	86.9000	87.4000	87.4000	87.0000	14/12/2023	7,000	6,175.98	86.5010	B	15/12/2023	82.0100	89.1000
150,000	1,000.00	1,000.00	2.65	22/10/2026	5	---	5	---	1	CPLP SHIPPING HOLDINGS PLC (Non Convertible)	4.1958	4.9680	93.4000	94.1500	93.4083	94.2000	14/12/2023	103,000	96,642.67	93.2200	B	15/12/2023	92.4500	96.0000
250,000	1,000.00	1,000.00	2.45	16/11/2028	7	---	5	---	1	ELVALHALCOR S.A. (Non Convertible)	2.2458	4.4020	91.0000	91.9289	91.0758	91.5850	14/12/2023	140,000	128,231.52	91.0001	B	15/12/2023	84.0000	92.0000
120,000	1,000.00	1,000.00	2.65	06/12/2028	7	---	5	---	1	NOVAL PROPERTY REIC (Non Convertible)	0.9569	5.0070	88.6000	89.4440	89.3999	89.0000	14/12/2023	46,000	40,896.95	88.6300	B	15/12/2023	83.8000	91.9500
300,000	1,000.00	1,000.00	2.30	14/12/2028	7	---	5	---	1	GEK TERNA S.A. (Non Convertible)	0.3194	5.8860	84.6000	85.8000	84.9200	85.4830	14/12/2023	58,000	49,257.53	85.0000	B	15/12/2023	80.0010	90.3500
100,000	1,000.00	1,000.00	2.80	25/01/2027	5	---	4	---	1	PREMIA S.A. (Non Convertible)	11.4333	6.2100	89.9500	90.2000	90.1167	90.0000	14/12/2023	21,000	19,164.61	89.9500	B	15/12/2023	87.6862	95.9899
500,000	1,000.00	1,000.00	4.00	10/07/2030	7	---	1	---	1	MYTILINEOS S.A. (Non Convertible)	18.0000	4.2620	98.2500	98.2900	98.2500	98.1000	14/12/2023	58,000	58,033.00	98.2500	B	15/12/2023	97.1999	100.0700

Corporate Bonds Notes

Transactions Volume = (Pieces) * (Nominal Price). Transactions Value = (Pieces) * (Nominal Price) * (price %) + (Accrued interest).

The price of a Bond is stated as a percentage (%) of Bond's Nominal Price.

Nominal Price in Euros (€), except if it is noted differently.

Non Convertible Corporate Bonds - Regulated Market

Num Listed Bonds	Nominal price	Issue price	Today's Rate	Exp. Date	Duration (years)	Note	Coupon		Trading Unit	Corporate Bonds	Accrued Int.	Yield.T.Mat	Price min	Price max	Closing price	Previous closing price/date	Volume	Transactions Value	Last order			ear min	Year max
							Common	Preferred											Price	Buy / Sell	Date		
150,000	1,000.00	1,000.00	2.60	22/10/2026	7	---	9	---	1	TERNA ENERGY FINANCE S.A. (Non Convertible)	4.1167	4.7100	93.0000	93.3999	93.3124	92.1150 14/12/2023	12,000	11,246.89	93.1500	B	15/12/2023	90.4543	95.7400

Corporate Bonds Notes

Transactions Volume = (Pieces) * (Nominal Price). Transactions Value = (Pieces) * (Nominal Price) * (price %) + (Accrued interest).

The price of a Bond is stated as a percentage (%) of Bond's Nominal Price.

Nominal Price in Euros (€), except if it is noted differently.

Government Bonds

Number Listed Bonds	Nominal price	Today's Rate	Accrued Interest Calc	Exp. Date [1]	Duration (years)	Note	Coupons Date	Curr. coupon value	Trading Unit	Government Bonds	Price min	Price max	Closing price	Previous closing price/date	Volume	Transactions Value	Price	Last order Buy / Sell	Date
4,500,000	1,000.00	1.88	Actual/Actual	04/02/2035	15	---	04/02	1.88	1	GGB-FXD-040235-15Y-1.875-1.000	---	---	---	---	---	---	---	---	---
1,805,793	1,000.00	3.45	Actual/Actual	02/04/2024	5	---	02/04	3.45	1	GGB-FXD-020424-05Y-3.450-1.000	---	---	---	---	---	---	---	---	---
6,000,000	1,000.00	0.75	Actual/Actual	18/06/2031	10	---	18/06	0.75	1	GGB-FXD-180631-10Y-0.750-1.000	---	---	---	---	---	---	---	---	---
2,900,000	1,000.00	3.88	Actual/Actual	15/06/2028	5	---	15/06	3.88	1	GGB-FXD-150628-05Y-3.875-1.000	---	---	---	---	---	---	---	---	---
5,962,747,327	1.00	3.75	Actual/Actual	30/01/2028	10	---	/02 - 01/02 - 31/	3.75	1	GGB-FXD-300128-10Y-3.750-1.00	---	---	---	85.4610 13/07/2018	---	---	1.0000	B	28/11/2018
7,067,309,386	1.00	3.90	Actual/Actual	30/01/2033	15	---	/02 - 01/02 - 31/	3.90	1	GGB-FXD-300133-15Y-3.900-1.00	---	---	---	78.6730 13/07/2018	---	---	1.0000	B	28/11/2018
5,622,848,349	1.00	4.00	Actual/Actual	30/01/2037	19	---	/02 - 01/02 - 31/	4.00	1	GGB-FXD-300137-19Y-4.000-1.00	---	---	---	77.0370 13/07/2018	---	---	1.0000	B	28/11/2018
5,476,770,669	1.00	4.20	Actual/Actual	30/01/2042	24	---	/02 - 01/02 - 31/	4.20	1	GGB-FXD-300142-24Y-4.200-1.00	---	---	---	77.7640 13/07/2018	---	---	1.0000	B	28/11/2018
48,794,718	1.00	4.30	Actual/Actual	24/02/2024	12	---	24/02	4.30	1	GGB-FXD-240224-12Y-2.000-1.00	---	---	---	10.0000 22/06/2015	---	---	---	---	---
40,248,141	1.00	4.30	Actual/Actual	24/02/2025	13	---	24/02	4.30	1	GGB-FXD-240225-13Y-2.000-1.00	---	---	---	10.0000 22/06/2015	---	---	---	---	---
59,586,043	1.00	4.30	Actual/Actual	24/02/2026	14	---	24/02	4.30	1	GGB-FXD-240226-14Y-2.000-1.00	---	---	---	10.0000 22/06/2015	---	---	---	---	---
41,118,344	1.00	4.30	Actual/Actual	24/02/2027	15	---	24/02	4.30	1	GGB-FXD-240227-15Y-2.000-1.00	---	---	---	10.0000 22/06/2015	---	---	---	---	---
45,137,734	1.00	4.30	Actual/Actual	24/02/2028	16	---	24/02	4.30	1	GGB-FXD-240228-16Y-2.000-1.00	---	---	---	10.0000 22/06/2015	---	---	---	---	---
61,768,888	1.00	4.30	Actual/Actual	24/02/2029	17	---	24/02	4.30	1	GGB-FXD-240229-17Y-2.000-1.00	---	---	---	10.0000 22/06/2015	---	---	---	---	---
54,567,744	1.00	4.30	Actual/Actual	24/02/2030	18	---	24/02	4.30	1	GGB-FXD-240230-18Y-2.000-1.00	---	---	---	10.0000 22/06/2015	---	---	---	---	---
37,541,515	1.00	4.30	Actual/Actual	24/02/2031	19	---	24/02	4.30	1	GGB-FXD-240231-19Y-2.000-1.00	---	---	---	10.0000 22/06/2015	---	---	---	---	---
37,558,317	1.00	4.30	Actual/Actual	24/02/2032	20	---	24/02	4.30	1	GGB-FXD-240232-20Y-2.000-1.00	---	---	---	10.0000 22/06/2015	---	---	---	---	---
37,473,732	1.00	4.30	Actual/Actual	24/02/2033	21	---	24/02	4.30	1	GGB-FXD-240233-21Y-2.000-1.00	---	---	---	10.0000 22/06/2015	---	---	---	---	---
33,888,293	1.00	4.30	Actual/Actual	24/02/2034	22	---	24/02	4.30	1	GGB-FXD-240234-22Y-2.000-1.00	---	---	---	10.0000 22/06/2015	---	---	---	---	---
35,177,800	1.00	4.30	Actual/Actual	24/02/2035	23	---	24/02	4.30	1	GGB-FXD-240235-23Y-2.000-1.00	---	---	---	10.0000 22/06/2015	---	---	---	---	---
35,547,268	1.00	4.30	Actual/Actual	24/02/2036	24	---	24/02	4.30	1	GGB-FXD-240236-24Y-2.000-1.00	---	---	---	10.0000 22/06/2015	---	---	---	---	---
40,246,306	1.00	4.30	Actual/Actual	24/02/2037	25	---	24/02	4.30	1	GGB-FXD-240237-25Y-2.000-1.00	---	---	---	10.0000 22/06/2015	---	---	---	---	---
37,643,952	1.00	4.30	Actual/Actual	24/02/2038	26	---	24/02	4.30	1	GGB-FXD-240238-26Y-2.000-1.00	---	---	---	10.0000 22/06/2015	---	---	---	---	---
36,977,100	1.00	4.30	Actual/Actual	24/02/2039	27	---	24/02	4.30	1	GGB-FXD-240239-27Y-2.000-1.00	---	---	---	10.0000 22/06/2015	---	---	---	---	---
41,615,000	1.00	4.30	Actual/Actual	24/02/2040	28	---	24/02	4.30	1	GGB-FXD-240240-28Y-2.000-1.00	---	---	---	10.0000 22/06/2015	---	---	---	---	---
42,227,208	1.00	4.30	Actual/Actual	24/02/2041	29	---	24/02	4.30	1	GGB-FXD-240241-29Y-2.000-1.00	---	---	---	10.0000 22/06/2015	---	---	---	---	---
68,288,487	1.00	4.30	Actual/Actual	24/02/2042	30	---	24/02	4.30	1	GGB-FXD-240242-30Y-2.000-1.00	---	---	---	10.0000 22/06/2015	---	---	---	---	---
4,000,000	1,000.00	3.88	Actual/Actual	12/03/2029	10	---	12/03	3.88	1	GGB-FXD-120329-10Y-3.875-1.000	---	---	---	---	---	---	100.0000	B	15/10/2019
4,500,000	1,000.00	0.00	Actual/Actual	12/02/2026	5	---	12/02	0.00	1	GGB-FXD-120226-05Y-0.000-1.000	---	---	---	---	---	---	---	---	---
2,209,163	1,000.00	3.38	Actual/Actual	15/02/2025	7	---	15/02	3.38	1	GGB-FXD-150225-07Y-3.375-1.000	---	---	---	---	---	---	---	---	---
964,000	1,000.00	3.25	Actual/Actual	20/03/2025	6	---	20/03	3.25	1	GGB-FXD-200325-06Y-3.250-1.000	---	---	---	---	---	---	---	---	---
2,100,000	1,000.00	3.55	Actual/Actual	20/03/2026	7	---	20/03	3.55	1	GGB-FXD-200326-07Y-3.550-1.000	---	---	---	---	---	---	---	---	---
5,500,000	1,000.00	1.50	Actual/Actual	18/06/2030	10	---	18/06	1.50	1	GGB-FXD-180630-10Y-1.500-1.000	---	---	---	---	---	---	---	---	---
3,500,000	1,000.00	4.38	Actual/Actual	18/07/2038	15	---	18/07	4.38	1	GGB-FXD-180738-15Y-4.375-1.000	---	---	---	---	---	---	---	---	---

Government Bonds Notes

Transactions Volume = (Pieces) * (Nominal Price). Transactions Value = (Pieces) * (Nominal Price) * (price %) + (Accrued interest).

The Value of current coupon for the issues with NV 0.01 euro refers to NV 100 euros

FLR: Floating Interest Rate.

[1] - The Expiration Date of the interest bearing period and the Date for coupon payment.

Government Bonds

Number Listed Bonds	Nominal price	Today's Rate	Accrued Interest Calc	Exp. Date [1]	Duration (years)	Note	Coupons Date	Curr. coupon value	Trading Unit	Government Bonds	Price min	Price max	Closing price	Previous closing price/date	Volume	Transactions Value	Price	Last order Buy / Sell	Date
40,000	1,000.00	4.67	FLR	Actual/360	18/09/2024	1	---	18/09 - 19/03	---	1	GGB-FLT-180924-01Y-4.670-1.000	---	---	---	---	---	---	---	---
5,364,250	1,000.00	3.25		Actual/Actual	20/03/2050	30	---	20/03	3.25	1	GGB-FXD-200350-30Y-3.250-1.000	---	---	---	---	---	---	---	---
3,924,361	1,000.00	2.00		Actual/Actual	22/04/2027	7	---	22/04	2.00	1	GGB-FXD-220427-07Y-2.000-1.000	---	---	---	---	---	99.9000	B	22/04/2020
2,500,000	1,000.00	1.88		Actual/Actual	23/07/2026	7	---	23/07	1.88	1	GGB-FXD-230726-07Y-1.875-1.000	---	---	---	---	---	---	---	---
4,700,000	1,000.00	4.25		Actual/Actual	15/06/2033	10	---	15/06	4.25	1	GGB-FXD-150633-10Y-4.250-1.000	---	---	---	---	---	---	---	---
3,500,000	1,000.00	1.88		Actual/Actual	24/01/2052	30	---	24/01	1.88	1	GGB-FXD-240152-30Y-1.875-1.000	---	---	---	---	---	---	---	---
3,700,000	1,000.00	1.75		Actual/Actual	18/06/2032	10	---	18/06	1.75	1	GGB-FXD-180632-10Y-1.750-1.000	---	---	---	---	---	---	---	---
2,200,000	1,000.00	1.13	FLR	Actual/360	15/12/2027	5	---	- 15/12 - 15/03 -	---	1	GGB-FLT-151227-05Y-1.130-1.000	---	---	---	---	---	102.1600	B	30/12/2022

Government Bonds Notes

Transactions Volume = (Pieces) * (Nominal Price). Transactions Value = (Pieces) * (Nominal Price) * (price %) + (Accrued interest).

The Value of current coupon for the issues with NV 0.01 euro refers to NV 100 euros

FLR: Floating Interest Rate.

[1] - The Expiration Date of the interest bearing period and the Date for coupon payment.

Treasury Bills & Zero Coupon Government Bonds

Issue Date	13-Week Maturity									26-Week Maturity									52-Week Maturity								
	Exp. Date	Initial Rate	Num Listed Bonds	Nominal price	Issue price	Last Trade Price	Last Trade Date	Volume Traded	Note	Exp. Date	Initial Rate	Num Listed Bonds	Nominal price	Issue price	Last Trade Price	Last Trade Date	Volume Traded	Note	Exp. Date	Initial Rate	Num Listed Bonds	Nominal price	Issue price	Last Trade Price	Last Trade Date	Volume Traded	Note
10/03/2023	---	---	---	---	---	---	---	---	---	---	---	---	---	---	---	---	---	---	08/03/2024	3.75	1,000,000	1,000.00	963.46	---	---	---	---
09/06/2023	---	---	---	---	---	---	---	---	---	---	---	---	---	---	---	---	---	---	07/06/2024	3.84	1,600,000	1,000.00	962.60	---	---	---	---
08/09/2023	---	---	---	---	---	---	---	---	---	---	---	---	---	---	---	---	---	---	06/09/2024	3.81	812,500	1,000.00	962.90	---	---	---	---
08/12/2023	---	---	---	---	---	---	---	---	---	---	---	---	---	---	---	---	---	---	08/12/2024	3.70	600,000	1,000.00	963.90	---	---	---	---

Bonds in Circulation	Currency / Min nominal traded Value	Coupons Payment Date	Current Coupon Value	Note	Coupon	Trading Unit	Issue Date	Duration (years)	Today's Interest	A.I.C in days	Bonds	Last price of previous days		Last Outcry in Cash (euro)		Trades in Pieces	Life min	Life Max	
												Price	Buy / Sell	Price	Buy / Sell				
Corporate Bonds in Foreign Currency and Euro																			
103,746	GBP / 10	01/12	0.25	---	65	1	01/12/1930	98	2.5	360	National Mortgage Bank	2.27	05/02/1996	2.27	S	05/02/1996	---	2.27	2.27
0	GBP / 10	01/12	0.25	---	67	1	01/12/1928	100	2.5	360	National Mortgage Bank	---	---	---	---	---	---	---	---

Government Bonds Notes

A.I.C: Accrued Interest Calculation base.

FLR: Floating Interest Rate.

The minimum tradeable Nominal Value for all Demeterialised Government Titles is 100 Euros.

(μφρ-0)

Athex & ATHEXClear Members List

Member Name	Stock Market			Derivatives Market		ATHEXClear Member				
	Address	Phone	Fax	Market Member	Remote Member	Market Maker	Proprietary	Market Maker	General Clearing	Direct Clearing
A. SARRIS SECURITIES S.A.				a						
6, ΔΡΑΓΑΤΣΑΝΙΟΥ 6 ΑΘΗΝΑ	2103367700									
AEONIC SECURITIES C.I.F. P.L.C.				a						
, ΛΑΪΟΥ 6, ΓΡ. 301B, ANNA COURT	35725337600									
ALPHA BANK S.A.									a	
, ΣΤΑΔΙΟΥ 40 ΑΘΗΝΑ	2103260000									
ALPHA FINANCE INVESTMENT SERVICES SINGLE MEMBER SA				a		a	a	a		a
5, ΠΑΝΕΠΙΣΤΗΜΙΟΥ 45 ΑΘΗΝΑ	2103677400									
ARGUS STOCKBROKERS LTD				a	a		a			
25, 25 ΛΕΩΦΟΡΟΣ ΔΗΜΟΣΘΕΝΗ ΣΕΒΕΡΗ	0035722717000									
ATLANTIC SECURITIES LTD				a	a					
37, ΠΡΟΔΡΟΜΟΥ 37	0035722445400									
AXON SECURITIES S.A.				a			a			
48, ΣΤΑΔΙΟΥ 48 ΑΘΗΝΑ	2103363800									
BETA SECURITIES S.A.				a		a	a			a
29, Λ. ΑΛΕΞΑΝΔΡΑΣ 29 ΑΘΗΝΑ	2106478930									
BNP PARIBAS S.A.									a	
, ΛΑΜΨΑΚΟΥ 2 ΑΘΗΝΑ	2107468525									
BOFA SECURITIES EUROPE SA				a	a					
, 112 AVENUE KL'BER 75116	+33 153655555									
CAPITAL SECURITIES S.A.				a			a			
58, ΜΗΤΡΟΠΟΛΕΩΣ 58 ΑΘΗΝΑ	2103369700									
CITIGROUP GLOBAL MARKETS EUROPE AG				a	a					
16, REUTERWEG 16	+49 691366-0									
CITIGROUP GLOBAL MARKETS LIMITED				a						
1, 33 CANADA SQUARE -CANARY WHARF	+44 02079864000									
CREDIT SUISSE BANK (EUROPE), S.A.				a	a					
, CALLE AYALA 42, 3A PLANTA-B MADRID	+34917916000									
CREDIT SUISSE SECURITIES (EUROPE) LIMITED				a						
1, ONE CABOT SQUARE LONDON	+44 2078888888									
CYCLOS SECURITIES S.A.				a			a			
39, ΧΑΡΙΛΑΟΥ ΤΡΙΚΟΥΠΗ 6-8-10 ΑΘΗΝΑ	2103364300									
DEUTSCHE BANK S.A.					a					
1, GREAT WINCHESTER STREET LONDON	+44 20 754 54209	00441133361437								
EUROBANK EQUITIES INVESTMENT FIRM SINGLE MEMBER SA				a		a	a	a		a
, ΦΙΛΕΛΛΗΝΩΝ 10 & ΞΕΝΟΦΩΝΤΟΣ 13 ΑΘΗΝΑ	2103720425									
EUROBANK S.A.									a	
, ΟΘΩΝΟΣ 8 ΑΘΗΝΑ	2144043907									
EUROCORP INVESTMENT SERVICES S.A.				a			a			a
14, ΠΛ.ΦΙΛΙΚΗΣ ΕΤΑΙΡΕΙΑΣ 14 ΑΘΗΝΑ	2107263600									
EUOTRUST INVESTMENT FIRM SA				a						
113, ΣΕΒΑΣΤΟΥΠΟΛΕΩΣ 113 ΑΘΗΝΑ	2103363100									
EUROXX SECURITIES S.A.				a		a	a	a		a
7, ΠΑΛΕΟΛΟΓΟΥ CHALANDRI	+30 2106879400	210-6879401								
7, ΠΑΛΑΙΟΛΟΓΟΥ CHALANDRI	(210)-6879400	(210)-6879401								
FREEDOM FINANCE EUROPE LTD				a	a					
, ΧΡΙΣΤΑΚΗ ΚΡΑΝΟΥ 20	035725257786									
G. A. PERVANAS SECURITIES- INVESTMENT SERVICES S.A.				a						
7-9, ΣΟΦΟΚΛΕΟΥΣ 7-9 ΑΘΗΝΑ	2103727200									
GLOBAL CAPITAL SECURITIES & FINANCIAL SERVICES LTD				a	a					
50, ΛΑΡΧΙΕΠΙΣΚΟΠΟΥ ΜΑΚΑΡΙΟΥ Γ50	0035722710710									
GREENPOST TRADING EUROPE LTD				a	a	a				
, ΚΙΜΩΝΟΣ 3, ACROPOLIS MANSIONS, 2ND FLOOR, FLAT/OFFICE 202	035722521389									
HELLENIC AMERICAN SECURITIES S.A.				a		a	a			a
27, ΑΝΔΡΕΑ ΠΑΠΑΝΔΡΕΟΥ 27 MAROUSI	2103311100									
HELLENIC BANK (INVESTMENTS) LTD					a					
, ΑVE.ΚΥΡΙΑΚΟΥ MATSI 31 - PO BOX 24747 NICOSIA	+357 22500100	357 22500110								
HSBC CONTINENTAL EUROPE									a	
109-111, Λ.ΜΕΣΟΓΕΙΩΝ 109-111	2106960000									
INDEX SECURITIES S.A.				a						
6, ΔΡΑΓΑΤΣΑΝΙΟΥ 6 ΑΘΗΝΑ	2103213920									
J. CHR. MAVRIKIS SECURITIES S.A.				a						
5, ΣΟΦΟΚΛΕΟΥΣ 5 ΑΘΗΝΑ	2103216730									

Athex & ATHEXClear Members List

Member Name				Stock Market			Derivatives Market		ATHEXClear Member	
	Address	Phone	Fax	Market Member	Remote Member	Market Maker	Proprietary	Market Maker	General Clearing	Direct Clearing
KAPPA SECURITIES S.A.				a			a			
15, ΒΑΛΑΩΡΙΤΟΥ 15 ΑΘΗΝΑ	2103678600									
KARAMANOF SECURITIES & INVESTMENT SERVICES S.A.				a						
2, ΠΛ.ΑΓ.ΘΕΟΔΩΡΩΝ 2 ΑΘΗΝΑ	2103212947									
LAIKI FINANCIAL SERVICES LTD					a					
26, AVE. VYRONOS NICOSIA	357 22367367	357 22718567								
LEON DEPOLAS SECURITIES S.A.				a		a	a			
1, ΧΡΗΣΤΟΥ ΛΑΔΑ 1 ΑΘΗΝΑ	2103213276 -28									
MEGA EQUITY SECURITIES & FINANCIAL SERVICES PUBLIC LTD				a	a		a			
42-44, ΛΕΩΦ.ΓΡΙΒΑ ΔΙΓΕΝΗ 42-44	0035722711711									
MERIT SECURITIES S.A				a		a	a			a
5, ΣΟΦΟΚΛΕΟΥΣ 5 ΑΘΗΝΑ	2103671880									
MERRILL LYNCH INTERNATIONAL				a						
2, 2 KING EDWARD STREET LONDON	+44 20276281000									
N. CHRYSOCHOIDIS SECURITIES S.A.				a			a			a
7-9, ΣΟΦΟΚΛΕΟΥΣ 7-9 ΑΘΗΝΑ	2103213913									
NATIONAL BANK OF GREECE S.A.				a		a	a		a	
86, ΑΙΟΛΟΥ ΣΤΡ. ΑΘΗΝΑ	(210)-3341000	(210)-3228187								
68, ΑΚΑΔΙΜΙΑΣ ΣΤΡ. ΑΘΗΝΑ	(210)-3328817	(210)-3328678								
NATIONAL SECURITIES SINGLE MEMBER SA				a		a	a	a		
66, ΛΕΩΦΟΡΟΣ ΑΘΗΝΩΝ 128-132 & ΙΦΙΓΕΝΙΑΣ ΑΘΗΝΑ	2103328784									
NUNTIUS BROKERAGE AND INVESTMENT SERVICES S.A				a						
6, ΔΡΑΓΑΤΣΑΝΙΟΥ 6 ΑΘΗΝΑ	2103350599									
ONE PLUS CAPITAL LIMITED				a	a					
, 75 PRODROMOU AVENUE NICOSIA 1307	35722873760									
OPTIMA BANK S.A.				a		a	a	a	a	
, ΑΙΓΙΑΛΕΙΑΣ 32 & ΠΑΡΑΔΕΙΣΟΥ ΜΑΡΟΥΣΙ	210 8173000									
PANCRETA BANK S.A									a	
, ΙΚΑΡΟΥ 5	2810338746									
PANTELAKIS SECURITIES S.A.				a		a	a	a		
57, ΕΘΝΙΚΗΣ ΑΝΤΙΣΤΑΣΕΩΣ 57, ΚΤΙΠΙΟ Β CHALANDRI	2106965000								a	
PIRAEUS BANK S.A.				a			a			
, ΑΜΕΡΙΚΗΣ 4 ΑΘΗΝΑ	2103335000									
PIRAEUS SECURITIES S. A.				a		a	a	a		a
10, ΣΤΑΔΙΟΥ 10 ΑΘΗΝΑ	2103354100									
PROCHOICE SECURITIES LTD				a	a					
57, ΛΕΩΦ.ΣΠΥΡΟΥ ΚΥΠΡΙΑΝΟΥ 57, ΑΚΙΝΗΤΑ Φ	035724661192									
SHARELINK SECURITIES & FINANCIAL SERVICES LTD				a			a			
6, HOUSE-ΘΕΟΤΟΚΗ 6 ΜΕΓΑΡΟ ΕΛΜΗΝΑ	+357 22554200									
SOCIETE GENERALE S.A.				a	a		a			
, 17 COURS VALMY, CEDEX	+157290504									
SOLIDUS SECURITIES S.A				a			a			a
64, ΛΟΥΙΖΗΣ ΠΙΑΝΚΟΥΡ 64 ΑΘΗΝΑ	2106900600									
ST. EM. LAVRENTAKIS SECURITIES S.A.				a			a			
7-9, ΣΟΦΟΚΛΕΟΥΣ 7-9 ΑΘΗΝΑ	2103213336									
THE CYPRUS INVESTMENT & SECURITIES CORPORATION LTD				a	a					
154, 1 AG. PROKOPIΟΥ & POSIDONOS 1ST FLOOR	0035722121700									
UBS EUROPE SE				a	a					
, OPERNTURM, BOCKENHEIMER LANDSTRASSE 2-4	496921790									
UBS LIMITED					a					
1, FINSBURY AVENUE LONDON	+44 2075687135									

List of Stocks under Market Making operations

Securities	Market Maker	Start Market Making	Stock Category
MLS MULTIMEDIA SA (CR)			Suspension Status
	PIRAEUS SECURITIES S. A.	01/08/2019	
ALPHA ETF FTSE Athex Large Cap			Exchange Traded Funds (ETFs)
	ALPHA FINANCE INVESTMENT SERVICES SINGLE MEMBER SA	02/01/1900	
	NATIONAL SECURITIES SINGLE MEMBER SA	02/01/1900	
ADMIE (IPTO) HOLDING S.A. (CR)			Main Market
	EUROBANK EQUITIES INVESTMENT FIRM SINGLE MEMBER SA	24/05/2021	
	HELLENIC AMERICAN SECURITIES S.A.	09/03/2020	
	PIRAEUS SECURITIES S. A.	29/06/2017	
AEGEAN AIRLINES (CR)			Main Market
	EUROBANK EQUITIES INVESTMENT FIRM SINGLE MEMBER SA	22/09/2020	
ALPHA SERVICES HOLD (CR)			Main Market
	ALPHA FINANCE INVESTMENT SERVICES SINGLE MEMBER SA	29/02/2016	
	EUROBANK EQUITIES INVESTMENT FIRM SINGLE MEMBER SA	22/10/2006	
	GREENPOST TRADING EUROPE LTD	12/06/2023	
	HELLENIC AMERICAN SECURITIES S.A.	25/07/2014	
	LEON DEPOLAS SECURITIES S.A.	04/01/2016	
	MERIT SECURITIES S.A	03/09/2012	
	NATIONAL SECURITIES SINGLE MEMBER SA	02/01/1900	
	PIRAEUS SECURITIES S. A.	28/05/2009	
ALPHA TRUST (CR)			Main Market
	EUROBANK EQUITIES INVESTMENT FIRM SINGLE MEMBER SA	06/02/2023	
	LEON DEPOLAS SECURITIES S.A.	04/01/2021	
ALUMIL (CR)			Main Market
	PIRAEUS SECURITIES S. A.	31/07/2023	
ANDROMEDA SA (CR)			Main Market
	BETA SECURITIES S.A.	15/02/2021	
	OPTIMA BANK S.A.	03/04/2023	
ATTICA BANK S.A. (CR)			Main Market
	EUROXX SECURITIES S.A.	22/01/2016	
AUSTRIACARD (CB)			Main Market
	BETA SECURITIES S.A.	23/03/2023	
	EUROBANK EQUITIES INVESTMENT FIRM SINGLE MEMBER SA	15/05/2023	
AUTOHELLAS SA (CR)			Main Market
	ALPHA FINANCE INVESTMENT SERVICES SINGLE MEMBER SA	01/07/2019	
	EUROXX SECURITIES S.A.	02/07/2018	
AVAX S.A. (CR)			Main Market
	EUROBANK EQUITIES INVESTMENT FIRM SINGLE MEMBER SA	14/12/2015	
	OPTIMA BANK S.A.	04/09/2023	
	PIRAEUS SECURITIES S. A.	01/02/2021	
AVE (CR)			Main Market
	EUROXX SECURITIES S.A.	05/06/2020	
BRIQ PROPERTIES (CR)			Main Market
	EUROBANK EQUITIES INVESTMENT FIRM SINGLE MEMBER SA	09/09/2019	
	LEON DEPOLAS SECURITIES S.A.	22/02/2021	
CC HBC AG (CR)			Main Market
	BETA SECURITIES S.A.	08/03/2021	
	NATIONAL SECURITIES SINGLE MEMBER SA	02/01/1900	
	PIRAEUS SECURITIES S. A.	04/05/2015	
CENERGY HOLDINGS (CB)			Main Market
	ALPHA FINANCE INVESTMENT SERVICES SINGLE MEMBER SA	02/01/2016	
	EUROBANK EQUITIES INVESTMENT FIRM SINGLE MEMBER SA	02/01/2016	
	OPTIMA BANK S.A.	14/03/2022	
	PANTELAKIS SECURITIES S.A.	27/12/2022	
CNL CAPITAL (CR)			Main Market
	MERIT SECURITIES S.A	01/10/2018	
DIMAND (CR)			Main Market
	ALPHA FINANCE INVESTMENT SERVICES SINGLE MEMBER SA	08/08/2022	
	EUROBANK EQUITIES INVESTMENT FIRM SINGLE MEMBER SA	08/08/2022	
	PANTELAKIS SECURITIES S.A.	15/05/2023	
EKTER SA (CR)			Main Market
	BETA SECURITIES S.A.	26/09/2022	
	EUROBANK EQUITIES INVESTMENT FIRM SINGLE MEMBER SA	16/10/2017	
	LEON DEPOLAS SECURITIES S.A.	21/05/2018	
ELASTRON (CR)			Main Market
	LEON DEPOLAS SECURITIES S.A.	20/02/2017	

List of Stocks under Market Making operations

Securities	Stock Category
Market Maker	Start Market Making
ELLAKTOR (CR)	Main Market
ALPHA FINANCE INVESTMENT SERVICES SINGLE MEMBER SA	18/03/2019
EUROBANK EQUITIES INVESTMENT FIRM SINGLE MEMBER SA	01/06/2012
EUROXX SECURITIES S.A.	24/09/2018
NATIONAL SECURITIES SINGLE MEMBER SA	02/01/1900
PIRAEUS SECURITIES S. A.	22/10/2018
ELTON SA (CR)	Main Market
EUROBANK EQUITIES INVESTMENT FIRM SINGLE MEMBER SA	28/11/2022
OPTIMA BANK S.A.	30/01/2023
ELVALHALCOR (CR)	Main Market
ALPHA FINANCE INVESTMENT SERVICES SINGLE MEMBER SA	07/05/2018
BETA SECURITIES S.A.	09/01/2023
EUROBANK EQUITIES INVESTMENT FIRM SINGLE MEMBER SA	07/05/2018
ENTERSOFT (CR)	Main Market
ALPHA FINANCE INVESTMENT SERVICES SINGLE MEMBER SA	23/03/2023
EUROBANK EQUITIES INVESTMENT FIRM SINGLE MEMBER SA	22/06/2020
EUROBANK HOLDINGS (CR)	Main Market
ALPHA FINANCE INVESTMENT SERVICES SINGLE MEMBER SA	09/01/2006
EUROBANK EQUITIES INVESTMENT FIRM SINGLE MEMBER SA	01/06/2012
GREENPOST TRADING EUROPE LTD	12/06/2023
HELLENIC AMERICAN SECURITIES S.A.	25/07/2014
LEON DEPOLAS SECURITIES S.A.	30/11/2018
MERIT SECURITIES S.A	06/11/2017
NATIONAL SECURITIES SINGLE MEMBER SA	02/01/1900
PIRAEUS SECURITIES S. A.	28/09/2009
EUROCONSULTANTS S.A. (CR)	Main Market
OPTIMA BANK S.A.	01/02/2023
EYDAP S.A. (CR)	Main Market
ALPHA FINANCE INVESTMENT SERVICES SINGLE MEMBER SA	27/01/2020
EUROBANK EQUITIES INVESTMENT FIRM SINGLE MEMBER SA	10/06/2019
FOURLIS (CR)	Main Market
EUROBANK EQUITIES INVESTMENT FIRM SINGLE MEMBER SA	01/12/2016
PIRAEUS SECURITIES S. A.	06/03/2017
GEK TERNA (CR)	Main Market
BETA SECURITIES S.A.	08/03/2021
EUROBANK EQUITIES INVESTMENT FIRM SINGLE MEMBER SA	24/05/2021
PIRAEUS SECURITIES S. A.	29/08/2019
GR. SARANTIS S.A. (CR)	Main Market
BETA SECURITIES S.A.	14/05/2012
EUROBANK EQUITIES INVESTMENT FIRM SINGLE MEMBER SA	24/10/2016
HELLENIC EXCHANGES-A.S.E. (CR)	Main Market
HELLENIC AMERICAN SECURITIES S.A.	01/09/2014
NATIONAL SECURITIES SINGLE MEMBER SA	02/01/1900
PIRAEUS SECURITIES S. A.	04/05/2015
HELLENIQ ENERGY (CR)	Main Market
ALPHA FINANCE INVESTMENT SERVICES SINGLE MEMBER SA	07/11/2023
EUROBANK EQUITIES INVESTMENT FIRM SINGLE MEMBER SA	01/11/2023
HELLENIC AMERICAN SECURITIES S.A.	14/09/2015
PIRAEUS SECURITIES S. A.	20/03/2017
IDEAL HOLDINGS (CR)	Main Market
EUROBANK EQUITIES INVESTMENT FIRM SINGLE MEMBER SA	07/06/2021
PIRAEUS SECURITIES S. A.	07/06/2021
INTERCONTINENTAL (CR)	Main Market
LEON DEPOLAS SECURITIES S.A.	03/06/2019
INTERLIFE G.C.I.(CR)	Main Market
BETA SECURITIES S.A.	24/10/2022
INTERWOOD-XYLEMPORIA (CR)	Main Market
EUROBANK EQUITIES INVESTMENT FIRM SINGLE MEMBER SA	05/07/2021
PANTELAKIS SECURITIES S.A.	01/07/2021
INTRAKAT (CR)	Main Market
BETA SECURITIES S.A.	04/10/2021
PANTELAKIS SECURITIES S.A.	10/10/2022
JUMBO SA (CR)	Main Market
BETA SECURITIES S.A.	01/02/2021
EUROBANK EQUITIES INVESTMENT FIRM SINGLE MEMBER SA	25/05/2020
GREENPOST TRADING EUROPE LTD	12/06/2023
MERIT SECURITIES S.A	06/11/2017
PIRAEUS SECURITIES S. A.	06/03/2017

List of Stocks under Market Making operations

Securities	Stock Category
Market Maker	Start Market Making
KLOUKINAS - LAPPAS SA (CR)	Main Market
OPTIMA BANK S.A.	02/01/2023
KRI-KRI S.A. (CR)	Main Market
EUROBANK EQUITIES INVESTMENT FIRM SINGLE MEMBER SA	07/05/2018
LEON DEPOLAS SECURITIES S.A.	16/01/2017
PIRAEUS SECURITIES S. A.	11/12/2023
LAMDA DEVELOPMENT SA (CR)	Main Market
EUROBANK EQUITIES INVESTMENT FIRM SINGLE MEMBER SA	08/12/2014
PANTELAKIS SECURITIES S.A.	06/11/2017
PIRAEUS SECURITIES S. A.	29/06/2017
LAMPSA HOTEL SA (CR)	Main Market
LEON DEPOLAS SECURITIES S.A.	16/01/2017
MOTODYNAMICS S.A. (CR)	Main Market
OPTIMA BANK S.A.	25/08/2023
MOTOR OIL (CR)	Main Market
BETA SECURITIES S.A.	08/03/2021
EUROBANK EQUITIES INVESTMENT FIRM SINGLE MEMBER SA	22/10/2006
GREENPOST TRADING EUROPE LTD	12/06/2023
LEON DEPOLAS SECURITIES S.A.	01/04/2019
MERIT SECURITIES S.A	25/02/2019
NATIONAL SECURITIES SINGLE MEMBER SA	02/01/1900
PIRAEUS SECURITIES S. A.	04/05/2015
MPLE KEDROS (CR)	Main Market
OPTIMA BANK S.A.	08/11/2023
OPTIMA BANK S.A.	16/10/2023
MYTILINEOS (CR)	Main Market
ALPHA FINANCE INVESTMENT SERVICES SINGLE MEMBER SA	15/04/2019
BETA SECURITIES S.A.	11/04/2022
EUROBANK EQUITIES INVESTMENT FIRM SINGLE MEMBER SA	20/09/2017
GREENPOST TRADING EUROPE LTD	12/06/2023
MERIT SECURITIES S.A	25/02/2019
NATIONAL SECURITIES SINGLE MEMBER SA	02/01/1900
PIRAEUS SECURITIES S. A.	04/05/2015
NATIONAL BANK (CR)	Main Market
ALPHA FINANCE INVESTMENT SERVICES SINGLE MEMBER SA	09/01/2006
EUROBANK EQUITIES INVESTMENT FIRM SINGLE MEMBER SA	22/10/2006
GREENPOST TRADING EUROPE LTD	12/06/2023
HELLENIC AMERICAN SECURITIES S.A.	25/07/2014
LEON DEPOLAS SECURITIES S.A.	20/05/2015
MERIT SECURITIES S.A	03/09/2012
NATIONAL SECURITIES SINGLE MEMBER SA	02/01/1900
PIRAEUS SECURITIES S. A.	08/09/2008
OPAP (CR)	Main Market
ALPHA FINANCE INVESTMENT SERVICES SINGLE MEMBER SA	09/01/2006
BETA SECURITIES S.A.	11/04/2022
EUROBANK EQUITIES INVESTMENT FIRM SINGLE MEMBER SA	22/10/2006
GREENPOST TRADING EUROPE LTD	12/06/2023
HELLENIC AMERICAN SECURITIES S.A.	25/07/2014
MERIT SECURITIES S.A	20/03/2017
NATIONAL SECURITIES SINGLE MEMBER SA	02/01/1900
PIRAEUS SECURITIES S. A.	04/05/2015
OPTIMA BANK (CR)	Main Market
ALPHA FINANCE INVESTMENT SERVICES SINGLE MEMBER SA	12/12/2023
EUROBANK EQUITIES INVESTMENT FIRM SINGLE MEMBER SA	11/12/2023
OPTIMA BANK S.A.	06/11/2023
ORILINA PROPERTIES REIC (CR)	Main Market
EUROBANK EQUITIES INVESTMENT FIRM SINGLE MEMBER SA	11/12/2023
LEON DEPOLAS SECURITIES S.A.	11/12/2023
OTE (CR)	Main Market
ALPHA FINANCE INVESTMENT SERVICES SINGLE MEMBER SA	09/01/2006
BETA SECURITIES S.A.	11/04/2022
EUROBANK EQUITIES INVESTMENT FIRM SINGLE MEMBER SA	22/10/2006
GREENPOST TRADING EUROPE LTD	12/06/2023
HELLENIC AMERICAN SECURITIES S.A.	25/07/2014
LEON DEPOLAS SECURITIES S.A.	20/04/2015
MERIT SECURITIES S.A	20/03/2017
NATIONAL SECURITIES SINGLE MEMBER SA	02/01/1900
PIRAEUS SECURITIES S. A.	08/09/2008

List of Stocks under Market Making operations

Securities	Stock Category
Market Maker	Start Market Making
P.P.A. S.A. (CR)	Main Market
EUROBANK EQUITIES INVESTMENT FIRM SINGLE MEMBER SA	06/02/2019
PAPOUTSANIS (CR)	Main Market
ALPHA FINANCE INVESTMENT SERVICES SINGLE MEMBER SA	19/11/2018
BETA SECURITIES S.A.	25/11/2013
PETROPOULOS PETROS (CR)	Main Market
EUROBANK EQUITIES INVESTMENT FIRM SINGLE MEMBER SA	01/04/2019
PANTELAKIS SECURITIES S.A.	16/03/2020
PIRAEUS FINANCIAL HOLD (CR)	Main Market
ALPHA FINANCE INVESTMENT SERVICES SINGLE MEMBER SA	15/04/2019
EUROBANK EQUITIES INVESTMENT FIRM SINGLE MEMBER SA	22/10/2006
EUROXX SECURITIES S.A.	15/02/2016
GREENPOST TRADING EUROPE LTD	12/06/2023
HELLENIC AMERICAN SECURITIES S.A.	25/07/2014
LEON DEPOLAS SECURITIES S.A.	30/11/2018
MERIT SECURITIES S.A.	16/09/2013
NATIONAL SECURITIES SINGLE MEMBER SA	02/01/1900
PIRAEUS SECURITIES S. A.	16/02/2009
PPC (CR)	Main Market
ALPHA FINANCE INVESTMENT SERVICES SINGLE MEMBER SA	09/01/2006
BETA SECURITIES S.A.	01/02/2021
EUROBANK EQUITIES INVESTMENT FIRM SINGLE MEMBER SA	22/10/2006
GREENPOST TRADING EUROPE LTD	12/06/2023
HELLENIC AMERICAN SECURITIES S.A.	01/09/2014
MERIT SECURITIES S.A.	06/11/2017
NATIONAL SECURITIES SINGLE MEMBER SA	02/01/1900
PIRAEUS SECURITIES S. A.	28/09/2009
PREMA (CR)	Main Market
BETA SECURITIES S.A.	01/06/2021
LEON DEPOLAS SECURITIES S.A.	05/12/2022
PANTELAKIS SECURITIES S.A.	23/12/2021
PROFILE SA (CR)	Main Market
OPTIMA BANK S.A.	03/04/2023
PANTELAKIS SECURITIES S.A.	01/07/2019
QUALITY & RELIABILITY SA (CR)	Main Market
OPTIMA BANK S.A.	03/01/2023
QUEST HOLDINGS (CR)	Main Market
BETA SECURITIES S.A.	26/03/2018
EUROBANK EQUITIES INVESTMENT FIRM SINGLE MEMBER SA	28/01/2019
REVOIL (CR)	Main Market
BETA SECURITIES S.A.	26/06/2023
SIDMA STEEL (CR)	Main Market
OPTIMA BANK S.A.	25/05/2023
SPACE HELLAS SA (CR)	Main Market
MERIT SECURITIES S.A.	09/12/2022
TECHNICAL OLYMPIC SA (CR)	Main Market
OPTIMA BANK S.A.	05/07/2023
TERNA ENERGY (CR)	Main Market
EUROBANK EQUITIES INVESTMENT FIRM SINGLE MEMBER SA	24/05/2021
PIRAEUS SECURITIES S. A.	09/12/2019
THRACE PLASTICS SA (CR)	Main Market
ALPHA FINANCE INVESTMENT SERVICES SINGLE MEMBER SA	26/03/2018
EUROBANK EQUITIES INVESTMENT FIRM SINGLE MEMBER SA	26/03/2018
TITAN CEMENT (CB)	Main Market
BETA SECURITIES S.A.	01/02/2021
EUROBANK EQUITIES INVESTMENT FIRM SINGLE MEMBER SA	06/11/2019
PIRAEUS SECURITIES S. A.	18/01/2021
TRADE ESTATES REIC (CR)	Main Market
EUROBANK EQUITIES INVESTMENT FIRM SINGLE MEMBER SA	08/11/2023
EUROBANK EQUITIES INVESTMENT FIRM SINGLE MEMBER SA	10/11/2023
PANTELAKIS SECURITIES S.A.	08/11/2023
PANTELAKIS SECURITIES S.A.	10/11/2023
TZIRAKIAN PROFIL (CR)	Main Market
LEON DEPOLAS SECURITIES S.A.	19/07/2021
VIOHALCO SA/NV (CB)	Main Market
ALPHA FINANCE INVESTMENT SERVICES SINGLE MEMBER SA	11/03/2008
EUROBANK EQUITIES INVESTMENT FIRM SINGLE MEMBER SA	04/03/2014
MERIT SECURITIES S.A.	17/03/2014

Underlying Asset				Derivatives Market													
Price max	Price min	Closing price	change	Delivery Month	Open price	Price max	Price min	Last price	Closing price	Last Bid	Last Ask	Fixing price*	Life high	Life low	Trades	Volume	Open Interest
FTSE/Athex Large Cap				(Trade Unit: 1 Index Point x 2E, Cash Settlement)													
3,142.91	3,110.58	3,120.73	-0.44%	December 2023	3,135.00	3,140.00	3,114.75	3,122.75	3,122.75	---	---	---	3,165.00	---	92	496	1,313
				January 2024	3,142.00	3,148.00	3,120.75	3,133.00	3,133.00	---	---	---	3,173.00	---	126	523	2,580
				February 2024	3,144.25	3,146.00	3,122.50	3,122.50	3,122.50	---	---	---	3,169.00	---	15	122	21
				March 2024	---	---	---	---	3,150.50	---	---	---	---	---	---	---	---
				June 2024	---	---	---	---	3,167.50	---	---	---	---	---	---	---	---
				September 2024	---	---	---	---	3,183.25	---	---	---	---	---	---	---	---
FTSE/Athex Banks				(Trade Unit: 1 Index Point x 15E, Cash Settlement)													
1,068.59	1,051.98	1,058.24	-0.39%	December 2023	1,078.25	1,078.25	1,078.25	1,078.25	1,078.25	---	---	---	1,082.75	---	3	60	737
				March 2024	1,095.25	1,095.25	1,068.00	1,068.00	1,068.00	---	---	---	1,099.75	---	4	61	1,480
				June 2024	---	---	---	---	1,073.50	---	---	---	---	---	---	---	---
				September 2024	---	---	---	---	1,079.00	---	---	---	---	---	---	---	---
MSCI GREECE REBASED				(Trade Unit: 1 Index Point x 2E, Cash Settlement)													
5,026.89	4,969.21	4,986.55	-0.46%	December 2023	---	---	---	---	4,962.00	---	---	---	5,076.00	---	---	---	20
				January 2024	---	---	---	---	4,978.00	---	---	---	5,079.00	---	---	---	83
				February 2024	---	---	---	---	5,027.25	---	---	---	---	---	---	---	---
				March 2024	---	---	---	---	5,035.00	---	---	---	---	---	---	---	---
				April 2024	---	---	---	---	5,044.75	---	---	---	---	---	---	---	---
				May 2024	---	---	---	---	5,052.50	---	---	---	---	---	---	---	---
				June 2024	---	---	---	---	5,062.25	---	---	---	---	---	---	---	---
				September 2024	---	---	---	---	5,087.75	---	---	---	---	---	---	---	---

Derivatives notes

Fixing prices and final open positions can be retrieved from the following path <http://www.helex.gr/el/web/guest/statistics-end-of-day-derivatives>

Underlying Asset				Derivatives Market													
Price max	Price min	Closing price	change	Delivery Month	Open price	Price max	Price min	Last price	Closing price	Last Bid	Last Ask	Fixing price*	Life high	Life low	Trades	Volume	Open Interest
ADMIE (IPTO) HOLDING S.A. (CR)				(Contract Size: 100 Securities, Physical Delivery)													
2.25	2.18	2.18	-2.90%	December 2023	2.23	2.23	2.16	2.19	2.19	---	---	---	2.42	---	101	5,192	10,153
				March 2024	2.29	2.29	2.22	2.25	2.25	---	---	---	2.35	---	87	5,085	17,379
				June 2024	---	---	---	---	2.27	---	---	---	---	---	---	---	---
				September 2024	---	---	---	---	2.28	---	---	---	---	---	---	---	---
AEGEAN AIRLINES (CR)				(Contract Size: 100 Securities, Physical Delivery)													
11.72	11.4	11.5	-0.86%	December 2023	11.62	11.62	11.53	11.55	11.55	---	---	---	13.64	---	36	531	808
				March 2024	11.80	11.83	11.65	11.75	11.75	---	---	---	12.14	---	86	670	6,438
				June 2024	---	---	---	---	11.72	---	---	---	---	---	---	---	---
				September 2024	---	---	---	---	11.78	---	---	---	---	---	---	---	---
ALPHA SERVICES HOLD (CR)				(Contract Size: 100 Securities, Physical Delivery)													
1.562	1.5155	1.5375	-1.03%	December 2023	1.55	1.56	1.52	1.52	1.52	---	---	---	1.65	---	190	17,995	68,330
				March 2024	1.56	1.59	1.54	1.56	1.56	---	---	---	1.60	---	207	16,859	132,466
				June 2024	---	---	---	---	1.54	---	---	---	1.47	---	---	---	---
				September 2024	---	---	---	---	1.58	---	---	---	---	---	---	---	---
AUTOHELLAS SA (CR)				(Contract Size: 100 Securities, Physical Delivery)													
12.56	12.4	12.54	-0.16%	December 2023	12.34	12.34	12.34	12.34	12.34	---	---	---	14.22	---	1	26	254
				March 2024	12.50	12.57	12.48	12.48	12.48	---	---	---	13.17	---	7	56	277
				June 2024	---	---	---	---	12.69	---	---	---	---	---	---	---	---
				September 2024	---	---	---	---	12.76	---	---	---	---	---	---	---	---
AVAX S.A. (CR)				(Contract Size: 100 Securities, Physical Delivery)													
1.744	1.664	1.74	3.33%	December 2023	1.68	1.69	1.66	1.67	1.67	---	---	---	1.69	---	74	377	377
				March 2024	1.71	1.76	1.70	1.75	1.75	---	---	---	1.76	---	21	328	603
				June 2024	---	---	---	---	1.70	---	---	---	---	---	---	---	---
				September 2024	---	---	---	---	1.71	---	---	---	---	---	---	---	---
CC HBC AG (CR)				(Contract Size: 100 Securities, Physical Delivery)													
26.7	26.23	26.46	0.00%	December 2023	26.39	26.47	26.29	26.47	26.47	---	---	---	27.19	---	7	39	143
				March 2024	26.74	26.89	26.63	26.69	26.69	---	---	---	27.24	---	8	46	246
				June 2024	---	---	---	---	26.74	---	---	---	---	---	---	---	---
				September 2024	---	---	---	---	26.87	---	---	---	---	---	---	---	---
CENERGY HOLDINGS (CB)				(Contract Size: 100 Securities, Physical Delivery)													
7.02	6.9	6.98	-0.29%	December 2023	6.95	6.98	6.95	6.95	6.95	---	---	---	7.22	---	16	395	670
				March 2024	7.06	7.15	7.05	7.05	7.05	---	---	---	7.16	---	24	456	4,199
				June 2024	---	---	---	---	7.07	---	---	---	---	---	---	---	---
				September 2024	---	---	---	---	7.11	---	---	---	---	---	---	---	---

Derivatives notes

Fixing prices and final open positions can be retrieved from the following path <http://www.helex.gr/el/web/guest/statistics-end-of-day-derivatives>

Underlying Asset				Derivatives Market													
Price max	Price min	Closing price	change	Delivery Month	Open price	Price max	Price min	Last price	Closing price	Last Bid	Last Ask	Fixing price*	Life high	Life low	Trades	Volume	Open Interest
ELLAKTOR (CR)				(Contract Size: 100 Securities, Physical Delivery)													
2.43	2.33	2.43	4.29%	December 2023	2.32	2.37	2.32	2.32	2.32	---	---	---	2.41	---	19	154	566
				March 2024	2.39	2.49	2.38	2.49	2.49	---	---	---	2.49	---	33	163	869
				June 2024	---	---	---	---	2.35	---	---	---	---	---	---	---	---
				September 2024	---	---	---	---	2.37	---	---	---	---	---	---	---	---
ELVALHALCOR (CR)				(Contract Size: 100 Securities, Physical Delivery)													
1.942	1.892	1.898	-0.10%	December 2023	1.89	1.91	1.88	1.88	1.88	---	---	---	2.09	---	19	164	216
				March 2024	1.92	1.94	1.92	1.92	1.92	---	---	---	1.99	---	7	121	955
				June 2024	---	---	---	---	1.92	---	---	---	---	---	---	---	---
				September 2024	---	---	---	---	1.93	---	---	---	---	---	---	---	---
EUROBANK HOLDINGS (CR)				(Contract Size: 100 Securities, Physical Delivery)													
1.6205	1.585	1.6035	0.06%	December 2023	1.61	1.62	1.59	1.60	1.60	---	---	---	1.70	---	72	2,276	13,680
				March 2024	1.64	1.65	1.62	1.64	1.64	---	---	---	1.70	---	44	2,060	20,394
				June 2024	---	---	---	---	1.62	---	---	---	---	---	---	---	---
				September 2024	---	---	---	---	1.63	---	---	---	---	---	---	---	---
EYDAP S.A. (CR)				(Contract Size: 100 Securities, Physical Delivery)													
6.17	5.87	5.87	-5.17%	December 2023	6.14	6.14	6.04	6.06	6.06	---	---	---	6.52	---	8	82	930
				March 2024	6.25	6.25	5.97	5.97	5.97	---	---	---	6.35	---	17	130	2,454
				June 2024	---	---	---	---	6.26	---	---	---	---	---	---	---	---
				September 2024	---	---	---	---	6.29	---	---	---	---	---	---	---	---
FOURLIS (CR)				(Contract Size: 100 Securities, Physical Delivery)													
4.11	4.04	4.055	0.37%	December 2023	4.04	4.05	3.99	4.04	4.04	---	---	---	4.65	---	22	236	299
				March 2024	4.12	4.13	4.09	4.12	4.12	---	---	---	4.20	---	18	215	712
				June 2024	---	---	---	---	4.08	---	---	---	---	---	---	---	---
				September 2024	---	---	---	---	4.10	---	---	---	---	---	---	---	---
GEK TERNA (CR)				(Contract Size: 100 Securities, Physical Delivery)													
13.08	12.94	13.06	0.46%	December 2023	13.06	13.06	12.96	12.97	12.97	---	---	---	13.79	---	9	91	1,270
				March 2024	13.27	13.27	13.16	13.16	13.16	---	---	---	13.41	---	5	76	5,984
				June 2024	---	---	---	---	13.14	---	---	---	---	---	---	---	---
				September 2024	---	---	---	---	13.20	---	---	---	---	---	---	---	---
HELLENIC EXCHANGES-A.S.E. (CR)				(Contract Size: 100 Securities, Physical Delivery)													
5.46	5.37	5.39	-0.92%	December 2023	5.39	5.42	5.37	5.37	5.37	---	---	---	5.54	---	35	772	1,611
				March 2024	5.48	5.56	5.47	5.47	5.47	---	---	---	5.62	---	26	677	8,289
				June 2024	---	---	---	---	5.50	---	---	---	---	---	---	---	---
				September 2024	---	---	---	---	5.52	---	---	---	---	---	---	---	---

Derivatives notes

Fixing prices and final open positions can be retrieved from the following path <http://www.helex.gr/el/web/guest/statistics-end-of-day-derivatives>

Underlying Asset				Derivatives Market													
Price max	Price min	Closing price	change	Delivery Month	Open price	Price max	Price min	Last price	Closing price	Last Bid	Last Ask	Fixing price*	Life high	Life low	Trades	Volume	Open Interest
HELLENIQ ENERGY (CR)																	
(Contract Size: 100 Securities, Physical Delivery)																	
7.31	7.21	7.21	-0.69%	December 2023	7.29	7.31	7.23	7.31	7.31	---	---	---	8.01	---	21	244	1,501
				March 2024	7.16	7.34	7.10	7.10	7.10	---	---	---	7.88	---	89	487	5,019
				June 2024	---	---	---	---	7.34	---	---	---	---	---	---	---	---
				September 2024	---	---	---	---	7.37	---	---	---	---	---	---	---	---
INTRACOM HOLDINGS (CR)																	
(Contract Size: 100 Securities, Physical Delivery)																	
3.11	3.05	3.095	0.81%	December 2023	3.04	3.09	3.04	3.09	3.09	---	---	---	3.14	---	64	710	1,616
				March 2024	3.14	3.16	3.09	3.16	3.16	---	---	---	3.21	---	28	568	5,415
				June 2024	---	---	---	---	3.10	---	---	---	---	---	---	---	---
				September 2024	---	---	---	---	3.12	---	---	---	---	---	---	---	---
INTRAKAT (CR)																	
(Contract Size: 100 Securities, Physical Delivery)																	
3.99	3.815	3.99	3.64%	December 2023	3.84	3.88	3.82	3.88	3.88	---	---	---	3.88	---	82	1,816	3,600
				March 2024	3.90	4.03	3.86	4.03	4.03	---	---	---	4.03	---	130	2,079	7,641
				June 2024	---	---	---	---	3.89	---	---	---	---	---	---	---	---
				September 2024	---	---	---	---	3.91	---	---	---	---	---	---	---	---
JUMBO SA (CR)																	
(Contract Size: 100 Securities, Physical Delivery)																	
25.76	25.2	25.4	-1.40%	December 2023	25.56	25.60	25.49	25.50	25.50	---	---	---	28.13	---	18	100	259
				March 2024	25.90	26.56	25.70	26.56	26.56	---	---	---	26.56	---	18	76	829
				June 2024	---	---	---	---	26.03	---	---	---	---	---	---	---	---
				September 2024	---	---	---	---	26.16	---	---	---	---	---	---	---	---
LAMDA DEVELOPMENT SA (CR)																	
(Contract Size: 100 Securities, Physical Delivery)																	
6.94	6.805	6.85	-1.30%	December 2023	6.94	6.94	6.80	6.81	6.81	---	---	---	6.97	---	70	566	1,573
				March 2024	6.95	7.09	6.92	6.97	6.97	---	---	---	7.13	---	53	601	5,157
				June 2024	---	---	---	---	7.01	---	---	---	---	---	---	---	---
				September 2024	---	---	---	---	7.05	---	---	---	---	---	---	---	---
MIG (CR)																	
(Contract Size: 100 Securities, Physical Delivery)																	
4.995	4.76	4.85	-1.02%	December 2023	4.84	4.88	4.80	4.80	4.80	---	---	---	5.25	---	4	15	50
				March 2024	4.88	4.89	4.84	4.84	4.84	---	---	---	5.30	---	13	32	83
				June 2024	---	---	---	---	4.95	---	---	---	---	---	---	---	---
				September 2024	---	---	---	---	4.98	---	---	---	---	---	---	---	---
MOTOR OIL (CR)																	
(Contract Size: 100 Securities, Physical Delivery)																	
25.08	24.76	25.06	0.24%	December 2023	24.75	24.96	24.75	24.96	24.96	---	---	---	25.18	---	43	292	538
				March 2024	24.53	25.00	24.53	24.72	24.72	---	---	---	25.04	---	19	160	424
				June 2024	---	---	---	---	25.26	---	---	---	---	---	---	---	---
				September 2024	---	---	---	---	25.39	---	---	---	---	---	---	---	---

Derivatives notes

Fixing prices and final open positions can be retrieved from the following path <http://www.helex.gr/el/web/guest/statistics-end-of-day-derivatives>

Underlying Asset				Derivatives Market													
Price max	Price min	Closing price	change	Delivery Month	Open price	Price max	Price min	Last price	Closing price	Last Bid	Last Ask	Fixing price*	Life high	Life low	Trades	Volume	Open Interest
MYTILINEOS (CR)				(Contract Size: 100 Securities, Physical Delivery)													
37.14	36.6	36.7	-0.43%	December 2023	36.91	37.09	36.77	36.77	36.77	---	---	---	38.12	---	52	462	992
				March 2024	37.46	37.69	37.16	37.17	37.17	---	---	---	38.20	---	50	478	2,394
				June 2024	---	---	---	---	37.25	---	---	---	---	---	---	---	---
				September 2024	---	---	---	---	37.44	---	---	---	---	---	---	---	---
NATIONAL BANK (CR)				(Contract Size: 100 Securities, Physical Delivery)													
6.3	6.19	6.23	-0.80%	December 2023	6.26	6.29	6.22	6.24	6.24	---	---	---	6.43	---	98	2,187	16,129
				March 2024	6.35	6.39	6.27	6.30	6.30	---	---	---	6.39	---	276	1,814	15,053
				June 2024	---	---	---	---	6.35	---	---	---	---	---	---	---	---
				September 2024	---	---	---	---	6.38	---	---	---	---	---	---	---	---
OPAP (CR)				(Contract Size: 100 Securities, Physical Delivery)													
15.12	14.97	15.12	0.67%	December 2023	14.99	15.03	14.99	15.03	15.03	---	---	---	16.20	---	27	148	605
				March 2024	15.24	15.33	15.13	15.20	15.20	---	---	---	15.39	---	15	76	1,317
				June 2024	---	---	---	---	15.18	---	---	---	---	---	---	---	---
				September 2024	---	---	---	---	15.25	---	---	---	---	---	---	---	---
OPTIMA BANK (CR)				(Contract Size: 100 Securities, Physical Delivery)													
7.85	7.63	7.85	1.68%	December 2023	7.71	7.71	7.69	7.69	7.69	---	---	---	7.86	---	2	5	28
				March 2024	7.63	7.69	7.63	7.69	7.69	---	---	---	7.71	---	2	10	58
				June 2024	---	---	---	---	7.80	---	---	---	---	---	---	---	---
				September 2024	---	---	---	---	7.84	---	---	---	---	---	---	---	---
OTE (CR)				(Contract Size: 100 Securities, Physical Delivery)													
13.23	12.93	12.95	-1.45%	December 2023	13.17	13.17	13.02	13.05	13.05	---	---	---	14.17	---	205	1,201	2,161
				March 2024	13.34	13.38	13.19	13.19	13.19	---	---	---	13.69	---	89	779	5,939
				June 2024	---	---	---	---	13.28	---	---	---	---	---	---	---	---
				September 2024	---	---	---	---	13.35	---	---	---	---	---	---	---	---
P.P.A. S.A. (CR)				(Contract Size: 100 Securities, Physical Delivery)													
23.9	22.9	23.9	3.24%	December 2023	23.37	23.37	23.37	23.37	23.37	---	---	---	23.97	---	1	3	38
				March 2024	23.70	23.90	23.70	23.90	23.90	---	---	---	24.25	---	3	13	132
				June 2024	---	---	---	---	23.39	---	---	---	---	---	---	---	---
				September 2024	---	---	---	---	23.51	---	---	---	---	---	---	---	---
PIRAEUS FINANCIAL HOLD (CR)				(Contract Size: 100 Securities, Physical Delivery)													
3.234	3.2	3.228	0.62%	December 2023	3.22	3.23	3.20	3.20	3.20	---	---	---	3.36	---	145	8,402	23,280
				March 2024	3.25	3.29	3.24	3.26	3.26	---	---	---	3.33	---	244	8,700	58,239
				June 2024	---	---	---	---	3.24	---	---	---	---	---	---	---	---
				September 2024	---	---	---	---	3.26	---	---	---	---	---	---	---	---

Derivatives notes

Fixing prices and final open positions can be retrieved from the following path <http://www.helex.gr/el/web/guest/statistics-end-of-day-derivatives>

Underlying Asset				Derivatives Market													
Price max	Price min	Closing price	change	Delivery Month	Open price	Price max	Price min	Last price	Closing price	Last Bid	Last Ask	Fixing price*	Life high	Life low	Trades	Volume	Open Interest
PPC (CR)				(Contract Size: 100 Securities, Physical Delivery)													
11.12	10.96	11.05	-0.45%	December 2023	11.08	11.08	10.97	10.97	10.97	---	---	---	11.12	---	66	1,064	3,594
				March 2024	11.25	11.30	11.17	11.23	11.23	---	---	---	11.33	---	113	1,153	24,238
				June 2024	---	---	---	---	11.22	---	---	---	---	---	---	---	---
				September 2024	---	---	---	---	11.27	---	---	---	---	---	---	---	---
QUEST HOLDINGS (CR)				(Contract Size: 100 Securities, Physical Delivery)													
5.62	5.42	5.45	-2.68%	December 2023	5.50	5.50	5.50	5.50	5.50	---	---	---	6.25	---	2	15	73
				March 2024	5.60	5.62	5.60	5.62	5.62	---	---	---	5.67	---	2	6	45
				June 2024	---	---	---	---	5.66	---	---	---	---	---	---	---	---
				September 2024	---	---	---	---	5.69	---	---	---	---	---	---	---	---
TERNA ENERGY (CR)				(Contract Size: 100 Securities, Physical Delivery)													
15.78	15.5	15.6	0.06%	December 2023	15.54	15.81	15.49	15.53	15.53	---	---	---	17.23	---	77	1,593	2,211
				March 2024	15.55	15.99	15.55	15.99	15.99	---	---	---	16.29	---	56	1,517	13,442
				June 2024	---	---	---	---	15.75	---	---	---	---	---	---	---	---
				September 2024	---	---	---	---	15.83	---	---	---	---	---	---	---	---
TITAN CEMENT (CB)				(Contract Size: 100 Securities, Physical Delivery)													
21.85	21.45	21.55	-0.92%	December 2023	21.69	21.81	21.68	21.68	21.68	---	---	---	21.81	---	5	11	287
				March 2024	21.99	21.99	21.94	21.94	21.94	---	---	---	22.15	---	2	7	509
				June 2024	---	---	---	---	21.98	---	---	---	---	---	---	---	---
				September 2024	---	---	---	---	22.09	---	---	---	---	---	---	---	---
VIOHALCO SA/NV (CB)				(Contract Size: 100 Securities, Physical Delivery)													
5.52	5.37	5.39	-1.64%	December 2023	5.47	5.48	5.37	5.37	5.37	---	---	---	6.66	---	84	711	997
				March 2024	5.56	5.62	5.48	5.49	5.49	---	---	---	5.67	---	92	694	3,296
				June 2024	---	---	---	---	5.54	---	---	---	---	---	---	---	---
				September 2024	---	---	---	---	5.57	---	---	---	---	---	---	---	---

Derivatives notes

Fixing prices and final open positions can be retrieved from the following path <http://www.helex.gr/el/web/guest/statistics-end-of-day-derivatives>

FTSE/Athex Large Cap

(Trade Unit: 1 Index Point x 2€ - Exercise Style: European, Cash Settlement)

Exercise Price	Call Options														Put Options																		
	December 2023							January 2024							Other Months		December 2023							January 2024							Other Months		Exercise Price
	Open price	Price max	Price min	Last price	Closing price	Volume	Open Interest	Open price	Price max	Price min	Last price	Closing price	Volume	Open Interest	Volume	Open Interest	Open price	Price max	Price min	Last price	Closing price	Volume	Open Interest	Open price	Price max	Price min	Last price	Closing price	Volume	Open Interest	Volume	Open Interest	
1,975	0.00	0.00	0.00	-	-	-	-	-	-	-	-	-	-	-	-	0.00	0.00	0.00	-	1,976.00	-	-	-	-	-	-	-	-	-	-	-	1,975	
2,000	0.00	0.00	0.00	-	-	-	-	-	-	-	-	-	-	-	-	0.00	0.00	0.00	-	2,001.00	-	-	-	-	-	-	-	-	-	-	-	2,000	
2,050	0.00	0.00	0.00	-	-	-	-	-	-	-	-	-	-	-	-	0.00	0.00	0.00	-	2,051.00	-	-	-	-	-	-	-	-	-	-	-	2,050	
2,100	0.00	0.00	0.00	-	-	-	-	-	-	-	-	-	-	-	-	0.00	0.00	0.00	-	2,101.00	-	-	-	-	-	-	-	-	-	-	-	2,100	
2,150	0.00	0.00	0.00	-	-	-	-	-	-	-	-	-	-	-	-	0.00	0.00	0.00	-	2,151.00	-	-	-	-	-	-	-	-	-	-	-	2,150	
2,200	0.00	0.00	0.00	-	-	-	-	-	-	-	-	-	-	-	-	0.00	0.00	0.00	-	2,201.00	-	-	-	-	-	-	-	-	-	-	-	2,200	
2,250	0.00	0.00	0.00	-	-	-	-	-	-	-	-	-	-	-	-	0.00	0.00	0.00	-	2,251.00	-	-	-	-	-	-	-	-	-	-	-	2,250	
2,300	0.00	0.00	0.00	-	-	-	-	-	-	-	-	-	-	-	-	0.00	0.00	0.00	-	2,301.00	-	-	-	-	-	-	-	-	-	-	-	2,300	
2,350	0.00	0.00	0.00	-	-	-	-	-	-	-	-	-	-	-	-	0.00	0.00	0.00	-	2,351.00	-	-	-	-	-	-	-	-	-	-	-	2,350	
2,400	0.00	0.00	0.00	-	-	-	-	-	-	-	-	-	-	-	-	0.00	0.00	0.00	-	2,401.00	-	-	-	-	-	-	-	-	-	-	-	2,400	
2,450	0.00	0.00	0.00	-	-	-	-	-	-	-	-	-	-	-	-	0.00	0.00	0.00	-	2,451.00	-	-	-	-	-	-	-	-	-	-	-	2,450	
2,500	0.00	0.00	0.00	-	-	-	-	-	-	-	-	-	-	-	-	0.00	0.00	0.00	-	2,501.00	-	-	-	-	-	-	-	-	-	-	-	2,500	
2,550	0.00	0.00	0.00	-	-	-	-	-	-	-	-	-	-	-	-	0.00	0.00	0.00	-	2,551.00	-	-	-	-	-	-	-	-	-	-	-	2,550	
2,600	0.00	0.00	0.00	-	-	-	-	-	-	-	-	-	-	-	-	0.00	0.00	0.00	-	2,601.00	-	-	-	-	-	-	-	-	-	-	-	2,600	
2,650	0.00	0.00	0.00	-	-	-	-	0.00	0.00	0.00	-	481.00	-	-	-	0.00	0.00	0.00	-	2,651.00	-	-	0.00	0.00	0.00	-	0.24	-	-	-	2,650		
2,700	0.00	0.00	0.00	-	-	-	-	0.00	0.00	0.00	-	431.00	-	-	-	0.00	0.00	0.00	-	2,701.00	-	-	0.00	0.00	0.00	-	0.60	-	-	-	2,700		
2,750	0.00	0.00	0.00	-	-	-	-	0.00	0.00	0.00	-	382.00	-	-	-	0.00	0.00	0.00	-	2,751.00	-	-	0.00	0.00	0.00	-	1.40	-	-	-	2,750		
2,800	0.00	0.00	0.00	-	-	-	20	0.00	0.00	0.00	-	334.00	-	-	-	0.00	0.00	0.00	-	2,801.00	-	-	0.00	0.00	0.00	-	2.90	-	-	-	2,800		
2,850	0.00	0.00	0.00	-	-	-	80	0.00	0.00	0.00	-	287.00	-	-	-	0.00	0.00	0.00	-	2,851.00	-	94	0.00	0.00	0.00	-	5.70	-	-	-	2,850		
2,900	0.00	0.00	0.00	-	-	-	40	0.00	0.00	0.00	-	242.00	-	-	-	0.00	0.00	0.00	-	2,901.00	-	40	0.00	0.00	0.00	-	10.50	-	-	-	2,900		
2,950	0.00	0.00	0.00	-	-	-	79	0.00	0.00	0.00	-	199.00	-	-	-	0.00	0.00	0.00	-	2,951.00	-	121	0.00	0.00	0.00	-	17.75	-	-	-	2,950		
3,000	0.00	0.00	0.00	-	-	-	155	0.00	0.00	0.00	-	160.00	-	42	-	0.00	0.00	0.00	-	3,001.00	-	242	0.00	0.00	0.00	-	28.75	-	45	-	3,000		
3,050	0.00	0.00	0.00	-	-	-	432	126.00	126.00	126.00	126.00	126.00	20	20	-	0.00	0.00	0.00	-	3,051.00	-	110	0.00	0.00	0.00	-	43.75	-	20	-	3,050		
3,100	22.00	22.75	22.00	22.75	-	60	37	0.00	0.00	0.00	-	95.50	-	60	-	0.00	22.75	0.00	-	3,101.00	-	41	0.00	0.00	0.00	-	64.00	-	22	-	3,100		
3,150	0.00	0.00	0.00	-	-	-	61	0.00	0.00	0.00	-	70.50	-	41	-	0.00	0.00	0.00	-	3,151.00	-	22	0.00	0.00	0.00	-	88.50	-	40	-	3,150		
3,200	0.00	0.00	0.00	-	-	-	-	0.00	0.00	0.00	-	50.50	-	20	-	0.00	0.00	0.00	-	3,201.00	-	-	0.00	0.00	0.00	-	118.00	-	40	-	3,200		
3,250	0.00	0.00	0.00	-	-	-	100	0.00	0.00	0.00	-	34.75	-	-	-	0.00	0.00	0.00	-	3,251.00	-	-	0.00	0.00	0.00	-	153.00	-	-	-	3,250		
3,300	0.00	0.00	0.00	-	-	-	-	0.00	0.00	0.00	-	23.25	-	-	-	0.00	0.00	0.00	-	3,301.00	-	-	0.00	0.00	0.00	-	191.00	-	-	-	3,300		
3,350	0.00	0.00	0.00	-	-	-	-	0.00	0.00	0.00	-	15.00	-	-	-	0.00	0.00	0.00	-	3,351.00	-	-	0.00	0.00	0.00	-	233.00	-	-	-	3,350		
3,400	0.00	0.00	0.00	-	-	-	-	0.00	0.00	0.00	-	9.50	-	-	-	0.00	0.00	0.00	-	3,401.00	-	-	0.00	0.00	0.00	-	277.00	-	-	-	3,400		
3,450	0.00	0.00	0.00	-	-	-	-	-	-	-	-	-	-	-	-	0.00	0.00	0.00	-	3,451.00	-	-	-	-	-	-	-	-	-	-	3,450		
3,500	0.00	0.00	0.00	-	-	-	-	-	-	-	-	-	-	-	-	0.00	0.00	0.00	-	3,501.00	-	-	-	-	-	-	-	-	-	-	3,500		
Totals:						60	1,004						20	183	0	0						0	670						0	167	0	0	
Number of Trades:							3						1	0								0							0		0		

ALPHA SERVICES HOLD (CR)

(Contract Size: 100 Securities, Exercise Style: American, Physical Delivery)

Call Options														Put Options																				
December 2023							January 2024							Other Months		December 2023							January 2024							Other Months		Exercise Price		
Open price	Price max	Price min	Last price	Closing price	Volume	Open Interest	Open price	Price max	Price min	Last price	Closing price	Volume	Open Interest	Volume	Open Interest	Open price	Price max	Price min	Last price	Closing price	Volume	Open Interest	Open price	Price max	Price min	Last price	Closing price	Volume	Open Interest	Volume	Open Interest			
0.750	0.000	0.000	0.000		-	-										0.000	0.000	0.000	1.75	-	-											0.008		
0.800	0.000	0.000	0.000		-	-										0.000	0.000	0.000	1.80	-	-											0.008		
0.850	0.000	0.000	0.000		-	-										0.000	0.000	0.000	1.85	-	-											0.009		
0.900	0.000	0.000	0.000		-	-	0.000	0.000	0.000		0.652	-	-			0.000	0.000	0.000	1.90	-	-	0.000	0.000	0.000	0.001	-	-					0.009		
0.950	0.000	0.000	0.000		-	-	0.000	0.000	0.000		0.602	-	-			0.000	0.000	0.000	1.95	-	-	0.000	0.000	0.000	0.001	-	-					0.010		
1.000	0.000	0.000	0.000		-	-	0.000	0.000	0.000		0.552	-	-			0.000	0.000	0.000	2.00	-	-	0.000	0.000	0.000	0.001	-	-					0.010		
1.100	0.000	0.000	0.000		-	-	0.000	0.000	0.000		0.452	-	-			0.000	0.000	0.000	2.10	-	-	0.000	0.000	0.000	0.001	-	-					0.011		
1.200	0.000	0.000	0.000		-	-	0.000	0.000	0.000		0.353	-	-			0.000	0.000	0.000	2.20	-	-	0.000	0.000	0.000	0.001	-	-					0.012		
1.300	0.000	0.000	0.000		-	-	0.000	0.000	0.000		0.257	-	-			0.000	0.000	0.000	2.30	-	-	0.000	0.000	0.000	0.004	-	-					0.013		
1.400	0.000	0.000	0.000		-	-	0.000	0.000	0.000		0.169	-	-			0.000	0.000	0.000	2.40	-	-	0.000	0.000	0.000	0.016	-	-					0.014		
1.500	0.000	0.000	0.000		-	-	0.000	0.000	0.000		0.098	-	-			0.000	0.000	0.000	2.50	-	-	0.000	0.000	0.000	0.046	-	-					0.015		
1.600	0.000	0.000	0.000		-	-	0.000	0.000	0.000		0.050	-	-			0.000	0.000	0.000	2.60	-	-	0.000	0.000	0.000	0.097	-	-					0.016		
1.700	0.000	0.000	0.000		-	-	0.000	0.000	0.000		0.022	-	-			0.000	0.000	0.000	2.70	-	-	0.000	0.000	0.000	0.169	-	-					0.017		
1.800	0.000	0.000	0.000		-	-	0.000	0.000	0.000		0.009	-	-			0.000	0.000	0.000	2.80	-	-	0.000	0.000	0.000	0.256	-	-					0.018		
1.900	0.000	0.000	0.000		-	-	0.000	0.000	0.000		0.003	-	-			0.000	0.000	0.000	2.90	-	-	0.000	0.000	0.000	0.351	-	-					0.019		
2.000	0.000	0.000	0.000		-	-	0.000	0.000	0.000		0.001	-	-			0.000	0.000	0.000	3.00	-	-	0.000	0.000	0.000	0.450	-	-					0.020		
2.200	0.000	0.000	0.000		-	-	0.000	0.000	0.000		0.001	-	-			0.000	0.000	0.000	3.20	-	-	0.000	0.000	0.000	0.650	-	-					0.022		
2.400	0.000	0.000	0.000		-	-										0.000	0.000	0.000	3.40	-	-											0.024		
Totals:					0	0						0	0	0	0							0	0											
Number of Trades:					0							0		0									0.00											

NATIONAL BANK (CR)

(Contract Size: 100 Securities, Exercise Style: American, Physical Delivery)

Call Options														Put Options																		
December 2023							January 2024							Other Months		December 2023							January 2024							Other Months		Exercise Price
Open price	Price max	Price min	Last price	Closing price	Volume	Open Interest	Open price	Price max	Price min	Last price	Closing price	Volume	Open Interest	Volume	Open Interest	Open price	Price max	Price min	Last price	Closing price	Volume	Open Interest	Open price	Price max	Price min	Last price	Closing price	Volume	Open Interest	Volume	Open Interest	
2.600	0.000	0.000	0.000		-	-						-	-			0.000	0.000	0.000	3.60	-	-			-	-							0.026
2.800	0.000	0.000	0.000		-	-						-	-			0.000	0.000	0.000	3.80	-	-			-	-							0.028
3.000	0.000	0.000	0.000		-	-						-	-			0.000	0.000	0.000	4.00	-	-			-	-							0.030
3.200	0.000	0.000	0.000		-	-						-	-			0.000	0.000	0.000	4.20	-	-			-	-							0.032
3.400	0.000	0.000	0.000		-	-						-	-			0.000	0.000	0.000	4.40	-	-			-	-							0.034
3.600	0.000	0.000	0.000		-	-	0.000	0.000	0.000		2.69	-	-			0.000	0.000	0.000	4.60	-	-	0.000	0.000	0.000	0.000	0.001	-	-				0.036
3.800	0.000	0.000	0.000		-	-	0.000	0.000	0.000		2.49	-	-			0.000	0.000	0.000	4.80	-	-	0.000	0.000	0.000	0.000	0.001	-	-				0.038
4.000	0.000	0.000	0.000		-	-	0.000	0.000	0.000		2.29	-	-			0.000	0.000	0.000	5.00	-	-	0.000	0.000	0.000	0.000	0.001	-	-				0.040
4.400	0.000	0.000	0.000		-	-	0.000	0.000	0.000		1.89	-	-			0.000	0.000	0.000	5.40	-	-	0.000	0.000	0.000	0.000	0.001	-	-				0.044
4.800	0.000	0.000	0.000		-	-	0.000	0.000	0.000		1.49	-	-			0.000	0.000	0.000	5.80	-	-	0.000	0.000	0.000	0.000	0.004	-	-				0.048
5.200	0.000	0.000	0.000		-	-	0.000	0.000	0.000		1.11	-	-			0.000	0.000	0.000	6.20	-	820	0.000	0.000	0.000	0.000	0.020	-	-				0.052
5.600	0.000	0.000	0.000		-	55	0.000	0.000	0.000		0.762	-	-			0.000	0.000	0.000	6.60	-	72	0.000	0.000	0.000	0.000	0.071	-	-				0.056
6.000	0.000	0.000	0.000		-	11	0.000	0.000	0.000		0.476	-	-			0.000	0.000	0.000	7.00	-	565	0.000	0.000	0.000	0.000	0.185	-	-				0.060
6.400	0.000	0.000	0.000		-	33	0.000	0.000	0.000		0.268	-	22			0.000	0.000	0.000	7.40	-	2	0.000	0.000	0.000	0.000	0.377	-	-				0.064
6.800	0.000	0.000	0.000		-	-	0.000	0.000	0.000		0.135	-	11			0.000	0.000	0.000	7.80	-	-	0.000	0.000	0.000	0.000	0.644	-	-				0.068
7.200	0.000	0.000	0.000		-	-	0.000	0.000	0.000		0.061	-	-			0.000	0.000	0.000	8.20	-	-	0.000	0.000	0.000	0.000	0.970	-	-				0.072
7.600	0.000	0.000	0.000		-	-	0.000	0.000	0.000		0.025	-	-			0.000	0.000	0.000	8.60	-	-	0.000	0.000	0.000	0.000	1.34	-	-				0.076
8.000	0.000	0.000	0.000		-	-	0.000	0.000	0.000		0.009	-	-			0.000	0.000	0.000	9.00	-	-	0.000	0.000	0.000	0.000	1.72	-	-				0.080
8.400	0.000	0.000	0.000		-	-	0.000	0.000	0.000		0.003	-	-			0.000	0.000	0.000	9.40	-	-	0.000	0.000	0.000	0.000	2.12	-	-				0.084
Totals:					0	99						0	33	0	0							0	1,459			0	3	230	0			
Number of Trades:					0							0		0									0.00			0		3				

OPAP (CR)

(Contract Size: 100 Securities, Exercise Style: American, Physical Delivery)

Call Options														Put Options																				
December 2023							January 2024							Other Months		December 2023							January 2024							Other Months		Exercise Price		
Open price	Price max	Price min	Last price	Closing price	Volume	Open Interest	Open price	Price max	Price min	Last price	Closing price	Volume	Open Interest	Volume	Open Interest	Open price	Price max	Price min	Last price	Closing price	Volume	Open Interest	Open price	Price max	Price min	Last price	Closing price	Volume	Open Interest	Volume	Open Interest			
9.200	0.000	0.000	0.000		-	-	0.000	0.000	0.000			-	-			0.000	0.000	0.000	10.20	-	-			0.000	0.000	0.000			-	-			0.092	
9.600	0.000	0.000	0.000		-	-	0.000	0.000	0.000	5.44	-	-				0.000	0.000	0.000	10.60	-	-			0.000	0.000	0.000	0.001	-	-			0.096		
10.000	0.000	0.000	0.000		-	-	0.000	0.000	0.000	5.04	-	-				0.000	0.000	0.000	11.00	-	-			0.000	0.000	0.000	0.001	-	-			0.100		
11.000	0.000	0.000	0.000		-	-	0.000	0.000	0.000	4.04	-	-				0.000	0.000	0.000	12.00	-	-			0.000	0.000	0.000	0.001	-	-			0.110		
12.000	0.000	0.000	0.000		-	-	0.000	0.000	0.000	3.04	-	-				0.000	0.000	0.000	13.00	-	-			0.000	0.000	0.000	0.001	-	-			0.120		
13.000	0.000	0.000	0.000		-	-	0.000	0.000	0.000	2.05	-	-				0.000	0.000	0.000	14.00	-	-			0.000	0.000	0.000	0.008	-	-			0.130		
14.000	0.000	0.000	0.000		-	-	0.000	0.000	0.000	1.14	-	-				0.000	0.000	0.000	15.00	-	-			0.000	0.000	0.000	0.093	-	-			0.140		
15.000	0.000	0.000	0.000		-	-	0.000	0.000	0.000	0.464	-	-				0.000	0.000	0.000	16.00	-	-			0.000	0.000	0.000	0.416	-	-			0.150		
16.000	0.000	0.000	0.000		-	167	0.000	0.000	0.000	0.128	-	-				0.000	0.000	0.000	17.00	-	-			0.000	0.000	0.000	1.08	-	-			0.160		
17.000	0.000	0.000	0.000		-	-	0.000	0.000	0.000	0.023	-	-				0.000	0.000	0.000	18.00	-	-			0.000	0.000	0.000	1.99	-	-			0.170		
18.000	0.000	0.000	0.000		-	-	0.000	0.000	0.000	0.003	-	-				0.000	0.000	0.000	19.00	-	-			0.000	0.000	0.000	2.98	-	-			0.180		
19.000	0.000	0.000	0.000		-	-	0.000	0.000	0.000	0.001	-	-				0.000	0.000	0.000	20.00	-	-			0.000	0.000	0.000	3.98	-	-			0.190		
20.000	0.000	0.000	0.000		-	-	0.000	0.000	0.000	0.001	-	-				0.000	0.000	0.000	21.00	-	-			0.000	0.000	0.000	4.98	-	-			0.200		
22.000	0.000	0.000	0.000		-	-	0.000	0.000	0.000	0.001	-	-				0.000	0.000	0.000	23.00	-	-			0.000	0.000	0.000	6.98	-	-			0.220		
24.000	0.000	0.000	0.000		-	-					-	-				0.000	0.000	0.000	25.00	-	-						-	-			0.240			
Totals:					0	167					0	0				0	0					0	0							0	0			
Number of Trades:					0						0	0				0.00							0							0	0			

OTE (CR)

(Contract Size: 100 Securities, Exercise Style: American, Physical Delivery)

Call Options														Put Options																		
December 2023							January 2024							Other Months		December 2023							January 2024							Other Months		Exercise Price
Open price	Price max	Price min	Last price	Closing price	Volume	Open Interest	Open price	Price max	Price min	Last price	Closing price	Volume	Open Interest	Volume	Open Interest	Open price	Price max	Price min	Last price	Closing price	Volume	Open Interest	Open price	Price max	Price min	Last price	Closing price	Volume	Open Interest	Volume	Open Interest	
9.200	0.000	0.000	0.000		-	-	0.000	0.000	0.000	3.96	-	-				0.000	0.000	0.000	10.20	-	-	0.000	0.000	0.000	0.001	-	-				0.092	
9.600	0.000	0.000	0.000		-	-	0.000	0.000	0.000	3.56	-	-				0.000	0.000	0.000	10.60	-	-	0.000	0.000	0.000	0.001	-	-				0.096	
10.000	0.000	0.000	0.000		-	-	0.000	0.000	0.000	3.16	-	-				0.000	0.000	0.000	11.00	-	-	0.000	0.000	0.000	0.001	-	-				0.100	
11.000	0.000	0.000	0.000		-	-	0.000	0.000	0.000	2.16	-	-				0.000	0.000	0.000	12.00	-	-	0.000	0.000	0.000	0.002	-	-				0.110	
12.000	0.000	0.000	0.000		-	-	0.000	0.000	0.000	1.21	-	-				0.000	0.000	0.000	13.00	-	-	0.000	0.000	0.000	0.044	-	-				0.120	
13.000	0.060	0.060	0.060	0.060	5	16	0.000	0.000	0.000	0.468	-	-				0.000	0.000	0.000	14.00	-	1	0.000	0.000	0.000	0.303	-	-				0.130	
14.000	0.000	0.000	0.000		-	-	0.000	0.000	0.000	0.107	-	-				0.000	0.000	0.000	15.00	-	-	0.000	0.000	0.000	0.946	-	-				0.140	
15.000	0.000	0.000	0.000		-	5	0.000	0.000	0.000	0.014	-	-				0.000	0.000	0.000	16.00	-	-	0.000	0.000	0.000	1.86	-	-				0.150	
16.000	0.000	0.000	0.000		-	-	0.000	0.000	0.000	0.001	-	-				0.000	0.000	0.000	17.00	-	-	0.000	0.000	0.000	2.86	-	-				0.160	
17.000	0.000	0.000	0.000		-	-	0.000	0.000	0.000	0.001	-	-				0.000	0.000	0.000	18.00	-	-	0.000	0.000	0.000	3.86	-	-				0.170	
18.000	0.000	0.000	0.000		-	-	0.000	0.000	0.000	0.001	-	-				0.000	0.000	0.000	19.00	-	-	0.000	0.000	0.000	4.86	-	-				0.180	
19.000	0.000	0.000	0.000		-	-	0.000	0.000	0.000	0.001	-	-				0.000	0.000	0.000	20.00	-	-	0.000	0.000	0.000	5.86	-	-				0.190	
20.000	0.000	0.000	0.000		-	-					-	-				0.000	0.000	0.000	21.00	-	-					-	-				0.200	
22.000	0.000	0.000	0.000		-	-					-	-				0.000	0.000	0.000	23.00	-	-					-	-				0.220	
Totals:					5	21					0	0	0	0	0				5	1						0	0	0	0	0		
Number of Trades:					1						0	0	0						0.00							0			0			

PIRAEUS FINANCIAL HOLD (CR)

(Contract Size: 100 Securities, Exercise Style: American, Physical Delivery)

Call Options														Put Options																				
December 2023							January 2024							Other Months		December 2023							January 2024							Other Months				
Exercise Price	Open price	Price max	Price min	Last price	Closing price	Volume	Open Interest	Open price	Price max	Price min	Last price	Closing price	Volume	Open Interest	Volume	Open Interest	Open price	Price max	Price min	Last price	Closing price	Volume	Open Interest	Open price	Price max	Price min	Last price	Closing price	Volume	Open Interest	Volume	Open Interest	Exercise Price	
0.950	0.000	0.000	0.000			-	-						-	-			0.000	0.000	0.000	1.95	-	-			-	-							0.010	
1.000	0.000	0.000	0.000			-	-						-	-			0.000	0.000	0.000	2.00	-	-			-	-							0.010	
1.100	0.000	0.000	0.000			-	-						-	-			0.000	0.000	0.000	2.10	-	-			-	-							0.011	
1.200	0.000	0.000	0.000			-	-						-	-			0.000	0.000	0.000	2.20	-	-			-	-							0.012	
1.300	0.000	0.000	0.000			-	-						-	-			0.000	0.000	0.000	2.30	-	-			-	-							0.013	
1.400	0.000	0.000	0.000			-	-						-	-			0.000	0.000	0.000	2.40	-	-			-	-							0.014	
1.500	0.000	0.000	0.000			-	-						-	-			0.000	0.000	0.000	2.50	-	-			-	-							0.015	
1.600	0.000	0.000	0.000			-	-						-	-			0.000	0.000	0.000	2.60	-	-			-	-							0.016	
1.700	0.000	0.000	0.000			-	-						-	-			0.000	0.000	0.000	2.70	-	-			-	-							0.017	
1.800	0.000	0.000	0.000			-	-						-	-			0.000	0.000	0.000	2.80	-	-			-	-							0.018	
1.900	0.000	0.000	0.000			-	-	0.000	0.000	0.000		1.31	-	-			0.000	0.000	0.000	2.90	-	-	0.000	0.000	0.000	0.000	0.001	-	-				0.019	
2.000	0.000	0.000	0.000			-	-	0.000	0.000	0.000		1.21	-	-			0.000	0.000	0.000	3.00	-	-	0.000	0.000	0.000	0.001	-	-					0.020	
2.200	0.000	0.000	0.000			-	-	0.000	0.000	0.000		1.01	-	-			0.000	0.000	0.000	3.20	-	-	0.000	0.000	0.000	0.001	-	-					0.022	
2.400	0.000	0.000	0.000			-	-	0.000	0.000	0.000		0.816	-	-			0.000	0.000	0.000	3.40	-	-	0.000	0.000	0.000	0.001	-	-					0.024	
2.600	0.000	0.000	0.000			-	-	0.000	0.000	0.000		0.621	-	-			0.000	0.000	0.000	3.60	-	-	0.000	0.000	0.000	0.006	-	-					0.026	
2.800	0.000	0.000	0.000			-	-	0.000	0.000	0.000		0.440	-	-			0.000	0.000	0.000	3.80	-	-	0.000	0.000	0.000	0.025	-	-					0.028	
3.000	0.000	0.000	0.000			-	-	0.000	0.000	0.000		0.285	-	-			0.000	0.000	0.000	4.00	-	-	0.000	0.000	0.000	0.070	-	-					0.030	
3.200	0.000	0.000	0.000			-	-	0.000	0.000	0.000		0.167	-	-			0.000	0.000	0.000	4.20	-	-	0.000	0.000	0.000	0.151	-	-					0.032	
3.400	0.000	0.000	0.000			-	-	0.000	0.000	0.000		0.089	-	-			0.000	0.000	0.000	4.40	-	-	0.000	0.000	0.000	0.273	-	-					0.034	
3.600	0.000	0.000	0.000			-	-	0.000	0.000	0.000		0.042	-	-			0.000	0.000	0.000	4.60	-	-	0.000	0.000	0.000	0.427	-	-					0.036	
3.800	0.000	0.000	0.000			-	-	0.000	0.000	0.000		0.018	-	-			0.000	0.000	0.000	4.80	-	-	0.000	0.000	0.000	0.603	-	-					0.038	
4.000	0.000	0.000	0.000			-	-	0.000	0.000	0.000		0.007	-	-			0.000	0.000	0.000	5.00	-	-	0.000	0.000	0.000	0.793	-	-					0.040	
4.400	0.000	0.000	0.000			-	-	0.000	0.000	0.000		0.001	-	-			0.000	0.000	0.000	5.40	-	-	0.000	0.000	0.000	1.19	-	-					0.044	
4.800	0.000	0.000	0.000			-	-						-	-			0.000	0.000	0.000	5.80	-	-			-	-							0.048	
5.200	0.000	0.000	0.000			-	-						-	-			0.000	0.000	0.000	6.20	-	-			-	-							0.052	
Totals:						0	0						0	0	0	0							0	0										
Number of Trades:						0							0		0								0.00											

PPC (CR)

(Contract Size: 100 Securities, Exercise Style: American, Physical Delivery)

Call Options														Put Options																				
December 2023							January 2024							Other Months		December 2023							January 2024							Other Months		Exercise Price		
Open price	Price max	Price min	Last price	Closing price	Volume	Open Interest	Open price	Price max	Price min	Last price	Closing price	Volume	Open Interest	Volume	Open Interest	Open price	Price max	Price min	Last price	Closing price	Volume	Open Interest	Open price	Price max	Price min	Last price	Closing price	Volume	Open Interest	Volume	Open Interest			
4.400	0.000	0.000	0.000		-	-						-	-			0.000	0.000	0.000	5.40	-	-						-	-			0.044			
4.800	0.000	0.000	0.000		-	-						-	-			0.000	0.000	0.000	5.80	-	-						-	-			0.048			
5.200	0.000	0.000	0.000		-	-						-	-			0.000	0.000	0.000	6.20	-	-						-	-			0.052			
5.600	0.000	0.000	0.000		-	-						-	-			0.000	0.000	0.000	6.60	-	-						-	-			0.056			
6.000	0.000	0.000	0.000		-	-						-	-			0.000	0.000	0.000	7.00	-	-						-	-			0.060			
6.400	0.000	0.000	0.000		-	-						-	-			0.000	0.000	0.000	7.40	-	-						-	-			0.064			
6.800	0.000	0.000	0.000		-	-						-	-			0.000	0.000	0.000	7.80	-	-						-	-			0.068			
7.200	0.000	0.000	0.000		-	-	0.000	0.000	0.000	3.91	-	-			0.000	0.000	0.000	8.20	-	-	0.000	0.000	0.000	0.001	-	-					0.072			
7.600	0.000	0.000	0.000		-	-	0.000	0.000	0.000	3.52	-	-			0.000	0.000	0.000	8.60	-	-	0.000	0.000	0.000	0.001	-	-					0.076			
8.000	0.000	0.000	0.000		-	-	0.000	0.000	0.000	3.12	-	-			0.000	0.000	0.000	9.00	-	-	0.000	0.000	0.000	0.001	-	-					0.080			
8.400	0.000	0.000	0.000		-	-	0.000	0.000	0.000	2.72	-	-			0.000	0.000	0.000	9.40	-	-	0.000	0.000	0.000	0.002	-	-					0.084			
8.800	0.000	0.000	0.000		-	-	0.000	0.000	0.000	2.32	-	-			0.000	0.000	0.000	9.80	-	-	0.000	0.000	0.000	0.007	-	-					0.088			
9.200	0.000	0.000	0.000		-	-	0.000	0.000	0.000	1.94	-	-			0.000	0.000	0.000	10.20	-	-	0.000	0.000	0.000	0.019	-	-					0.092			
9.600	0.000	0.000	0.000		-	4	0.000	0.000	0.000	1.57	-	-			0.000	0.000	0.000	10.60	-	-	0.000	0.000	0.000	0.049	-	-					0.096			
10.000	0.000	0.000	0.000		-	3	0.000	0.000	0.000	1.22	-	-			0.000	0.000	0.000	11.00	-	-	0.000	0.000	0.000	0.105	-	-					0.100			
11.000	0.000	0.000	0.000		-	3	0.000	0.000	0.000	0.551	-	-			0.000	0.000	0.000	12.00	-	-	0.000	0.000	0.000	0.430	-	-					0.110			
12.000	0.000	0.000	0.000		-	-	0.174	0.174	0.174	0.174	0.174	1	-		0.000	0.000	0.000	13.00	-	-	0.000	0.000	0.000	1.07	-	-					0.120			
13.000	0.000	0.000	0.000		-	-	0.000	0.000	0.000	0.046	-	-			0.000	0.000	0.000	14.00	-	-	0.000	0.000	0.000	1.93	-	-					0.130			
14.000	0.000	0.000	0.000		-	-	0.000	0.000	0.000	0.009	-	-			0.000	0.000	0.000	15.00	-	-	0.000	0.000	0.000	2.90	-	-					0.140			
15.000	0.000	0.000	0.000		-	-	0.000	0.000	0.000	0.001	-	-			0.000	0.000	0.000	16.00	-	-	0.000	0.000	0.000	3.90	-	-					0.150			
16.000	0.000	0.000	0.000		-	-	0.000	0.000	0.000	0.001	-	-			0.000	0.000	0.000	17.00	-	-	0.000	0.000	0.000	4.90	-	-					0.160			
Totals:					0	10						1	0		0	0						0	0											
Number of Trades:					0							1			0		0.00						0							0				

Lending Products	Underlying Title	Open Interest[5]	Multilateral Transactions[1]				Bilateral Transactions[2]		Stock Borrowing through OTC (volume)[3]	
			Volume(Offered)	Average Weighted	Transactions volume	Average Weighted	Transactions Volume	Average Weighted	Transactions Volume	
ADMIEBOR	ADMIE (IPTO) HOLDING S.A. (CR)	14,000	---	---	---	---	---	---	188,669	
AEGNBOR	AEGEAN AIRLINES (CR)	---	---	---	---	---	---	---	163,489	
AETFBOR	ALPHA ETF FTSE Athex Large Cap	---	---	---	---	500	1.00%	---	---	
ALPHABOR	ALPHA SERVICES HOLD (CR)	---	---	---	---	---	---	---	57,279,561	
OTOELBOR	AUTOHELLAS SA (CR)	1,500	---	---	---	---	---	---	87,689	
AVAXBOR	AVAX S.A. (CR)	---	---	---	---	---	---	---	---	
EEEBOR	CC HBC AG (CR)	7,578	---	---	---	---	---	---	42,277	
CENERBOR	CENERGY HOLDINGS (CB)	922	---	---	6,000	5.78%	---	---	69,954	
ELLAKTORBOR	ELLAKTOR (CR)	12,681	---	---	---	---	---	---	24,837	
ELHABOR	ELVALHALCOR (CR)	1,808	---	---	---	---	---	---	64,887	
EUROBBOR	EUROBANK HOLDINGS (CR)	178,000	---	---	---	---	---	---	34,123,927	
EYDAPBOR	EYDAP S.A. (CR)	845	---	---	---	---	---	---	224,564	
FFGRPBOR	FOLLI FOLLIE (CR)	---	---	---	---	---	---	---	886,279	
FOYRKBOR	FOURLIS (CR)	230	---	---	---	---	---	---	11,875	
GEKTERNABOR	GEK TERNA (CR)	---	---	---	---	---	---	---	3,698	
SARBOR	GR. SARANTIS S.A. (CR)	1,946	---	---	---	---	---	---	13,293	
EXAEBOR	HELLENIC EXCHANGES-A.S.E. (CR)	4,200	---	---	---	---	---	---	167,047	
ELPEBOR	HELLENIQ ENERGY (CR)	93,498	---	---	---	---	---	---	772,056	
INTRKBOR	INTRACOM HOLDINGS (CR)	---	---	---	---	---	---	---	---	
INKATBOR	INTRAKAT (CR)	---	---	---	---	---	---	---	---	
BELABOR	JUMBO SA (CR)	---	---	---	---	---	---	---	196,303	
LAMDABOR	LAMDA DEVELOPMENT SA (CR)	400	---	---	---	---	---	---	393,556	
MIGBOR	MIG (CR)	1,992	---	---	---	---	---	---	40,179	
MOHBOR	MOTOR OIL (CR)	31,683	---	---	2,000	5.07%	---	---	417,899	
MYTILBOR	MYTILINEOS (CR)	15,261	---	---	4,000	4.90%	---	---	168,788	
ETEBOR	NATIONAL BANK (CR)	---	---	---	---	---	---	---	17,199,224	
OPAPBOR	OPAP (CR)	4,500	---	---	---	---	---	---	1,789,598	
OPTIMABOR	OPTIMA BANK (CR)	---	---	---	---	---	---	---	14,000	
HTOBOR	OTE (CR)	1,750	---	---	---	---	---	---	1,495,482	
PPABOR	P.P.A. S.A. (CR)	2,600	---	---	1,000	5.20%	---	---	70,287	
TPEIRBOR	PIRAEUS FINANCIAL HOLD (CR)	5,000	---	---	12,000	5.83%	---	---	1,013,408	

Stock Lending Notes

[1] - Multilateral contracts Lending or Borrowing as per Methods 8-1, 8-2 and 8-3-3 (According to ATHEX BoD Resolution No.17)

[2] - Bilateral Contracts Lending or Borrowing as per Methods 8-3-1 and 8-3-2 (According to ATHEX BoD Resolution No.20)

[3] - The information concerning OTC Stock Borrowing Transactions is based on the statements of the Dematerialised Securities System (DSS) operators involved and refers to volumes that have been registered up until the previous working day.

[4] - Average Price (Volume weighted)

[5] - The Data concerning Open Interest before the start of trading session

Lending Products	Underlying Title	Open Interest[5]	Multilateral Transactions[1]				Bilateral Transactions[2]		Stock Borrowing through OTC (volume)[3]
			Volume(Offered)	Average Weighted	Transactions volume	Average Weighted	Transactions Volume	Average Weighted	Transactions Volume
PPCBOR	PPC (CR)	2,000	---	---	500	4.88%	---	---	1,278,881
QUALBOR	QUALITY & RELIABILITY SA (CR)	---	---	---	---	---	---	---	---
QUESTBOR	QUEST HOLDINGS (CR)	391	---	---	---	---	---	---	41,566
TENERGYBOR	TERNA ENERGY (CR)	---	---	---	---	---	---	---	277,551
TITCBOR	TITAN CEMENT (CB)	10,068	---	---	2,000	5.00%	---	---	227,073
VIOBOR	VIOHALCO SA/NV (CB)	744	---	---	---	---	---	---	---

Stock Lending Notes

[1] - Multilateral contracts Lending or Borrowing as per Methods 8-1, 8-2 and 8-3-3 (According to ATHEX BoD Resolution No.17)

[2] - Bilateral Contracts Lending or Borrowing as per Methods 8-3-1 and 8-3-2 (According to ATHEX BoD Resolution No.20)

[3] - The information concerning OTC Stock Borrowing Transactions is based on the statements of the Dematerialised Securities System (DSS) operators involved and refers to volumes that have been registered up until the previous working day.

[4] - Average Price (Volume weighted)

[5] - The Data concerning Open Interest before the start of trading session

Sectors codification for listed companies

12003-	ETF	10101010	Computer Services
10101015	Software	10102030	Computer Hardware
15101010	Telecommunications Equipment	15102015	Telecommunications Services
20101010	Health Care Facilities	20101025	Health Care Services
20102010	Medical Equipment	20103015	Pharmaceuticals
30101010	Banks	30202000	Diversified Financial Services
30202010	Asset Managers & Custodians	30202015	Investment Services
30204000	Closed End Investments	30302010	Full Line Insurance
30302015	Insurance Brokers	30302025	Property and Casualty Insurance
35101010	Real Estate Holding and Development	35101015	Real Estate Services
35102000	Diversified REITs	35102030	Office REITs
35102045	Retail REITs.	40201040	Rental & Leasing Services: Consumer
40202010	Home Construction	40202015	Household Furnishings
40202020	Household Appliance	40203040	Electronic Entertainment
40204020	Clothing & Accessories	40301010	Entertainment
40301030	Publishing	40301035	Radio & TV Broadcasters
40401010	Diversified Retailers	40401020	Apparel Retailers
40401025	Home Improvement Retailers	40401030	Specialty Retailers
40501010	Airlines	40501015	Travel & Tourism
40501020	Casinos & Gambling	40501025	Hotels & Motels
45101015	Distillers & Vintners	45101020	Soft Drinks
45102010	Farming Fishing Ranching & Plantations	45102020	Food Products
45103010	Tobacco	45201010	Food Retailers & Wholesalers
45201020	Personal Products	50101010	Construction
50101020	Building Roof/Wallboard and Plumbing	50101030	Cement
50101035	Building Materials: Other	50202010	Electrical Components
50203000	Diversified Industrials	50203015	Plastics
50203030	Containers & Packaging	50204000	Machinery: Industrial
50204020	Machinery: Construction & Handling	50205010	Industrial Suppliers
50205020	Back Office Support HR & Consulting	50205030	Forms & Bulk Printing Services
50206015	Commercial Vehicles & Parts	50206030	Marine Transportation
50206060	Transportation Services	55101000	Diversified Materials
55101020	Textile Products	55102000	General Mining
55102010	Iron & Steel	55102015	Metal Fabricating
55102035	Aluminum	60101020	Oil Refining and Marketing
65101010	Alternative Electricity	65101015	Conventional Electricity
65102030	Water		



ATHEX
Athens Stock Exchange

Λεωφ. Αθηνών 110 104 42 Αθήνα
110, Athinon Ave. GR 104 42 Athens
tel. (+30)210-33.66.800, fax (+30)210-33.66.101
www.athexgroup.gr