

23

Ημερήσιο Δελτίο  
Συναλλακτικής Δραστηριότητας

Daily Official List  
of Trading Activity

Friday, 8 December, 2023

Year: 144 Trading Day No: 236



**ATHEXGROUP**  
Athens Exchange Group

**Disclaimer:**

Hellenic Exchanges-Athens Stock Exchange S.A endeavours to ensure that the data and other material ("Information") presented on the Daily Official List are accurate and complete, but it is not liable for any errors or omissions of data or /and for the accuracy, credibility, updating and completeness of the aforesaid information nor it has any liability arising directly or indirectly from the use of the above Information.

The Company is not liable for the accuracy of the data included in listed companies' announcements. Only the sender of such an announcement is fully and solely liable for any infringement of third party's rights from the content of such announcement. All contents of the Daily Official List are provided only for information purposes and do not constitute investment advice or solicitation to invest in securities or other products listed for trading on the Exchange.

You acknowledge and agree that the Company is the owner of any property rights related to any Information appearing on the Daily Official List including intellectual property rights copyright, trademarks, etc.

The above data are a property of the Hellenic Exchanges-Athens Exchange and are copyright protected. Users are forbidden to reproduce, modify, copy, sale, transmit or redistribute, by all reproduction means and methods, part or the whole of the above data, without reference to their source.

The commercial exploitation of these data is, also, forbidden by third parties. Hellenic Exchanges-Athens Exchange does not carry any responsibility, direct or indirect, derived from usage or accidental alteration of the above data when used by third parties.

---

**Hellenic Exchanges – Athens Stock Exchange S.A.**

110 Athinon Ave., 10442 Athens, Tel: (210) 33.66.800, Fax: (210) 32.13.938

[www.athexgroup.gr](http://www.athexgroup.gr)

---

**Thessalonica Stock Exchange Center (T.S.E.C)**

16-18 Katouni Str., Thessalonica 546 25 Tel: (2310) 567.667, Fax: (2310) 530.545

---

**Athex Members Guarantee Fund**

14-16 Fidiou Str., Athens 106 78, Tel: (210) 33.04.682, Fax: (210) 33.04.155

---

**Hellenic Republic Capital Market Commission**

1 Kolokotroni Str. & 1 Stadiou Str., Athens 10562 Tel: (210) 33.77.100 Fax: (210) 33.77.173

---

**Table of Contents**

---

**Section 1: Statistical Figures of Securities, Derivatives and Lending**

Summary of Markets

Athex Indices

Analytic Figures for Athex Market's Boards and Categories

Trading Details by Athex Sectors and Financial Instruments (ETFs)

Top 10 best &amp; worst performing Shares

Derivatives Summary

**Section 2: Analytic Figures of Shares Transactions**

Analytic Figures of Shares Transactions

Shares' Notes

**Section 3: Figures of Securities Transactions**

Securities Blocks Details

Shares Rights Details

Stock Borrowing

Forced Sales Details

Forced Sales Registered Shares

Exchange Traded Funds (ETFs) Characteristics

**Section 5: Bonds traded in Fixed Income Assets Market**

Convertible Corporate Bonds - Regulated Market

Non Convertible Corporate Bonds - Regulated Market

Government Bonds

Treasury Bills &amp; Zero Coupon Government Bonds

Government Bonds Traded with the Open Outcry Method

State Banks Bonds

**Section 6: Additional Infos**

Athex &amp; ATHEXClear Members List

List of Stocks under Market Making operations

**Section 7: Derivatives Market Analytic Figures**

Index Futures

Stock Futures

Index Options

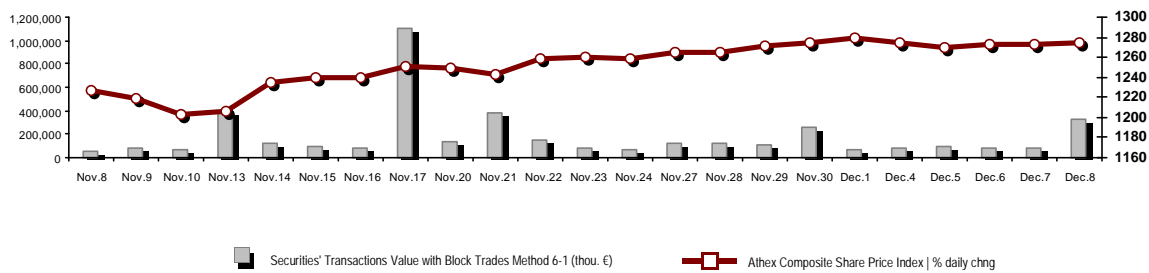
Stock Options

Stock Lending Analytic Figures

**Appendix A: Sectors codification for listed companies**

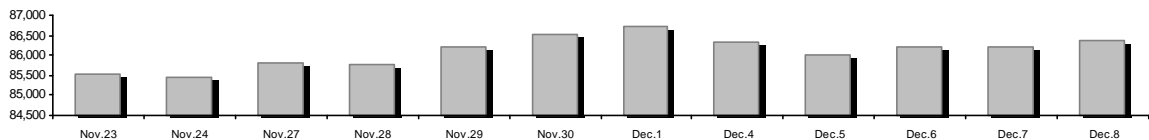
## Summary of Markets

Athex Composite Share Price Index vs Shares and Derivatives Transactions Value

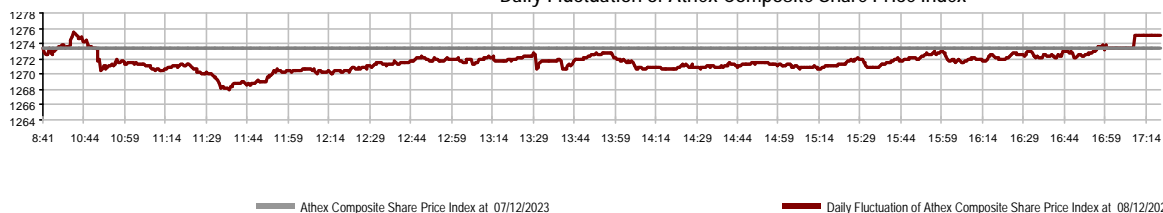


Athex Capitalisation (mill. €) **: 86,368.60	Derivatives Total Open Interest 481,189
Daily change: mill. €   % 156.56 0.18%	in Index Futures   % daily chng 5,084 -0.55%
Yearly Avg Capitalisation: mill. €   % chng prev year Avg 80,006.68 26.87%	in Stock Futures   % daily chng 471,679 0.44%
Athex Composite Share Price Index   % daily chng 1,275.09 0.14%	in Index Options   % daily chng 2,633 1.54%
Athex Composite Share Price Index Capitalisation (mill. €) 78,083.95	in Stock Options   % daily chng 1,793 -0.17%
Daily change (mill. €) 143.50	
Securities' Transactions Value with Block Trades Method 6-1 (t 326,034.30	Derivatives Contracts Volume: 39,667
Daily change: % 237,546.10 268.45%	Daily change: pieces   % 17,094 75.73%
YtD Avg Trans. Value: thou. €   % chng prev year Avg 110,832.24 53.40%	YtD Avg Derivatives Contracts % chng prev year Avg 42,775 24.52%
Blocks Transactions Value of Method 6-1 (thou. €) 248,862.35	Derivatives Trades Number: 2,625
Blocks Transactions Value of Method 6-2 & 6-3 (thou. €) 0.00	Daily change: number   % 491 23.01%
Bonds Transactions Value (thou.€) 1,400.79	YtD Avg Trades number % chng prev year Avg 2,324 13.14%
Securities' Transactions Volume with Block Trades Method 6-1 (tho 51,824.56	Lending Total Open Interest 464,791
Daily change: thou. pieces   % 26,496.03 104.61%	Daily change: pieces   % 17,000 3.80%
YtD Avg Volume: % chng prev year Avg 34,325.03 21.07%	Lending Volume (Multilateral/Bilateral) 53,596
Blocks Transactions Volume of Method 6-1 (thou. Pieces) 35,256.91	Daily change: pieces   % 36,096
Blocks Transactions Volume of Method 6-2 & 6-3 (thou. Pieces) 0.00	Multilateral Lending 52,596
Bonds Transactions Volume 1,456,000	Bilateral Lending 1,000
Securities' Trades Number with Block Trades Method 6-1 40,168	Lending Trades Number: 8
Daily change: number   % 4,788 13.53%	Daily change: % 1
YtD Avg Trades number % chng prev year Avg 36,422 23.81%	Multilateral Lending Trades Number 7
Number of Blocks Method 6-1 23	Bilateral Lending Trades Number 1
Number of Blocks Method 6-2 & 6-3 0	
Number of Bonds Transactions 212	

Athex Capitalisation (mill. €) \*\*



Daily Fluctuation of Athex Composite Share Price Index



## Athex Indices

Index name	08/12/2023	07/12/2023	pts.	%	Min	Max	Year min	Year max	Year change
Athex Composite Share Price Index	1,275.09 #	1,273.33	1.76	0.14%	1,268.04	1,275.51	929.79	1,351.68	37.14% #
Athex ESG Index	1,450.15 #	1,447.70	2.45	0.17%	1,441.62	1,450.15	1,057.52	1,541.00	37.11% #
FTSE/Athex Large Cap	3,078.97 #	3,071.96	7.01	0.23%	3,059.31	3,078.97	2,250.77	3,280.71	36.75% #
FTSE/Athex Mid Cap Index	2,182.09 €	2,191.64	-9.55	-0.44%	2,177.02	2,201.59	1,411.43	2,224.46	54.60% #
FTSE/ATHEX High Dividend Yield Index	3,757.87 €	3,777.05	-19.18	-0.51%	3,740.75	3,777.05	3,028.28	4,088.01	24.09% #
FTSE/ATHEX Global Traders Index Plus	3,833.72 #	3,818.19	15.53	0.41%	3,810.08	3,833.72	2,616.09	4,115.43	46.54% #
FTSE/ATHEX Mid & Small Cap Factor-Weighted Ind	5,539.06 €	5,559.16	-20.10	-0.36%	5,519.53	5,583.42	4,353.12	5,946.34	26.01% #
ATHEX Select Index Plus	4,492.38 #	4,490.61	1.77	0.04%	4,472.83	4,511.04	3,071.06	4,762.60	46.28% #
ATHEX Select Index	6,951.92 €	6,968.89	-16.97	-0.24%	6,951.92	7,031.40	4,343.88	7,125.71	60.04% #
FTSE/Athex Market Index	736.12 #	734.41	1.71	0.23%	731.65	736.13	539.21	780.89	36.48% #
Athex Composite Index Total Return Index	2,320.67 #	2,317.47	3.20	0.14%	2,307.83	2,321.42	1,641.17	2,440.14	41.40% #
FTSE/Athex Large Cap Total Return	5,091.25 #	5,079.66	11.59	0.23%			3,623.42	5,338.50	41.39% #
FTSE/Athex Mid Cap Total Return	2,938.67 €	2,951.53	-12.86	-0.44%			1,881.61	2,956.50	58.19% #
Hellenic Mid & Small Cap Index	1,891.40 €	1,893.05	-1.65	-0.09%	1,883.95	1,896.03	1,365.14	2,011.62	38.55% #
FTSE/Athex Banks	1,030.25 €	1,035.17	-4.92	-0.48%	1,026.18	1,037.07	640.09	1,117.78	60.84% #
FTSE/Athex Financial Services	1,321.83 #	1,319.36	2.47	0.19%	1,299.60	1,321.83	672.72	1,514.55	92.85% #
FTSE/Athex Industrial Goods & Services	8,152.01 €	8,177.94	-25.93	-0.32%	8,126.70	8,193.00	4,603.86	8,651.06	75.75% #
FTSE/Athex Retail	1,175.65 #	1,175.12	0.53	0.05%	1,172.35	1,188.78	901.21	1,375.58	30.45% #
FTSE/ATHEX Real Estate	4,464.68 €	4,513.78	-49.10	-1.09%	4,457.90	4,522.94	3,750.22	4,816.41	9.61% #
FTSE/Athex Consumer Goods & Services	14,238.57 #	13,979.98	258.59	1.85%	13,913.40	14,238.57	8,974.47	16,184.74	55.48% #
FTSE/Athex Food & Beverage	9,991.87 #	9,866.02	125.85	1.28%	9,851.40	9,999.03	8,101.49	11,188.59	18.02% #
FTSE/Athex Basic Resources	8,330.20 #	8,308.79	21.41	0.26%	8,286.94	8,387.45	6,463.31	10,590.89	28.36% #
FTSE/Athex Construction & Materials	4,737.18 €	4,744.91	-7.73	-0.16%	4,705.07	4,759.98	3,204.90	4,808.27	47.81% #
FTSE/Athex Energy	5,507.52 #	5,463.56	43.96	0.80%	5,386.84	5,507.52	4,689.99	5,856.79	9.50% #
FTSE/Athex Travel & Leisure	2,731.88 #	2,682.54	49.34	1.84%	2,682.54	2,731.88	2,196.17	3,051.18	23.21% #
FTSE/Athex Technology	3,152.95 €	3,164.02	-11.07	-0.35%	3,146.87	3,178.13	2,047.81	3,183.55	53.49% #
FTSE/Athex Telecommunications	3,719.18 #	3,710.23	8.95	0.24%	3,674.84	3,736.10	3,511.53	4,415.99	-8.66% €
FTSE/Athex Utilities	5,740.83 €	5,771.47	-30.64	-0.53%	5,715.44	5,775.36	4,598.77	6,190.27	24.83% #
FTSE/Athex Health Care	479.32 €	488.14	-8.82	-1.81%	479.32	498.61	380.60	504.88	14.43% #
FTSE/Athex Personal Products	7,842.23 #	7,634.19	208.04	2.73%	7,634.19	7,860.96	6,441.87	8,477.75	18.71% #
Athex All Share Index	298.40 #	297.86	0.54	0.18%	298.40	298.40	231.11	314.56	29.60% #
MSCI GREECE REBASED	4,906.12 #	4,894.53	11.59	0.24%	4,874.22	4,907.37	4,125.04	5,209.29	--- -
Hellenic Corporate Bond Index	128.11 #	128.02	0.09	0.07%			118.78	128.11	7.66% #
Hellenic Corporate Bond Price Index	89.76 #	89.70	0.05	0.06%			85.96	89.76	4.10% #

Note 1: FTSE/Med 100, Hellenic Corporate Bond Price Index and Hellenic Corporate Bond Index closing prices refer to the previous trading day of 06/12/2023.

Note 2: The Hellenic Mid & Small Cap Index is a Customized index calculated by the Athens Exchange.

## Analytic Figures for Athex Market's Boards and Categories

	Total Traded Securities	Main Market	Surveillance	Exchange Traded Funds (ETFs)
Totals	122	115	6	1
Gain / Lose / Same:	57 / 47 / 18	53 / 45 / 17	3 / 2 / 1	1 / 0 / 0
Athex Capitalisation (mill. €) **	86,368.60	86,282.15	86.44	
Daily Average Trans/ons Value(thou.€)	110,832.24	110,535.84	256.17	81.24
Transactions Value	326,034.30	325,880.17	39.72	114.40
Main Board:	77,171.95	77,017.82	39.72	114.40
Blocks Board 6_2_3:	248,862.35	248,862.35	0.00	0.00
Forced Sales Board:	0.00	0.00	0.00	0.00
Special Terms Board:	0.00	0.00	0.00	0.00
Daily Average Transactions Volume	34,325,031	33,253,172	1,075,457	2,780
Transactions Volume	51,824,561	51,460,421	360,452	3,688
Main Board:	16,567,655	16,203,515	360,452	3,688
Blocks Board 6_2_3:	35,256,906	35,256,906	0	0
Forced Sales Board:	0	0	0	0
Special Terms Board:	0	0	0	0
Daily Average Number of Trades	36,422	36,211	206	6
Number of Trades	40,168	39,990	74	104
Main Board:	40,145	39,967	74	104
Blocks Board 6_2_3:	23	23	0	0
Forced Sales Board:	0	0	0	0
Special Terms Board:	0	0	0	0

## Trading Details by Athex Sectors and Financial Instruments (ETFs)

Code	Sectors	Gain / Lose / Same	Number of Trades	Transactions Volume	Transactions Value	% of Total Trans. Value
3010	- Banks	2 / 3 / 2	7,030	6,231,282	20,920,027.22	6.42%
5510	- Basic Resources	6 / 3 / 6	1,261	411,350	916,777.40	0.28%
5010	- Construction & Materials	8 / 7 / 0	2,702	1,136,197	3,511,797.00	1.08%
4020	- Consumer Products & Services	4 / 1 / 1	432	210,244	301,167.05	0.09%
6010	- Energy	1 / 3 / 0	16,018	37,631,892	265,693,759.96	81.49%
12000	- Financial Instruments	1 / 0 / 0	104	3,688	114,402.71	0.04%
3020	- Financial Services	3 / 2 / 0	407	56,143	302,430.39	0.09%
4510	- Food Beverage & Tobacco	3 / 2 / 1	277	35,789	568,514.04	0.17%
2010	- Health Care	2 / 1 / 0	397	852,378	666,814.41	0.20%
5020	- Industrial Goods & Services	6 / 7 / 3	1,743	579,912	4,430,912.47	1.36%
3030	- Insurance	0 / 1 / 0	24	3,010	13,461.70	0.00%
4030	- Media	0 / 0 / 2	6	361	158.79	0.00%
4520	- Personal Care, Drug & Grocery Stores	2 / 0 / 0	205	92,078	700,709.08	0.21%
3510	- Real Estate	5 / 3 / 1	717	232,336	807,628.24	0.25%
4040	- Retail	4 / 3 / 0	1,804	283,456	4,260,260.82	1.31%
1010	- Technology	4 / 5 / 2	992	328,325	1,157,641.03	0.36%
1510	- Telecommunications	2 / 0 / 0	1,305	263,049	3,423,865.46	1.05%
4050	- Travel & Leisure	3 / 2 / 0	2,441	1,913,365	5,461,814.07	1.68%
6510	- Utilities	1 / 4 / 0	2,303	1,559,706	12,782,153.46	3.92%

## Top 10 best &amp; worst performing Shares

## Main Market

With positive Price change			With negative Price change		
	Closing price	change		Closing price	change
ELLAKTOR (CR)	2.31	4.52% #	AKRITAS SA (CR)	1.33	-13.07% €
GR. SARANTIS S.A. (CR)	7.89	2.87% #	KORDELLOS BROS SA (CR)	0.62	-7.46% €
SPACE HELLAS SA (CR)	7.4	2.78% #	HELLENIQ ENERGY (CR)	7.27	-5.58% €
MOTOR OIL (CR)	24.86	2.73% #	GEN. COMMERCIAL & IND.SA (CR)	1.875	-4.82% €
KARELIA (CR)	318	2.58% #	UNIBIOS (CR)	1.185	-3.27% €
INTRALOT (CR)	1.054	2.33% #	P.P.A. S.A. (CR)	22.9	-3.17% €
PRODEA (CR)	7.5	2.04% #	LAVIPHARM SA (CR)	0.742	-2.37% €
INTERWOOD-XYLEMPORIA (CR)	0.408	2.00% #	TECHNICAL OLYMPIC SA (CR)	2.65	-2.21% €
JUMBO SA (CR)	25.5	2.00% #	AVAX S.A. (CR)	1.54	-2.16% €
DROMEAS SA (CR)	0.357	2.00% #	REVOIL (CR)	1.865	-2.10% €

With the highest Transactions Value			With the highest Transactions Volume		
	Value (thou. €)	change		Volume	change
HELLENIQ ENERGY (CR)	264,056.76	-5.58% €	HELLENIQ ENERGY (CR)	37,546,835	-5.58% €
NATIONAL BANK (CR)	13,173.44	-0.73% €	NATIONAL BANK (CR)	2,201,489	-0.73% €
PPC (CR)	10,727.76	-0.46% €	ALPHA SERVICES HOLD (CR)	2,096,671	-1.53% €
JUMBO SA (CR)	3,741.14	2.00% #	INTRALOT (CR)	1,636,182	2.33% #
OTE (CR)	3,332.75	0.23% #	EUROBANK HOLDINGS (CR)	1,054,832	0.22% #
MYTILINEOS (CR)	3,308.18	-0.28% €	PPC (CR)	995,415	-0.46% €
ALPHA SERVICES HOLD (CR)	3,120.98	-1.53% €	LAVIPHARM SA (CR)	842,240	-2.37% €
OPAP (CR)	2,848.26	1.99% #	PIRAEUS FINANCIAL HOLD (CR)	836,060	0.32% #
PIRAEUS FINANCIAL HOLD (CR)	2,597.38	0.32% #	ADMIE (IPTO) HOLDING S.A. (CR)	462,128	-1.54% €
INTRALOT (CR)	1,721.26	2.33% #	INTRAKAT (CR)	336,589	0.53% #

Note: Stocks that are not included in the "Under Supervision" category, and the transactions value is more than 10,000 €.

## Derivatives Summary

	Number of Trades	Volume	Open Interest
<b>Index Futures</b>	<b>96</b>	<b>409</b>	<b>5,084</b>
FTSE/Athex Banks	0	0	1,535
FTSE/Athex Large Cap	96	409	3,445
MSCI GREECE REBASED	0	0	104
<b>Stock Futures</b>	<b>2,517</b>	<b>39,169</b>	<b>471,679</b>
ADMIE (IPTO) HOLDING S.A. (CR)	46	463	24,160
AEGEAN AIRLINES (CR)	72	202	6,539
ALPHA SERVICES HOLD (CR)	310	15,422	193,360
AUTOHELLAS SA (CR)	3	3	194
AVAX S.A. (CR)	26	198	1,288
CC HBC AG (CR)	18	30	420
CENERGY HOLDINGS (CB)	15	106	4,753
ELLAKTOR (CR)	65	264	1,090
ELVALHALCOR (CR)	43	154	1,474
EUROBANK HOLDINGS (CR)	32	425	28,871
EYDAP S.A. (CR)	17	229	2,653
FOURLIS (CR)	6	24	1,021
GEK TERNA (CR)	20	53	6,230
HELLENIC EXCHANGES-A.S.E. (CR)	20	244	9,652
HELLENIQ ENERGY (CR)	492	2,537	2,329
INTRACOM HOLDINGS (CR)	51	332	7,033
INTRAKAT (CR)	93	703	10,353
JUMBO SA (CR)	115	402	1,500
LAMDA DEVELOPMENT SA (CR)	32	60	5,651
MIG (CR)	13	43	157
MOTOR OIL (CR)	35	82	953
MYTILINEOS (CR)	55	133	3,329
NATIONAL BANK (CR)	349	3,535	29,326
OPAP (CR)	65	374	1,992
OPTIMA BANK (CR)	5	25	87
OTE (CR)	50	118	7,798
P.P.A. S.A. (CR)	3	6	159
PIRAEUS FINANCIAL HOLD (CR)	166	5,028	71,291
PPC (CR)	174	7,292	26,572
QUEST HOLDINGS (CR)	2	2	104
TERNA ENERGY (CR)	61	374	15,745
TITAN CEMENT (CB)	7	7	658
VIOHALCO SA/NV (CB)	56	299	4,937
<b>Index Options</b>	<b>10</b>	<b>79</b>	<b>2,633</b>
FTSE/Athex Large Cap	10	79	2,633
<b>Stock Options</b>	<b>2</b>	<b>10</b>	<b>1,793</b>
ALPHA SERVICES HOLD (CR)	0	0	0
NATIONAL BANK (CR)	0	0	1,594
OPAP (CR)	0	0	167
OTE (CR)	2	10	22
PIRAEUS FINANCIAL HOLD (CR)	0	0	0
PPC (CR)	0	0	10
<b>Total Derivatives Traded</b>	<b>2,625</b>	<b>39,667</b>	<b>481,189</b>



Number of Outstanding Securities	Nominal Value	Dividends [1]			Date of Last Coupon		Note	Shares	Closing price	% change	Previous closing price/date		Open price	Price min	Price max	Last price	Avg price	Last Bid [7]	Last Ask [7]	P/E after tax	Year	Volume	Trades	Transactions Value[8]	Company Mkt Value (thou. €)	Year low	Year high	Sector[4]	
		2020	2021	2022	Dividend [2]	Right																							
2,351,697,671	0.290	--	--	--	07/04/2008	18/04/2017	--	ALPHA SERVICES HOLD (CR)	1.485	-1.53	€	1.508	07/12/2023	1.491	1.482	1.508	1.485	1.489	155@1.48	7614@1.49	--	--	2,096,671	2,028	3,120,984.73	3,492,271.04	1.0015	1.682	30101010
36,353,868	1.00	--	--	(0.025)	10/07/2023	21/08/2023	--	AUSTRIACARD (CB)	6.25	0.81	€	6.2	07/12/2023	6.25	6.15	6.3	6.25	6.221	2527@6.10	1030@6.25	--	--	15,278	96	95,038.70	227,211.68	5.2	7.7	10101010
48,624,764	0.080	0.23	0.46	0.65	24/04/2023	05/12/2022	--	AUTOHELLAS SA (CR)	12.68	0.63	€	12.6	07/12/2023	12.4	12.38	12.68	12.68	12.521	76@12.56	1433@12.68	--	--	9,000	139	112,687.72	616,562.01	10.06	14.76	40201040
190,162,681	--	--	--	0.05	19/06/2023	07/12/2016	--	CENERGY HOLDINGS (CB)	7	0.58	€	6.96	07/12/2023	6.91	6.91	7.02	7	6.994	142@6.98	61@7.01	--	--	106,835	297	747,217.14	1,331,138.77	3.015	7.4	50202010
372,553,049	6.70	0.64	0.71	0.78	25/05/2023	29/04/2013	--	CC HBC AG (CR)	26.58	1.30	€	26.24	07/12/2023	26.4	26.2	26.6	26.58	26.418	40@26.50	25@26.64	--	--	17,924	187	473,508.05	9,902,460.04	21.54	29.91	45101020
54,200,000	0.075	--	0.035	0.074	18/07/2023	23/11/2021	--	EPSILON NET (CR)	9.51	-0.10	€	9.52	07/12/2023	9.5	9.5	9.52	9.51	9.504	1@9.44	103@9.51	--	--	270	7	2,566.00	515,442.00	6.2	12	10101015
3,716,479,777	0.220	--	--	--	02/05/2008	20/05/2019	--	EUROBANK HOLDINGS (CR)	1.6085	0.22	€	1.605	07/12/2023	1.6	1.59	1.618	1.6085	1.602	1449@1.60	200@1.61	--	--	1,054,832	815	1,690,342.62	5,977,957.72	1.0495	1.72	30101010
52,131,944	1.00	--	0.1102	0.11	29/06/2023	23/07/2019	--	FOURLIS (CR)	4.09	-0.24	€	4.1	07/12/2023	4.16	4.07	4.16	4.09	4.096	10@4.08	1695@4.10	--	--	107,339	217	439,648.30	213,219.65	3.26	5	40401010
305,635,185	2.18	0.1	0.1	0.3	28/06/2023	01/10/2003	--	HELLENIO ENERGY (CR)	7.27	-5.58	€	7.7	07/12/2023	7.5	7.25	7.5	7.27	7.033	21901@7.26	450@7.28	--	--	37,546,835	15,128	264,056,755.17	2,221,967.79	6.55	8.68	60101020
83,600,000	0.760	--	--	--	03/07/2007	17/07/2023	--	INTRACOM HOLDINGS (CR)	3.05	-0.33	€	3.06	07/12/2023	3.04	3.03	3.105	3.05	3.058	50@3.05	100@3.06	--	--	216,720	431	662,810.68	254,980.00	1.678	3.14	10101010
160,523,985	0.300	--	--	--	12/08/2008	30/12/2022	--	INTRAKAT (CR)	3.82	0.53	€	3.8	07/12/2023	3.83	3.75	3.83	3.82	3.781	1000@3.78	184@3.83	--	--	336,589	482	1,272,647.23	613,201.62	1.366	3.83	50101010
136,059,759	0.880	0.77	0.77	0.322	23/11/2023	05/03/2014	--	JUMBO SA (CR)	25.5	2.00	€	25	07/12/2023	25	24.9	25.5	25.5	25.28	310@25.42	132@25.52	--	--	147,991	1,427	3,741,144.76	3,469,523.85	15.61	29.2	40401010
176,736,715	0.300	--	--	--	30/05/2007	27/11/2019	--	LAMDA DEVELOPMENT SA (CR)	6.8	-1.45	€	6.9	07/12/2023	6.9	6.785	6.91	6.8	6.837	23@6.80	46@6.81	--	--	63,544	335	434,437.44	1,201,809.66	5.505	7.42	35101010
107,222,688	0.440	--	(0.5667)	0.2	20/06/2023	16/03/2022	--	QUEST HOLDINGS (CR)	5.64	-1.74	€	5.74	07/12/2023	5.73	5.58	5.73	5.64	5.64	110@5.59	2434@5.64	--	--	18,802	182	106,039.00	604,735.96	4.655	6.73	10101010
78,325,475	--	--	--	0.6	28/06/2023	23/07/2019	--	TITAN CEMENT (CB)	19.7	-0.60	€	19.82	07/12/2023	19.88	19.66	19.88	19.7	19.742	267@19.70	86@19.74	--	--	9,810	165	193,672.64	1,543,011.86	12.04	19.98	50101030
120,528,771	1.60	--	--	--	10/11/2023	--	--	TRADE ESTATES REIC (CR)	1.8004	0.51	€	1.7912	07/12/2023	1.7902	1.7902	1.81	1.8	1.802	2300@1.80	1600@1.80	--	--	97,695	156	176,086.32	217,000.00	1.734	1.928	35102045
259,189,761	0.02	0.1	0.12	19/06/2023	26/02/2016	--	--	VIOHALCO SANV (CB)	5.35	0.56	€	5.32	07/12/2023	5.32	5.3	5.39	5.35	5.333	1703@5.34	530@5.36	--	--	82,243	355	438,570.16	1,386,665.22	3.995	7.13	55102015
144,321,516	0.300	--	--	0.07	19/06/2023	22/01/2020	--	AVAX S.A. (CR)	1.54	-2.16	€	1.574	07/12/2023	1.57	1.54	1.59	1.54	1.558	400@1.53	990@1.57	--	--	246,484	368	384,004.83	222,255.13	0.748	1.786	50101010
232,000,000	2.12	0.1069	0.0854	0.0682	04/10/2023	19/06/2017	--	ADMIE (IPTO) HOLDING S.A. (CR)	2.245	-1.54	€	2.28	07/12/2023	2.3	2.23	2.3	2.245	2.253	990@2.24	2753@2.25	17.90	2022	462,128	796	1,041,192.08	520,840.00	1.64	2.52	65101015
90,167,100	0.500	--	--	--	03/06/2019	24/05/2021	--	AEGEAN AIRLINES (CR)	11.78	0.86	€	11.68	07/12/2023	11.86	11.6	11.94	11.78	11.779	2179@11.68	576@11.80	--	--	74,452	512	876,944.02	1,062,168.44	5.27	13.8	40501010
13,000,000	1.00	--	--	--	01/08/2007	07/04/2000	5093	AKRITAS SA (CR)	1.33	-13.07	€	1.53	07/12/2023	1.53	1.2	1.53	1.33	1.43	200@1.30	60@1.42	--	--	12,218	42	17,468.86	17,290.00	0.414	1.55	50101035
103,423,291	0.570	--	--	--	01/08/2011	23/08/2023	--	GEK TERNA (CR)	13.14	-0.76	€	13.24	07/12/2023	13.24	13.04	13.24	13.14	13.11	257@13.12	383@13.16	--	--	64,090	550	840,215.82	1,358,982.04	10.42	14.84	50101010
382,000,000	2.48	--	--	--	20/07/2015	12/12/2001	--	PPC (CR)	10.8	-0.46	€	10.85	07/12/2023	10.85	10.74	10.85	10.8	10.777	657@10.79	545@10.82	--	--	995,415	906	10,727,755.19	4,125,600.00	6.6	11.22	65101015
914,715,153	1.00	--	--	--	16/05/2008	29/08/2018	--	NATIONAL BANK (CR)	5.956	-0.73	€	6	07/12/2023	6	5.95	6.03	5.956	5.984	18955@5.95	2000@5.98	--	--	2,201,489	2,908	13,173,439.90	5,448,043.45	3.746	6.514	30101010
11,250,000	0.520	--	0.0405	0.08	07/08/2023	09/11/2015	--	EKTER SA (CR)	4.02	0.25	€	4.01	07/12/2023	4.07	4.01	4.1	4.02	4.047	350@4.01	496@4.06	--	--	44,057	241	178,282.84	45,225.00	1.33	4.22	50101010
375,241,586	0.390	0.01	0.03	0.06	26/06/2023	14/07/2006	--	ELVALHALCOR (CR)	1.88	-0.11	€	1.882	07/12/2023	1.862	1.86	1.896	1.88	1.881	236@1.86	7959@1.88	--	--	125,063	369	235,296.91	705,454.18	1.52	2.39	55102015
348,192,005	0.040	--	--	--	05/07/2011	16/07/2021	--	ELLAKTOR (CR)	2.31	4.52	€	2.21	07/12/2023	2.19	2.19	2.32	2.31	2.276	500@2.31	950@2.33	--	--	212,226	532	482,944.16	804,323.53	1.706	2.7	50101010
60,348,000	0.420	0.07	0.1515	0.1565	14/06/2023	04/08/2021	--	HELLENIC EXCHANGES-A.S.E. (CR)	5.35	0.19	€	5.34	07/12/2023	5.32	5.26	5.35	5.35	5.311	110@5.34	649@5.35	--	--	43,404	286	230,497.53	322,861.80	3.09	6.13	30202015
106,500,000	0.600	--	0.28	0.02	13/09/2023	13/09/2021	--	EYDAP S.A. (CR)	6.2	-0.32	€	6.22	07/12/2023	6.16	6.16	6.26	6.2	6.198	164@6.18	750@6.20	--	--	60,011	205	371,926.98	660,300.00	5.34	7.34	65102030
604,095,621	0.300	--	--	--	30/05/2013	10/10/2023	--	INTRALOT (CR)	1.054	2.33	€	1.03	07/12/2023	1.03	1.03	1.068	1.054	1.052	19619@1.05	5000@1.06	--	--	1,636,182	770	1,721,259.36	636,716.78	0.5526	1.068	40501020
110,782,980	0.750	--	0.9054	1.6299	26/06/2023	04/11/2013	--	MOTOR OIL (CR)	24.86	2.73	€	24.2	07/12/2023	24.5	24.14	24.86	24.86	24.565	203@24.70	2647@24.86	--	--	64,907	734	1,594,442.82	2,754,064.88	20.8	25.82	60101020
142,891,161	0.970	0.378	0.4341	1.24	27/06/2023	07/07/2017	--	MYTILINEOS (CR)	36	-0.28	€	36.1	07/12/2023	35.86	35.86	36.16	36	36.02	202@35.98	59@36.04	--	--	91,844	835	3,308,179.26	5,144,081.80	19.94	38.3	50203000
25,000,000	2.00	0.4	0.628	1.04	07/08/2023	08/08/2003	--	P.P.A. S.A. (CR)	22.9	-3.17	€	23.65	07/12/2023	23.65	22.8	23.65	22.9	23.1	378@22.90	1573@23.00	10.83	2022	5,914	120	136,610.70	572,500.00	15.86	23.8	50206060
370,062,741	0.300	0.55	0.6	1	02/11/2023	19/06/2023	--	OPAP (CR)	14.86	1.99	€	14.57	07/12/2023	14.66	14.64	14.86	14.86	14.765	1429@14.78	1150@14.87	--	--	192,901	1,130	2,848,256.80	5,499,132.33	13.0232	16.9242	40501020
426,247,547	2.83	0.687																											

Number of Outstanding Securities	Nominal Value	Dividends [1]			Date of Last Coupon		Note	Shares	Closing price	% change	Previous closing price/date	Open price	Price min	Price max	Last price	Avg price	Last Bid [7]	Last Ask [7]	P/E after tax	Year	Volume	Trades	Transactions Value[8]	Company Mkt Value (thou. €)	Year low	Year high	Sector[4]		
2020	2021	2022	Dividend [2]	Dividend Right																									
118,105,090	0.300	0.3407	0.3411	0.3798	26/06/2023	05/03/2020	---	TERNA ENERGY (CR)	15.52	-0.51	€	15.6	07/12/2023	15.63	15.49	15.63	15.52	15.539	264@15.50	6419@15.52	---	---	41,032	384	637,602.61	1,832,991.00	12.92	21.34	65101010
73,694,142	3.45	---	---	---	---	04/10/2023	---	OPTIMA BANK (CR)	7.7	---	↘	7.7	07/12/2023	7.65	7.65	7.73	7.7	7.688	136@7.66	1855@7.70	---	---	39,535	101	303,930.36	567,444.89	6.88	7.96	30101010
<b>Main Market - Medium Liquidity Class</b>																													
13,126,020	0.660	0.0837	0.1163	0.1158	26/07/2023	04/09/2020	---	AS COMPANY SA (CR)	2.36	-0.84	€	2.38	07/12/2023	2.39	2.36	2.42	2.36	2.38	100@2.34	500@2.39	---	---	945	9	2,248.73	30,977.41	2.02	2.76	40401030
3,114,144	0.360	0.1558	0.3427	0.2304	29/05/2023	02/06/2020	---	ALPHA TRUST (CR)	6.4	-0.77	€	6.45	07/12/2023	6.4	6.4	6.4	6.4	6.4	1100@5.15	---	---	---	200	2	1,280.00	19,930.52	4.32	7.05	30202010
243,164,193	0.300	---	---	---	30/12/2021	05/12/2023	---	ATTICA HOLDINGS (CR)	2.36	-9.92	€	2.62	07/12/2023	2.39	2.36	2.39	2.36	2.363	---	161147@2.36	---	---	3,840	13	9,073.74	573,867.50	1.839	2.7117	40501015
35,764,593	2.10	0.06	0.075	0.1046	02/05/2023	25/11/2019	---	BRIQ PROPERTIES (CR)	1.905	-0.52	€	1.915	07/12/2023	1.915	1.9	1.915	1.905	1.908	10895@1.90	991@1.91	---	---	21,550	44	41,119.06	68,131.55	1.825	2.11	35102030
101,123,806	0.360	---	---	---	22/07/2010	28/06/2011	---	CENTRIC HOLDINGS (CR)	0.39	1.83	€	0.383	07/12/2023	0.385	0.38	0.39	0.39	0.388	500@0.385	2500@0.391	---	---	103,290	72	40,078.35	39,438.28	0.263	0.457	40203040
784,500	10.00	---	0.3	---	30/11/2023	31/07/2018	---	CNL CAPITAL (CR)	7.4	-2.63	€	7.6	07/12/2023	7.45	7.25	7.6	7.4	7.382	100@7.30	300@7.50	-(6)	2022	702	16	5,182.40	5,805.30	5	9.4	30202010
10,482,600	0.300	---	---	---	06/10/2005	13/02/2002	---	CPI SA (CR)	0.626	-0.32	€	0.628	07/12/2023	0.632	0.626	0.648	0.626	0.633	600@0.624	661@0.626	---	---	12,387	21	7,838.80	6,562.11	0.536	0.892	10102030
18,680,300	0.050	---	---	---	06/07/2022	---	---	DIMAND (CR)	11.1	0.45	€	11.05	07/12/2023	11.1	10.95	11.15	11.1	11.079	3@10.95	140@11.10	---	---	7,266	60	80,502.10	207,351.33	10.3	14.9	35101010
11,869,224	0.540	0.087	0.136	0.15	03/07/2023	30/08/2019	---	FLEXOPACK SA (CR)	8	---	↘	8	07/12/2023	---	---	---	---	---	200@7.75	1028@8.00	---	---	---	---	---	94,953.79	7.4	9.45	50203030
48,003,921	0.400	---	---	---	30/08/1993	26/06/2023	---	IDEAL HOLDINGS (CR)	6.1	---	↘	6.1	07/12/2023	6.13	6.1	6.17	6.1	6.134	502@6.09	387@6.14	---	---	13,921	93	85,390.19	292,823.92	3.38	6.39	10102030
167,868,482	0.300	---	---	---	20/08/2007	28/11/2022	---	LAVIPHARM SA (CR)	0.742	-2.37	€	0.76	07/12/2023	0.768	0.742	0.778	0.742	0.766	13699@0.740	3627@0.760	---	---	842,240	357	645,061.66	124,558.41	0.366	0.78	20103015
4,740,000	0.860	---	---	---	14/03/2003	---	---	LOGISMOS S.A. (CR)	1.17	---	↘	1.17	07/12/2023	1.17	1.17	1.17	1.17	1.17	500@1.13	1999@1.17	-(6)	2022	1	1	1.17	5,545.80	0.91	1.41	10101015
17,120,280	0.940	0.06	0.06	---	27/06/2022	26/06/2023	---	LOULIS FOOD (CR)	2.96	-0.34	€	2.97	07/12/2023	2.97	2.92	3	2.96	2.962	721@2.92	100@2.97	---	---	13,985	59	41,430.05	50,676.03	2.38	3.7	45102020
4,419,616	1.58	---	---	0.1531	10/07/2023	04/03/2015	---	MEDICON S.A (CR)	3.53	1.44	€	3.48	07/12/2023	3.51	3.44	3.55	3.55	3.491	45@3.39	150@3.54	---	---	1,653	15	5,770.09	15,601.24	2.84	4.4	20102010
468,700	2.24	3.42	---	03/05/2022	21/05/2004	---	---	MERMEREN KOMB. A.D. PR. (GDR)	46.4	-0.43	€	46.6	07/12/2023	46.4	45.6	46.6	45.6	46.317	1@44.60	10@47.40	1.55	2022	99	3	4,585.40	21,747.68	31	59	55102000
10,500,000	0.950	---	---	---	24/06/2008	21/07/2023	---	MEVACO SA (CR)	3.92	---	↘	3.92	07/12/2023	---	---	---	---	---	35@3.80	500@3.90	13.00	2022	---	---	---	41,160.00	2.52	4.22	55102015
31,317,025	0.400	---	---	---	26/04/2007	10/05/2023	---	MIG (CR)	5.18	1.17	€	5.12	07/12/2023	5.1	5.08	5.28	5.18	5.184	2@5.10	39@5.18	---	---	8,651	62	44,844.12	162,222.19	0.987	8.4	30202000
87,127,162	0.500	---	---	---	08/06/2023	28/07/2021	---	PREMIA (CR)	1.188	-0.83	€	1.198	07/12/2023	1.2	1.184	1.2	1.188	1.193	210@1.18	390@1.19	---	---	28,026	79	33,427.90	103,507.07	1.07	1.41	35102000
24,377,795	0.230	---	---	0.04	03/07/2023	08/06/2022	---	PROFILE SA (CR)	4.37	0.46	€	4.35	07/12/2023	4.35	4.3	4.42	4.37	4.36	800@4.30	211@4.37	---	---	16,605	65	72,391.20	106,530.96	2.575	4.96	10101010
27,345,120	0.280	---	---	---	18/07/2005	26/02/2014	---	QUALITY & RELIABILITY SA (CR)	0.606	2.71	€	0.59	07/12/2023	0.61	0.592	0.618	0.606	0.605	4000@0.582	6431@0.600	---	---	15,861	49	9,597.44	16,571.14	0.465	0.824	10101010
6,456,530	1.08	0.0804	0.12	0.1314	17/07/2023	02/08/2010	---	SPACE HELLAS SA (CR)	7.4	2.78	€	7.2	07/12/2023	7.3	7.3	7.7	7.4	7.477	378@7.40	289@7.50	---	---	12,187	127	91,117.34	47,778.32	5.28	10	15101010
17,190,046	0.300	---	---	---	16/11/1992	04/12/2023	---	UNIBIOS (CR)	1.185	-3.27	€	1.225	07/12/2023	1.21	1.155	1.215	1.185	1.188	5@1.17	2261@1.19	---	---	27,732	79	32,935.58	20,370.20	0.558	1.31	50204000
32,413,681	0.370	---	---	---	15/07/2009	11/05/2000	---	ALUMIL (CR)	2.8	---	↘	2.8	07/12/2023	2.86	2.8	2.91	2.8	2.866	180@2.77	1@2.84	---	---	43,861	169	125,699.54	90,758.31	1.986	4.26	55102035
3,576,883	3.44	(0.4452)	0.5109	---	30/10/2023	19/07/2022	---	ANDROMEDA SA (CR)	6.5	0.62	€	6.46	07/12/2023	6.48	6.42	6.5	6.5	6.474	200@6.42	875@6.50	---	2022	3,186	41	20,626.34	23,249.74	5.8999	7.3999	30204000
15,300,000	0.300	---	---	---	30/07/2009	13/12/1999	---	ATTICA PUBLICATIONS SA (CR)	0.33	---	↘	0.33	07/12/2023	0.292	0.292	0.33	0.33	0.319	1000@0.302	1900@0.330	---	---	141	3	44.98	5,049.00	0.236	0.39	40301030
18,810,000	0.400	---	---	---	08/07/2010	14/11/2007	---	VARVERIS - MODA BAGNO SA (CR)	1.89	-1.56	€	1.92	07/12/2023	1.85	1.85	1.94	1.94	1.888	200@1.85	1300@1.93	---	---	1,330	5	2,511.08	35,550.90	0.6	1.94	40401025
23,986,500	1.04	---	---	---	26/06/2009	28/08/2023	---	BIOKARPET S.A.(CR)	2.89	1.76	€	2.84	07/12/2023	2.89	2.89	2.9	2.89	2.891	406@2.89	1750@2.90	---	---	2,433	22	7,032.87	69,320.99	1.5	3.47	50101035
6,325,000	0.600	---	0.19	0.153	03/07/2023	17/02/2014	---	VOYATZOGLOU (CR)	2.38	-1.65	€	2.42	07/12/2023	2.38	2.38	2.38	2.38	2.38	180@2.30	190@2.38	---	---	60	1	142.80	15,053.50	1.97	2.8	50205010
24,060,000	0.300	0.035	0.055	0.075	25/04/2023	01/07/2019	---	GEN. COMMERCIAL & IND.SA (CR)	1.875	-4.82	€	1.97	07/12/2023	1.91	1.84	1.945	1.875	1.86	2@1.88	1000@1.92	11.59	2022	9,666	60	17,976.73	45,112.50	1.175	2.11	50205010
15,878,748	0.480	---	---	---	10/07/2006	22/03/2004	---	DOMIKI KRITIS SA (CR)	3.54	-1.39	€	3.59	07/12/2023	3.5	3.45	3.6	3.54	3.518	600@3.46	936@3.54	---	---	6,722	54	23,650.87	56,210.77	0.71	3.6	50101010
34,720,000	0.310	---	---	---	16/06/2010	01/08/2007	---	DROMEAS SA (CR)	0.357	2.00	€	0.35	07/12/2023	0.353	0.342	0.364	0.357	0.353	1@0.350	970@0.357	---	---	43,209	38	15,271.89	12,395.04	0.3	0.45	40202015
13,673,200	0.420	---	---	---	18/07/2008	26/07/2001	---	EVROFARMA SA (CR)	1.12	-1.75	€	1.14	07/12/2023	1.12	1.12	1.12	1.12	1.12	139@1.12	1000@1.14	---	---	1,504	5	1,684.48	15,313.98	0.684	1.19	45102020
18,410,839	1.00	0.027	0.262	0.202	23/08/2023	10/09/2010	---	ELASTRON (CR)	3.03	0.33	€	3.02	07/12/2023	2.99	2.95	3.14	3.03	3.02	100@3.00	200@3.04	---	---	11,729	88	35,419.54	55,784.84	2.21	3.82	55102010
3,307,500	0.210	---	---	0.4	13/10/2023	30/11/2022	---	ELVE SA (CR)	5	---	↘	5	07/12/2023	5	5	5	5	5	200@4.80	69@									

## Daily Official List

Year: 144 Trading Day No: 236

## Section 2: Analytic Figures of Shares Transactions

Friday, 8 December, 2023

Number of Outstanding Securities	Nominal Value	Dividends [1]			Date of Last Coupon		Note	Shares	Closing price	% change	Previous closing price/date	Open price	Price min	Price max	Last price	Avg price	Last Bid [7]	Last Ask [7]	P/E after tax	Year	Volume	Trades	Transactions Value[8]	Company Mkt Value (thou. €)	Year low	Year high	Sector[4]		
		2020	2021	2022	Dividend [2]	Right																							
19,864,886	5.60	0.672	0.672	0.672	20/04/2023	02/07/2008	---	BANK OF GREECE (CR)	14.65	---	14.65	07/12/2023	14.65	14.6	14.7	14.65	14.66	1219@14.60	62@14.65	---	---	1,330	24	19,497.65	291,020.58	12.8	18	30101010	
26,730,187	0.520	0.08	0.1	0.12	29/06/2023	01/08/2017	---	ELTON SA (CR)	2.21	1.84	P	2.17	07/12/2023	2.14	2.14	2.22	2.21	2.18	100@2.16	927@2.21	---	---	6,899	50	15,037.95	59,073.71	1.8	2.92	50205010
30,000,000	0.050	0.06	0.09	0.1	09/06/2023	11/06/2020	---	ENTERSOFT (CR)	6.58	0.30	P	6.56	07/12/2023	6.56	6.54	6.6	6.58	6.588	600@6.54	1177@6.60	---	---	17,360	38	114,365.00	197,400.00	3.61	6.6	10101015
36,300,000	1.12	0.223	0.2186	---	14/09/2022	12/12/2007	---	THESSALONIKA WATER & SEWERAGE	3.28	0.61	P	3.26	07/12/2023	3.29	3.22	3.3	3.26	3.283	50@3.24	19@3.26	---	---	1,120	12	3,676.60	119,064.00	2.92	3.92	65102030
15,083,480	0.300	---	---	---	02/06/2010	04/02/2022	---	EUROCONSULTANTS S.A. (CR)	1.07	---	---	1.07	07/12/2023	1.07	1.06	1.075	1.07	1.069	100@1.06	1428@1.07	---	---	8,392	34	8,967.72	16,139.32	0.576	1.14	50205020
86,735,980	0.310	---	---	---	06/07/2009	07/09/2023	---	ATHENS MEDICAL CENTER SA (CR)	1.87	1.08	P	1.85	07/12/2023	1.88	1.86	1.89	1.87	1.884	200@1.84	695@1.87	---	---	8,485	25	15,982.66	162,196.28	1.375	2.15	20101025
114,320,400	0.100	---	0.01	---	26/11/2021	05/08/2019	---	IKTINOS HELLAS SA (CR)	0.476	-0.63	E	0.479	07/12/2023	0.48	0.472	0.4815	0.476	0.477	7300@0.461	100@0.477	---	---	64,310	66	30,684.23	54,416.51	0.402	0.734	50101035
8,226,132	0.450	---	---	0.02	17/07/2023	13/10/2014	---	ILYDA S.A. (CR)	1.43	-0.69	E	1.44	07/12/2023	1.44	1.42	1.44	1.43	1.431	100@1.39	2080@1.43	9.16	2022	1,120	9	1,602.85	11,763.37	1.055	1.92	10101015
2,566,836	0.440	---	0.016	0.016	03/07/2023	09/01/2007	---	INTERWOOD-XYLEMPORIA (PR)	0.36	5.88	P	0.34	07/12/2023	0.36	0.36	0.36	0.36	0.36	200@0.310	80@0.360	---	---	2	1	0.72	15,198.52	0.192	0.5	50101020
34,986,430	0.440	---	---	---	25/07/2008	23/02/2010	---	INTERWOOD-XYLEMPORIA (CR)	0.408	2.00	P	0.4	07/12/2023	0.403	0.398	0.418	0.41	0.406	150@0.399	900@0.411	---	---	75,557	73	30,693.88	15,198.52	0.1975	0.49	50101020
18,567,912	0.590	0.12	0.24	---	05/07/2023	26/01/2021	---	INTERLIFE G.C.I.(CR)	4.5	-1.53	E	4.57	07/12/2023	4.59	4.42	4.59	4.5	4.472	260@4.44	194@4.50	---	2022	3,010	24	13,461.70	83,555.60	3.47	4.95	30302025
8,424,900	0.500	---	---	---	12/07/2010	04/07/2019	---	INTERTECH SA (CR)	1.415	3.29	P	1.37	07/12/2023	1.41	1.41	1.44	1.41	1.416	20@1.37	255@1.40	24.43	2022	5,000	9	7,081.09	11,921.23	0.92	1.72	50205010
19,804,134	0.150	---	---	---	01/07/2004	06/11/2017	---	KEKROPS SA (CR)	1.82	0.83	P	1.805	07/12/2023	1.86	1.78	1.86	1.82	1.835	300@1.80	75@1.83	3.46	2022	7,106	25	13,041.19	36,043.52	0.903	2.04	35101010
40,219,218	0.260	---	---	---	29/08/2022	10/06/2019	---	KLOUKINAS - LAPPAS SA (CR)	1.485	0.68	P	1.475	07/12/2023	1.49	1.47	1.525	1.485	1.499	400@1.48	100@1.49	---	---	25,179	79	37,740.29	59,725.54	0.5	1.59	50101010
11,510,102	0.890	---	---	---	24/06/2005	06/10/1999	---	NAFPAKTOS TEXTILE (CR)	1.06	3.92	P	1.02	07/12/2023	1	1	1.07	1.06	1.047	30@1.00	255@1.06	---	---	3,577	18	3,745.62	12,200.71	0.9	1.31	55101020
21,224,340	0.420	0.0035	0.02	---	06/09/2022	25/04/2006	---	KORDELLOS BROS SA (CR)	0.62	-7.46	E	0.67	07/12/2023	0.67	0.62	0.688	0.62	0.654	500@0.610	320@0.626	5.45	2022	82,934	164	54,240.06	13,159.09	0.451	0.74	55102010
33,065,136	0.380	0.2	0.2001	0.2004	24/08/2023	16/09/2013	---	KRI-KRI S.A. (CR)	9.42	0.21	P	9.4	07/12/2023	9.46	9.3	9.46	9.42	9.427	1@9.36	50@9.46	98.10	2022	2,105	15	19,844.26	311,473.58	6.08	9.8	45102020
7,595,160	0.600	---	---	---	10/09/2019	18/08/2010	---	KIRIAKOULIS SHIPPING SA (CR)	1.045	-1.88	E	1.065	07/12/2023	1.05	1.04	1.07	1.045	1.048	200@1.03	1101@1.08	---	---	5,990	16	6,280.15	7,936.94	0.868	1.265	40501015
6,200,000	0.500	---	---	---	22/06/2010	01/11/1995	---	MINERVA KNITWEAR (CR)	0.498	1.22	P	0.492	07/12/2023	0.492	0.48	0.498	0.498	0.49	2500@0.482	500@0.500	---	---	6,204	14	3,038.31	3,087.60	0.4	0.68	40204020
5,939,268	0.620	---	---	---	10/07/2003	03/01/2002	---	LANAKAM SA (CR)	1.07	2.89	P	1.04	07/12/2023	1	1	1.1	1.07	1.05	632@1.01	336@1.07	---	---	3,169	20	3,327.03	6,355.02	0.716	1.4	40401020
9,819,370	0.500	---	---	---	14/08/2007	09/01/2004	---	MATHIOS REFRACTORY SA (CR)	1.14	---	---	1.14	07/12/2023	---	---	---	---	---	100@1.12	100@1.17	---	---	---	---	---	11,194.08	0.565	1.6	55101000
30,150,000	0.360	0.02	0.0401	0.0908	15/06/2023	25/04/2019	---	MOTODYNAMICS S.A. (CR)	3.14	1.29	P	3.1	07/12/2023	3.1	3.09	3.15	3.14	3.12	45@3.12	759@3.15	---	---	21,349	105	66,600.90	94,671.00	2.04	3.77	40401030
43,200,000	1.00	---	0.0824	---	07/09/2022	13/09/2023	---	MPL E KEDROS (CR)	3.06	---	---	3.06	07/12/2023	3.06	3.02	3.07	3.07	3.033	120@3.02	3000@3.07	---	---	4,894	11	14,844.63	132,192.00	2.19	3.15	35102000
2,160,524	0.670	---	---	---	03/12/2018	23/11/1999	---	N. LEVENTERIS (PR)	0.42	---	---	0.42	07/12/2023	0.42	0.42	0.42	0.42	0.42	---	500@0.545	---	2022	500	2	210.00	3,237.49	0.218	0.434	55102010
4,971,466	1.46	---	---	---	04/07/2007	08/10/2003	---	PAIRIS SA (CR)	1.24	1.64	P	1.22	07/12/2023	1.22	1.22	1.25	1.25	1.241	1500@1.17	2070@1.23	---	---	4,100	9	5,086.60	6,164.62	0.83	1.47	50203030
27,098,594	0.540	0.07	0.05	0.0401	04/12/2023	14/01/2021	---	PAPOUTSANIS (CR)	2.25	0.45	P	2.24	07/12/2023	2.24	2.24	2.25	2.25	2.241	380@2.02	1927@2.25	20.32	2022	3,120	31	6,990.53	60,971.84	1.8	2.51	45201020
7,070,400	0.930	0.1081	0.3242	0.2593	03/07/2023	06/05/2016	---	PETROPOULOS PETROS (CR)	8.74	---	---	8.74	07/12/2023	8.82	8.74	8.88	8.74	8.824	37@8.74	170@8.84	---	---	4,650	41	41,032.00	61,795.30	5.9	9.22	50206015
43,741,452	0.660	0.16	0.2723	0.2629	30/11/2023	01/11/1999	---	THRACE PLASTICS SA (CR)	4.2	---	---	4.2	07/12/2023	4.2	4.17	4.28	4.2	4.217	635@4.17	193@4.20	---	---	16,115	143	67,964.80	183,714.10	3.75	5.68	50203015
21,912,599	0.300	---	---	0.048	18/05/2023	23/02/2007	---	REVOIL (CR)	1.865	-2.10	E	1.905	07/12/2023	1.905	1.85	1.905	1.865	1.869	100@1.85	840@1.87	---	---	8,417	70	15,731.23	40,867.00	1.21	2.3	60101020
13,582,223	1.35	---	---	---	24/06/2008	02/02/2016	---	SIDMA STEEL (CR)	2.39	---	---	2.39	07/12/2023	2.44	2.36	2.45	2.39	2.397	130@2.30	425@2.39	---	---	385	8	922.90	32,461.51	1.85	3.3	55102010
40,693,350	5.00	---	---	---	03/07/2006	26/05/2015	---	TECHNICAL OLYMPIC SA (CR)	2.65	-2.21	E	2.71	07/12/2023	2.72	2.61	2.78	2.65	2.679	1200@2.64	1980@2.67	---	---	48,526	168	130,015.78	107,837.38	1.76	3.12	40202010
3,048,000	0.300	---	---	---	06/07/2007	01/06/2021	---	TZIRAKIAN PROFIL (CR)	1.94	---	---	1.94	07/12/2023	1.89	1.875	1.94	1.94	1.9	220@1.88	790@1.94	33.98	2022	573	6	1,088.62	5,913.12	1.6	2.39	55102010
10,203,575	0.730	---	---	---	16/07/2007	18/10/1999	---	FIERATEX SA (CR)	0.408	3.29	P	0.395	07/12/2023	0.37	0.37	0.408	0.408	0.391	1000@0.379	2632@0.408	---	2022	10,680	31	4,171.94	4,163.06	0.31	0.56	55101020
8,340,750	1.16	---	---	---	25/06/2009	17/09/2018	---	HAIDEMENOS SA (CR)	0.7	8.53	P	0.645	07/12/2023	0.62	0.62	0.7	0.7	0.699	327@0.670	8@0.700	---	2022	7,374	24	5,151.56	5,838.53	0.452	0.8	50205030

## Main Market - Low Liquidity Class

14,000,000	4.15	---	3.42	0.26	19/07/2023	29/06/1999	---	ALPHA REAL ESTATE SA(CR)	7.36	---	---	7.36	07/12/2023	---	---	---	---	---	200@7.06	120@7.36	---	---	---	---	---	103,040.00	6.32	9.22	35101015
50,014,177	0.050	---	---	---	04/06/2008	27/03/2023	---	ATTICA BANK S.A. (CR)	10.6	-0.38	E	10.64	07/12/2023	10.6	10.5	10.74	10.6	10.59	37@10.58	301@10.70	---	---	1,365	48	14,455.22	530,150.28	10.48	48.75	30101010
155,154,947	0.040	---	---	---	01/07/2008	21/02/2020	---	AVE (CR)	0.52	---	---	0.52	07/12/2023	0.52	0.512	0.534	0.534	0.517	439@0.518	100@0.534	---	---	220	3	113.81	80,680.57	0.492	0.586	40301010



Number of Outstanding Securities	Nominal Value	Dividends [1]			Date of Last Coupon		Note	Shares	Closing price	% change	Previous closing price/date	Open price	Price min	Price max	Last price	Avg price	Last Bid [7]	Last Ask [7]	P/E after tax	Year	Volume	Trades	Transactions Value[8]	Company Mkt Value (thou. €)	Year low	Year high	Sector[4]
		2020	2021	2022	Dividend [2]	Right																					
60,295,607	0.240	--	--	--	09/07/2007	01/07/2021	--	ELGEKA SA (CR)	0.56	-- ↘	0.56	04/12/2023	--	--	--	--	--	--	--	--	--	--	--	33,765.54	0.38	0.6	45201010

Suspension Status - Medium Liquidity Class

## Shares' Notes

Code	Note text
( )	- Adjusted dividends.
*	- Last adjusted closing price.
[1]	- Net dividends.
[2]	- The "Date of Last Coupon" for New listings refers to the date company's stocks started to trade in Athex
[3]	- The Company Market Value is referred to the number of outstanding shares
[4]	- Sectors codification can be found in Appendix A
[5]	- The Market Value refers to the total number of shares listed (including their several classes) in the exchange by the company.
[6]	- P/E greater than 100
[7]	- Last view of the Order Book before the end of the trading session
[8]	- All Blocks Methods' Transactions Value are included.
4750	- Transfer to the Under Surveillance Category from 8/4/2011.
4955	- Transfer to the Surveillance Category as from 5/4/2013.
5093	- Transfer to the Surveillance Category as of 8/4/2015.
5141	- Transfer to the Surveillance Category as of 10/05/2017.
5160	- Transfer to the Surveillance Category as of 15/04/2016.
5165	- Transfer to the Surveillance Category as of 15/02/2018.
5179	- Suspension of trading as of 25/05/2018.
5193	- Transfer to the Surveillance Category as of 25/10/2018.
5197	- Transfer to the Surveillance Category as of 07/11/2018.
5216	- Suspension of trading as of 01/10/2019.
5232	- Transfer to the Under Surveillance Category from 08/04/2011.
5233	- Suspension of trading as of 13/05/2020.
5248	- Transfer to the Surveillance Category as of 06/09/20116.
5253	- Transfer to the Surveillance Category as of 14/5/2021.
5275	- Transfer to the Surveillance Category as of 09/07/2020.
5277	- Suspension of trading as of 02/05/2023.
5278	- Suspension of trading as of 03/05/2023.

Securities Blocks Details

Securities	Block Volume	Price	Block Trade Value	Time of approval	Note
JUMBO SA (CR)	9,000	25.00	225,000.00	10:45:34	20
GR. SARANTIS S.A. (CR)	70,000	7.79	545,300.00	11:23:12	20
LAVIPHARM SA (CR)	200,000	0.768	153,600.00	11:52:07	20
NATIONAL BANK (CR)	75,000	6.02	451,200.00	12:10:58	20
INTRAKAT (CR)	70,000	3.77	263,900.00	12:18:22	20
CENERGY HOLDINGS (CB)	30,000	7.00	210,000.00	13:09:29	20
EYDAP S.A. (CR)	30,000	6.20	186,000.00	13:20:52	20
HELLENIQ ENERGY (CR)	3,650,000	7.00	25,550,000.00	13:50:19	20
HELLENIQ ENERGY (CR)	580,000	7.00	4,060,000.00	13:52:31	20
HELLENIQ ENERGY (CR)	8,182,870	7.00	57,280,090.00	13:55:01	20
HELLENIQ ENERGY (CR)	4,978,683	7.00	34,850,781.00	14:02:51	20
NATIONAL BANK (CR)	250,000	5.99	1,497,500.00	14:14:14	20
HELLENIQ ENERGY (CR)	3,741,317	7.00	26,189,219.00	14:14:15	20
HELLENIQ ENERGY (CR)	6,587,000	7.00	46,109,000.00	14:16:51	20
HELLENIQ ENERGY (CR)	972,286	7.00	6,806,002.00	14:17:57	20
HELLENIQ ENERGY (CR)	727,714	7.00	5,093,998.00	14:18:53	20
HELLENIQ ENERGY (CR)	1,100,000	7.00	7,700,000.00	14:20:16	20
HELLENIQ ENERGY (CR)	3,100,000	7.00	21,700,000.00	14:28:24	20
HELLENIQ ENERGY (CR)	19,785	7.30	144,430.50	14:36:09	20
PPC (CR)	750,000	10.77	8,077,500.00	16:02:45	20
HELLENIQ ENERGY (CR)	78,253	7.27	568,899.31	16:38:59	20
HELLENIQ ENERGY (CR)	27,197	7.30	198,538.10	16:59:17	20
MYTILINEOS (CR)	27,801	36.02	1,001,392.02	17:12:17	20

Blocks Notes

- 9 - Method 6-1 / Special Fees
- 10 - Method 6-1 / Special Fees, SDS
- 14 - Method 6-3 / Settlement, Incomplete Buy and Sell
- 18 - Method 6-2 / SPOT 1
- 19 - Method 6-2 / SPOT 2
- 20 - Method 6-1 and Method 6-1 Same Day Settlement
- 21 - Other Pre-agreed

**Shares Rights Details**

Occured date	Exercise from	Exercise until	Trading until	Rights	Price min	Price max	Closing price	Last Bid	Last Ask	Volume	Trades	Transactions Value
--------------	---------------	----------------	---------------	--------	-----------	-----------	---------------	----------	----------	--------	--------	--------------------

No Rights Transactions.



---

Forced Sales Details

---

Securities	Category of Security	Transactions Volume	Number of Trades	Transactions Value	Note
------------	----------------------	------------------------	---------------------	-----------------------	------

---

No Forced Transactions.

---

---

Forced Sales Notes

---

- 1 - Compulsory Public Forced Sales
- 2 - Forced Sales of Fixed Registered Shares
- 3 - Forced Sales of Remaining Fractional Shares

## Exchange Traded Funds (ETFs) Characteristics

	Transactions Date (T)	Creation / Redemption	Units (T-1)	New Units (T-1)	Redemption Units (T-1)	Units (T) [1]	Fund Assets [2]	Net Unit Price	Dividend per Unit	Dividend Date
ALPHA ETF FTSE Athex Large Cap	08/12/2023	5,000	924,675	---	---	924,675	28,673,440.00	31.0092	0.62	03/07/2023

## ETFs Notes

[1] - Units (T) = Units (T-1) + New Units (T-1) - Redemption Units (T-1)

[2] - The Creation / Redemption Units of T-1 are included.

## Non Convertible Corporate Bonds - Regulated Market

Num Listed Bonds	Nominal price	Issue price	Today's Rate	Exp. Date	Duration (years)	Note	Coupon		Trading Unit	Corporate Bonds	Accrued Int.	Yield.T.Mat	Price min	Price max	Closing price	Previous closing price/date	Volume	Transactions Value	Last order		ear min	Year max		
							Common	Preferred											Price	Buy / Sell			Date	
100,000	1,000.00	1,000.00	2.95	11/02/2027	5	---	4	---	1	SAFE BULKERS PARTICIPATIONS PLC (Non Convertible)	10.0792	5.3120	92.7000	92.7000	92.7000	92.7000	07/12/2023	1,000	937.08	91.8500	B	38/12/2023	89.7500	97.9500
320,000	1,000.00	1,000.00	3.40	21/07/2027	7	---	7	---	1	LAMDA DEVELOPMENT S.A. (Non Convertible)	13.6000	5.0710	92.9000	93.4000	93.0000	93.4000	07/12/2023	109,000	102,816.40	92.9500	B	38/12/2023	90.2000	95.5000
200,000	1,000.00	1,000.00	2.10	27/10/2027	7	---	7	---	1	O.P.A.P. S.A. (Non Convertible)	2.6833	4.0630	92.1510	92.7000	92.4143	92.1630	07/12/2023	67,000	62,073.29	92.2000	B	38/12/2023	89.2745	95.4000
200,000	1,000.00	1,000.00	1.90	23/03/2028	7	---	6	---	1	MOTOR OIL CORINTH REFINERIES SA (Non Convertible)	4.1167	4.3500	90.1000	90.7499	90.2000	90.3000	07/12/2023	14,000	12,730.13	90.0500	B	38/12/2023	87.5500	92.6000
100,000	1,000.00	1,000.00	2.70	25/05/2026	5	---	6	---	1	COSTAMARE PARTICIPATIONS PLC (Non Convertible)	1.1250	5.0550	93.7084	94.0000	94.0000	93.7080	07/12/2023	19,000	17,872.64	93.6200	B	38/12/2023	92.6000	97.0000
300,000	1,000.00	1,000.00	2.30	20/07/2028	7	---	5	---	1	PRODEA REIC S.A.(Non Convertible)	9.2639	5.5750	86.6500	87.0000	86.6864	87.3600	07/12/2023	29,000	25,415.65	86.5100	B	38/12/2023	82.0100	89.1000
150,000	1,000.00	1,000.00	2.65	22/10/2026	5	---	5	---	1	CPLP SHIPPING HOLDINGS PLC (Non Convertible)	3.6806	4.9590	93.1000	93.7000	93.4000	93.0300	07/12/2023	6,000	5,626.08	93.1000	B	38/12/2023	92.4500	96.0000
250,000	1,000.00	1,000.00	2.45	16/11/2028	7	---	5	---	1	ELVALHALCOR S.A. (Non Convertible)	1.7694	4.5540	90.2000	91.4899	90.4600	90.4630	07/12/2023	51,000	46,289.83	90.4600	B	38/12/2023	84.0000	92.0000
500,000	1,000.00	1,000.00	2.75	03/07/2027	7	---	7	---	1	GEK TERNA S.A. (Non Convertible)	12.3750	5.3810	90.2500	90.7000	90.4694	90.7000	07/12/2023	183,000	167,823.63	90.3100	B	38/12/2023	86.8000	94.4535
300,000	1,000.00	1,000.00	2.30	14/12/2028	7	---	4	---	1	GEK TERNA S.A. (Non Convertible)	11.5639	5.7810	85.2000	85.3500	85.2542	85.2000	07/12/2023	36,000	31,107.80	85.0000	B	38/12/2023	80.0010	90.3500
175,000	1,000.00	1,000.00	3.40	26/07/2024	5	---	9	---	1	ATTICA HOLDINGS S.A. (Non Convertible)	13.1278	5.2720	98.3000	98.4000	98.3450	98.9500	07/12/2023	111,000	110,620.18	98.3500	B	38/12/2023	96.6179	99.4500
230,000	1,000.00	1,000.00	4.70	12/07/2029	7	---	3	---	1	LAMDA DEVELOPMENT S.A. (Non convertible)	19.9750	4.9060	97.1400	97.9000	97.6221	97.5000	07/12/2023	229,000	227,813.53	97.2100	B	38/12/2023	94.9889	101.0000
100,000	1,000.00	1,000.00	4.40	26/07/2029	7	---	3	---	1	CPLP SHIPPING HOLDINGS PLC (Non Convertible)	16.9889	4.3940	98.8019	98.8019	98.8019	98.8020	07/12/2023	7,000	7,035.06	97.5000	B	38/12/2023	94.9625	100.8000
200,000	1,000.00	1,000.00	3.60	12/03/2026	7	---	10	---	1	AEGEAN AIRLINES S.A. (Non Convertible)	9.1000	4.2520	96.6510	97.7000	97.1000	97.6210	07/12/2023	198,000	194,405.90	96.9000	B	38/12/2023	95.1109	98.9000
150,000	1,000.00	1,000.00	2.60	22/10/2026	7	---	9	---	1	TERNA ENERGY FINANCE S.A. (Non Convertible)	3.6111	5.1950	92.0000	92.0000	92.0000	93.3800	07/12/2023	30,000	27,708.33	91.8000	B	38/12/2023	90.4543	95.7400
100,000	1,000.00	1,000.00	2.80	25/01/2027	5	---	4	---	1	PREMIA S.A. (Non Convertible)	10.8889	6.2790	89.9000	89.9000	89.9000	89.9000	07/12/2023	3,000	2,729.67	90.0000	B	38/12/2023	87.6862	95.9899
500,000	1,000.00	1,000.00	4.00	10/07/2030	7	---	1	---	1	MYTILINEOS S.A. (Non Convertible)	17.2222	4.2940	97.9000	98.2500	98.1000	98.1500	07/12/2023	304,000	303,349.40	98.0000	B	38/12/2023	97.1999	100.0700
120,000	1,000.00	1,000.00	3.95	04/04/2025	7	---	12	---	1	GEK TERNA S.A. (Non Convertible)	7.5708	3.9430	98.5000	99.0000	98.8657	98.8670	07/12/2023	21,000	20,920.79	98.0000	B	38/12/2023	97.5523	100.5000

## Corporate Bonds Notes

Transactions Volume = (Pieces) \* (Nominal Price). Transactions Value = (Pieces) \* (Nominal Price) \* (price %) + (Accrued interest).

The price of a Bond is stated as a percentage (%) of Bond's Nominal Price.

Nominal Price in Euros (€), except if it is noted differently.

## Non Convertible Corporate Bonds - Regulated Market

Num Listed Bonds	Nominal price	Issue price	Today's Rate	Exp. Date	Duration (years)	Note	Coupon		Trading Unit	Corporate Bonds	Accrued Int.	Yield.T.Mat	Price min	Price max	Closing price	Previous closing price/date	Volume	Transactions Value	Last order			ear min	Year max	
							Common	Preferred											Price	Buy / Sell	Date			
120,000	1,000.00	1,000.00	2.65	06/12/2028	7	---	5	---	1	NOVAL PROPERTY REIC (Non Convertible)	0.4417	5.1060	87.9000	89.0009	88.9999	88.0660	07/12/2023	38,000	33,510.29	87.3001	B	08/12/2023	83.8000	91.9500

## Corporate Bonds Notes

Transactions Volume = (Pieces) \* (Nominal Price). Transactions Value = (Pieces) \* (Nominal Price) \* (price %) + (Accrued interest).

The price of a Bond is stated as a percentage (%) of Bond's Nominal Price.

Nominal Price in Euros (€), except if it is noted differently.

## Government Bonds

Number Listed Bonds	Nominal price	Today's Rate	Accrued Interest Calc	Exp. Date [1]	Duration (years)	Note	Coupons Date	Curr. coupon value	Trading Unit	Government Bonds	Price min	Price max	Closing price	Previous closing price/date	Volume	Transactions Value	Price	Last order Buy / Sell	Date
4,500,000	1,000.00	1.88	Actual/Actual	04/02/2035	15	---	04/02	1.88	1	GGB-FXD-040235-15Y-1.875-1.000	---	---	---	---	---	---	---	---	---
1,805,793	1,000.00	3.45	Actual/Actual	02/04/2024	5	---	02/04	3.45	1	GGB-FXD-020424-05Y-3.450-1.000	---	---	---	---	---	---	---	---	---
6,000,000	1,000.00	0.75	Actual/Actual	18/06/2031	10	---	18/06	0.75	1	GGB-FXD-180631-10Y-0.750-1.000	---	---	---	---	---	---	---	---	---
2,900,000	1,000.00	3.88	Actual/Actual	15/06/2028	5	---	15/06	3.88	1	GGB-FXD-150628-05Y-3.875-1.000	---	---	---	---	---	---	---	---	---
5,962,747,327	1.00	3.75	Actual/Actual	30/01/2028	10	---	/02 - 01/02 - 31/	3.75	1	GGB-FXD-300128-10Y-3.750-1.00	---	---	---	85.4610 13/07/2018	---	---	1.0000	B	28/11/2018
7,067,309,386	1.00	3.90	Actual/Actual	30/01/2033	15	---	/02 - 01/02 - 31/	3.90	1	GGB-FXD-300133-15Y-3.900-1.00	---	---	---	78.6730 13/07/2018	---	---	1.0000	B	28/11/2018
5,622,848,349	1.00	4.00	Actual/Actual	30/01/2037	19	---	/02 - 01/02 - 31/	4.00	1	GGB-FXD-300137-19Y-4.000-1.00	---	---	---	77.0370 13/07/2018	---	---	1.0000	B	28/11/2018
5,476,770,669	1.00	4.20	Actual/Actual	30/01/2042	24	---	/02 - 01/02 - 31/	4.20	1	GGB-FXD-300142-24Y-4.200-1.00	---	---	---	77.7640 13/07/2018	---	---	1.0000	B	28/11/2018
48,794,718	1.00	4.30	Actual/Actual	24/02/2024	12	---	24/02	4.30	1	GGB-FXD-240224-12Y-2.000-1.00	---	---	---	10.0000 22/06/2015	---	---	---	---	---
40,248,141	1.00	4.30	Actual/Actual	24/02/2025	13	---	24/02	4.30	1	GGB-FXD-240225-13Y-2.000-1.00	---	---	---	10.0000 22/06/2015	---	---	---	---	---
59,586,043	1.00	4.30	Actual/Actual	24/02/2026	14	---	24/02	4.30	1	GGB-FXD-240226-14Y-2.000-1.00	---	---	---	10.0000 22/06/2015	---	---	---	---	---
41,118,344	1.00	4.30	Actual/Actual	24/02/2027	15	---	24/02	4.30	1	GGB-FXD-240227-15Y-2.000-1.00	---	---	---	10.0000 22/06/2015	---	---	---	---	---
45,137,734	1.00	4.30	Actual/Actual	24/02/2028	16	---	24/02	4.30	1	GGB-FXD-240228-16Y-2.000-1.00	---	---	---	10.0000 22/06/2015	---	---	---	---	---
61,768,888	1.00	4.30	Actual/Actual	24/02/2029	17	---	24/02	4.30	1	GGB-FXD-240229-17Y-2.000-1.00	---	---	---	10.0000 22/06/2015	---	---	---	---	---
54,567,744	1.00	4.30	Actual/Actual	24/02/2030	18	---	24/02	4.30	1	GGB-FXD-240230-18Y-2.000-1.00	---	---	---	10.0000 22/06/2015	---	---	---	---	---
37,541,515	1.00	4.30	Actual/Actual	24/02/2031	19	---	24/02	4.30	1	GGB-FXD-240231-19Y-2.000-1.00	---	---	---	10.0000 22/06/2015	---	---	---	---	---
37,558,317	1.00	4.30	Actual/Actual	24/02/2032	20	---	24/02	4.30	1	GGB-FXD-240232-20Y-2.000-1.00	---	---	---	10.0000 22/06/2015	---	---	---	---	---
37,473,732	1.00	4.30	Actual/Actual	24/02/2033	21	---	24/02	4.30	1	GGB-FXD-240233-21Y-2.000-1.00	---	---	---	10.0000 22/06/2015	---	---	---	---	---
33,888,293	1.00	4.30	Actual/Actual	24/02/2034	22	---	24/02	4.30	1	GGB-FXD-240234-22Y-2.000-1.00	---	---	---	10.0000 22/06/2015	---	---	---	---	---
35,177,800	1.00	4.30	Actual/Actual	24/02/2035	23	---	24/02	4.30	1	GGB-FXD-240235-23Y-2.000-1.00	---	---	---	10.0000 22/06/2015	---	---	---	---	---
35,547,268	1.00	4.30	Actual/Actual	24/02/2036	24	---	24/02	4.30	1	GGB-FXD-240236-24Y-2.000-1.00	---	---	---	10.0000 22/06/2015	---	---	---	---	---
40,246,306	1.00	4.30	Actual/Actual	24/02/2037	25	---	24/02	4.30	1	GGB-FXD-240237-25Y-2.000-1.00	---	---	---	10.0000 22/06/2015	---	---	---	---	---
37,643,952	1.00	4.30	Actual/Actual	24/02/2038	26	---	24/02	4.30	1	GGB-FXD-240238-26Y-2.000-1.00	---	---	---	10.0000 22/06/2015	---	---	---	---	---
36,977,100	1.00	4.30	Actual/Actual	24/02/2039	27	---	24/02	4.30	1	GGB-FXD-240239-27Y-2.000-1.00	---	---	---	10.0000 22/06/2015	---	---	---	---	---
41,615,000	1.00	4.30	Actual/Actual	24/02/2040	28	---	24/02	4.30	1	GGB-FXD-240240-28Y-2.000-1.00	---	---	---	10.0000 22/06/2015	---	---	---	---	---
42,227,208	1.00	4.30	Actual/Actual	24/02/2041	29	---	24/02	4.30	1	GGB-FXD-240241-29Y-2.000-1.00	---	---	---	10.0000 22/06/2015	---	---	---	---	---
68,288,487	1.00	4.30	Actual/Actual	24/02/2042	30	---	24/02	4.30	1	GGB-FXD-240242-30Y-2.000-1.00	---	---	---	10.0000 22/06/2015	---	---	---	---	---
4,000,000	1,000.00	3.88	Actual/Actual	12/03/2029	10	---	12/03	3.88	1	GGB-FXD-120329-10Y-3.875-1.000	---	---	---	---	---	---	100.0000	B	15/10/2019
4,500,000	1,000.00	0.00	Actual/Actual	12/02/2026	5	---	12/02	0.00	1	GGB-FXD-120226-05Y-0.000-1.000	---	---	---	---	---	---	---	---	---
2,209,163	1,000.00	3.38	Actual/Actual	15/02/2025	7	---	15/02	3.38	1	GGB-FXD-150225-07Y-3.375-1.000	---	---	---	---	---	---	---	---	---
964,000	1,000.00	3.25	Actual/Actual	20/03/2025	6	---	20/03	3.25	1	GGB-FXD-200325-06Y-3.250-1.000	---	---	---	---	---	---	---	---	---
2,100,000	1,000.00	3.55	Actual/Actual	20/03/2026	7	---	20/03	3.55	1	GGB-FXD-200326-07Y-3.550-1.000	---	---	---	---	---	---	---	---	---
5,500,000	1,000.00	1.50	Actual/Actual	18/06/2030	10	---	18/06	1.50	1	GGB-FXD-180630-10Y-1.500-1.000	---	---	---	---	---	---	---	---	---
3,500,000	1,000.00	4.38	Actual/Actual	18/07/2038	15	---	18/07	4.38	1	GGB-FXD-180738-15Y-4.375-1.000	---	---	---	---	---	---	---	---	---

## Government Bonds Notes

Transactions Volume = (Pieces) \* (Nominal Price). Transactions Value = (Pieces) \* (Nominal Price) \* (price %) + (Accrued interest).

The Value of current coupon for the issues with NV 0.01 euro refers to NV 100 euros

FLR: Floating Interest Rate.

[1] - The Expiration Date of the interest bearing period and the Date for coupon payment.

## Government Bonds

Number Listed Bonds	Nominal price	Today's Rate	Accrued Interest Calc	Exp. Date [1]	Duration (years)	Note	Coupons Date	Curr. coupon value	Trading Unit	Government Bonds	Price min	Price max	Closing price	Previous closing price/date	Volume	Transactions Value	Price	Last order Buy / Sell	Date
40,000	1,000.00	4.67	FLR	Actual/360	18/09/2024	1	---	18/09 - 19/03	---	1	GGB-FLT-180924-01Y-4.670-1.000	---	---	---	---	---	---	---	---
5,364,250	1,000.00	3.25		Actual/Actual	20/03/2050	30	---	20/03	3.25	1	GGB-FXD-200350-30Y-3.250-1.000	---	---	---	---	---	---	---	---
3,924,361	1,000.00	2.00		Actual/Actual	22/04/2027	7	---	22/04	2.00	1	GGB-FXD-220427-07Y-2.000-1.000	---	---	---	---	---	99.9000	B	22/04/2020
2,500,000	1,000.00	1.88		Actual/Actual	23/07/2026	7	---	23/07	1.88	1	GGB-FXD-230726-07Y-1.875-1.000	---	---	---	---	---	---	---	---
4,700,000	1,000.00	4.25		Actual/Actual	15/06/2033	10	---	15/06	4.25	1	GGB-FXD-150633-10Y-4.250-1.000	---	---	---	---	---	---	---	---
3,500,000	1,000.00	1.88		Actual/Actual	24/01/2052	30	---	24/01	1.88	1	GGB-FXD-240152-30Y-1.875-1.000	---	---	---	---	---	---	---	---
3,700,000	1,000.00	1.75		Actual/Actual	18/06/2032	10	---	18/06	1.75	1	GGB-FXD-180632-10Y-1.750-1.000	---	---	---	---	---	---	---	---
2,200,000	1,000.00	1.13	FLR	Actual/360	15/12/2027	5	---	- 15/12 - 15/03 -	---	1	GGB-FLT-151227-05Y-1.130-1.000	---	---	---	---	---	102.1600	B	30/12/2022

## Government Bonds Notes

Transactions Volume = (Pieces) \* (Nominal Price). Transactions Value = (Pieces) \* (Nominal Price) \* (price %) + (Accrued interest).

The Value of current coupon for the issues with NV 0.01 euro refers to NV 100 euros

FLR: Floating Interest Rate.

[1] - The Expiration Date of the interest bearing period and the Date for coupon payment.

Treasury Bills & Zero Coupon Government Bonds

Issue Date	13-Week Maturity									26-Week Maturity									52-Week Maturity								
	Exp. Date	Initial Rate	Num Listed Bonds	Nominal price	Issue price	Last Trade Price	Last Trade Date	Volume Traded	Note	Exp. Date	Initial Rate	Num Listed Bonds	Nominal price	Issue price	Last Trade Price	Last Trade Date	Volume Traded	Note	Exp. Date	Initial Rate	Num Listed Bonds	Nominal price	Issue price	Last Trade Price	Last Trade Date	Volume Traded	Note
10/03/2023	---	---	---	---	---	---	---	---	---	---	---	---	---	---	---	---	---	---	08/03/2024	3.75	1,000,000	1,000.00	963.46	---	---	---	---
09/06/2023	---	---	---	---	---	---	---	---	---	---	---	---	---	---	---	---	---	---	07/06/2024	3.84	1,600,000	1,000.00	962.60	---	---	---	---
08/09/2023	---	---	---	---	---	---	---	---	---	---	---	---	---	---	---	---	---	---	06/09/2024	3.81	812,500	1,000.00	962.90	---	---	---	---

Bonds in Circulation	Currency / Min nominal traded Value	Coupons Payment Date	Current Coupon Value	Note	Coupon	Trading Unit	Issue Date	Duration (years)	Today's Interest	A.I.C in days	Bonds	Last price of previous days		Last Outcry in Cash (euro)			Trades in Pieces	Life min	Life Max
												Price	Buy / Sell	Date	Price	Buy / Sell			
<b>Corporate Bonds in Foreign Currency and Euro</b>																			
103,746	GBP / 10	01/12	0.25	---	65	1	01/12/1930	98	2.5	360	National Mortgage Bank	2.27	05/02/1996	2.27	S	05/02/1996	---	2.27	2.27
0	GBP / 10	01/12	0.25	---	67	1	01/12/1928	100	2.5	360	National Mortgage Bank	---	---	---	---	---	---	---	---

## Government Bonds Notes

A.I.C: Accrued Interest Calculation base.

FLR: Floating Interest Rate.

The minimum tradeable Nominal Value for all Demeterialised Government Titles is 100 Euros.

(μφρ-0)



## Athex &amp; ATHEXClear Members List

Member Name				Stock Market			Derivatives Market		ATHEXClear Member	
	Address	Phone	Fax	Market Member	Remote Member	Market Maker	Proprietary	Market Maker	General Clearing	Direct Clearing
A. SARRIS SECURITIES S.A.				a						
6, ΔΡΑΓΑΤΣΑΝΙΟΥ 6 ΑΘΗΝΑ	2103367700									
AEONIC SECURITIES C.I.F. P.L.C.				a						
, ΛΑΪΟΥ 6, ΓΡ. 301B, ANNA COURT	35725337600									
ALPHA BANK S.A.									a	
, ΣΤΑΔΙΟΥ 40 ΑΘΗΝΑ	2103260000									
ALPHA FINANCE INVESTMENT SERVICES SINGLE MEMBER SA				a		a	a	a		a
5, ΠΑΝΕΠΙΣΤΗΜΙΟΥ 45 ΑΘΗΝΑ	2103677400									
ARGUS STOCKBROKERS LTD				a	a		a			
25, 25 ΛΕΩΦΟΡΟΣ ΔΗΜΟΣΘΕΝΗ ΣΕΒΕΡΗ	0035722717000									
ATLANTIC SECURITIES LTD				a	a					
37, ΠΡΟΔΡΟΜΟΥ 37	0035722445400									
AXON SECURITIES S.A.				a			a			
48, ΣΤΑΔΙΟΥ 48 ΑΘΗΝΑ	2103363800									
BETA SECURITIES S.A.				a		a	a			a
29, Λ. ΑΛΕΞΑΝΔΡΑΣ 29 ΑΘΗΝΑ	2106478930									
BNP PARIBAS S.A.									a	
, ΛΑΜΨΑΚΟΥ 2 ΑΘΗΝΑ	2107468525									
BOFA SECURITIES EUROPE SA				a	a					
, 112 AVENUE KL'BER 75116	+33 153655555									
CAPITAL SECURITIES S.A.				a			a			
58, ΜΗΤΡΟΠΟΛΕΩΣ 58 ΑΘΗΝΑ	2103369700									
CITIGROUP GLOBAL MARKETS EUROPE AG				a	a					
16, REUTERWEG 16	+49 691366-0									
CITIGROUP GLOBAL MARKETS LIMITED				a						
1, 33 CANADA SQUARE -CANARY WHARF	+44 02079864000									
CREDIT SUISSE BANK (EUROPE), S.A.				a	a					
, CALLE AYALA 42, 3A PLANTA-B MADRID	+34917916000									
CREDIT SUISSE SECURITIES (EUROPE) LIMITED				a						
1, ONE CABOT SQUARE LONDON	+44 2078888888									
CYCLOS SECURITIES S.A.				a			a			
39, ΧΑΡΙΛΑΟΥ ΤΡΙΚΟΥΠΗ 6-8-10 ΑΘΗΝΑ	2103364300									
DEUTSCHE BANK S.A.					a					
1, GREAT WINCHESTER STREET LONDON	+44 20 754 54209	00441133361437								
EUROBANK EQUITIES INVESTMENT FIRM SINGLE MEMBER SA				a		a	a	a		a
, ΦΙΛΕΛΛΗΝΩΝ 10 & ΞΕΝΟΦΩΝΤΟΣ 13 ΑΘΗΝΑ	2103720425									
EUROBANK S.A.									a	
, ΟΘΩΝΟΣ 8 ΑΘΗΝΑ	2144043907									
EUROCORP INVESTMENT SERVICES S.A.				a			a			a
14, ΠΛ.ΦΙΛΙΚΗΣ ΕΤΑΙΡΕΙΑΣ 14 ΑΘΗΝΑ	2107263600									
EUOTRUST INVESTMENT FIRM SA				a						
113, ΣΕΒΑΣΤΟΥΠΟΛΕΩΣ 113 ΑΘΗΝΑ	2103363100									
EUROXX SECURITIES S.A.				a		a	a	a		a
7, ΠΑΛΕΟΛΟΓΟΥ CHALANDRI	+30 2106879400	210-6879401								
7, ΠΑΛΑΙΟΛΟΓΟΥ CHALANDRI	(210)-6879400	(210)-6879401								
FREEDOM FINANCE EUROPE LTD				a	a					
, ΧΡΙΣΤΑΚΗ ΚΡΑΝΟΥ 20	035725257786									
G. A. PERVANAS SECURITIES- INVESTMENT SERVICES S.A.				a						
7-9, ΣΟΦΟΚΛΕΟΥΣ 7-9 ΑΘΗΝΑ	2103727200									
GLOBAL CAPITAL SECURITIES & FINANCIAL SERVICES LTD				a	a					
50, ΛΑΡΧΙΕΠΙΣΚΟΠΟΥ ΜΑΚΑΡΙΟΥ Γ50	0035722710710									
GREENPOST TRADING EUROPE LTD				a	a	a				
, ΚΙΜΟΝΟΣ 3, ACROPOLIS MANSIONS, 2ND FLOOR, FLAT/OFFICE 202	035722521389									
HELLENIC AMERICAN SECURITIES S.A.				a		a	a			a
27, ΑΝΔΡΕΑ ΠΑΠΑΝΔΡΕΟΥ 27 MAROUSI	2103311100									
HELLENIC BANK (INVESTMENTS) LTD					a					
, ΑΥΕ.ΚΥΡΙΑΚΟΥ MATSI 31 - PO BOX 24747 NICOSIA	+357 22500100	357 22500110								
HSBC CONTINENTAL EUROPE									a	
109-111, Λ.ΜΕΣΟΓΕΙΩΝ 109-111	2106960000									
INDEX SECURITIES S.A.				a						
6, ΔΡΑΓΑΤΣΑΝΙΟΥ 6 ΑΘΗΝΑ	2103213920									
J. CHR. MAVRIKIS SECURITIES S.A.				a						
5, ΣΟΦΟΚΛΕΟΥΣ 5 ΑΘΗΝΑ	2103216730									

## Athex &amp; ATHEXClear Members List

Member Name				Stock Market			Derivatives Market		ATHEXClear Member	
	Address	Phone	Fax	Market Member	Remote Member	Market Maker	Proprietary	Market Maker	General Clearing	Direct Clearing
KAPPA SECURITIES S.A.				a			a			
15, ΒΑΛΑΩΡΙΤΟΥ 15 ΑΘΗΝΑ	2103678600									
KARAMANOF SECURITIES & INVESTMENT SERVICES S.A.				a						
2, ΠΛ.ΑΓ.ΘΕΟΔΩΡΩΝ 2 ΑΘΗΝΑ	2103212947									
LAIKI FINANCIAL SERVICES LTD					a					
26, AVE. VYRONOS NICOSIA	357 22367367	357 22718567								
LEON DEPOLAS SECURITIES S.A.				a		a	a			
1, ΧΡΗΣΤΟΥ ΛΑΔΑ 1 ΑΘΗΝΑ	2103213276 -28									
MEGA EQUITY SECURITIES & FINANCIAL SERVICES PUBLIC LTD				a	a		a			
42-44, ΛΕΩΦ.ΓΡΙΒΑ ΔΙΓΕΝΗ 42-44	0035722711711									
MERIT SECURITIES S.A				a		a	a			a
5, ΣΟΦΟΚΛΕΟΥΣ 5 ΑΘΗΝΑ	2103671880									
MERRILL LYNCH INTERNATIONAL				a						
2, 2 KING EDWARD STREET LONDON	+44 20276281000									
N. CHRYSOCHOIDIS SECURITIES S.A.				a			a			a
7-9, ΣΟΦΟΚΛΕΟΥΣ 7-9 ΑΘΗΝΑ	2103213913									
NATIONAL BANK OF GREECE S.A.				a		a	a		a	
86, ΑΙΟΛΟΥ ΣΤΡ. ΑΘΗΝΑ	(210)-3341000	(210)-3228187								
68, ΑΚΑΔΙΜΙΑΣ ΣΤΡ. ΑΘΗΝΑ	(210)-3328817	(210)-3328678								
NATIONAL SECURITIES SINGLE MEMBER SA				a		a	a	a		
66, ΛΕΩΦΟΡΟΣ ΑΘΗΝΩΝ 128-132 & ΙΦΙΓΕΝΙΑΣ ΑΘΗΝΑ	2103328784									
NUNTIUS BROKERAGE AND INVESTMENT SERVICES S.A				a						
6, ΔΡΑΓΑΤΣΑΝΙΟΥ 6 ΑΘΗΝΑ	2103350599									
ONE PLUS CAPITAL LIMITED				a	a					
, 75 PRODROMOU AVENUE NICOSIA 1307	35722873760									
OPTIMA BANK S.A.				a		a	a	a	a	
, ΑΙΓΙΑΛΕΙΑΣ 32 & ΠΑΡΑΔΕΙΣΟΥ ΜΑΡΟΥΣΙ	210 8173000									
PANCRETA BANK S.A									a	
, ΙΚΑΡΟΥ 5	2810338746									
PANTELAKIS SECURITIES S.A.				a		a	a	a		
57, ΕΘΝΙΚΗΣ ΑΝΤΙΣΤΑΣΕΩΣ 57, ΚΤΙΠΙΟ Β CHALANDRI	2106965000									
PIRAEUS BANK S.A.				a			a		a	
, ΑΜΕΡΙΚΗΣ 4 ΑΘΗΝΑ	2103335000									
PIRAEUS SECURITIES S. A.				a		a	a	a		a
10, ΣΤΑΔΙΟΥ 10 ΑΘΗΝΑ	2103354100									
PROCHOICE SECURITIES LTD				a	a					
57, ΛΕΩΦ.ΣΠΥΡΟΥ ΚΥΠΡΙΑΝΟΥ 57, ΑΚΙΝΗΤΑ Φ	035724661192									
SHARELINK SECURITIES & FINANCIAL SERVICES LTD				a			a			
6, HOUSE-ΘΕΟΤΟΚΗ 6 ΜΕΓΑΡΟ ΕΛΜΗΝΑ	+357 22554200									
SOCIETE GENERALE S.A.				a	a		a			
, 17 COURS VALMY, CEDEX	+157290504									
SOLIDUS SECURITIES S.A				a			a			a
64, ΛΟΥΙΖΗΣ ΠΙΑΝΚΟΥΡ 64 ΑΘΗΝΑ	2106900600									
ST. EM. LAVRENTAKIS SECURITIES S.A.				a			a			
7-9, ΣΟΦΟΚΛΕΟΥΣ 7-9 ΑΘΗΝΑ	2103213336									
THE CYPRUS INVESTMENT & SECURITIES CORPORATION LTD				a	a					
154, 1 AG. PROKOPIΟΥ & POSIDONOS 1ST FLOOR	0035722121700									
UBS EUROPE SE				a	a					
, OPERNTURM, BOCKENHEIMER LANDSTRASSE 2-4	496921790									
UBS LIMITED					a					
1, FINSBURY AVENUE LONDON	+44 2075687135									

## List of Stocks under Market Making operations

Securities	Market Maker	Start Market Making	Stock Category	Suspension Status
MLS MULTIMEDIA SA (CR)				
	PIRAEUS SECURITIES S. A.	01/08/2019		
ALPHA ETF FTSE Athex Large Cap			Exchange Traded Funds (ETFs)	
	ALPHA FINANCE INVESTMENT SERVICES SINGLE MEMBER SA	02/01/1900		
	NATIONAL SECURITIES SINGLE MEMBER SA	02/01/1900		
ADMIE (IPTO) HOLDING S.A. (CR)			Main Market	
	EUROBANK EQUITIES INVESTMENT FIRM SINGLE MEMBER SA	24/05/2021		
	HELLENIC AMERICAN SECURITIES S.A.	09/03/2020		
	PIRAEUS SECURITIES S. A.	29/06/2017		
AEGEAN AIRLINES (CR)			Main Market	
	EUROBANK EQUITIES INVESTMENT FIRM SINGLE MEMBER SA	22/09/2020		
ALPHA SERVICES HOLD (CR)			Main Market	
	ALPHA FINANCE INVESTMENT SERVICES SINGLE MEMBER SA	29/02/2016		
	EUROBANK EQUITIES INVESTMENT FIRM SINGLE MEMBER SA	22/10/2006		
	GREENPOST TRADING EUROPE LTD	12/06/2023		
	HELLENIC AMERICAN SECURITIES S.A.	25/07/2014		
	LEON DEPOLAS SECURITIES S.A.	04/01/2016		
	MERIT SECURITIES S.A	03/09/2012		
	NATIONAL SECURITIES SINGLE MEMBER SA	02/01/1900		
	PIRAEUS SECURITIES S. A.	28/05/2009		
ALPHA TRUST (CR)			Main Market	
	EUROBANK EQUITIES INVESTMENT FIRM SINGLE MEMBER SA	06/02/2023		
	LEON DEPOLAS SECURITIES S.A.	04/01/2021		
ALUMIL (CR)			Main Market	
	PIRAEUS SECURITIES S. A.	31/07/2023		
ANDROMEDA SA (CR)			Main Market	
	BETA SECURITIES S.A.	15/02/2021		
	OPTIMA BANK S.A.	03/04/2023		
ATTICA BANK S.A. (CR)			Main Market	
	EUROXX SECURITIES S.A.	22/01/2016		
	PIRAEUS SECURITIES S. A.	20/09/2017		
AUSTRIACARD (CB)			Main Market	
	BETA SECURITIES S.A.	23/03/2023		
	EUROBANK EQUITIES INVESTMENT FIRM SINGLE MEMBER SA	15/05/2023		
AUTOHELLAS SA (CR)			Main Market	
	ALPHA FINANCE INVESTMENT SERVICES SINGLE MEMBER SA	01/07/2019		
	EUROXX SECURITIES S.A.	02/07/2018		
AVAX S.A. (CR)			Main Market	
	EUROBANK EQUITIES INVESTMENT FIRM SINGLE MEMBER SA	14/12/2015		
	OPTIMA BANK S.A.	04/09/2023		
	PIRAEUS SECURITIES S. A.	01/02/2021		
AVE (CR)			Main Market	
	EUROXX SECURITIES S.A.	05/06/2020		
BRIO PROPERTIES (CR)			Main Market	
	EUROBANK EQUITIES INVESTMENT FIRM SINGLE MEMBER SA	09/09/2019		
	LEON DEPOLAS SECURITIES S.A.	22/02/2021		
CC HBC AG (CR)			Main Market	
	BETA SECURITIES S.A.	08/03/2021		
	NATIONAL SECURITIES SINGLE MEMBER SA	02/01/1900		
	PIRAEUS SECURITIES S. A.	04/05/2015		
CENERGY HOLDINGS (CB)			Main Market	
	ALPHA FINANCE INVESTMENT SERVICES SINGLE MEMBER SA	02/01/2016		
	EUROBANK EQUITIES INVESTMENT FIRM SINGLE MEMBER SA	02/01/2016		
	OPTIMA BANK S.A.	14/03/2022		
	PANTELAKIS SECURITIES S.A.	27/12/2022		
CNL CAPITAL (CR)			Main Market	
	MERIT SECURITIES S.A	01/10/2018		
DIMAND (CR)			Main Market	
	ALPHA FINANCE INVESTMENT SERVICES SINGLE MEMBER SA	08/08/2022		
	EUROBANK EQUITIES INVESTMENT FIRM SINGLE MEMBER SA	08/08/2022		
	PANTELAKIS SECURITIES S.A.	15/05/2023		
EKTER SA (CR)			Main Market	
	BETA SECURITIES S.A.	26/09/2022		
	EUROBANK EQUITIES INVESTMENT FIRM SINGLE MEMBER SA	16/10/2017		
	LEON DEPOLAS SECURITIES S.A.	21/05/2018		
ELASTRON (CR)			Main Market	
	LEON DEPOLAS SECURITIES S.A.	20/02/2017		

## List of Stocks under Market Making operations

Securities	Stock Category
Market Maker	Start Market Making
<b>ELLAKTOR (CR)</b>	Main Market
ALPHA FINANCE INVESTMENT SERVICES SINGLE MEMBER SA	18/03/2019
EUROBANK EQUITIES INVESTMENT FIRM SINGLE MEMBER SA	01/06/2012
EUROXX SECURITIES S.A.	24/09/2018
NATIONAL SECURITIES SINGLE MEMBER SA	02/01/1900
PIRAEUS SECURITIES S. A.	22/10/2018
<b>ELTON SA (CR)</b>	Main Market
EUROBANK EQUITIES INVESTMENT FIRM SINGLE MEMBER SA	28/11/2022
OPTIMA BANK S.A.	30/01/2023
<b>ELVALHALCOR (CR)</b>	Main Market
ALPHA FINANCE INVESTMENT SERVICES SINGLE MEMBER SA	07/05/2018
BETA SECURITIES S.A.	09/01/2023
EUROBANK EQUITIES INVESTMENT FIRM SINGLE MEMBER SA	07/05/2018
<b>ENTERSOFT (CR)</b>	Main Market
ALPHA FINANCE INVESTMENT SERVICES SINGLE MEMBER SA	23/03/2023
EUROBANK EQUITIES INVESTMENT FIRM SINGLE MEMBER SA	22/06/2020
<b>EUROBANK HOLDINGS (CR)</b>	Main Market
ALPHA FINANCE INVESTMENT SERVICES SINGLE MEMBER SA	09/01/2006
EUROBANK EQUITIES INVESTMENT FIRM SINGLE MEMBER SA	01/06/2012
GREENPOST TRADING EUROPE LTD	12/06/2023
HELLENIC AMERICAN SECURITIES S.A.	25/07/2014
LEON DEPOLAS SECURITIES S.A.	30/11/2018
MERIT SECURITIES S.A	06/11/2017
NATIONAL SECURITIES SINGLE MEMBER SA	02/01/1900
PIRAEUS SECURITIES S. A.	28/09/2009
<b>EUROCONSULTANTS S.A. (CR)</b>	Main Market
OPTIMA BANK S.A.	01/02/2023
<b>EYDAP S.A. (CR)</b>	Main Market
ALPHA FINANCE INVESTMENT SERVICES SINGLE MEMBER SA	27/01/2020
EUROBANK EQUITIES INVESTMENT FIRM SINGLE MEMBER SA	10/06/2019
<b>FOURLIS (CR)</b>	Main Market
EUROBANK EQUITIES INVESTMENT FIRM SINGLE MEMBER SA	01/12/2016
PIRAEUS SECURITIES S. A.	06/03/2017
<b>GEK TERNA (CR)</b>	Main Market
BETA SECURITIES S.A.	08/03/2021
EUROBANK EQUITIES INVESTMENT FIRM SINGLE MEMBER SA	24/05/2021
PIRAEUS SECURITIES S. A.	29/08/2019
<b>GR. SARANTIS S.A. (CR)</b>	Main Market
BETA SECURITIES S.A.	14/05/2012
EUROBANK EQUITIES INVESTMENT FIRM SINGLE MEMBER SA	24/10/2016
<b>HELLENIC EXCHANGES-A.S.E. (CR)</b>	Main Market
HELLENIC AMERICAN SECURITIES S.A.	01/09/2014
NATIONAL SECURITIES SINGLE MEMBER SA	02/01/1900
PIRAEUS SECURITIES S. A.	04/05/2015
<b>HELLENIQ ENERGY (CR)</b>	Main Market
ALPHA FINANCE INVESTMENT SERVICES SINGLE MEMBER SA	07/11/2023
EUROBANK EQUITIES INVESTMENT FIRM SINGLE MEMBER SA	01/11/2023
HELLENIC AMERICAN SECURITIES S.A.	14/09/2015
PIRAEUS SECURITIES S. A.	20/03/2017
<b>IDEAL HOLDINGS (CR)</b>	Main Market
EUROBANK EQUITIES INVESTMENT FIRM SINGLE MEMBER SA	07/06/2021
PIRAEUS SECURITIES S. A.	07/06/2021
<b>INTERCONTINENTAL (CR)</b>	Main Market
LEON DEPOLAS SECURITIES S.A.	03/06/2019
<b>INTERLIFE G.C.I.(CR)</b>	Main Market
BETA SECURITIES S.A.	24/10/2022
<b>INTERWOOD-XYLEMPORIA (CR)</b>	Main Market
EUROBANK EQUITIES INVESTMENT FIRM SINGLE MEMBER SA	05/07/2021
PANTELAKIS SECURITIES S.A.	01/07/2021
<b>INTRAKAT (CR)</b>	Main Market
BETA SECURITIES S.A.	04/10/2021
PANTELAKIS SECURITIES S.A.	10/10/2022
<b>JUMBO SA (CR)</b>	Main Market
BETA SECURITIES S.A.	01/02/2021
EUROBANK EQUITIES INVESTMENT FIRM SINGLE MEMBER SA	25/05/2020
GREENPOST TRADING EUROPE LTD	12/06/2023
MERIT SECURITIES S.A	06/11/2017
PIRAEUS SECURITIES S. A.	06/03/2017

## List of Stocks under Market Making operations

Securities	Stock Category
Market Maker	Start Market Making
<b>KLOUKINAS - LAPPAS SA (CR)</b>	Main Market
OPTIMA BANK S.A.	02/01/2023
<b>KRI-KRI S.A. (CR)</b>	Main Market
EUROBANK EQUITIES INVESTMENT FIRM SINGLE MEMBER SA	07/05/2018
LEON DEPOLAS SECURITIES S.A.	16/01/2017
<b>LAMDA DEVELOPMENT SA (CR)</b>	Main Market
EUROBANK EQUITIES INVESTMENT FIRM SINGLE MEMBER SA	08/12/2014
PANTELAKIS SECURITIES S.A.	06/11/2017
PIRAEUS SECURITIES S. A.	29/06/2017
<b>LAMPSA HOTEL SA (CR)</b>	Main Market
LEON DEPOLAS SECURITIES S.A.	16/01/2017
<b>MIG (CR)</b>	Main Market
PIRAEUS SECURITIES S. A.	02/02/2009
<b>MOTODYNAMICS S.A. (CR)</b>	Main Market
OPTIMA BANK S.A.	25/08/2023
<b>MOTOR OIL (CR)</b>	Main Market
BETA SECURITIES S.A.	08/03/2021
EUROBANK EQUITIES INVESTMENT FIRM SINGLE MEMBER SA	22/10/2006
GREENPOST TRADING EUROPE LTD	12/06/2023
LEON DEPOLAS SECURITIES S.A.	01/04/2019
MERIT SECURITIES S.A	25/02/2019
NATIONAL SECURITIES SINGLE MEMBER SA	02/01/1900
PIRAEUS SECURITIES S. A.	04/05/2015
<b>MPLE KEDROS (CR)</b>	Main Market
OPTIMA BANK S.A.	16/10/2023
OPTIMA BANK S.A.	08/11/2023
<b>MYTILINEOS (CR)</b>	Main Market
ALPHA FINANCE INVESTMENT SERVICES SINGLE MEMBER SA	15/04/2019
BETA SECURITIES S.A.	11/04/2022
EUROBANK EQUITIES INVESTMENT FIRM SINGLE MEMBER SA	20/09/2017
GREENPOST TRADING EUROPE LTD	12/06/2023
MERIT SECURITIES S.A	25/02/2019
NATIONAL SECURITIES SINGLE MEMBER SA	02/01/1900
PIRAEUS SECURITIES S. A.	04/05/2015
<b>NATIONAL BANK (CR)</b>	Main Market
ALPHA FINANCE INVESTMENT SERVICES SINGLE MEMBER SA	09/01/2006
EUROBANK EQUITIES INVESTMENT FIRM SINGLE MEMBER SA	22/10/2006
GREENPOST TRADING EUROPE LTD	12/06/2023
HELLENIC AMERICAN SECURITIES S.A.	25/07/2014
LEON DEPOLAS SECURITIES S.A.	20/05/2015
MERIT SECURITIES S.A	03/09/2012
NATIONAL SECURITIES SINGLE MEMBER SA	02/01/1900
PIRAEUS SECURITIES S. A.	08/09/2008
<b>OPAP (CR)</b>	Main Market
ALPHA FINANCE INVESTMENT SERVICES SINGLE MEMBER SA	09/01/2006
BETA SECURITIES S.A.	11/04/2022
EUROBANK EQUITIES INVESTMENT FIRM SINGLE MEMBER SA	22/10/2006
GREENPOST TRADING EUROPE LTD	12/06/2023
HELLENIC AMERICAN SECURITIES S.A.	25/07/2014
MERIT SECURITIES S.A	20/03/2017
NATIONAL SECURITIES SINGLE MEMBER SA	02/01/1900
PIRAEUS SECURITIES S. A.	04/05/2015
<b>OPTIMA BANK (CR)</b>	Main Market
OPTIMA BANK S.A.	06/11/2023
<b>OTE (CR)</b>	Main Market
ALPHA FINANCE INVESTMENT SERVICES SINGLE MEMBER SA	09/01/2006
BETA SECURITIES S.A.	11/04/2022
EUROBANK EQUITIES INVESTMENT FIRM SINGLE MEMBER SA	22/10/2006
GREENPOST TRADING EUROPE LTD	12/06/2023
HELLENIC AMERICAN SECURITIES S.A.	25/07/2014
LEON DEPOLAS SECURITIES S.A.	20/04/2015
MERIT SECURITIES S.A	20/03/2017
NATIONAL SECURITIES SINGLE MEMBER SA	02/01/1900
PIRAEUS SECURITIES S. A.	08/09/2008
<b>P.P.A. S.A. (CR)</b>	Main Market
EUROBANK EQUITIES INVESTMENT FIRM SINGLE MEMBER SA	06/02/2019
<b>PAPOUTSANIS (CR)</b>	Main Market
ALPHA FINANCE INVESTMENT SERVICES SINGLE MEMBER SA	19/11/2018
BETA SECURITIES S.A.	25/11/2013

## List of Stocks under Market Making operations

Securities	Stock Category
Market Maker	Start Market Making
<b>PETROPOULOS PETROS (CR)</b>	<b>Main Market</b>
EUROBANK EQUITIES INVESTMENT FIRM SINGLE MEMBER SA	01/04/2019
PANTELAKIS SECURITIES S.A.	16/03/2020
<b>PIRAEUS FINANCIAL HOLD (CR)</b>	<b>Main Market</b>
ALPHA FINANCE INVESTMENT SERVICES SINGLE MEMBER SA	15/04/2019
EUROBANK EQUITIES INVESTMENT FIRM SINGLE MEMBER SA	22/10/2006
EUROXX SECURITIES S.A.	15/02/2016
GREENPOST TRADING EUROPE LTD	12/06/2023
HELLENIC AMERICAN SECURITIES S.A.	25/07/2014
LEON DEPOLAS SECURITIES S.A.	30/11/2018
MERIT SECURITIES S.A	16/09/2013
NATIONAL SECURITIES SINGLE MEMBER SA	02/01/1900
PIRAEUS SECURITIES S. A.	16/02/2009
<b>PPC (CR)</b>	<b>Main Market</b>
ALPHA FINANCE INVESTMENT SERVICES SINGLE MEMBER SA	09/01/2006
BETA SECURITIES S.A.	01/02/2021
EUROBANK EQUITIES INVESTMENT FIRM SINGLE MEMBER SA	22/10/2006
GREENPOST TRADING EUROPE LTD	12/06/2023
HELLENIC AMERICAN SECURITIES S.A.	01/09/2014
MERIT SECURITIES S.A	06/11/2017
NATIONAL SECURITIES SINGLE MEMBER SA	02/01/1900
PIRAEUS SECURITIES S. A.	28/09/2009
<b>PREMIA (CR)</b>	<b>Main Market</b>
BETA SECURITIES S.A.	01/06/2021
LEON DEPOLAS SECURITIES S.A.	05/12/2022
PANTELAKIS SECURITIES S.A.	23/12/2021
<b>PROFILE SA (CR)</b>	<b>Main Market</b>
OPTIMA BANK S.A.	03/04/2023
PANTELAKIS SECURITIES S.A.	01/07/2019
<b>QUALITY &amp; RELIABILITY SA (CR)</b>	<b>Main Market</b>
OPTIMA BANK S.A.	03/01/2023
<b>QUEST HOLDINGS (CR)</b>	<b>Main Market</b>
BETA SECURITIES S.A.	26/03/2018
EUROBANK EQUITIES INVESTMENT FIRM SINGLE MEMBER SA	28/01/2019
<b>REVOIL (CR)</b>	<b>Main Market</b>
BETA SECURITIES S.A.	26/06/2023
<b>SIDMA STEEL (CR)</b>	<b>Main Market</b>
OPTIMA BANK S.A.	25/05/2023
<b>SPACE HELLAS SA (CR)</b>	<b>Main Market</b>
MERIT SECURITIES S.A	09/12/2022
<b>TECHNICAL OLYMPIC SA (CR)</b>	<b>Main Market</b>
OPTIMA BANK S.A.	05/07/2023
<b>TERNA ENERGY (CR)</b>	<b>Main Market</b>
EUROBANK EQUITIES INVESTMENT FIRM SINGLE MEMBER SA	24/05/2021
PIRAEUS SECURITIES S. A.	09/12/2019
<b>THRACE PLASTICS SA (CR)</b>	<b>Main Market</b>
ALPHA FINANCE INVESTMENT SERVICES SINGLE MEMBER SA	26/03/2018
EUROBANK EQUITIES INVESTMENT FIRM SINGLE MEMBER SA	26/03/2018
<b>TITAN CEMENT (CB)</b>	<b>Main Market</b>
BETA SECURITIES S.A.	01/02/2021
EUROBANK EQUITIES INVESTMENT FIRM SINGLE MEMBER SA	06/11/2019
PIRAEUS SECURITIES S. A.	18/01/2021
<b>TRADE ESTATES REIC (CR)</b>	<b>Main Market</b>
EUROBANK EQUITIES INVESTMENT FIRM SINGLE MEMBER SA	08/11/2023
EUROBANK EQUITIES INVESTMENT FIRM SINGLE MEMBER SA	10/11/2023
PANTELAKIS SECURITIES S.A.	10/11/2023
PANTELAKIS SECURITIES S.A.	08/11/2023
<b>TZIRAKIAN PROFIL (CR)</b>	<b>Main Market</b>
LEON DEPOLAS SECURITIES S.A.	19/07/2021
<b>VIOHALCO SA/NV (CB)</b>	<b>Main Market</b>
ALPHA FINANCE INVESTMENT SERVICES SINGLE MEMBER SA	11/03/2008
EUROBANK EQUITIES INVESTMENT FIRM SINGLE MEMBER SA	04/03/2014
MERIT SECURITIES S.A	17/03/2014

Underlying Asset				Derivatives Market													
Price max	Price min	Closing price	change	Delivery Month	Open price	Price max	Price min	Last price	Closing price	Last Bid	Last Ask	Fixing price*	Life high	Life low	Trades	Volume	Open Interest
<b>FTSE/Athex Large Cap</b>				(Trade Unit: 1 Index Point x 2E, Cash Settlement)													
3,078.97	3,059.31	3,078.97	0.23%	December 2023	3,070.00	3,083.75	3,055.00	3,083.75	3,083.75	---	---	---	3,119.00	---	85	343	3,191
				January 2024	3,060.25	3,080.00	3,060.25	3,080.00	3,080.00	---	---	---	3,112.25	---	11	66	254
				February 2024	---	---	---	---	3,084.00	---	---	---	---	---	---	---	---
				March 2024	---	---	---	---	3,088.75	---	---	---	---	---	---	---	---
				June 2024	---	---	---	---	3,105.50	---	---	---	---	---	---	---	---
				September 2024	---	---	---	---	3,121.00	---	---	---	---	---	---	---	---
<b>FTSE/Athex Banks</b>				(Trade Unit: 1 Index Point x 15E, Cash Settlement)													
1,037.07	1,026.18	1,030.25	-0.48%	December 2023	---	---	---	---	1,049.75	---	---	---	1,075.00	---	---	---	1,535
				March 2024	---	---	---	---	1,040.75	---	---	---	---	---	---	---	---
				June 2024	---	---	---	---	1,046.50	---	---	---	---	---	---	---	---
				September 2024	---	---	---	---	1,051.75	---	---	---	---	---	---	---	---
<b>MSCI GREECE REBASED</b>				(Trade Unit: 1 Index Point x 2E, Cash Settlement)													
4,907.37	4,874.22	4,906.12	0.24%	December 2023	---	---	---	---	5,071.50	---	---	---	5,019.75	---	---	---	104
				January 2024	---	---	---	---	4,863.75	---	---	---	4,683.25	---	---	---	---
				February 2024	---	---	---	---	4,913.75	---	---	---	---	---	---	---	---
				March 2024	---	---	---	---	4,921.50	---	---	---	---	---	---	---	---
				April 2024	---	---	---	---	4,931.00	---	---	---	---	---	---	---	---
				May 2024	---	---	---	---	4,938.50	---	---	---	---	---	---	---	---
				June 2024	---	---	---	---	4,948.00	---	---	---	---	---	---	---	---
				September 2024	---	---	---	---	4,972.75	---	---	---	---	---	---	---	---

Derivatives notes

Fixing prices and final open positions can be retrieved from the following path <http://www.helex.gr/el/web/guest/statistics-end-of-day-derivatives>

Underlying Asset				Derivatives Market													
Price max	Price min	Closing price	change	Delivery Month	Open price	Price max	Price min	Last price	Closing price	Last Bid	Last Ask	Fixing price*	Life high	Life low	Trades	Volume	Open Interest
<b>ADMIE (IPTO) HOLDING S.A. (CR)</b>				(Contract Size: 100 Securities, Physical Delivery)													
2.3	2.23	2.245	-1.54%	December 2023	2.29	2.29	2.24	2.25	2.25	---	---	---	2.42	---	23	207	23,458
				March 2024	2.29	2.30	2.27	2.28	2.28	---	---	---	2.30	---	23	256	702
				June 2024	---	---	---	---	2.30	---	---	---	---	---	---	---	---
				September 2024	---	---	---	---	2.32	---	---	---	---	---	---	---	---
<b>AEGEAN AIRLINES (CR)</b>				(Contract Size: 100 Securities, Physical Delivery)													
11.94	11.6	11.78	0.86%	December 2023	11.80	11.88	11.73	11.78	11.78	---	---	---	13.64	---	28	81	5,317
				March 2024	12.01	12.03	11.91	11.91	11.91	---	---	---	12.14	---	44	121	1,222
				June 2024	---	---	---	---	11.81	---	---	---	---	---	---	---	---
				September 2024	---	---	---	---	11.87	---	---	---	---	---	---	---	---
<b>ALPHA SERVICES HOLD (CR)</b>				(Contract Size: 100 Securities, Physical Delivery)													
1.508	1.482	1.485	-1.53%	December 2023	1.50	1.50	1.48	1.49	1.49	---	---	---	1.65	---	95	8,046	179,324
				March 2024	1.52	1.52	1.50	1.51	1.51	---	---	---	1.60	---	215	7,376	14,036
				June 2024	---	---	---	---	1.48	---	---	---	1.47	---	---	---	---
				September 2024	---	---	---	---	1.53	---	---	---	---	---	---	---	---
<b>AUTOHELLAS SA (CR)</b>				(Contract Size: 100 Securities, Physical Delivery)													
12.68	12.38	12.68	0.63%	December 2023	12.50	12.50	12.48	12.48	12.48	---	---	---	14.22	---	2	2	193
				March 2024	12.51	12.51	12.51	12.51	12.51	---	---	---	12.51	---	1	1	1
				June 2024	---	---	---	---	12.74	---	---	---	---	---	---	---	---
				September 2024	---	---	---	---	12.80	---	---	---	---	---	---	---	---
<b>AVAX S.A. (CR)</b>				(Contract Size: 100 Securities, Physical Delivery)													
1.59	1.54	1.54	-2.16%	December 2023	1.57	1.57	1.54	1.54	1.54	---	---	---	1.63	---	22	175	1,065
				March 2024	1.60	1.61	1.58	1.58	1.58	---	---	---	1.65	---	4	23	223
				June 2024	---	---	---	---	1.59	---	---	---	---	---	---	---	---
				September 2024	---	---	---	---	1.60	---	---	---	---	---	---	---	---
<b>CC HBC AG (CR)</b>				(Contract Size: 100 Securities, Physical Delivery)													
26.6	26.2	26.58	1.30%	December 2023	26.20	26.58	26.20	26.58	26.58	---	---	---	27.19	---	17	25	328
				March 2024	26.41	26.41	26.41	26.41	26.41	---	---	---	26.42	---	1	5	92
				June 2024	---	---	---	---	26.53	---	---	---	---	---	---	---	---
				September 2024	---	---	---	---	26.66	---	---	---	---	---	---	---	---
<b>CENERGY HOLDINGS (CB)</b>				(Contract Size: 100 Securities, Physical Delivery)													
7.02	6.91	7	0.58%	December 2023	7.00	7.01	7.00	7.00	7.00	---	---	---	7.22	---	14	86	4,528
				March 2024	7.13	7.13	7.13	7.13	7.13	---	---	---	7.13	---	1	20	225
				June 2024	---	---	---	---	7.04	---	---	---	---	---	---	---	---
				September 2024	---	---	---	---	7.07	---	---	---	---	---	---	---	---

Derivatives notes

Fixing prices and final open positions can be retrieved from the following path <http://www.helex.gr/el/web/guest/statistics-end-of-day-derivatives>



Underlying Asset				Derivatives Market														
Price max	Price min	Closing price	change	Delivery Month	Open price	Price max	Price min	Last price	Closing price	Last Bid	Last Ask	Fixing price*	Life high	Life low	Trades	Volume	Open Interest	
<b>ELLAKTOR (CR)</b>																		
2.32	2.19	2.31	4.52%															(Contract Size: 100 Securities, Physical Delivery)
				December 2023	2.20	2.34	2.20	2.34	2.34	---	---	---	2.34	---	40	182	904	
				March 2024	2.28	2.36	2.28	2.36	2.36	---	---	---	2.36	---	25	82	186	
				June 2024	---	---	---	---	2.23	---	---	---	---	---	---	---	---	
				September 2024	---	---	---	---	2.25	---	---	---	---	---	---	---	---	
<b>ELVALHALCOR (CR)</b>																		
1.896	1.86	1.88	-0.11%															(Contract Size: 100 Securities, Physical Delivery)
				December 2023	1.87	1.90	1.86	1.90	1.90	---	---	---	2.09	---	43	154	1,411	
				March 2024	---	---	---	---	1.94	---	---	---	1.94	---	---	---	63	
				June 2024	---	---	---	---	1.90	---	---	---	---	---	---	---	---	
				September 2024	---	---	---	---	1.91	---	---	---	---	---	---	---	---	
<b>EUROBANK HOLDINGS (CR)</b>																		
1.618	1.59	1.6085	0.22%															(Contract Size: 100 Securities, Physical Delivery)
				December 2023	1.60	1.61	1.59	1.61	1.61	---	---	---	1.70	---	15	190	28,499	
				March 2024	1.59	1.61	1.59	1.61	1.61	---	---	---	1.70	---	17	235	372	
				June 2024	---	---	---	---	1.62	---	---	---	---	---	---	---	---	
				September 2024	---	---	---	---	1.63	---	---	---	---	---	---	---	---	
<b>EYDAP S.A. (CR)</b>																		
6.26	6.16	6.2	-0.32%															(Contract Size: 100 Securities, Physical Delivery)
				December 2023	6.21	6.23	6.21	6.23	6.23	---	---	---	6.52	---	7	100	2,425	
				March 2024	6.33	6.35	6.25	6.25	6.25	---	---	---	6.35	---	10	129	228	
				June 2024	---	---	---	---	6.29	---	---	---	---	---	---	---	---	
				September 2024	---	---	---	---	6.32	---	---	---	---	---	---	---	---	
<b>FOURLIS (CR)</b>																		
4.16	4.07	4.09	-0.24%															(Contract Size: 100 Securities, Physical Delivery)
				December 2023	4.11	4.11	4.11	4.11	4.11	---	---	---	4.65	---	1	2	1,016	
				March 2024	4.16	4.16	4.16	4.16	4.16	---	---	---	4.18	---	5	22	5	
				June 2024	---	---	---	---	4.14	---	---	---	---	---	---	---	---	
				September 2024	---	---	---	---	4.17	---	---	---	---	---	---	---	---	
<b>GEK TERNA (CR)</b>																		
13.24	13.04	13.14	-0.76%															(Contract Size: 100 Securities, Physical Delivery)
				December 2023	13.19	13.19	13.10	13.13	13.13	---	---	---	13.79	---	20	53	6,227	
				March 2024	---	---	---	---	13.34	---	---	---	13.23	---	---	---	3	
				June 2024	---	---	---	---	13.38	---	---	---	---	---	---	---	---	
				September 2024	---	---	---	---	13.45	---	---	---	---	---	---	---	---	
<b>HELLENIC EXCHANGES-A.S.E. (CR)</b>																		
5.35	5.26	5.35	0.19%															(Contract Size: 100 Securities, Physical Delivery)
				December 2023	5.33	5.33	5.30	5.32	5.32	---	---	---	5.54	---	15	151	7,826	
				March 2024	5.40	5.40	5.38	5.38	5.38	---	---	---	5.62	---	5	93	1,826	
				June 2024	---	---	---	---	5.40	---	---	---	---	---	---	---	---	
				September 2024	---	---	---	---	5.43	---	---	---	---	---	---	---	---	

Derivatives notes

Fixing prices and final open positions can be retrieved from the following path <http://www.helex.gr/el/web/guest/statistics-end-of-day-derivatives>

Underlying Asset				Derivatives Market													
Price max	Price min	Closing price	change	Delivery Month	Open price	Price max	Price min	Last price	Closing price	Last Bid	Last Ask	Fixing price*	Life high	Life low	Trades	Volume	Open Interest
<b>HELLENiQ ENERGY (CR)</b>				(Contract Size: 100 Securities, Physical Delivery)													
7.5	7.25	7.27	-5.58%	December 2023	7.51	7.51	7.25	7.26	7.26	---	---	---	8.01	---	272	1,560	1,862
				March 2024	7.37	7.37	7.11	7.18	7.18	---	---	---	7.88	---	220	977	467
				June 2024	---	---	---	---	7.78	---	---	---	---	---	---	---	---
				September 2024	---	---	---	---	7.82	---	---	---	---	---	---	---	---
<b>INTRACOM HOLDINGS (CR)</b>				(Contract Size: 100 Securities, Physical Delivery)													
3.105	3.03	3.05	-0.33%	December 2023	3.08	3.08	3.03	3.06	3.06	---	---	---	3.14	---	28	196	5,694
				March 2024	3.16	3.16	3.07	3.08	3.08	---	---	---	3.19	---	23	136	1,339
				June 2024	---	---	---	---	3.09	---	---	---	---	---	---	---	---
				September 2024	---	---	---	---	3.11	---	---	---	---	---	---	---	---
<b>INTRAKAT (CR)</b>				(Contract Size: 100 Securities, Physical Delivery)													
3.83	3.75	3.82	0.53%	December 2023	3.80	3.80	3.76	3.80	3.80	---	---	---	3.80	---	77	562	5,368
				March 2024	3.81	3.82	3.80	3.81	3.81	---	---	---	3.82	---	16	141	4,985
				June 2024	---	---	---	---	3.84	---	---	---	---	---	---	---	---
				September 2024	---	---	---	---	3.86	---	---	---	---	---	---	---	---
<b>JUMBO SA (CR)</b>				(Contract Size: 100 Securities, Physical Delivery)													
25.5	24.9	25.5	2.00%	December 2023	24.93	25.48	24.93	25.48	25.48	---	---	---	28.13	---	103	326	1,305
				March 2024	25.12	25.58	25.12	25.46	25.46	---	---	---	25.58	---	12	76	195
				June 2024	---	---	---	---	25.27	---	---	---	---	---	---	---	---
				September 2024	---	---	---	---	25.40	---	---	---	---	---	---	---	---
<b>LAMDA DEVELOPMENT SA (CR)</b>				(Contract Size: 100 Securities, Physical Delivery)													
6.91	6.785	6.8	-1.45%	December 2023	6.90	6.90	6.82	6.84	6.84	---	---	---	6.97	---	8	12	5,309
				March 2024	6.94	7.00	6.90	6.92	6.92	---	---	---	7.09	---	24	48	342
				June 2024	---	---	---	---	6.98	---	---	---	---	---	---	---	---
				September 2024	---	---	---	---	7.01	---	---	---	---	---	---	---	---
<b>MIG (CR)</b>				(Contract Size: 100 Securities, Physical Delivery)													
5.28	5.08	5.18	1.17%	December 2023	5.18	5.24	5.17	5.17	5.17	---	---	---	5.25	---	7	23	123
				March 2024	5.18	5.21	5.10	5.12	5.12	---	---	---	5.30	---	6	20	34
				June 2024	---	---	---	---	5.18	---	---	---	---	---	---	---	---
				September 2024	---	---	---	---	5.20	---	---	---	---	---	---	---	---
<b>MOTOR OIL (CR)</b>				(Contract Size: 100 Securities, Physical Delivery)													
24.86	24.14	24.86	2.73%	December 2023	24.15	24.54	24.15	24.54	24.54	---	---	---	24.89	---	32	79	757
				March 2024	24.41	24.42	24.40	24.40	24.40	---	---	---	24.75	---	3	3	196
				June 2024	---	---	---	---	24.46	---	---	---	---	---	---	---	---
				September 2024	---	---	---	---	24.59	---	---	---	---	---	---	---	---

Derivatives notes

Fixing prices and final open positions can be retrieved from the following path <http://www.helex.gr/el/web/guest/statistics-end-of-day-derivatives>

Underlying Asset				Derivatives Market													
Price max	Price min	Closing price	change	Delivery Month	Open price	Price max	Price min	Last price	Closing price	Last Bid	Last Ask	Fixing price*	Life high	Life low	Trades	Volume	Open Interest
<b>MYTILINEOS (CR)</b>				(Contract Size: 100 Securities, Physical Delivery)													
36.16	35.86	36	-0.28%	December 2023	36.08	36.08	35.97	36.00	36.00	---	---	---	38.12	---	34	101	3,009
				March 2024	36.40	36.61	36.40	36.46	36.46	---	---	---	37.20	---	21	32	320
				June 2024	---	---	---	---	36.50	---	---	---	---	---	---	---	---
				September 2024	---	---	---	---	36.68	---	---	---	---	---	---	---	---
<b>NATIONAL BANK (CR)</b>				(Contract Size: 100 Securities, Physical Delivery)													
6.03	5.95	5.956	-0.73%	December 2023	6.01	6.03	5.96	5.98	5.98	---	---	---	6.43	---	237	2,763	27,373
				March 2024	6.08	6.08	6.03	6.03	6.03	---	---	---	6.30	---	112	772	1,953
				June 2024	---	---	---	---	6.07	---	---	---	---	---	---	---	---
				September 2024	---	---	---	---	6.10	---	---	---	---	---	---	---	---
<b>OPAP (CR)</b>				(Contract Size: 100 Securities, Physical Delivery)													
14.86	14.64	14.86	1.99%	December 2023	14.73	14.87	14.67	14.87	14.87	---	---	---	16.20	---	59	346	1,888
				March 2024	14.74	14.86	14.74	14.77	14.77	---	---	---	14.98	---	6	28	104
				June 2024	---	---	---	---	14.73	---	---	---	---	---	---	---	---
				September 2024	---	---	---	---	14.80	---	---	---	---	---	---	---	---
<b>OPTIMA BANK (CR)</b>				(Contract Size: 100 Securities, Physical Delivery)													
7.73	7.65	7.7	0.00%	December 2023	7.64	7.64	7.58	7.60	7.60	---	---	---	7.86	---	5	25	82
				March 2024	---	---	---	---	7.71	---	---	---	7.67	---	---	---	5
				June 2024	---	---	---	---	7.78	---	---	---	---	---	---	---	---
				September 2024	---	---	---	---	7.82	---	---	---	---	---	---	---	---
<b>OTE (CR)</b>				(Contract Size: 100 Securities, Physical Delivery)													
13.36	13.14	13.3	0.23%	December 2023	13.22	13.35	13.22	13.35	13.35	---	---	---	14.17	---	48	112	7,679
				March 2024	13.40	13.40	13.36	13.36	13.36	---	---	---	13.69	---	2	6	119
				June 2024	---	---	---	---	13.42	---	---	---	---	---	---	---	---
				September 2024	---	---	---	---	13.48	---	---	---	---	---	---	---	---
<b>P.P.A. S.A. (CR)</b>				(Contract Size: 100 Securities, Physical Delivery)													
23.65	22.8	22.9	-3.17%	December 2023	23.10	23.10	23.10	23.10	23.10	---	---	---	23.97	---	3	6	128
				March 2024	---	---	---	---	24.20	---	---	---	24.25	---	---	---	31
				June 2024	---	---	---	---	23.91	---	---	---	---	---	---	---	---
				September 2024	---	---	---	---	24.03	---	---	---	---	---	---	---	---
<b>PIRAEUS FINANCIAL HOLD (CR)</b>				(Contract Size: 100 Securities, Physical Delivery)													
3.142	3.08	3.126	0.32%	December 2023	3.12	3.13	3.08	3.12	3.12	---	---	---	3.36	---	110	3,416	67,693
				March 2024	3.15	3.16	3.12	3.15	3.15	---	---	---	3.32	---	56	1,612	3,598
				June 2024	---	---	---	---	3.15	---	---	---	---	---	---	---	---
				September 2024	---	---	---	---	3.17	---	---	---	---	---	---	---	---

Derivatives notes

Fixing prices and final open positions can be retrieved from the following path <http://www.helex.gr/el/web/guest/statistics-end-of-day-derivatives>

Underlying Asset				Derivatives Market													
Price max	Price min	Closing price	change	Delivery Month	Open price	Price max	Price min	Last price	Closing price	Last Bid	Last Ask	Fixing price*	Life high	Life low	Trades	Volume	Open Interest
<b>PPC (CR)</b>				(Contract Size: 100 Securities, Physical Delivery)													
10.85	10.74	10.8	-0.46%	December 2023	10.85	10.85	10.74	10.80	10.80	---	---	---	10.92	---	90	3,785	23,400
				March 2024	10.99	11.03	10.93	10.99	10.99	---	---	---	11.10	---	84	3,507	3,172
				June 2024	---	---	---	---	10.97	---	---	---	---	---	---	---	---
				September 2024	---	---	---	---	11.02	---	---	---	---	---	---	---	---
<b>QUEST HOLDINGS (CR)</b>				(Contract Size: 100 Securities, Physical Delivery)													
5.73	5.58	5.64	-1.74%	December 2023	5.58	5.63	5.58	5.63	5.63	---	---	---	6.25	---	2	2	103
				March 2024	---	---	---	---	5.73	---	---	---	5.67	---	---	---	1
				June 2024	---	---	---	---	5.80	---	---	---	---	---	---	---	---
				September 2024	---	---	---	---	5.83	---	---	---	---	---	---	---	---
<b>TERNA ENERGY (CR)</b>				(Contract Size: 100 Securities, Physical Delivery)													
15.63	15.49	15.52	-0.51%	December 2023	15.65	15.65	15.52	15.52	15.52	---	---	---	17.23	---	28	176	14,846
				March 2024	15.80	15.89	15.76	15.76	15.76	---	---	---	16.29	---	33	198	899
				June 2024	---	---	---	---	15.77	---	---	---	---	---	---	---	---
				September 2024	---	---	---	---	15.85	---	---	---	---	---	---	---	---
<b>TITAN CEMENT (CB)</b>				(Contract Size: 100 Securities, Physical Delivery)													
19.88	19.66	19.7	-0.60%	December 2023	19.67	19.72	19.67	19.70	19.70	---	---	---	19.96	---	5	5	491
				March 2024	19.87	19.87	19.85	19.85	19.85	---	---	---	19.99	---	2	2	167
				June 2024	---	---	---	---	20.04	---	---	---	---	---	---	---	---
				September 2024	---	---	---	---	20.14	---	---	---	---	---	---	---	---
<b>VIOHALCO SA/NV (CB)</b>				(Contract Size: 100 Securities, Physical Delivery)													
5.39	5.3	5.35	0.56%	December 2023	5.40	5.40	5.30	5.35	5.35	---	---	---	6.66	---	38	214	4,553
				March 2024	5.43	5.45	5.41	5.43	5.43	---	---	---	5.62	---	18	85	384
				June 2024	---	---	---	---	5.38	---	---	---	---	---	---	---	---
				September 2024	---	---	---	---	5.41	---	---	---	---	---	---	---	---

Derivatives notes

Fixing prices and final open positions can be retrieved from the following path <http://www.helex.gr/el/web/guest/statistics-end-of-day-derivatives>

FTSE/Athex Large Cap

(Trade Unit: 1 Index Point x 2€ - Exercise Style: European, Cash Settlement)

Call Options															Put Options																					
December 2023								January 2024								Other Months		December 2023								January 2024								Other Months		Exercise Price
Open price	Price max	Price min	Last price	Closing price	Volume	Open Interest	Open price	Price max	Price min	Last price	Closing price	Volume	Open Interest	Volume	Open Interest	Open price	Price max	Price min	Last price	Closing price	Volume	Open Interest	Open price	Price max	Price min	Last price	Closing price	Volume	Open Interest	Volume	Open Interest					
1,975	0.00	0.00	0.00	-	1,084.00	-	-	-	-	-	-	-	-	-	-	0.00	0.00	0.00	-	0.01	-	-	-	-	-	-	-	-	-	-	-	1,975				
2,000	0.00	0.00	0.00	-	1,059.00	-	-	-	-	-	-	-	-	-	-	0.00	0.00	0.00	-	0.01	-	-	-	-	-	-	-	-	-	-	-	2,000				
2,050	0.00	0.00	0.00	-	1,009.00	-	-	-	-	-	-	-	-	-	-	0.00	0.00	0.00	-	0.01	-	-	-	-	-	-	-	-	-	-	-	2,050				
2,100	0.00	0.00	0.00	-	959.00	-	-	-	-	-	-	-	-	-	-	0.00	0.00	0.00	-	0.01	-	-	-	-	-	-	-	-	-	-	-	2,100				
2,150	0.00	0.00	0.00	-	909.00	-	-	-	-	-	-	-	-	-	-	0.00	0.00	0.00	-	0.01	-	-	-	-	-	-	-	-	-	-	-	2,150				
2,200	0.00	0.00	0.00	-	859.00	-	-	-	-	-	-	-	-	-	-	0.00	0.00	0.00	-	0.01	-	-	-	-	-	-	-	-	-	-	-	2,200				
2,250	0.00	0.00	0.00	-	809.00	-	-	-	-	-	-	-	-	-	-	0.00	0.00	0.00	-	0.02	-	-	-	-	-	-	-	-	-	-	-	2,250				
2,300	0.00	0.00	0.00	-	759.00	-	-	-	-	-	-	-	-	-	-	0.00	0.00	0.00	-	0.01	-	-	-	-	-	-	-	-	-	-	-	2,300				
2,350	0.00	0.00	0.00	-	709.00	-	-	-	-	-	-	-	-	-	-	0.00	0.00	0.00	-	0.01	-	-	-	-	-	-	-	-	-	-	-	2,350				
2,400	0.00	0.00	0.00	-	659.00	-	-	-	-	-	-	-	-	-	-	0.00	0.00	0.00	-	0.02	-	-	-	-	-	-	-	-	-	-	-	2,400				
2,450	0.00	0.00	0.00	-	609.00	-	-	-	-	-	-	-	-	-	-	0.00	0.00	0.00	-	0.01	-	-	-	-	-	-	-	-	-	-	-	2,450				
2,500	0.00	0.00	0.00	-	559.00	-	-	-	-	-	-	-	-	-	-	0.00	0.00	0.00	-	0.02	-	-	-	-	-	-	-	-	-	-	-	2,500				
2,550	0.00	0.00	0.00	-	509.00	-	-	-	-	-	-	-	-	-	-	0.00	0.00	0.00	-	0.01	-	-	-	-	-	-	-	-	-	-	-	2,550				
2,600	0.00	0.00	0.00	-	459.00	-	-	-	-	-	-	-	-	-	-	0.00	0.00	0.00	-	0.01	-	-	-	-	-	-	-	-	-	-	-	2,600				
2,650	0.00	0.00	0.00	-	409.00	-	-	0.00	0.00	0.00	-	411.00	-	-	-	0.00	0.00	0.00	-	0.02	-	-	0.00	0.00	0.00	-	1.70	-	-	-	2,650					
2,700	0.00	0.00	0.00	-	359.00	-	-	0.00	0.00	0.00	-	363.00	-	-	-	0.00	0.00	0.00	-	0.01	-	-	0.00	0.00	0.00	-	3.40	-	-	-	2,700					
2,750	0.00	0.00	0.00	-	309.00	-	-	0.00	0.00	0.00	-	316.00	-	-	-	0.00	0.00	0.00	-	0.01	-	-	0.00	0.00	0.00	-	6.30	-	-	-	2,750					
2,800	0.00	0.00	0.00	-	259.00	-	20	0.00	0.00	0.00	-	270.00	-	-	-	0.00	0.00	0.00	-	0.06	-	-	0.00	0.00	0.00	-	11.00	-	-	-	2,800					
2,850	0.00	0.00	0.00	-	209.00	-	80	0.00	0.00	0.00	-	228.00	-	-	-	1.50	0.00	1.50	2.00	2.00	9	94	0.00	0.00	0.00	-	18.00	-	-	-	2,850					
2,900	0.00	0.00	0.00	-	161.00	-	40	0.00	0.00	0.00	-	188.00	-	-	-	0.00	0.00	0.00	-	1.60	-	40	0.00	0.00	0.00	-	28.25	-	-	-	2,900					
2,950	0.00	0.00	0.00	-	115.00	-	82	0.00	0.00	0.00	-	152.00	-	-	-	0.00	0.00	0.00	-	5.50	-	121	0.00	0.00	0.00	-	42.00	-	-	-	2,950					
3,000	0.00	0.00	0.00	-	74.00	-	300	0.00	0.00	0.00	-	120.00	-	42	-	0.00	0.00	0.00	-	15.00	-	242	0.00	0.00	0.00	-	60.00	-	25	-	3,000					
3,050	0.00	0.00	0.00	-	42.50	-	501	0.00	0.00	0.00	-	92.50	-	20	-	24.00	0.00	24.00	24.00	24.00	24.00	40	510	0.00	0.00	0.00	-	82.50	-	20	-	3,050				
3,100	15.00	15.00	15.00	15.00	15.00	1	59	0.00	0.00	0.00	-	69.50	-	60	-	0.00	15.00	0.00	-	61.50	-	82	0.00	0.00	0.00	-	110.00	-	21	-	3,100					
3,150	9.50	10.50	9.50	10.50	10.50	9	114	0.00	0.00	0.00	-	51.00	-	20	-	0.00	10.50	0.00	-	99.50	-	-	130.00	130.00	130.00	130.00	130.00	20	20	-	3,150					
3,200	0.00	0.00	0.00	-	3.10	-	-	0.00	0.00	0.00	-	36.50	-	-	-	0.00	0.00	0.00	-	144.00	-	-	0.00	0.00	0.00	-	176.00	-	20	-	3,200					
3,250	0.00	0.00	0.00	-	0.93	-	100	0.00	0.00	0.00	-	25.50	-	-	-	0.00	0.00	0.00	-	192.00	-	-	0.00	0.00	0.00	-	215.00	-	-	-	3,250					
3,300	0.00	0.00	0.00	-	0.23	-	-	0.00	0.00	0.00	-	17.25	-	-	-	0.00	0.00	0.00	-	241.00	-	-	0.00	0.00	0.00	-	257.00	-	-	-	3,300					
3,350	0.00	0.00	0.00	-	0.05	-	-	0.00	0.00	0.00	-	11.50	-	-	-	0.00	0.00	0.00	-	291.00	-	-	0.00	0.00	0.00	-	301.00	-	-	-	3,350					
3,400	0.00	0.00	0.00	-	0.01	-	-	-	-	-	-	-	-	-	-	0.00	0.00	0.00	-	341.00	-	-	-	-	-	-	-	-	-	-	3,400					
3,450	0.00	0.00	0.00	-	0.01	-	-	-	-	-	-	-	-	-	-	0.00	0.00	0.00	-	391.00	-	-	-	-	-	-	-	-	-	-	3,450					
3,500	0.00	0.00	0.00	-	0.01	-	-	-	-	-	-	-	-	-	-	0.00	0.00	0.00	-	441.00	-	-	-	-	-	-	-	-	-	-	3,500					
Totals:					10	1,296						0	142	0	0							49	1,089					20	106	0	0					
Number of Trades:					4							0		0								5					1		0							

ALPHA SERVICES HOLD (CR)

(Contract Size: 100 Securities, Exercise Style: American, Physical Delivery)

Call Options														Put Options																		
December 2023							January 2024							Other Months		December 2023							January 2024							Other Months		Exercise Price
Open price	Price max	Price min	Last price	Closing price	Volume	Open Interest	Open price	Price max	Price min	Last price	Closing price	Volume	Open Interest	Volume	Open Interest	Open price	Price max	Price min	Last price	Closing price	Volume	Open Interest	Open price	Price max	Price min	Last price	Closing price	Volume	Open Interest	Volume	Open Interest	
0.750	0.000	0.000	0.000	0.760	-	-										0.000	0.000	0.000	0.002	-	-											0.008
0.800	0.000	0.000	0.000	0.710	-	-										0.000	0.000	0.000	0.001	-	-											0.008
0.850	0.000	0.000	0.000	0.660	-	-										0.000	0.000	0.000	0.001	-	-											0.009
0.900	0.000	0.000	0.000	0.610	-	-	0.000	0.000	0.000	0.612	-	-				0.000	0.000	0.000	0.001	-	-	0.000	0.000	0.000	0.001	-	-					0.009
0.950	0.000	0.000	0.000	0.560	-	-	0.000	0.000	0.000	0.562	-	-				0.000	0.000	0.000	0.001	-	-	0.000	0.000	0.000	0.001	-	-					0.010
1.000	0.000	0.000	0.000	0.510	-	-	0.000	0.000	0.000	0.512	-	-				0.000	0.000	0.000	0.001	-	-	0.000	0.000	0.000	0.001	-	-					0.010
1.100	0.000	0.000	0.000	0.410	-	-	0.000	0.000	0.000	0.413	-	-				0.000	0.000	0.000	0.001	-	-	0.000	0.000	0.000	0.001	-	-					0.011
1.200	0.000	0.000	0.000	0.311	-	-	0.000	0.000	0.000	0.314	-	-				0.000	0.000	0.000	0.001	-	-	0.000	0.000	0.000	0.001	-	-					0.012
1.300	0.000	0.000	0.000	0.213	-	-	0.000	0.000	0.000	0.221	-	-				0.000	0.000	0.000	0.003	-	-	0.000	0.000	0.000	0.008	-	-					0.013
1.400	0.000	0.000	0.000	0.126	-	-	0.000	0.000	0.000	0.139	-	-				0.000	0.000	0.000	0.016	-	-	0.000	0.000	0.000	0.026	-	-					0.014
1.500	0.000	0.000	0.000	0.061	-	-	0.000	0.000	0.000	0.077	-	-				0.000	0.000	0.000	0.051	-	-	0.000	0.000	0.000	0.064	-	-					0.015
1.600	0.000	0.000	0.000	0.024	-	-	0.000	0.000	0.000	0.037	-	-				0.000	0.000	0.000	0.113	-	-	0.000	0.000	0.000	0.124	-	-					0.016
1.700	0.000	0.000	0.000	0.007	-	-	0.000	0.000	0.000	0.016	-	-				0.000	0.000	0.000	0.197	-	-	0.000	0.000	0.000	0.203	-	-					0.017
1.800	0.000	0.000	0.000	0.002	-	-	0.000	0.000	0.000	0.006	-	-				0.000	0.000	0.000	0.291	-	-	0.000	0.000	0.000	0.293	-	-					0.018
1.900	0.000	0.000	0.000	0.001	-	-	0.000	0.000	0.000	0.002	-	-				0.000	0.000	0.000	0.390	-	-	0.000	0.000	0.000	0.390	-	-					0.019
2.000	0.000	0.000	0.000	0.001	-	-	0.000	0.000	0.000	0.001	-	-				0.000	0.000	0.000	0.490	-	-	0.000	0.000	0.000	0.490	-	-					0.020
2.200	0.000	0.000	0.000	0.001	-	-	0.000	0.000	0.000	0.001	-	-				0.000	0.000	0.000	0.690	-	-	0.000	0.000	0.000	0.690	-	-					0.022
2.400	0.000	0.000	0.000	0.001	-	-										0.000	0.000	0.000	0.890	-	-											0.024
Totals:					0	0					0	0	0	0	0							0	0	0	0	0	0	0	0	0	0	0
Number of Trades:					0						0	0											0.00									0

NATIONAL BANK (CR)

(Contract Size: 100 Securities, Exercise Style: American, Physical Delivery)

Call Options														Put Options																			
December 2023							January 2024							Other Months		December 2023							January 2024							Other Months		Exercise Price	
Open price	Price max	Price min	Last price	Closing price	Volume	Open Interest	Open price	Price max	Price min	Last price	Closing price	Volume	Open Interest	Volume	Open Interest	Open price	Price max	Price min	Last price	Closing price	Volume	Open Interest	Open price	Price max	Price min	Last price	Closing price	Volume	Open Interest	Volume	Open Interest		
2.600	0.000	0.000	0.000	3.40	-	-										0.000	0.000	0.000	0.001	-	-											0.026	
2.800	0.000	0.000	0.000	3.20	-	-										0.000	0.000	0.000	0.001	-	-											0.028	
3.000	0.000	0.000	0.000	3.00	-	-										0.000	0.000	0.000	0.001	-	-											0.030	
3.200	0.000	0.000	0.000	2.80	-	-										0.000	0.000	0.000	0.001	-	-											0.032	
3.400	0.000	0.000	0.000	2.60	-	-										0.000	0.000	0.000	0.001	-	-											0.034	
3.600	0.000	0.000	0.000	2.40	-	-	0.000	0.000	0.000		2.41	-	-			0.000	0.000	0.000	0.001	-	-	0.000	0.000	0.000		0.001	-	-				0.036	
3.800	0.000	0.000	0.000	2.20	-	-	0.000	0.000	0.000		2.21	-	-			0.000	0.000	0.000	0.001	-	-	0.000	0.000	0.000		0.001	-	-				0.038	
4.000	0.000	0.000	0.000	2.00	-	-	0.000	0.000	0.000		2.01	-	-			0.000	0.000	0.000	0.001	-	-	0.000	0.000	0.000		0.001	-	-				0.040	
4.400	0.000	0.000	0.000	1.60	-	-	0.000	0.000	0.000		1.61	-	-			0.000	0.000	0.000	0.002	-	-	0.000	0.000	0.000		0.003	-	-				0.044	
4.800	0.000	0.000	0.000	1.20	-	-	0.000	0.000	0.000		1.23	-	-			0.000	0.000	0.000	0.001	-	-	0.000	0.000	0.000		0.017	-	-				0.048	
5.200	0.000	0.000	0.000	0.803	-	-	0.000	0.000	0.000		0.874	-	-			0.000	0.000	0.000	0.001	-	820	0.000	0.000	0.000		0.062	-	-				0.052	
5.600	0.000	0.000	0.000	0.421	-	55	0.000	0.000	0.000		0.573	-	-			0.000	0.000	0.000	0.019	-	72	0.000	0.000	0.000		0.160	-	-				0.056	
6.000	0.000	0.000	0.000	0.139	-	11	0.000	0.000	0.000		0.342	-	-			0.000	0.000	0.000	0.137	-	565	0.000	0.000	0.000		0.328	-	-				0.060	
6.400	0.000	0.000	0.000	0.024	-	33	0.000	0.000	0.000		0.189	-	22			0.000	0.000	0.000	0.422	-	2	0.000	0.000	0.000		0.576	-	-				0.064	
6.800	0.000	0.000	0.000	0.002	-	-	0.000	0.000	0.000		0.094	-	11			0.000	0.000	0.000	0.801	-	-	0.000	0.000	0.000		0.882	-	-				0.068	
7.200	0.000	0.000	0.000	0.001	-	-	0.000	0.000	0.000		0.044	-	-			0.000	0.000	0.000	1.20	-	-	0.000	0.000	0.000		1.23	-	-				0.072	
7.600	0.000	0.000	0.000	0.001	-	-	0.000	0.000	0.000		0.018	-	-			0.000	0.000	0.000	1.60	-	-	0.000	0.000	0.000		1.61	-	-				0.076	
8.000	0.000	0.000	0.000	0.001	-	-	0.000	0.000	0.000		0.007	-	-			0.000	0.000	0.000	2.00	-	-	0.000	0.000	0.000		2.00	-	-				0.080	
8.400	0.000	0.000	0.000	0.001	-	-	0.000	0.000	0.000		0.003	-	-			0.000	0.000	0.000	2.40	-	-	0.000	0.000	0.000		2.40	-	-				0.084	
Totals:					0	99						0	33	0	0							0	1,459							0	3	0	0
Number of Trades:					0							0		0								0.00								0		0	

OPAP (CR)

(Contract Size: 100 Securities, Exercise Style: American, Physical Delivery)

Exercise Price	Call Options													Put Options																		
	December 2023						January 2024						Other Months		December 2023						January 2024						Other Months		Exercise Price			
	Open price	Price max	Price min	Last price	Closing price	Volume	Open Interest	Open price	Price max	Price min	Last price	Closing price	Volume	Open Interest	Volume	Open Interest	Open price	Price max	Price min	Last price	Closing price	Volume	Open Interest	Open price	Price max	Price min	Last price	Closing price		Volume	Open Interest	Volume
9.200	0.000	0.000	0.000	5.37	-	-	0.000	0.000	0.000	0.000	4.99	-	-			0.000	0.000	0.000	0.001	-	-			0.000	0.000	0.000	0.001	-		-		
9.600	0.000	0.000	0.000	4.97	-	-	0.000	0.000	0.000	0.000	4.59	-	-			0.000	0.000	0.000	0.001	-	-			0.000	0.000	0.000	0.001	-	-			0.096
10.000	0.000	0.000	0.000	4.57	-	-	0.000	0.000	0.000	0.000	4.59	-	-			0.000	0.000	0.000	0.001	-	-			0.000	0.000	0.000	0.001	-	-			0.100
11.000	0.000	0.000	0.000	3.57	-	-	0.000	0.000	0.000	0.000	3.60	-	-			0.000	0.000	0.000	0.001	-	-			0.000	0.000	0.000	0.001	-	-			0.110
12.000	0.000	0.000	0.000	2.58	-	-	0.000	0.000	0.000	0.000	2.60	-	-			0.000	0.000	0.000	0.001	-	-			0.000	0.000	0.000	0.002	-	-			0.120
13.000	0.000	0.000	0.000	1.58	-	-	0.000	0.000	0.000	0.000	1.64	-	-			0.000	0.000	0.000	0.001	-	-			0.000	0.000	0.000	0.035	-	-			0.130
14.000	0.000	0.000	0.000	0.644	-	-	0.000	0.000	0.000	0.000	0.819	-	-			0.000	0.000	0.000	0.068	-	-			0.000	0.000	0.000	0.217	-	-			0.140
15.000	0.000	0.000	0.000	0.110	-	-	0.000	0.000	0.000	0.000	0.301	-	-			0.000	0.000	0.000	0.535	-	-			0.000	0.000	0.000	0.699	-	-			0.150
16.000	0.000	0.000	0.000	0.005	-	167	0.000	0.000	0.000	0.000	0.076	-	-			0.000	0.000	0.000	1.43	-	-			0.000	0.000	0.000	1.48	-	-			0.160
17.000	0.000	0.000	0.000	0.001	-	-	0.000	0.000	0.000	0.000	0.013	-	-			0.000	0.000	0.000	2.43	-	-			0.000	0.000	0.000	2.43	-	-			0.170
18.000	0.000	0.000	0.000	0.001	-	-	0.000	0.000	0.000	0.000	0.002	-	-			0.000	0.000	0.000	3.43	-	-			0.000	0.000	0.000	3.43	-	-			0.180
19.000	0.000	0.000	0.000	0.001	-	-	0.000	0.000	0.000	0.000	0.001	-	-			0.000	0.000	0.000	4.43	-	-			0.000	0.000	0.000	4.43	-	-			0.190
20.000	0.000	0.000	0.000	0.006	-	-	0.000	0.000	0.000	0.000	0.001	-	-			0.000	0.000	0.000	5.43	-	-			0.000	0.000	0.000	5.43	-	-			0.200
22.000	0.000	0.000	0.000	0.001	-	-	0.000	0.000	0.000	0.000	0.001	-	-			0.000	0.000	0.000	7.43	-	-			0.000	0.000	0.000	7.43	-	-			0.220
24.000	0.000	0.000	0.000	0.001	-	-					-	-				0.000	0.000	0.000	9.43	-	-					-	-					0.240
Totals:						0	167					0	0	0	0					0	0							0	0	0	0	
Number of Trades:						0						0	0	0						0.00								0	0			



OTE (CR)

(Contract Size: 100 Securities, Exercise Style: American, Physical Delivery)

Call Options														Put Options																		
December 2023							January 2024							Other Months		December 2023							January 2024							Other Months		Exercise Price
Open price	Price max	Price min	Last price	Closing price	Volume	Open Interest	Open price	Price max	Price min	Last price	Closing price	Volume	Open Interest	Volume	Open Interest	Open price	Price max	Price min	Last price	Closing price	Volume	Open Interest	Open price	Price max	Price min	Last price	Closing price	Volume	Open Interest	Volume	Open Interest	
9.200	0.000	0.000	0.000	4.07	-	-	0.000	0.000	0.000	4.09	-	-				0.000	0.000	0.000	0.001	-	-	0.000	0.000	0.000	0.001	-	-				0.092	
9.600	0.000	0.000	0.000	3.67	-	-	0.000	0.000	0.000	3.69	-	-				0.000	0.000	0.000	0.001	-	-	0.000	0.000	0.000	0.001	-	-				0.096	
10.000	0.000	0.000	0.000	3.27	-	-	0.000	0.000	0.000	3.29	-	-				0.000	0.000	0.000	0.001	-	-	0.000	0.000	0.000	0.001	-	-				0.100	
11.000	0.000	0.000	0.000	2.27	-	-	0.000	0.000	0.000	2.30	-	-				0.000	0.000	0.000	0.001	-	-	0.000	0.000	0.000	0.003	-	-				0.110	
12.000	0.000	0.000	0.000	1.28	-	-	0.000	0.000	0.000	1.35	-	-				0.000	0.000	0.000	0.001	-	-	0.000	0.000	0.000	0.053	-	-				0.120	
13.000	0.350	0.350	0.350	0.350	0.350	10	16	0.000	0.000	0.000	0.597	-	-			0.000	0.000	0.000	0.101	-	1	0.000	0.000	0.000	0.298	-	-				0.130	
14.000	0.000	0.000	0.000	0.024	-	-	0.000	0.000	0.000	0.183	-	-				0.000	0.000	0.000	0.749	-	-	0.000	0.000	0.000	0.885	-	-				0.140	
15.000	0.000	0.000	0.000	0.001	-	5	0.000	0.000	0.000	0.037	-	-				0.000	0.000	0.000	1.73	-	-	0.000	0.000	0.000	1.75	-	-				0.150	
16.000	0.000	0.000	0.000	0.006	-	-	0.000	0.000	0.000	0.005	-	-				0.000	0.000	0.000	2.73	-	-	0.000	0.000	0.000	2.73	-	-				0.160	
17.000	0.000	0.000	0.000	0.002	-	-	0.000	0.000	0.000	0.001	-	-				0.000	0.000	0.000	3.73	-	-	0.000	0.000	0.000	3.73	-	-				0.170	
18.000	0.000	0.000	0.000	0.001	-	-	0.000	0.000	0.000	0.001	-	-				0.000	0.000	0.000	4.73	-	-	0.000	0.000	0.000	4.73	-	-				0.180	
19.000	0.000	0.000	0.000	0.001	-	-	0.000	0.000	0.000	0.001	-	-				0.000	0.000	0.000	5.73	-	-	0.000	0.000	0.000	5.73	-	-				0.190	
20.000	0.000	0.000	0.000	0.001	-	-					-	-				0.000	0.000	0.000	6.73	-	-					-	-				0.200	
22.000	0.000	0.000	0.000	0.001	-	-					-	-				0.000	0.000	0.000	8.73	-	-					-	-				0.220	
Totals:					10	21					0	0				0	0				10	1				0	0				0	0
Number of Trades:					2					0				0		0.00				0					0				0			

PIRAEUS FINANCIAL HOLD (CR)

(Contract Size: 100 Securities, Exercise Style: American, Physical Delivery)

Call Options																Put Options																	
December 2023								January 2024								Other Months		December 2023					January 2024					Other Months		Exercise Price			
Open price	Price max	Price min	Last price	Closing price	Volume	Open Interest	Open price	Price max	Price min	Last price	Closing price	Volume	Open Interest	Volume	Open Interest	Open price	Price max	Price min	Last price	Closing price	Volume	Open Interest	Open price	Price max	Price min	Last price	Closing price	Volume	Open Interest		Volume	Open Interest	
0.950	0.000	0.000	0.000	2.17	-	-										0.000	0.000	0.000	0.001	-	-											0.010	
1.000	0.000	0.000	0.000	2.12	-	-										0.000	0.000	0.000	0.001	-	-											0.010	
1.100	0.000	0.000	0.000	2.02	-	-										0.000	0.000	0.000	0.001	-	-											0.011	
1.200	0.000	0.000	0.000	1.92	-	-										0.000	0.000	0.000	0.001	-	-											0.012	
1.300	0.000	0.000	0.000	1.82	-	-										0.000	0.000	0.000	0.001	-	-											0.013	
1.400	0.000	0.000	0.000	1.72	-	-										0.000	0.000	0.000	0.001	-	-											0.014	
1.500	0.000	0.000	0.000	1.62	-	-										0.000	0.000	0.000	0.001	-	-											0.015	
1.600	0.000	0.000	0.000	1.52	-	-										0.000	0.000	0.000	0.001	-	-											0.016	
1.700	0.000	0.000	0.000	1.42	-	-										0.000	0.000	0.000	0.001	-	-											0.017	
1.800	0.000	0.000	0.000	1.32	-	-										0.000	0.000	0.000	0.001	-	-											0.018	
1.900	0.000	0.000	0.000	1.22	-	-	0.000	0.000	0.000		1.22	-	-			0.000	0.000	0.000	0.001	-	-	0.000	0.000	0.000		0.001	-	-				0.019	
2.000	0.000	0.000	0.000	1.12	-	-	0.000	0.000	0.000		1.12	-	-			0.000	0.000	0.000	0.001	-	-	0.000	0.000	0.000		0.001	-	-				0.020	
2.200	0.000	0.000	0.000	0.921	-	-	0.000	0.000	0.000		0.926	-	-			0.000	0.000	0.000	0.002	-	-	0.000	0.000	0.000		0.001	-	-				0.022	
2.400	0.000	0.000	0.000	0.721	-	-	0.000	0.000	0.000		0.730	-	-			0.000	0.000	0.000	0.001	-	-	0.000	0.000	0.000		0.004	-	-				0.024	
2.600	0.000	0.000	0.000	0.521	-	-	0.000	0.000	0.000		0.543	-	-			0.000	0.000	0.000	0.001	-	-	0.000	0.000	0.000		0.017	-	-				0.026	
2.800	0.000	0.000	0.000	0.327	-	-	0.000	0.000	0.000		0.376	-	-			0.000	0.000	0.000	0.006	-	-	0.000	0.000	0.000		0.049	-	-				0.028	
3.000	0.000	0.000	0.000	0.161	-	-	0.000	0.000	0.000		0.238	-	-			0.000	0.000	0.000	0.040	-	-	0.000	0.000	0.000		0.112	-	-				0.030	
3.200	0.000	0.000	0.000	0.057	-	-	0.000	0.000	0.000		0.140	-	-			0.000	0.000	0.000	0.135	-	-	0.000	0.000	0.000		0.213	-	-				0.032	
3.400	0.000	0.000	0.000	0.013	-	-	0.000	0.000	0.000		0.075	-	-			0.000	0.000	0.000	0.292	-	-	0.000	0.000	0.000		0.348	-	-				0.034	
3.600	0.000	0.000	0.000	0.002	-	-	0.000	0.000	0.000		0.037	-	-			0.000	0.000	0.000	0.481	-	-	0.000	0.000	0.000		0.511	-	-				0.036	
3.800	0.000	0.000	0.000	0.001	-	-	0.000	0.000	0.000		0.016	-	-			0.000	0.000	0.000	0.680	-	-	0.000	0.000	0.000		0.691	-	-				0.038	
4.000	0.000	0.000	0.000	0.002	-	-	0.000	0.000	0.000		0.007	-	-			0.000	0.000	0.000	0.880	-	-	0.000	0.000	0.000		0.883	-	-				0.040	
4.400	0.000	0.000	0.000	0.001	-	-	0.000	0.000	0.000		0.001	-	-			0.000	0.000	0.000	1.28	-	-	0.000	0.000	0.000		1.28	-	-				0.044	
4.800	0.000	0.000	0.000	0.001	-	-										0.000	0.000	0.000	1.68	-	-											0.048	
5.200	0.000	0.000	0.000	0.001	-	-										0.000	0.000	0.000	2.08	-	-											0.052	
Totals:					0	0						0	0	0	0							0	0							0	0	0	0
Number of Trades:					0							0		0								0.00								0		0	

PPC (CR)

(Contract Size: 100 Securities, Exercise Style: American, Physical Delivery)

Call Options															Put Options																		
December 2023							January 2024							Other Months	December 2023					January 2024					Other Months		Exercise Price						
Exercise Price	Open price	Price max	Price min	Last price	Closing price	Volume	Open Interest	Open price	Price max	Price min	Last price	Closing price	Volume	Open Interest	Volume	Open Interest	Open price	Price max	Price min	Last price	Closing price	Volume	Open Interest	Open price	Price max	Price min	Last price	Closing price	Volume	Open Interest	Volume	Open Interest	Exercise Price
4.400	0.000	0.000	0.000		6.45	-	-						-	-			0.000	0.000	0.000		0.001	-	-						-	-			0.044
4.800	0.000	0.000	0.000		6.05	-	-						-	-			0.000	0.000	0.000		0.001	-	-						-	-			0.048
5.200	0.000	0.000	0.000		5.65	-	-						-	-			0.000	0.000	0.000		0.001	-	-						-	-			0.052
5.600	0.000	0.000	0.000		5.25	-	-						-	-			0.000	0.000	0.000		0.001	-	-						-	-			0.056
6.000	0.000	0.000	0.000		4.85	-	-						-	-			0.000	0.000	0.000		0.001	-	-						-	-			0.060
6.400	0.000	0.000	0.000		4.45	-	-						-	-			0.000	0.000	0.000		0.001	-	-						-	-			0.064
6.800	0.000	0.000	0.000		4.05	-	-						-	-			0.000	0.000	0.000		0.001	-	-						-	-			0.068
7.200	0.000	0.000	0.000		3.65	-	-	0.000	0.000	0.000		3.67	-	-			0.000	0.000	0.000		0.001	-	-	0.000	0.000	0.000		0.001	-	-			0.072
7.600	0.000	0.000	0.000		3.25	-	-	0.000	0.000	0.000		3.27	-	-			0.000	0.000	0.000		0.001	-	-	0.000	0.000	0.000		0.001	-	-			0.076
8.000	0.000	0.000	0.000		2.85	-	-	0.000	0.000	0.000		2.87	-	-			0.000	0.000	0.000		0.001	-	-	0.000	0.000	0.000		0.002	-	-			0.080
8.400	0.000	0.000	0.000		2.45	-	-	0.000	0.000	0.000		2.48	-	-			0.000	0.000	0.000		0.001	-	-	0.000	0.000	0.000		0.006	-	-			0.084
8.800	0.000	0.000	0.000		2.05	-	-	0.000	0.000	0.000		2.09	-	-			0.000	0.000	0.000		0.001	-	-	0.000	0.000	0.000		0.017	-	-			0.088
9.200	0.000	0.000	0.000		1.65	-	-	0.000	0.000	0.000		1.71	-	-			0.000	0.000	0.000		0.001	-	-	0.000	0.000	0.000		0.043	-	-			0.092
9.600	0.000	0.000	0.000		1.26	-	4	0.000	0.000	0.000		1.37	-	-			0.000	0.000	0.000		0.002	-	-	0.000	0.000	0.000		0.094	-	-			0.096
10.000	0.000	0.000	0.000		0.868	-	3	0.000	0.000	0.000		1.05	-	-			0.000	0.000	0.000		0.014	-	-	0.000	0.000	0.000		0.179	-	-			0.100
11.000	0.000	0.000	0.000		0.163	-	3	0.000	0.000	0.000		0.463	-	-			0.000	0.000	0.000		0.309	-	-	0.000	0.000	0.000		0.588	-	-			0.110
12.000	0.000	0.000	0.000		0.006	-	-	0.000	0.000	0.000		0.155	-	-			0.000	0.000	0.000		1.15	-	-	0.000	0.000	0.000		1.28	-	-			0.120
13.000	0.000	0.000	0.000		0.001	-	-	0.000	0.000	0.000		0.042	-	-			0.000	0.000	0.000		2.15	-	-	0.000	0.000	0.000		2.17	-	-			0.130
14.000	0.000	0.000	0.000		0.001	-	-	0.000	0.000	0.000		0.009	-	-			0.000	0.000	0.000		3.15	-	-	0.000	0.000	0.000		3.15	-	-			0.140
15.000	0.000	0.000	0.000		0.001	-	-	0.000	0.000	0.000		0.002	-	-			0.000	0.000	0.000		4.15	-	-	0.000	0.000	0.000		4.15	-	-			0.150
16.000	0.000	0.000	0.000		0.001	-	-	0.000	0.000	0.000		0.001	-	-			0.000	0.000	0.000		5.15	-	-	0.000	0.000	0.000		5.15	-	-			0.160
Totals:						0	10						0	0	0	0						0	0					0	0	0	0		
Number of Trades:						0							0		0							0.00						0		0			

Lending Products	Underlying Title	Open Interest[5]	Multilateral Transactions[1]				Bilateral Transactions[2]		Stock Borrowing through OTC (volume)[3]	
			Volume(Offered)	Average Weighted	Transactions volume	Average Weighted	Transactions Volume	Average Weighted	Transactions Volume	
ADMIEBOR	ADMIE (IPTO) HOLDING S.A. (CR)	14,000	---	---	---	---	---	---	188,669	
AEGNBOR	AEGEAN AIRLINES (CR)	---	---	---	---	---	---	---	165,183	
AETFBOR	ALPHA ETF FTSE Athex Large Cap	---	---	---	---	1,000	1.00%	---	---	
ALPHABOR	ALPHA SERVICES HOLD (CR)	36,070	---	---	---	---	---	---	57,279,561	
OTOELBOR	AUTOHELLAS SA (CR)	1,500	---	---	---	---	---	---	93,778	
AVAXBOR	AVAX S.A. (CR)	---	---	---	---	---	---	---	---	
EEEBOR	CC HBC AG (CR)	7,947	---	---	---	---	---	---	42,277	
CENERBOR	CENERGY HOLDINGS (CB)	922	---	---	---	---	---	---	74,324	
ELLAKTORBOR	ELLAKTOR (CR)	12,681	---	---	---	---	---	---	24,837	
ELHABOR	ELVALHALCOR (CR)	2,298	---	---	---	---	---	---	64,887	
EUROBBOR	EUROBANK HOLDINGS (CR)	208,000	---	---	---	---	---	---	34,309,936	
EYDAPBOR	EYDAP S.A. (CR)	845	---	---	---	---	---	---	226,962	
FFGRPBOR	FOLLI FOLLIE (CR)	---	---	---	---	---	---	---	886,279	
FOYRKBOR	FOURLIS (CR)	230	---	---	---	---	---	---	11,875	
GEKTERNABOR	GEK TERNA (CR)	---	---	---	---	---	---	---	3,698	
SARBOR	GR. SARANTIS S.A. (CR)	1,949	---	---	---	---	---	---	18,351	
EXAEBOR	HELLENIC EXCHANGES-A.S.E. (CR)	4,200	---	---	32,596	5.31%	---	---	167,047	
ELPEBOR	HELLENIQ ENERGY (CR)	93,498	---	---	---	---	---	---	1,349,698	
INTRKBOR	INTRACOM HOLDINGS (CR)	---	---	---	---	---	---	---	---	
INKATBOR	INTRAKAT (CR)	---	---	---	---	---	---	---	---	
BELABOR	JUMBO SA (CR)	2,575	---	---	---	---	---	---	196,303	
LAMDABOR	LAMDA DEVELOPMENT SA (CR)	400	---	---	---	---	---	---	394,813	
MIGBOR	MIG (CR)	1,992	---	---	---	---	---	---	40,179	
MOHBOR	MOTOR OIL (CR)	24,301	---	---	---	---	---	---	416,994	
MYTILBOR	MYTILINEOS (CR)	4,461	---	---	---	---	---	---	166,732	
ETEBOR	NATIONAL BANK (CR)	12,063	---	---	20,000	5.95%	---	---	17,127,588	
OPAPBOR	OPAP (CR)	4,500	---	---	---	---	---	---	1,679,386	
OPTIMABOR	OPTIMA BANK (CR)	---	---	---	---	---	---	---	14,000	
HTOBOR	OTE (CR)	14,156	---	---	---	---	---	---	1,495,482	
PPABOR	P.P.A. S.A. (CR)	2,600	---	---	---	---	---	---	70,287	
TPEIRBOR	PIRAEUS FINANCIAL HOLD (CR)	5,000	---	---	---	---	---	---	1,028,875	

## Stock Lending Notes

[1] - Multilateral contracts Lending or Borrowing as per Methods 8-1, 8-2 and 8-3-3 (According to ATHEX BoD Resolution No.17)

[2] - Bilateral Contracts Lending or Borrowing as per Methods 8-3-1 and 8-3-2 (According to ATHEX BoD Resolution No.20 )

[3] - The information concerning OTC Stock Borrowing Transactions is based on the statements of the Dematerialised Securities System (DSS) operators involved and refers to volumes that have been registered up until the previous working day.

[4] - Average Price (Volume weighted)

[5] - The Data concerning Open Interest before the start of trading session

Lending Products	Underlying Title	Open Interest[5]	Multilateral Transactions[1]				Bilateral Transactions[2]		Stock Borrowing through OTC (volume)[3]	
			Volume(Offered)	Average Weighted	Transactions volume	Average Weighted	Transactions Volume	Average Weighted	Transactions Volume	
PPCBOR	PPC (CR)	2,000	---	---	---	---	---	---	1,278,881	
QUALBOR	QUALITY & RELIABILITY SA (CR)	---	---	---	---	---	---	---	---	
QUESTBOR	QUEST HOLDINGS (CR)	391	---	---	---	---	---	---	46,566	
TENERGYBOR	TERNA ENERGY (CR)	---	---	---	---	---	---	---	273,561	
TITCBOR	TITAN CEMENT (CB)	5,468	---	---	---	---	---	---	229,973	
VIOBOR	VIOHALCO SA/NV (CB)	744	---	---	---	---	---	---	---	

## Stock Lending Notes

[1] - Multilateral contracts Lending or Borrowing as per Methods 8-1, 8-2 and 8-3-3 (According to ATHEX BoD Resolution No.17)

[2] - Bilateral Contracts Lending or Borrowing as per Methods 8-3-1 and 8-3-2 (According to ATHEX BoD Resolution No.20 )

[3] - The information concerning OTC Stock Borrowing Transactions is based on the statements of the Dematerialised Securities System (DSS) operators involved and refers to volumes that have been registered up until the previous working day.

[4] - Average Price (Volume weighted)

[5] - The Data concerning Open Interest before the start of trading session

## Sectors codification for listed companies

12003-	ETF	10101010	Computer Services
10101015	Software	10102030	Computer Hardware
15101010	Telecommunications Equipment	15102015	Telecommunications Services
20101010	Health Care Facilities	20101025	Health Care Services
20102010	Medical Equipment	20103015	Pharmaceuticals
30101010	Banks	30202000	Diversified Financial Services
30202010	Asset Managers & Custodians	30202015	Investment Services
30204000	Closed End Investments	30302010	Full Line Insurance
30302015	Insurance Brokers	30302025	Property and Casualty Insurance
35101010	Real Estate Holding and Development	35101015	Real Estate Services
35102000	Diversified REITs	35102030	Office REITs
35102045	Retail REITs.	40201040	Rental & Leasing Services: Consumer
40202010	Home Construction	40202015	Household Furnishings
40202020	Household Appliance	40203040	Electronic Entertainment
40204020	Clothing & Accessories	40301010	Entertainment
40301030	Publishing	40301035	Radio & TV Broadcasters
40401010	Diversified Retailers	40401020	Apparel Retailers
40401025	Home Improvement Retailers	40401030	Specialty Retailers
40501010	Airlines	40501015	Travel & Tourism
40501020	Casinos & Gambling	40501025	Hotels & Motels
45101015	Distillers & Vintners	45101020	Soft Drinks
45102010	Farming Fishing Ranching & Plantations	45102020	Food Products
45103010	Tobacco	45201010	Food Retailers & Wholesalers
45201020	Personal Products	50101010	Construction
50101020	Building Roof/Wallboard and Plumbing	50101030	Cement
50101035	Building Materials: Other	50202010	Electrical Components
50203000	Diversified Industrials	50203015	Plastics
50203030	Containers & Packaging	50204000	Machinery: Industrial
50204020	Machinery: Construction & Handling	50205010	Industrial Suppliers
50205020	Back Office Support HR & Consulting	50205030	Forms & Bulk Printing Services
50206015	Commercial Vehicles & Parts	50206030	Marine Transportation
50206060	Transportation Services	55101000	Diversified Materials
55101020	Textile Products	55102000	General Mining
55102010	Iron & Steel	55102015	Metal Fabricating
55102035	Aluminum	60101020	Oil Refining and Marketing
65101010	Alternative Electricity	65101015	Conventional Electricity
65102030	Water		



**ATHEX**  
Athens Stock Exchange

Λεωφ. Αθηνών 110 104 42 Αθήνα  
110, Athinon Ave. GR 104 42 Athens  
tel. (+30)210-33.66.800, fax (+30)210-33.66.101  
[www.athexgroup.gr](http://www.athexgroup.gr)