


23

Ημερήσιο Δελτίο
Συναλλακτικής Δραστηριότητας

Daily Official List
of Trading Activity

Thursday, 7 December, 2023
Year: 144 Trading Day No: 235



ATHEXGROUP
Athens Exchange Group

Disclaimer:

Hellenic Exchanges-Athens Stock Exchange S.A endeavours to ensure that the data and other material ("Information") presented on the Daily Official List are accurate and complete, but it is not liable for any errors or omissions of data or /and for the accuracy, credibility, updating and completeness of the aforesaid information nor it has any liability arising directly or indirectly from the use of the above Information.

The Company is not liable for the accuracy of the data included in listed companies' announcements. Only the sender of such an announcement is fully and solely liable for any infringement of third party's rights from the content of such announcement. All contents of the Daily Official List are provided only for information purposes and do not constitute investment advice or solicitation to invest in securities or other products listed for trading on the Exchange.

You acknowledge and agree that the Company is the owner of any property rights related to any Information appearing on the Daily Official List including intellectual property rights copyright, trademarks, etc.

The above data are a property of the Hellenic Exchanges-Athens Exchange and are copyright protected. Users are forbidden to reproduce, modify, copy, sale, transmit or redistribute, by all reproduction means and methods, part or the whole of the above data, without reference to their source.

The commercial exploitation of these data is, also, forbidden by third parties. Hellenic Exchanges-Athens Exchange does not carry any responsibility, direct or indirect, derived from usage or accidental alteration of the above data when used by third parties.

Hellenic Exchanges – Athens Stock Exchange S.A.

110 Athinon Ave., 10442 Athens, Tel: (210) 33.66.800, Fax: (210) 32.13.938

www.athexgroup.gr

Thessalonica Stock Exchange Center (T.S.E.C)

16-18 Katouni Str., Thessalonica 546 25 Tel: (2310) 567.667, Fax: (2310) 530.545

Athex Members Guarantee Fund

14-16 Fidiou Str., Athens 106 78, Tel: (210) 33.04.682, Fax: (210) 33.04.155

Hellenic Republic Capital Market Commission

1 Kolokotroni Str. & 1 Stadiou Str., Athens 10562 Tel: (210) 33.77.100 Fax: (210) 33.77.173

Table of Contents

Section 1: Statistical Figures of Securities, Derivatives and Lending

Summary of Markets

Athex Indices

Analytic Figures for Athex Market's Boards and Categories

Trading Details by Athex Sectors and Financial Instruments (ETFs)

Top 10 best & worst performing Shares

Derivatives Summary

Section 2: Analytic Figures of Shares Transactions

Analytic Figures of Shares Transactions

Shares' Notes

Section 3: Figures of Securities Transactions

Securities Blocks Details

Shares Rights Details

Stock Borrowing

Forced Sales Details

Forced Sales Registered Shares

Exchange Traded Funds (ETFs) Characteristics

Section 5: Bonds traded in Fixed Income Assets Market

Convertible Corporate Bonds - Regulated Market

Non Convertible Corporate Bonds - Regulated Market

Government Bonds

Treasury Bills & Zero Coupon Government Bonds

Government Bonds Traded with the Open Outcry Method

State Banks Bonds

Section 6: Additional Infos

Athex & ATHEXClear Members List

List of Stocks under Market Making operations

Section 7: Derivatives Market Analytic Figures

Index Futures

Stock Futures

Index Options

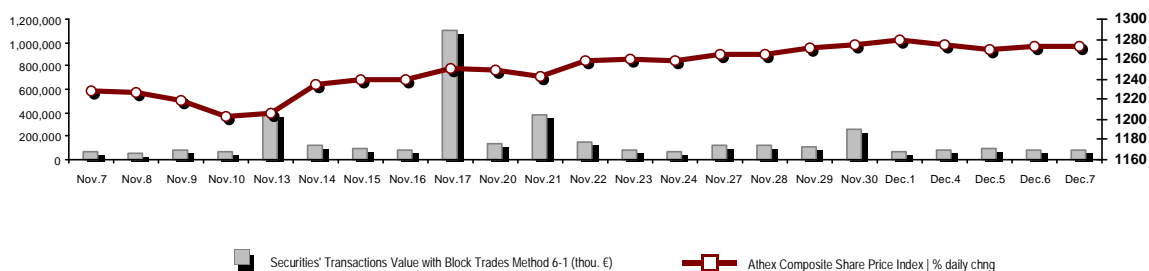
Stock Options

Stock Lending Analytic Figures

Appendix A: Sectors codification for listed companies

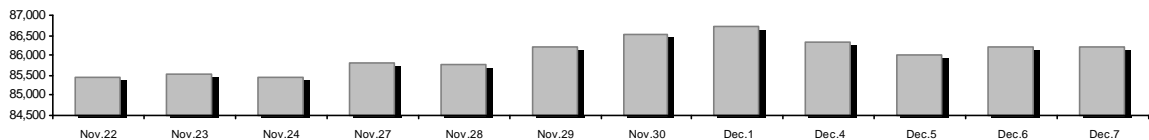
Summary of Markets

Athex Composite Share Price Index vs Shares and Derivatives Transactions Value

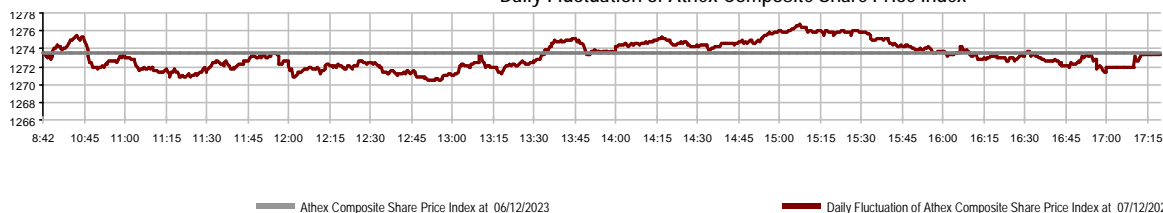


Athex Capitalisation (mill. €)**:	86,212.04	Derivatives Total Open Interest	479,113
Daily change: mill. € %	15.85 0.02%	in Index Futures % daily chng	5,112 0.16%
Yearly Avg Capitalisation: mill. € % chng prev year Avg	79,979.61 26.83%	in Stock Futures % daily chng	469,612 0.16%
Athex Composite Share Price Index % daily chng	1,273.33 -0.01%	in Index Options % daily chng	2,593 0.82%
Athex Composite Share Price Index Capitalisation (mill. €)	77,940.45	in Stock Options % daily chng	1,796 0.00%
Daily change (mill. €)	-8.75		
Securities' Transactions Value with Block Trades Method 6-1 (t)	88,488.20	Derivatives Contracts Volume:	22,573
Daily change: %	11,001.76 14.20%	Daily change: pieces %	4,817 27.13%
YtD Avg Trans. Value: thou. € % chng prev year Avg	109,916.49 52.13%	YtD Avg Derivatives Contracts % chng prev year Avg	42,788 24.56%
Blocks Transactions Value of Method 6-1 (thou. €)	9,828.75	Derivatives Trades Number:	2,134
Blocks Transactions Value of Method 6-2 & 6-3 (thou. €)	220.30	Daily change: number %	41 1.96%
Bonds Transactions Value (thou.€)	888.89	YtD Avg Trades number % chng prev year Avg	2,323 13.07%
Securities' Transactions Volume with Block Trades Method 6-1 (tho)	25,328.53	Lending Total Open Interest	447,791
Daily change: thou. pieces %	4,146.12 19.57%	Daily change: pieces %	17,566 4.08%
YtD Avg Volume: % chng prev year Avg	34,250.56 20.81%	Lending Volume (Multilateral/Bilateral)	17,500
Blocks Transactions Volume of Method 6-1 (thou. Pieces)	2,906.12	Daily change: pieces %	-500
Blocks Transactions Volume of Method 6-2 & 6-3 (thou. Pieces)	39.21	Multilateral Lending	17,000
Bonds Transactions Volume	923,000	Bilateral Lending	500
Securities' Trades Number with Block Trades Method 6-1	35,380	Lending Trades Number:	7
Daily change: number %	4,582 14.88%	Daily change: %	4
YtD Avg Trades number % chng prev year Avg	36,406 23.76%	Multilateral Lending Trades Number	6
Number of Blocks Method 6-1	19	Bilateral Lending Trades Number	1
Number of Blocks Method 6-2 & 6-3	1		
Number of Bonds Transactions	201		

Athex Capitalisation (mill. €)**



Daily Fluctuation of Athex Composite Share Price Index



Athex Indices

Index name	07/12/2023	06/12/2023	pts.	%	Min	Max	Year min	Year max	Year change
Athex Composite Share Price Index	1,273.33 €	1,273.48	-0.15	-0.01%	1,270.39	1,276.67	929.79	1,351.68	36.95% #
Athex ESG Index	1,447.70 €	1,450.33	-2.63	-0.18%	1,445.06	1,453.41	1,057.52	1,541.00	36.88% #
FTSE/Athex Large Cap	3,071.96 €	3,076.98	-5.02	-0.16%	3,065.18	3,084.06	2,250.77	3,280.71	36.44% #
FTSE/Athex Mid Cap Index	2,191.64 €	2,193.04	-1.40	-0.06%	2,184.57	2,202.15	1,411.43	2,224.46	55.28% #
FTSE/ATHEX High Dividend Yield Index	3,777.05 #	3,764.06	12.99	0.35%	3,760.04	3,777.15	3,028.28	4,088.01	24.73% #
FTSE/ATHEX Global Traders Index Plus	3,818.19 #	3,802.54	15.65	0.41%	3,802.28	3,821.31	2,616.09	4,115.43	45.95% #
FTSE/ATHEX Mid & Small Cap Factor-Weighted Ind	5,559.16 #	5,462.12	97.04	1.78%	5,461.23	5,566.62	4,353.12	5,946.34	26.47% #
ATHEX Select Index Plus	4,490.61 #	4,490.14	0.47	0.01%	4,471.47	4,496.48	3,071.06	4,762.60	46.22% #
ATHEX Select Index	6,968.89 #	6,888.00	80.89	1.17%	6,878.15	6,998.78	4,343.88	7,125.71	60.43% #
FTSE/Athex Market Index	734.41 €	735.15	-0.74	-0.10%	732.83	737.25	539.21	780.89	36.17% #
Athex Composite Index Total Return Index	2,317.47 €	2,317.73	-0.26	-0.01%	2,312.12	2,323.54	1,641.17	2,440.14	41.21% #
FTSE/Athex Large Cap Total Return	5,079.66 €	5,087.96	-8.30	-0.16%			3,623.42	5,338.50	41.06% #
FTSE/Athex Mid Cap Total Return	2,951.53 €	2,953.42	-1.89	-0.06%			1,881.61	2,956.50	58.88% #
Hellenic Mid & Small Cap Index	1,893.05 #	1,890.19	2.86	0.15%	1,885.57	1,893.96	1,365.14	2,011.62	38.67% #
FTSE/Athex Banks	1,035.17 €	1,051.07	-15.90	-1.51%	1,032.53	1,051.07	640.09	1,117.78	61.60% #
FTSE/Athex Financial Services	1,319.36 €	1,351.48	-32.12	-2.38%	1,311.95	1,353.95	672.72	1,514.55	92.49% #
FTSE/Athex Industrial Goods & Services	8,177.94 €	8,206.99	-29.05	-0.35%	8,111.41	8,215.57	4,603.86	8,651.06	76.31% #
FTSE/Athex Retail	1,175.12 #	1,171.61	3.51	0.30%	1,168.00	1,189.73	901.21	1,375.58	30.39% #
FTSE/ATHEX Real Estate	4,513.78 #	4,478.40	35.38	0.79%	4,456.86	4,517.41	3,750.22	4,816.41	10.82% #
FTSE/Athex Consumer Goods & Services	13,979.98 #	13,569.74	410.24	3.02%	13,569.74	13,979.98	8,974.47	16,184.74	52.66% #
FTSE/Athex Food & Beverage	9,866.02 #	9,794.42	71.60	0.73%	9,775.94	9,907.53	8,101.49	11,188.59	16.53% #
FTSE/Athex Basic Resources	8,308.79 #	8,288.28	20.51	0.25%	8,275.27	8,373.51	6,463.31	10,590.89	28.03% #
FTSE/Athex Construction & Materials	4,744.91 #	4,743.66	1.25	0.03%	4,705.79	4,749.35	3,204.90	4,808.27	48.05% #
FTSE/Athex Energy	5,463.56 €	5,502.57	-39.01	-0.71%	5,441.83	5,523.60	4,689.99	5,856.79	8.62% #
FTSE/Athex Travel & Leisure	2,682.54 #	2,680.09	2.45	0.09%	2,680.09	2,714.57	2,196.17	3,051.18	20.98% #
FTSE/Athex Technology	3,164.02 #	3,156.71	7.31	0.23%	3,145.01	3,183.55	2,047.81	3,183.55	54.02% #
FTSE/Athex Telecommunications	3,710.23 #	3,653.53	56.70	1.55%	3,631.48	3,718.19	3,511.53	4,415.99	-8.88% €
FTSE/Athex Utilities	5,771.47 #	5,726.52	44.95	0.78%	5,723.19	5,772.10	4,598.77	6,190.27	25.50% #
FTSE/Athex Health Care	488.14 #	460.26	27.88	6.06%	460.26	492.52	380.60	504.88	16.53% #
FTSE/Athex Personal Products	7,634.19 €	7,802.76	-168.57	-2.16%	7,622.81	7,802.76	6,441.87	8,477.75	15.56% #
Athex All Share Index	297.86 #	297.81	0.05	0.02%	297.86	297.86	231.11	314.56	29.37% #
MSCI GREECE REBASED	4,894.53 €	4,909.49	-14.96	-0.30%	4,884.22	4,917.72	4,125.04	5,209.29	--- -
Hellenic Corporate Bond Index	128.02 #	127.87	0.14	0.11%			118.78	128.02	7.59% #
Hellenic Corporate Bond Price Index	89.70 #	89.61	0.09	0.10%			85.96	89.70	4.03% #

Note 1: FTSE/Med 100, Hellenic Corporate Bond Price Index and Hellenic Corporate Bond Index closing prices refer to the previous trading day of 05/12/2023.

Note 2: The Hellenic Mid & Small Cap Index is a Customized index calculated by the Athens Exchange.

Analytic Figures for Athex Market's Boards and Categories

	Total Traded Securities	Main Market	Surveillance	Exchange Traded Funds (ETFs)
Totals	124	114	9	1
Gain / Lose / Same:	70 / 31 / 23	66 / 30 / 18	4 / 0 / 5	0 / 1 / 0
Athex Capitalisation (mill. €) **	86,212.04	86,125.89	86.15	
Daily Average Trans/ons Value(thou.€)	109,916.49	109,619.48	257.09	81.09
Transactions Value	88,708.50	88,437.30	40.14	231.06
Main Board:	78,659.45	78,388.25	40.14	231.06
Blocks Board 6_2_3:	10,049.05	10,049.05	0.00	0.00
Forced Sales Board:	0.00	0.00	0.00	0.00
Special Terms Board:	0.00	0.00	0.00	0.00
Daily Average Transactions Volume	34,250,565	33,175,694	1,078,500	2,777
Transactions Volume	25,367,732	24,877,104	483,184	7,444
Main Board:	22,422,407	21,931,779	483,184	7,444
Blocks Board 6_2_3:	2,945,325	2,945,325	0	0
Forced Sales Board:	0	0	0	0
Special Terms Board:	0	0	0	0
Daily Average Number of Trades	36,406	36,195	207	5
Number of Trades	35,381	35,235	80	66
Main Board:	35,361	35,215	80	66
Blocks Board 6_2_3:	20	20	0	0
Forced Sales Board:	0	0	0	0
Special Terms Board:	0	0	0	0

Trading Details by Athex Sectors and Financial Instruments (ETFs)

Code	Sectors	Gain / Lose / Same	Number of Trades	Transactions Volume	Transactions Value	% of Total Trans. Value
3010	- Banks	2 / 5 / 0	10,534	12,938,094	38,998,662.89	43.96%
5510	- Basic Resources	13 / 2 / 2	1,853	811,777	1,542,008.90	1.74%
5010	- Construction & Materials	9 / 3 / 3	3,121	1,601,141	5,048,243.79	5.69%
4020	- Consumer Products & Services	5 / 0 / 2	480	231,678	348,490.98	0.39%
6010	- Energy	1 / 2 / 1	2,802	300,194	3,152,869.51	3.55%
12000	- Financial Instruments	0 / 1 / 0	66	7,444	231,058.36	0.26%
3020	- Financial Services	1 / 3 / 1	663	95,050	514,816.54	0.58%
4510	- Food Beverage & Tobacco	3 / 1 / 2	430	105,196	728,296.46	0.82%
2010	- Health Care	3 / 0 / 0	900	3,367,547	2,549,733.37	2.87%
5020	- Industrial Goods & Services	7 / 4 / 4	2,012	807,546	3,739,830.57	4.22%
3030	- Insurance	1 / 0 / 0	35	5,355	24,336.18	0.03%
4030	- Media	1 / 0 / 0	14	30,978	16,169.75	0.02%
4520	- Personal Care, Drug & Grocery Stores	0 / 1 / 1	681	114,688	873,821.62	0.99%
3510	- Real Estate	5 / 2 / 3	926	333,070	1,013,887.28	1.14%
4040	- Retail	6 / 1 / 0	1,721	467,173	8,625,053.99	9.72%
1010	- Technology	6 / 4 / 1	1,802	854,529	2,886,437.94	3.25%
1510	- Telecommunications	2 / 0 / 0	1,967	403,927	5,282,266.80	5.95%
4050	- Travel & Leisure	1 / 1 / 3	3,117	2,084,019	7,429,680.90	8.38%
6510	- Utilities	4 / 1 / 0	2,257	808,326	5,702,831.72	6.43%

Top 10 best & worst performing Shares

Main Market

With positive Price change	Closing price	change	With negative Price change	Closing price	change
AKRITAS SA (CR)	1.53	27.50% #	NATIONAL BANK (CR)	6	-3.23% €
KORDELLOS BROS SA (CR)	0.67	15.92% #	MIG (CR)	5.12	-3.03% €
GEN. COMMERCIAL & IND.SA (CR)	1.97	12.89% #	KEKROPS SA (CR)	1.805	-2.96% €
LANAKAM SA (CR)	1.04	10.64% #	AVAX S.A. (CR)	1.574	-2.72% €
LOULIS FOOD (CR)	2.97	9.59% #	EKTER SA (CR)	4.01	-2.43% €
NAKAS MUSIC	3.42	8.92% #	HELLENIC EXCHANGES-A.S.E. (CR)	5.34	-2.38% €
UNIBIOS (CR)	1.225	8.41% #	GR. SARANTIS S.A. (CR)	7.67	-2.29% €
ILYDA S.A. (CR)	1.44	7.06% #	PETROPOULOS PETROS (CR)	8.74	-2.02% €
LAVIPHARM SA (CR)	0.76	6.44% #	AUSTRIACARD (CB)	6.2	-1.59% €
INTERWOOD-XYLEMPORIA (CR)	0.4	6.38% #	EUROBANK HOLDINGS (CR)	1.605	-1.53% €
DROMEAS SA (CR)	0.35	6.38% #			
With the highest Transactions Value	Value (thou. €)	change	With the highest Transactions Volume	Volume	change
NATIONAL BANK (CR)	21,440.81	-3.23% €	EUROBANK HOLDINGS (CR)	4,130,066	-1.53% €
JUMBO SA (CR)	8,119.89	3.22% #	ALPHA SERVICES HOLD (CR)	3,551,713	0.67% #
EUROBANK HOLDINGS (CR)	6,625.05	-1.53% €	NATIONAL BANK (CR)	3,519,581	-3.23% €
ALPHA SERVICES HOLD (CR)	5,343.22	0.67% #	LAVIPHARM SA (CR)	3,353,705	6.44% #
PIRAEUS FINANCIAL HOLD (CR)	5,319.16	-0.95% €	PIRAEUS FINANCIAL HOLD (CR)	1,705,360	-0.95% €
OTE (CR)	5,225.12	1.53% #	INTRALOT (CR)	1,665,647	0.00% -
OPAP (CR)	4,275.29	0.00% -	INTRACOM HOLDINGS (CR)	558,638	0.33% #
PPC (CR)	4,273.23	1.12% #	INTRAKAT (CR)	513,827	1.06% #
LAVIPHARM SA (CR)	2,511.48	6.44% #	OTE (CR)	395,825	1.53% #
MYTILINEOS (CR)	2,494.66	-0.44% €	PPC (CR)	395,815	1.12% #

Note: Stocks that are not included in the "Under Supervision" category, and the transactions value is more than 10,000 €.

Derivatives Summary

	Number of Trades	Volume	Open Interest
Index Futures	111	468	5,112
FTSE/Athex Banks	0	0	1,535
FTSE/Athex Large Cap	111	468	3,473
MSCI GREECE REBASED	0	0	104
Stock Futures	2,008	21,967	469,612
ADMIE (IPTO) HOLDING S.A. (CR)	14	130	24,244
AEGEAN AIRLINES (CR)	133	500	6,492
ALPHA SERVICES HOLD (CR)	159	4,841	193,265
AUTOHELLAS SA (CR)	2	2	194
AVAX S.A. (CR)	60	198	1,231
CC HBC AG (CR)	21	186	417
CENERGY HOLDINGS (CB)	24	326	4,797
ELLAKTOR (CR)	32	195	1,011
ELVALHALCOR (CR)	25	141	1,454
EUROBANK HOLDINGS (CR)	51	643	28,819
EYDAP S.A. (CR)	3	11	2,652
FOURLIS (CR)	5	17	1,016
GEK TERNA (CR)	21	101	6,320
HELLENIC EXCHANGES-A.S.E. (CR)	55	1,676	9,539
HELLENIQ ENERGY (CR)	108	425	2,221
INTRACOM HOLDINGS (CR)	149	1,172	7,144
INTRAKAT (CR)	200	2,386	10,392
JUMBO SA (CR)	45	411	1,587
LAMDA DEVELOPMENT SA (CR)	45	142	5,660
MIG (CR)	2	10	157
MOTOR OIL (CR)	17	314	953
MYTILINEOS (CR)	89	453	3,289
NATIONAL BANK (CR)	193	1,781	28,758
OPAP (CR)	20	225	2,039
OPTIMA BANK (CR)	1	4	83
OTE (CR)	90	237	7,944
P.P.A. S.A. (CR)	2	60	159
PIRAEUS FINANCIAL HOLD (CR)	162	2,960	69,960
PPC (CR)	164	1,532	26,413
QUEST HOLDINGS (CR)	1	1	104
TERNA ENERGY (CR)	36	238	15,710
TITAN CEMENT (CB)	10	310	638
VIOHALCO SA/NV (CB)	69	339	4,950
Index Options	14	135	2,593
FTSE/Athex Large Cap	14	135	2,593
Stock Options	1	3	1,796
ALPHA SERVICES HOLD (CR)	0	0	0
NATIONAL BANK (CR)	0	0	1,594
OPAP (CR)	0	0	167
OTE (CR)	0	0	22
PIRAEUS FINANCIAL HOLD (CR)	0	0	0
PPC (CR)	1	3	13
Total Derivatives Traded	2,134	22,573	479,113

Number of Outstanding Securities	Nominal Value	Dividends [1]			Date of Last Coupon		Note	Shares	Closing price	% change	Previous closing price/date		Open price	Price min	Price max	Last price	Avg price	Last Bid [7]	Last Ask [7]	P/E after tax	Year	Volume	Trades	Transactions Value[8]	Company Mkt Value (thou. €)	Year low	Year high	Sector[4]	
2020	2021	2022	Dividend [2]	Right																									
2,351,697,671	0.290	---	---	---	07/04/2008	18/04/2017	---	ALPHA SERVICES HOLD (CR)	1.508	0.67	P	1.498	06/12/2023	1.504	1.4875	1.5115	1.508	1.504	3587@1.50	750@1.51	---	---	3,551,713	2,471	5,343,221.18	3,546,360.09	1.0015	1.682	30101010
36,353,868	1.00	---	---	(0.025)	10/07/2023	21/08/2023	---	AUSTRIACARD (CB)	6.2	-1.59	E	6.3	06/12/2023	6.3	6.15	6.35	6.2	6.246	4615@6.15	200@6.25	---	---	35,071	160	219,060.45	225,393.98	5.2	7.7	10101010
48,624,764	0.080	0.23	0.46	0.65	24/04/2023	05/12/2022	---	AUTOHELLAS SA (CR)	12.6	0.64	P	12.52	06/12/2023	12.46	12.34	12.6	12.6	12.472	400@12.44	10@12.62	---	---	14,927	146	186,169.74	612,672.03	10.06	14.76	40201040
190,162,681	---	---	---	0.05	19/06/2023	07/12/2016	---	CENERGY HOLDINGS (CB)	6.96	0.29	P	6.94	06/12/2023	6.89	6.87	6.98	6.96	6.934	4153@6.96	12@6.97	---	---	102,222	311	708,805.29	1,323,532.26	3.015	7.4	50202010
372,553,049	6.70	0.64	0.71	0.78	25/05/2023	29/04/2013	---	CC HBC AG (CR)	26.24	0.73	P	26.05	06/12/2023	26	26	26.35	26.24	26.251	43@26.21	79@26.23	---	---	16,516	144	433,560.78	9,775,792.01	21.54	29.91	45101020
54,200,000	0.075	---	0.035	0.074	18/07/2023	23/11/2021	---	EPSILON NET (CR)	9.52	0.21	P	9.5	06/12/2023	9.5	9.45	9.55	9.52	9.513	20@9.50	1009@9.55	---	---	3,352	42	31,888.94	515,984.00	6.2	12	10101015
3,716,479,777	0.220	---	---	---	02/05/2008	20/05/2019	---	EUROBANK HOLDINGS (CR)	1.605	-1.53	E	1.63	06/12/2023	1.617	1.592	1.626	1.605	1.604	29602@1.60	351@1.61	---	---	4,130,066	2,658	6,625,048.42	5,964,950.04	1.0495	1.72	30101010
52,131,944	1.00	---	0.1102	0.11	29/06/2023	23/07/2019	---	FOURLIS (CR)	4.1	-0.61	E	4.125	06/12/2023	4.13	4.08	4.175	4.1	4.112	1230@4.09	300@4.15	---	---	97,816	281	402,191.16	213,740.97	3.26	5	40401010
305,635,185	2.18	0.1	0.1	0.3	28/06/2023	01/10/2003	---	HELLENIO ENERGY (CR)	7.7	-0.90	E	7.77	06/12/2023	7.84	7.61	7.9	7.7	7.77	573@7.69	25814@7.70	---	---	228,957	2,028	1,778,923.71	2,353,390.92	6.55	8.68	60101020
83,600,000	0.760	---	---	---	03/07/2007	17/07/2023	---	INTRACOM HOLDINGS (CR)	3.06	0.33	P	3.05	06/12/2023	3.05	3.015	3.14	3.06	3.077	84289@3.05	1500@3.07	---	---	558,638	893	1,718,916.80	255,816.00	1.678	3.14	10101010
160,523,985	0.300	---	---	---	12/08/2008	30/12/2022	---	INTRAKAT (CR)	3.8	1.06	P	3.76	06/12/2023	3.825	3.72	3.825	3.8	3.524	2000@3.77	200@3.81	---	---	513,827	523	1,810,493.37	609,991.14	1.366	3.825	50101010
136,059,759	0.880	0.77	0.77	0.322	23/11/2023	05/03/2014	---	JUMBO SA (CR)	25	3.22	P	24.22	06/12/2023	24.26	24.26	25.04	25	24.786	666@24.76	1107@25.02	---	---	327,605	1,254	8,119,890.50	3,401,493.98	15.61	29.2	40401010
176,736,715	0.300	---	---	---	30/05/2007	27/11/2019	---	LAMDA DEVELOPMENT SA (CR)	6.9	1.03	P	6.83	06/12/2023	6.83	6.785	6.91	6.9	6.841	40@6.86	4191@6.90	---	---	78,881	408	539,655.46	1,219,483.33	5.505	7.42	35101010
107,222,688	0.440	---	(0.5667)	0.2	20/06/2023	16/03/2022	---	QUEST HOLDINGS (CR)	5.74	-0.17	E	5.75	06/12/2023	5.68	5.63	5.78	5.74	5.65	440@5.63	374@5.74	---	---	58,032	169	327,860.54	615,458.23	4.655	6.73	10101010
78,325,475	---	---	---	0.6	28/06/2023	23/07/2019	---	TITAN CEMENT (CB)	19.82	-0.30	E	19.88	06/12/2023	19.88	19.7	19.9	19.82	19.815	9@19.80	542@19.82	---	---	9,076	152	179,844.52	1,552,410.91	12.04	19.98	50101030
120,528,771	1.60	---	---	---	10/11/2023	---	---	TRADE ESTATES REIC (CR)	1.7912	0.40	P	1.784	06/12/2023	1.79	1.786	1.8054	1.7912	1.798	795@1.79	3500@1.80	---	---	136,226	189	244,973.76	215,891.13	1.734	1.928	35102045
259,189,761	0.02	0.1	0.12	19/06/2023	26/02/2016	---	---	VIOHALCO SANV (CB)	5.32	-0.75	E	5.36	06/12/2023	5.36	5.3	5.44	5.32	5.346	1561@5.32	9@5.33	---	---	103,679	415	554,287.70	1,378,889.53	3.995	7.13	55102015
144,321,516	0.300	---	---	0.07	19/06/2023	22/01/2020	---	AVAX S.A. (CR)	1.574	-2.72	E	1.618	06/12/2023	1.606	1.574	1.618	1.574	1.592	3761@1.57	5000@1.59	---	---	210,710	403	335,536.10	227,162.07	0.748	1.786	50101010
232,000,000	2.12	0.1069	0.0854	0.0682	04/10/2023	19/06/2017	---	ADMIE (IPTO) HOLDING S.A. (CR)	2.28	1.33	P	2.25	06/12/2023	2.24	2.24	2.28	2.28	2.261	155@2.27	4691@2.28	18.18	2022	356,675	523	806,361.06	528,960.00	1.64	2.52	65101015
90,167,100	0.500	---	---	---	03/06/2019	24/05/2021	---	AEGEAN AIRLINES (CR)	11.68	0.69	P	11.6	06/12/2023	11.68	11.5	11.9	11.68	11.761	367@11.66	500@11.74	---	---	121,017	849	1,423,305.56	1,053,151.73	5.27	13.8	40501010
13,000,000	1.00	---	---	---	01/08/2007	07/04/2000	5093	AKRITAS SA (CR)	1.53	27.50	P	1.2	06/12/2023	1.2	1.2	1.55	1.53	1.476	345@1.45	2065@1.53	---	---	27,009	73	39,870.00	19,890.00	0.414	1.55	50101035
103,423,291	0.570	---	---	---	01/08/2011	23/08/2023	---	GEK TERNA (CR)	13.24	0.30	P	13.2	06/12/2023	13.18	13	13.24	13.24	13.109	36@13.20	124@13.24	---	---	123,424	524	1,617,985.74	1,369,324.37	10.42	14.84	50101010
382,000,000	2.48	---	---	---	20/07/2015	12/12/2001	---	PPC (CR)	10.85	1.12	P	10.73	06/12/2023	10.73	10.72	10.85	10.85	10.796	278@10.80	18351@10.85	---	---	395,815	1,193	4,273,229.72	4,144,700.00	6.6	11.22	65101015
914,715,153	1.00	---	---	---	16/05/2008	29/08/2018	---	NATIONAL BANK (CR)	6	-3.23	E	6.2	06/12/2023	6.2	5.982	6.208	6	6.092	638@6.00	50@6.02	---	---	3,519,581	3,357	21,440,806.23	5,488,290.92	3.746	6.514	30101010
11,250,000	0.520	---	0.0405	0.08	07/08/2023	09/11/2015	---	EKTER SA (CR)	4.01	-2.43	E	4.11	06/12/2023	4.07	4.01	4.22	4.01	4.148	2000@3.96	89@4.04	---	---	71,495	368	296,588.12	45,112.50	1.33	4.22	50101010
375,241,586	0.390	0.01	0.03	0.06	26/06/2023	14/07/2006	---	ELVALHALCOR (CR)	1.882	0.43	P	1.874	06/12/2023	1.87	1.86	1.9	1.882	1.884	160@1.86	527@1.88	---	---	135,732	415	255,694.11	706,204.66	1.52	2.39	55102015
348,192,005	0.040	---	---	---	05/07/2011	16/07/2021	---	ELLAKTOR (CR)	2.21	0.23	P	2.205	06/12/2023	2.2	2.2	2.25	2.21	2.222	886@2.22	148@2.23	---	---	138,814	344	308,388.89	769,504.33	1.706	2.7	50101010
60,348,000	0.420	0.07	0.1515	0.1565	14/06/2023	04/08/2021	---	HELLENIC EXCHANGES-A.S.E. (CR)	5.34	-2.38	E	5.47	06/12/2023	5.48	5.31	5.48	5.34	5.367	15323@5.33	237@5.37	---	---	80,115	506	429,991.02	322,258.32	3.09	6.13	30202015
106,500,000	0.600	---	0.28	0.02	13/09/2023	13/09/2021	---	EYDAP S.A. (CR)	6.22	0.32	P	6.2	06/12/2023	6.2	6.1	6.22	6.22	6.181	165@6.15	3665@6.22	---	---	19,648	130	121,452.05	662,430.00	5.34	7.34	65102030
604,095,621	0.300	---	---	---	30/05/2013	10/10/2023	---	INTRALOT (CR)	1.03	---	~	1.03	06/12/2023	1.036	1.012	1.058	1.03	1.036	500@1.02	57910@1.03	---	---	1,665,647	740	1,724,791.28	622,218.49	0.5526	1.058	40501020
110,782,980	0.750	---	0.9054	1.6299	26/06/2023	04/11/2013	---	MOTOR OIL (CR)	24.2	-0.66	E	24.36	06/12/2023	24.36	24.06	24.36	24.2	24.18	683@24.18	3131@24.20	---	---	55,488	684	1,341,687.62	2,680,948.12	20.8	25.82	60101020
142,891,161	0.970	0.378	0.4341	1.24	27/06/2023	07/07/2017	---	MYTILINEOS (CR)	36.1	-0.44	E	36.26	06/12/2023	36.26	35.78	36.3	36.1	35.977	7@36.02	245@36.12	---	---	69,340	859	2,494,658.70	5,158,370.91	19.94	38.3	50203000
25,000,000	2.00	0.4	0.628	1.04	07/08/2023	08/08/2003	---	P.P.A. S.A. (CR)	23.65	-0.21	E	23.7	06/12/2023	23.7	23.3	23.8	23.65	23.559	84@23.30	967@23.65	11.18	2022	4,291	86	101,090.50	591,250.00	15.86	23.8	50206060
370,062,741	0.300	0.55	0.6	1	02/11/2023	19/06/2023	---	OPAP (CR)	14.57	---	~	14.57	06/12/2023	14.63	14.57	14.77	14.57	14.642	1033@14.57	845@14.66	---	---	291,997	1,508	4,275,288.72	5,391,814.14	13.0232	16.9242	40501020
426,247,547	2.83	0.6879	0.8231	0.5888	05/07/2023	18/06/1																							

Number of Outstanding Securities	Nominal Value	Dividends [1]			Date of Last Coupon		Note	Shares	Closing price	% change	Previous closing price/date	Open price	Price min	Price max	Last price	Avg price	Last Bid [7]	Last Ask [7]	P/E after tax	Year	Volume	Trades	Transactions Value[8]	Company Mkt Value (thou. €)	Year low	Year high	Sector[4]	
2020	2021	2022	Dividend [2]	Right																								
118,105,090	0.300	0.3407	0.3411	0.3798	26/06/2023	05/03/2020	---	TERNA ENERGY (CR)	15.6	-0.13	€ 15.62	06/12/2023	15.87	15.6	15.87	15.6	15.647	110@15.59	5@15.64	---	---	30,986	380	484,834.53	1,842,439.40	12.92	21.34	65101010
73,694,142	3.45	---	---	---	---	04/10/2023	---	OPTIMA BANK (CR)	7.7	-0.65	€ 7.75	06/12/2023	7.75	7.6	7.75	7.7	7.685	250@7.69	193@7.70	---	---	25,717	105	197,633.30	567,444.89	6.88	7.96	30101010
Main Market - Medium Liquidity Class																												
13,126,020	0.660	0.0837	0.1163	0.1158	26/07/2023	04/09/2020	---	AS COMPANY SA (CR)	2.38	2.59	P 2.32	06/12/2023	2.32	2.32	2.39	2.38	2.358	400@2.32	89@2.38	---	---	1,704	12	4,017.51	31,239.93	2.02	2.76	40401030
3,114,144	0.360	0.1558	0.3427	0.2304	29/05/2023	02/06/2020	---	ALPHA TRUST (CR)	6.45	---	~ 6.45	06/12/2023	6.45	6.45	6.45	6.45	6.45	25@6.35	500@6.40	---	---	600	21	3,870.00	20,086.23	4.32	7.05	30202010
243,164,193	0.300	---	---	---	30/12/2021	05/12/2023	---	ATTICA HOLDINGS (CR)	2.62	---	~ 2.62	06/12/2023	2.42	2.41	2.62	2.62	2.512	50@2.42	2090@2.62	---	---	394	5	989.60	637,090.19	1.839	2.7117	40501015
35,764,593	2.10	0.06	0.075	0.1046	02/05/2023	25/11/2019	---	BRIQ PROPERTIES (CR)	1.915	0.52	P 1.905	06/12/2023	1.9	1.9	1.93	1.915	1.917	11000@1.90	400@1.92	---	---	14,895	34	28,560.05	68,489.20	1.825	2.11	35102030
101,123,806	0.360	---	---	---	22/07/2010	28/06/2011	---	CENTRIC HOLDINGS (CR)	0.383	2.96	P 0.372	06/12/2023	0.377	0.37	0.385	0.383	0.381	1942@0.383	400@0.384	---	---	100,308	92	38,234.64	38,730.42	0.263	0.457	40203040
784,500	10.00	---	0.3	---	30/11/2023	31/07/2018	---	CNL CAPITAL (CR)	7.6	3.40	P 7.35	06/12/2023	7.4	7.25	7.8	7.6	7.385	200@7.45	199@7.60	-(6)	2022	882	18	6,513.30	5,962.20	5	9.4	30202010
10,482,600	0.300	---	---	---	06/10/2005	13/02/2002	---	CPI SA (CR)	0.628	4.32	P 0.602	06/12/2023	0.608	0.608	0.628	0.628	0.618	2000@0.622	25@0.628	---	---	11,495	33	7,105.10	6,583.07	0.536	0.892	10102030
18,680,300	0.050	---	---	---	06/07/2022	---	---	DIMAND (CR)	11.05	0.46	P 11	06/12/2023	11.1	10.95	11.1	11.05	11.057	1@10.95	183@11.00	---	---	5,159	34	57,041.60	206,417.32	10.3	14.9	35101010
11,869,224	0.540	0.087	0.136	0.15	03/07/2023	30/08/2019	---	FLEXOPACK SA (CR)	8	---	~ 8	06/12/2023	---	---	---	---	---	300@7.75	265@8.00	---	---	---	---	---	94,953.79	7.4	9.45	50203030
48,003,921	0.400	---	---	---	30/08/1993	26/06/2023	---	IDEAL HOLDINGS (CR)	6.1	-0.16	€ 6.11	06/12/2023	6.11	6.05	6.17	6.1	6.124	700@6.09	250@6.14	---	---	21,612	121	132,359.81	292,823.92	3.38	6.39	10102030
167,868,482	0.300	---	---	---	20/08/2007	28/11/2022	---	LAVIPHARM SA (CR)	0.76	6.44	P 0.714	06/12/2023	0.716	0.716	0.768	0.76	0.749	3500@0.754	33523@0.768	---	---	3,353,705	793	2,511,482.98	127,580.05	0.366	0.78	20103015
4,740,000	0.860	---	---	---	14/03/2003	---	---	LOGISMOS S.A. (CR)	1.17	---	~ 1.17	06/12/2023	1.1	1.1	1.17	1.17	1.169	2800@1.10	76@1.17	-(6)	2022	51	3	59.60	5,545.80	0.91	1.41	10101015
17,120,280	0.940	0.06	0.06	---	27/06/2022	26/06/2023	---	LOULIS FOOD (CR)	2.97	9.59	P 2.71	06/12/2023	2.7	2.7	2.97	2.97	2.857	300@2.94	795@2.95	---	---	60,389	197	172,527.56	50,847.23	2.38	3.7	45102020
4,419,616	1.58	---	---	0.1531	10/07/2023	04/03/2015	---	MEDICON S.A (CR)	3.48	3.88	P 3.35	06/12/2023	3.36	3.35	3.48	3.48	3.411	250@3.36	400@3.49	---	---	8,109	82	27,661.51	15,380.26	2.84	4.4	20102010
468,700	2.24	3.42	---	03/05/2022	21/05/2004	---	---	MERMEREN KOMB. A.D. PR. (GDR)	46.6	0.43	P 46.4	06/12/2023	46.6	46.6	47	47	46.633	3@45.00	49@46.60	1.56	2022	36	2	1,678.80	21,841.42	31	59	55102000
10,500,000	0.950	---	---	---	24/06/2008	21/07/2023	---	MEVACO SA (CR)	3.92	3.16	P 3.8	06/12/2023	3.8	3.8	3.96	3.92	3.855	198@3.86	81@3.92	13.00	2022	4,349	32	16,764.88	41,160.00	2.52	4.22	55102015
31,317,025	0.400	---	---	---	26/04/2007	10/05/2023	---	MIG (CR)	5.12	-3.03	€ 5.28	06/12/2023	5.28	5.12	5.3	5.12	5.182	1792@5.12	200@5.19	---	---	9,775	89	50,654.46	160,343.17	0.987	8.4	30202000
87,127,162	0.500	---	---	---	08/06/2023	28/07/2021	---	PREMIA (CR)	1.198	-0.99	€ 1.21	06/12/2023	1.206	1.19	1.21	1.198	1.195	1000@1.19	720@1.20	---	---	64,717	163	77,314.42	104,378.34	1.07	1.41	35102000
24,377,795	0.230	---	---	0.04	03/07/2023	08/06/2022	---	PROFILE SA (CR)	4.35	0.46	P 4.33	06/12/2023	4.34	4.3	4.35	4.35	4.332	844@4.30	1157@4.35	---	---	24,363	105	105,535.91	106,043.41	2.575	4.96	10101010
27,345,120	0.280	---	---	---	18/07/2005	26/02/2014	---	QUALITY & RELIABILITY SA (CR)	0.59	-0.34	€ 0.592	06/12/2023	0.598	0.58	0.616	0.59	0.596	4185@0.590	100@0.610	---	---	78,869	104	47,002.36	16,133.62	0.465	0.824	10101010
6,456,530	1.08	0.0804	0.12	0.1314	17/07/2023	02/08/2010	---	SPACE HELLAS SA (CR)	7.2	5.26	P 6.84	06/12/2023	6.88	6.88	7.22	7.2	7.053	100@7.04	535@7.20	---	---	8,102	79	57,142.94	46,487.02	5.28	10	15101010
17,190,046	0.300	---	---	---	16/11/1992	04/12/2023	---	UNIBIOS (CR)	1.225	8.41	P 1.13	06/12/2023	1.14	1.14	1.23	1.225	1.202	1000@1.21	1225@1.22	---	---	86,515	207	104,004.76	21,057.81	0.558	1.31	50204000
32,413,681	0.370	---	---	---	15/07/2009	11/05/2000	---	ALUMIL (CR)	2.8	5.26	P 2.66	06/12/2023	2.68	2.67	2.9	2.8	2.813	1595@2.80	250@2.88	---	---	148,711	342	418,252.60	90,758.31	1.986	4.26	55102035
3,576,883	3.44	(0.4452)	0.5109	---	30/10/2023	19/07/2022	---	ANDROMEDA SA (CR)	6.46	-0.92	€ 6.52	06/12/2023	6.5	6.44	6.58	6.46	6.468	79@6.44	1387@6.46	---	2022	3,678	29	23,787.76	23,106.66	5.8999	7.3999	30204000
15,300,000	0.300	---	---	---	30/07/2009	13/12/1999	---	ATTICA PUBLICATIONS SA (CR)	0.33	---	~ 0.33	06/12/2023	---	---	---	---	---	2000@0.280	4802@0.350	---	---	---	---	---	5,049.00	0.236	0.39	40301030
18,810,000	0.400	---	---	---	08/07/2010	14/11/2007	---	VARVERIS - MODA BAGNO SA (CR)	1.92	4.35	P 1.84	06/12/2023	1.9	1.9	1.94	1.92	1.919	1385@1.80	1000@1.90	---	---	760	5	1,458.40	36,115.20	0.6	1.94	40401025
23,986,500	1.04	---	---	---	26/06/2009	28/08/2023	---	BIOKARPET S.A.(CR)	2.84	---	~ 2.84	06/12/2023	2.85	2.83	2.96	2.84	2.874	500@2.81	850@2.85	---	---	28,441	81	81,727.88	68,121.66	1.5	3.47	50101035
6,325,000	0.600	---	0.19	0.153	03/07/2023	17/02/2014	---	VOYATZOGLOU (CR)	2.42	---	~ 2.42	06/12/2023	---	---	---	---	---	290@2.32	400@2.34	---	---	---	---	---	15,306.50	1.97	2.8	50205010
24,060,000	0.300	0.035	0.055	0.075	25/04/2023	01/07/2019	---	GEN. COMMERCIAL & IND.SA (CR)	1.97	12.89	P 1.745	06/12/2023	1.775	1.775	1.995	1.97	1.909	500@1.93	3550@1.98	12.18	2022	52,024	163	99,294.27	47,398.20	1.175	2.11	50205010
15,878,748	0.480	---	---	---	10/07/2006	22/03/2004	---	DOMIKI KRITIS SA (CR)	3.59	1.41	P 3.54	06/12/2023	3.59	3.55	3.6	3.59	3.588	350@3.49	100@3.53	---	---	853	6	3,060.27	57,004.71	1.071	3.6	50101010
34,720,000	0.310	---	---	---	16/06/2010	01/08/2007	---	DROMEAS SA (CR)	0.35	6.38	P 0.329	06/12/2023	0.339	0.339	0.35	0.35	0.347	78@0.344	2999@0.354	---	---	53,666	47	18,616.85	12,152.00	0.3	0.45	40202015
13,673,200	0.420	---	---	---	18/07/2008	26/07/2001	---	EVROFARMA SA (CR)	1.14	1.79	P 1.12	06/12/2023	1.14	1.12	1.16	1.14	1.142	1000@1.13	920@1.14	---	---	23,943	50	27,348.98	15,587.45	0.684	1.19	45102020
18,410,839	1.00	0.027	0.262	0.202	23/08/2023	10/09/2010	---	ELASTRON (CR)	3.02	1.34	P 2.98	06/12/2023	2.93	2.93	3.05	3.02	3.012	100@2.97	633@3.02	---	---	10,510	59	31,660.81	55,600.73	2.21	3.82	55102010
3,307,500	0.210	---	---	0.4	13/10/2023	30/11/2022	---	ELVE SA (CR)	5	---	~ 5	06/12/2023	5	5	5	5	5	50@4.82	99@5.00	19.71	2022	14	1	70.00	16,537.50	4.5	5.9	40204020
23,828,130	0.500	---	0.0737	---	18/07/2022	17/02/2009																						

Daily Official List

Year: 144 Trading Day No: 235

Section 2: Analytic Figures of Shares Transactions

Thursday, 7 December, 2023

Number of Outstanding Securities	Nominal Value	Dividends [1]			Date of Last Coupon		Note	Shares	Closing price	% change	Previous closing price/date	Open price	Price min	Price max	Last price	Avg price	Last Bid [7]	Last Ask [7]	P/E after tax	Year	Volume	Trades	Transactions Value[8]	Company Mkt Value (thou. €)	Year low	Year high	Sector[4]		
2020	2021	2022	Dividend [2]	Dividend [2]																									
19,864,886	5.60	0.672	0.672	0.672	20/04/2023	02/07/2008	---	BANK OF GREECE (CR)	14.65	-0.68	€	14.75	06/12/2023	14.7	14.65	14.75	14.65	14.69	1@14.65	472@14.75	---	---	3,155	33	46,348.10	291,020.58	12.8	18	30101010
26,730,187	0.520	0.08	0.1	0.12	29/06/2023	01/08/2017	---	ELTON SA (CR)	2.17	-0.46	€	2.18	06/12/2023	2.13	2.13	2.22	2.17	2.161	260@2.14	385@2.17	---	---	8,651	66	18,691.19	58,004.51	1.8	2.92	50205010
30,000,000	0.050	0.06	0.09	0.1	09/06/2023	11/06/2020	---	ENTERSOFT (CR)	6.56	0.92	€	6.5	06/12/2023	6.44	6.44	6.6	6.56	6.525	1203@6.50	15@6.56	---	---	40,608	89	264,953.52	196,800.00	3.61	6.6	10101015
36,300,000	1.12	0.223	0.2186	---	14/09/2022	12/12/2007	---	THESSALONIKA WATER & SEWERAGE	3.26	0.31	€	3.25	06/12/2023	3.25	3.25	3.29	3.27	3.259	572@3.23	174@3.27	---	---	5,202	31	16,954.36	118,338.00	2.92	3.92	65102030
15,083,480	0.300	---	---	---	02/06/2010	04/02/2022	---	EUROCONSULTANTS S.A. (CR)	1.07	1.91	€	1.05	06/12/2023	1.07	1.05	1.075	1.07	1.058	69@1.06	11695@1.08	---	---	55,783	80	59,019.07	16,139.32	0.576	1.14	50205020
86,735,980	0.310	---	---	---	06/07/2009	07/09/2023	---	ATHENS MEDICAL CENTER SA (CR)	1.85	1.65	€	1.82	06/12/2023	1.82	1.815	1.87	1.85	1.847	400@1.83	1184@1.85	---	---	5,733	25	10,588.88	160,461.56	1.375	2.15	20101025
114,320,400	0.100	---	0.01	---	26/11/2021	05/08/2019	---	IKTINOS HELLAS SA (CR)	0.479	2.24	€	0.4685	06/12/2023	0.4765	0.4635	0.48	0.479	0.476	3000@0.476	4640@0.480	---	---	136,429	193	64,883.12	54,759.47	0.402	0.734	50101035
8,226,132	0.450	---	---	0.02	17/07/2023	13/10/2014	---	ILYDA S.A. (CR)	1.44	7.06	€	1.345	06/12/2023	1.355	1.355	1.465	1.44	1.413	150@1.42	3365@1.44	9.22	2022	22,438	83	31,694.91	11,845.63	1.055	1.92	10101015
2,566,836	0.440	---	0.016	0.016	03/07/2023	09/01/2007	---	INTERWOOD-XYLEMPORIA (PR)	0.34	1.80	€	0.334	06/12/2023	0.398	0.318	0.398	0.34	0.324	1@0.332	49@0.340	---	---	5,709	24	1,847.19	14,867.30	0.192	0.5	50101020
34,986,430	0.440	---	---	---	25/07/2008	23/02/2010	---	INTERWOOD-XYLEMPORIA (CR)	0.4	6.38	€	0.376	06/12/2023	0.385	0.385	0.412	0.4	0.4	3000@0.398	1159@0.405	---	---	177,525	138	71,029.49	14,867.30	0.1975	0.49	50101020
18,567,912	0.590	0.12	0.24	---	05/07/2023	26/01/2021	---	INTERLIFE G.C.I.(CR)	4.57	1.33	€	4.51	06/12/2023	4.51	4.5	4.58	4.57	4.545	565@4.45	495@4.57	---	2022	5,355	35	24,336.18	84,855.36	3.47	4.95	30302025
8,424,900	0.500	---	---	---	12/07/2010	04/07/2019	---	INTERTECH SA (CR)	1.37	---	€	1.37	06/12/2023	1.395	1.365	1.44	1.365	1.382	100@1.35	100@1.37	23.65	2022	2,145	11	2,963.68	11,542.11	0.92	1.72	50205010
19,804,134	0.150	---	---	---	01/07/2004	06/11/2017	---	KEKROPS SA (CR)	1.805	-2.96	€	1.86	06/12/2023	1.85	1.8	1.865	1.805	1.829	1276@1.81	1000@1.82	3.43	2022	29,684	84	54,306.54	35,746.46	0.903	2.04	35101010
40,219,218	0.260	---	---	---	29/08/2022	10/06/2019	---	KLOUKINAS - LAPPAS SA (CR)	1.475	0.34	€	1.47	06/12/2023	1.47	1.47	1.59	1.475	1.52	2300@1.47	877@1.48	---	---	155,529	287	236,380.10	59,323.35	0.5	1.59	50101010
11,510,102	0.890	---	---	---	24/06/2005	06/10/1999	---	NAFPAKTOS TEXTILE (CR)	1.02	---	€	1.02	06/12/2023	1.02	1	1.06	1.02	1.027	555@1.01	25@1.04	---	---	4,038	54	4,147.89	11,740.30	0.9	1.31	55101020
21,224,340	0.420	0.0035	0.02	---	06/09/2022	25/04/2006	---	KORDELLOS BROS SA (CR)	0.67	15.92	€	0.578	06/12/2023	0.58	0.58	0.682	0.67	0.646	300@0.668	500@0.672	5.89	2022	307,704	378	198,669.51	14,220.31	0.451	0.74	55102010
33,065,136	0.380	0.2	0.2001	0.2004	24/08/2023	16/09/2013	---	KRI-KRI S.A. (CR)	9.4	-0.42	€	9.44	06/12/2023	9.5	9.38	9.5	9.4	9.442	3@9.40	650@9.46	97.89	2022	3,798	23	35,859.86	310,812.28	6.08	9.8	45102020
7,595,160	0.600	---	---	---	10/09/2019	18/08/2010	---	KIRIAKOULIS SHIPPING SA (CR)	1.065	-1.39	€	1.08	06/12/2023	1.08	1.05	1.08	1.08	1.069	500@1.05	501@1.08	---	---	4,964	15	5,305.74	8,088.85	0.868	1.265	40501015
6,200,000	0.500	---	---	---	22/06/2010	01/11/1995	---	MINERVA KNITWEAR (CR)	0.492	---	€	0.492	06/12/2023	0.492	0.492	0.492	0.492	0.492	440@0.482	652@0.494	---	---	400	2	196.80	3,050.40	0.4	0.68	40204020
5,939,268	0.620	---	---	---	10/07/2003	03/01/2002	---	LANAKAM SA (CR)	1.04	10.64	€	0.94	06/12/2023	0.905	0.9	1.07	1.04	0.965	10@0.990	810@1.04	---	---	11,961	33	11,539.24	6,176.84	0.716	1.4	40401020
9,819,370	0.500	---	---	---	14/08/2007	09/01/2004	---	MATHIOS REFRACTORY SA (CR)	1.14	-0.87	€	1.15	06/12/2023	1.1	1.1	1.14	1.14	1.133	50@1.13	650@1.19	---	---	758	9	858.98	11,194.08	0.565	1.6	55101000
30,150,000	0.360	0.02	0.0401	0.0908	15/06/2023	25/04/2019	---	MOTODYNAMICS S.A. (CR)	3.1	2.31	€	3.03	06/12/2023	3.03	3.01	3.15	3.1	3.08	2000@3.05	1665@3.10	---	---	20,622	103	63,522.18	93,465.00	2.04	3.77	40401030
43,200,000	1.00	---	0.0824	---	07/09/2022	13/09/2023	---	MPLE KEDROS (CR)	3.06	---	€	3.06	06/12/2023	3.06	3.06	3.06	3.06	3.06	120@3.00	1350@3.06	---	---	3,030	8	9,271.80	132,192.00	2.19	3.15	35102000
2,160,524	0.670	---	---	---	03/12/2018	23/11/1999	---	N. LEVENTERIS (PR)	0.42	29.63	€	0.324	06/12/2023	0.42	0.42	0.42	0.42	0.42	1000@0.232	---	---	2022	500	1	210.00	3,237.49	0.218	0.434	55102010
4,971,466	1.46	---	---	---	04/07/2007	08/10/2003	---	PAIRIS SA (CR)	1.22	6.09	€	1.15	06/12/2023	1.15	1.15	1.22	1.22	1.166	23@1.17	400@1.23	---	---	9,177	30	10,699.49	6,065.19	0.83	1.47	50203030
27,098,594	0.540	0.07	0.05	0.0401	04/12/2023	14/01/2021	---	PAPOUTSANIS (CR)	2.24	---	€	2.24	06/12/2023	2.24	2.23	2.24	2.24	2.23	270@1.82	191@2.24	20.23	2022	3,183	22	7,098.24	60,700.85	1.8	2.51	45201020
7,070,400	0.930	0.1081	0.3242	0.2593	03/07/2023	06/05/2016	---	PETROPOULOS PETROS (CR)	8.74	-2.02	€	8.92	06/12/2023	8.9	8.7	8.94	8.74	8.824	61@8.74	225@8.78	---	---	9,774	99	86,250.40	61,795.30	5.9	9.22	50206015
43,741,452	0.660	0.16	0.2723	0.2629	30/11/2023	01/11/1999	---	THRACE PLASTICS SA (CR)	4.2	0.48	€	4.18	06/12/2023	4.225	4.17	4.235	4.2	4.19	50@4.18	174@4.21	---	---	5,907	65	24,753.17	183,714.10	3.75	5.68	50203015
21,912,599	0.300	---	---	0.048	18/05/2023	23/02/2007	---	REVOIL (CR)	1.905	---	€	1.905	06/12/2023	1.91	1.87	1.91	1.9	1.884	1000@1.89	295@1.91	---	---	10,082	60	18,992.48	41,743.50	1.21	2.3	60101020
13,582,223	1.35	---	---	---	24/06/2008	02/02/2016	---	SIDMA STEEL (CR)	2.39	3.46	€	2.31	06/12/2023	2.32	2.32	2.42	2.39	2.372	200@2.36	296@2.39	---	---	11,500	58	27,282.27	32,461.51	1.85	3.3	55102010
40,693,350	5.00	---	---	---	03/07/2006	26/05/2015	---	TECHNICAL OLYMPIC SA (CR)	2.71	4.63	€	2.59	06/12/2023	2.63	2.58	2.75	2.71	2.689	228@2.71	97@2.72	---	---	38,863	187	104,509.70	110,278.98	1.76	3.12	40202010
3,048,000	0.300	---	---	---	06/07/2007	01/06/2021	---	TZIRAKIAN PROFIL (CR)	1.94	3.74	€	1.87	06/12/2023	1.89	1.885	1.95	1.94	1.911	50@1.87	660@1.94	33.98	2022	4,479	23	8,560.27	5,913.12	1.6	2.39	55102010
10,203,575	0.730	---	---	---	16/07/2007	18/10/1999	---	FIERATEX SA (CR)	0.395	2.87	€	0.384	06/12/2023	0.386	0.386	0.396	0.396	0.395	23@0.386	239@0.399	---	2022	7,450	15	2,945.35	4,030.41	0.31	0.56	55101020
8,340,750	1.16	---	---	---	25/06/2009	17/09/2018	---	HAIDEMENOS SA (CR)	0.645	---	€	0.645	06/12/2023	---	---	---	---	---	300@0.640	88@0.670	---	2022	---	---	---	5,379.78	0.452	0.8	50205030

Main Market - Low Liquidity Class

14,000,000	4.15	---	3.42	0.26	19/07/2023	29/06/1999	---	ALPHA REAL ESTATE SA(CR)	7.36	1.66	€	7.24	06/12/2023	7.12	7.12	7.36	7.36	7.312	50@7.04	60@7.36	---	---	200	2	1,462.40	103,040.00</
------------	------	-----	------	------	------------	------------	-----	--------------------------	------	------	---	------	------------	------	------	------	------	-------	---------	---------	-----	-----	-----	---	----------	--------------

Daily Official List

Year: 144 Trading Day No: 235

Section 2: Analytic Figures of Shares Transactions

Thursday, 7 December, 2023

Number of Outstanding Securities	Nominal Value	Dividends [1]			Date of Last Coupon		Note	Shares	Closing price	% change	Previous closing price/date	Open price	Price min	Price max	Last price	Avg price	Last Bid [7]	Last Ask [7]	P/E after tax	Year	Volume	Trades	Transactions Value[8]	Company Mkt Value (thou. €)	Year low	Year high	Sector[4]	
		2020	2021	2022	Dividend [2]	Right																						
10,500,000	4.00	0.37	0.29	0.3	16/05/2023	02/08/2016	---	INTERCONTINENTAL (CR)	6.35	---	6.35	06/12/2023	---	---	---	---	325@6.25	600@6.40	12.11	2022	---	---	---	66,675.00	6.1	6.85	35102000	
57,434,884	1.17	---	---	---	05/06/2008	12/06/2009	---	REDS S.A. (CR)	2.36	---	2.36	06/12/2023	2.36	2.36	2.36	2.36	475@2.36	540@2.42	---	---	150	2	354.00	135,546.33	2.06	3	35101010	
152,360,643	0.500	0.01	0.02	0.03	23/06/2023	10/06/2020	---	TRASTOR REAL EST. INV. CO.(CR)	1.07	---	1.07	06/12/2023	---	---	---	---	1280@1.05	1100@1.16	---	---	---	---	---	163,025.89	0.965	1.23	35102000	
15,000,000	0.300	---	---	---	06/07/2007	18/07/2000	---	DAIOS PLASTICS SA (CR)	3.26	---	3.26	06/12/2023	---	---	---	---	300@3.02	100@3.58	---	---	---	---	---	48,900.00	2.92	3.54	50203015	
2,760,000	11.83	9.4	11	11.8	14/06/2023	16/07/1990	---	KARELIA (CR)	310	---	310	06/12/2023	312	310	312	310	310.147	3@304.00	1@314.00	---	---	190	14	58,928.00	855,600.00	288	364	45103010
6,700,000	0.800	0.179	0.047	0.047	23/08/2023	29/05/2014	---	MILLS KEPENOS (CR)	2.2	---	2.2	06/12/2023	---	---	---	---	500@2.10	219@2.22	16.25	2022	---	---	---	14,740.00	1.93	2.7	45102020	
18,017,472	0.360	---	---	---	09/09/2022	28/08/2017	---	KTIMA KOSTAS LAZARIDIS SA (CR)	1.81	---	1.81	06/12/2023	---	---	---	---	500@1.80	725@1.85	---	---	---	---	---	32,611.62	1.55	2.06	45101015	
21,364,000	1.12	---	---	0.4	21/08/2023	08/03/2023	---	LAMPASA HOTEL SA (CR)	29	---	29	06/12/2023	---	---	---	---	200@28.40	100@29.60	---	---	---	---	---	619,556.00	20.6	29.8	40501025	
32,188,050	1.04	---	---	---	21/07/2008	20/01/2000	---	MOUZAKIS (CR)	0.66	5.60	0.625	06/12/2023	0.62	0.62	0.66	0.66	0.65	2457@0.660	700@0.685	---	---	16,973	15	11,027.21	21,244.11	0.57	0.806	55101020
8,321,682	0.670	---	---	---	17/08/2007	23/11/1999	---	N. LEVENTERIS (CR)	0.28	---	0.28	06/12/2023	---	---	---	---	1000@0.264	---	---	2022	---	---	---	3,237.49	0.22	0.364	55102010	
6,340,000	0.600	0.134	0.17	0.1	09/12/2022	12/01/2023	---	NAKAS MUSIC	3.42	8.92	3.14	06/12/2023	3.16	3.16	3.44	3.4	3.346	610@3.24	500@3.40	---	---	6,705	33	22,435.00	21,682.80	2.16	3.44	40401030
10,080,000	3.00	1.42	1.5	1.45	11/05/2023	27/08/2001	---	TPA SA (CR)	23.2	---	23.2	06/12/2023	23.2	23.2	23.2	23.2	23.2	40@22.80	168@23.20	---	---	1	1	23.20	233,856.00	22	26.3	50206060
27,379,200	0.980	---	---	0.45	01/08/2023	29/08/2022	---	CRETE PLASTICS SA (CR)	16	---	16	06/12/2023	15.6	15.6	15.6	15.6	15.6	80@15.60	21@16.00	---	---	50	1	780.00	438,067.20	14.2	17.9	50203015
255,494,534	2.71	0.352	0.279	0.255	16/06/2023	30/09/2021	---	PRODEA (CR)	7.35	---	7.35	06/12/2023	7.45	7.4	7.45	7.4	7.4	4873@7.40	29@7.45	---	---	128	2	947.25	1,877,884.82	6.5	8.6	35102000
4,181,450	0.500	---	---	---	21/08/2000	05/03/2002	---	FLOUR MILLS SARANTOPOULOS SA	1.1	---	1.1	06/12/2023	---	---	---	---	9500@1.06	1000@1.21	---	---	---	---	---	4,599.60	0.875	1.5	45102020	

Exchange Traded Funds (ETFs)

924,675	---	---	---	---	15/06/2016	---	ALPHA ETF FTSE Athex Large Cap	31.045	-0.05	31.06	06/12/2023	31.08	30.98	31.175	31.045	31.04	49@30.60	---	---	---	---	7,444	66	231,058.36	---	22.5	35	12003
---------	-----	-----	-----	-----	------------	-----	--------------------------------	--------	-------	-------	------------	-------	-------	--------	--------	-------	----------	-----	-----	-----	-----	-------	----	------------	-----	------	----	-------

Surveillance

356,314,416	0.060	---	---	---	07/07/2010	21/09/2017	5160	FRIGOGLOSS SA (CR)	0.07	2.19	0.0685	06/12/2023	0.0705	0.07	0.0705	0.07	0.07	800@0.070	15060@0.071	---	---	398,666	32	27,926.85	24,942.01	0.05	0.158	50204000		
65,326,268	0.530	---	---	---	04/07/2007	19/07/2006	4750	SATO SA (CR)	0.0295	9.26	0.027	06/12/2023	0.0295	0.0295	0.0295	0.0295	0.0310000@0.028	---	---	---	---	23,500	5	693.25	1,927.12	0.018	0.069	40202015		
13,191,620	0.620	---	---	---	04/08/2010	09/09/2002	5232	YALCO - CONSTANTINOU (CR)	0.197	---	0.197	06/12/2023	---	---	---	---	1000@0.180	1501@0.197	---	---	---	---	---	---	2,598.75	0.12	0.28	40202020		
17,579,754	4.16	---	---	---	18/08/2006	02/08/2010	---	BIOTER SA (CR)	0.224	---	0.224	06/12/2023	0.246	0.246	0.246	0.246	1500@0.240	7241@0.246	---	---	---	---	2,000	3	492.00	3,937.86	0.198	0.398	50101010	
54,654,600	0.050	---	---	---	01/07/1998	30/12/2022	5275	VIS SA (CR)	0.29	---	0.29	06/12/2023	0.29	0.29	0.29	0.29	1000@0.270	9515@0.280	---	2022	---	---	3,000	1	870.00	15,849.83	0.136	0.378	50203030	
51,754,364	0.300	---	---	---	23/12/2003	24/01/2007	5197	SELECTED TEXT. IND. ASSOC (CR)	0.113	9.71	0.103	06/12/2023	0.113	0.113	0.113	0.113	0.11331783@0.113	---	---	---	---	49,516	14	5,595.31	5,848.24	0.0955	0.202	55101020		
15,842,391	1.51	---	---	---	15/07/2009	12/05/2000	5141	BITROS HOLDING SA (CR)	0.53	---	0.53	06/12/2023	0.53	0.53	0.53	0.53	393@0.530	6350@0.580	---	---	---	---	5,657	8	2,998.21	8,396.47	0.376	0.82	55102010	
24,319,250	0.300	---	---	---	09/07/2002	04/07/2007	5165	PROODEFTIKH SA (CR)	0.39	---	0.39	06/12/2023	0.39	0.39	0.39	0.39	275@0.390	10401@0.420	---	---	---	---	300	2	117.00	9,484.51	0.356	0.6	50101010	
28,438,268	0.070	---	---	---	21/08/2006	24/11/1999	5253	SPIROY AGRICULTURE SA (CR)	0.198	---	0.198	06/12/2023	0.198	0.198	0.198	0.198	1740@0.200	500@0.210	---	---	---	---	360	2	71.28	5,630.78	0.144	0.24	45102010	
1,011,000	1.00	---	---	---	01/07/2004	11/12/2012	5193	TRIA ALFA SA (CR)	7.45	4.93	7.1	06/12/2023	7.7	7.35	7.7	7.45	7.432	100@6.55	7@7.30	57.06	2022	---	---	185	13	1,375.00	7,531.95	6.95	16.9	55101020

Suspension Status

66,948,210	0.300	---	---	---	22/09/2015	22/09/2015	5179	FOLLI FOLLIE (CR)	4.8	---	4.8	24/05/2018	---	---	---	---	---	---	---	---	---	---	---	---	321,351.41	4.8	4.8	40401030
12,417,000	0.310	---	---	---	27/08/2019	28/08/2017	5233	MLS MULTIMEDIA SA (CR)	0.57	---	0.57	12/05/2020	---	---	---	---	---	---	---	---	---	---	---	---	7,077.69	0.57	0.57	10101015
6,330,002	0.300	---	---	---	25/06/2002	15/03/2019	5278	VARARESSOS (CR)	0.24	---	0.24	02/05/2023	---	---	---	---	---	---	---	---	---	---	---	---	1,519.20	0.16	0.25	55101020
3,961,300	1.28	---	---	---	29/06/2004	03/08/2000	5248	DUROS SA (CR)	0.25	---	0.25	24/04/2023	---	---	---	---	---	---	---	---	---	---	---	---	990.33	0.2	0.3	40204020
7,085,888	1.59	---	---	---	02/07/1996	06/09/2010	5216	ELVIEMEK (CR)	2.6	---	2.6	30/09/2019	---	---	---	---	---	---	---	---	---	---	---	---	18,423.31	2.6	2.6	35101010
7,125,216	0.650	---	---	---	01/07/2005	14/12/1999	4955	KRE.KA SA (CR)	0.28	---	0.28	06/04/2023	---	---	---	---	---	---	---	---	---	---	---	---	1,995.06	0.17	0.43	45102010
7,734,375	1.00	---	---	---	09/07/2007	07/01/2011	5277	LIVANIS SA (CR)	0.125	---	0.125	28/04/2023	---	---	---	---	---	---	---	---	---	---	---	---	966.80	0.12	0.18	40301030

Number of Outstanding Securities	Nominal Value	Dividends [1]			Date of Last Coupon		Note	Shares	Closing price	% change	Previous closing price/date	Open price	Price min	Price max	Last price	Avg price	Last Bid [7]	Last Ask [7]	P/E after tax	Year	Volume	Trades	Transactions Value[8]	Company Mkt Value (thou. €)	Year low	Year high	Sector[4]
		2020	2021	2022	Dividend [2]	Right																					
60,295,607	0.240	--	--	--	09/07/2007	01/07/2021	--	ELGEKA SA (CR)	0.56	-- ↘	0.56	04/12/2023	--	--	--	--	--	--	--	--	--	--	--	33,765.54	0.38	0.6	45201010

Suspension Status - Medium Liquidity Class

Shares' Notes

Code	Note text
()	- Adjusted dividends.
*	- Last adjusted closing price.
[1]	- Net dividends.
[2]	- The "Date of Last Coupon" for New listings refers to the date company's stocks started to trade in Athex
[3]	- The Company Market Value is referred to the number of outstanding shares
[4]	- Sectors codification can be found in Appendix A
[5]	- The Market Value refers to the total number of shares listed (including their several classes) in the exchange by the company.
[6]	- P/E greater than 100
[7]	- Last view of the Order Book before the end of the trading session
[8]	- All Blocks Methods' Transactions Value are included.
4750	- Transfer to the Under Surveillance Category from 8/4/2011.
4955	- Transfer to the Surveillance Category as from 5/4/2013.
5093	- Transfer to the Surveillance Category as of 8/4/2015.
5141	- Transfer to the Surveillance Category as of 10/05/2017.
5160	- Transfer to the Surveillance Category as of 15/04/2016.
5165	- Transfer to the Surveillance Category as of 15/02/2018.
5179	- Suspension of trading as of 25/05/2018.
5193	- Transfer to the Surveillance Category as of 25/10/2018.
5197	- Transfer to the Surveillance Category as of 07/11/2018.
5216	- Suspension of trading as of 01/10/2019.
5232	- Transfer to the Under Surveillance Category from 08/04/2011.
5233	- Suspension of trading as of 13/05/2020.
5248	- Transfer to the Surveillance Category as of 06/09/20116.
5253	- Transfer to the Surveillance Category as of 14/5/2021.
5275	- Transfer to the Surveillance Category as of 09/07/2020.
5277	- Suspension of trading as of 02/05/2023.
5278	- Suspension of trading as of 03/05/2023.

Securities Blocks Details

Securities	Block Volume	Price	Block Trade Value	Time of approval	Note
GR. SARANTIS S.A. (CR)	50,000	7.86	393,000.00	10:34:17	20
HELLENIQ ENERGY (CR)	15,000	7.80	117,000.00	11:48:25	20
NATIONAL BANK (CR)	100,000	6.20	620,000.00	11:59:13	20
NATIONAL BANK (CR)	50,000	6.18	309,000.00	12:18:18	20
QUEST HOLDINGS (CR)	39,205	5.62	220,300.74	13:49:33	14
JUMBO SA (CR)	100,000	24.68	2,468,000.00	14:10:10	20
GEK TERNA (CR)	20,000	13.08	261,600.00	14:28:21	20
LAVIPHARM SA (CR)	1,000,000	0.738	738,000.00	14:29:16	20
PIRAEUS FINANCIAL HOLD (CR)	80,000	3.13	250,400.00	14:56:55	20
LAVIPHARM SA (CR)	350,000	0.758	265,300.00	15:14:43	20
INTRAKAT (CR)	60,000	3.30	198,000.00	16:00:13	20
INTRAKAT (CR)	212,120	3.30	699,996.00	16:01:03	20
LAVIPHARM SA (CR)	100,000	0.760	76,000.00	16:07:10	20
NATIONAL BANK (CR)	284,000	6.15	1,746,600.00	16:10:49	20
LAVIPHARM SA (CR)	35,000	0.760	26,600.00	16:27:08	20
OTE (CR)	30,000	13.26	397,800.00	16:29:30	20
EUROBANK HOLDINGS (CR)	250,000	1.60	400,750.00	16:30:07	20
PPC (CR)	35,000	10.78	377,300.00	16:34:34	20
LAVIPHARM SA (CR)	65,000	0.760	49,400.00	16:46:42	20
NATIONAL BANK (CR)	70,000	6.20	434,000.00	17:11:37	20

Blocks Notes

- 9 - Method 6-1 / Special Fees
- 10 - Method 6-1 / Special Fees, SDS
- 14 - Method 6-3 / Settlement, Incomplete Buy and Sell
- 18 - Method 6-2 / SPOT 1
- 19 - Method 6-2 / SPOT 2
- 20 - Method 6-1 and Method 6-1 Same Day Settlement
- 21 - Other Pre-agreed

Shares Rights Details

Occurred date	Exercise from	Exercise until	Trading until	Rights	Price min	Price max	Closing price	Last Bid	Last Ask	Volume	Trades	Transactions Value
---------------	---------------	----------------	---------------	---------------	-----------	-----------	---------------	----------	----------	--------	--------	--------------------

No Rights Transactions.

Forced Sales Details

Securities	Category of Security	Transactions Volume	Number of Trades	Transactions Value	Note
------------	----------------------	------------------------	---------------------	-----------------------	------

No Forced Transactions.

Forced Sales Notes

- 1 - Compulsory Public Forced Sales
- 2 - Forced Sales of Fixed Registered Shares
- 3 - Forced Sales of Remaining Fractional Shares

Exchange Traded Funds (ETFs) Characteristics

	Transactions Date (T)	Creation / Redemption	Units (T-1)	New Units (T-1)	Redemption Units (T-1)	Units (T) [1]	Fund Assets [2]	Net Unit Price	Dividend per Unit	Dividend Date
ALPHA ETF FTSE Athex Large Cap	07/12/2023	5,000	924,675	---	---	924,675	28,721,100.00	31.0607	0.62	03/07/2023

ETFs Notes

[1] - Units (T) = Units (T-1) + New Units (T-1) - Redemption Units (T-1)

[2] - The Creation / Redemption Units of T-1 are included.

Non Convertible Corporate Bonds - Regulated Market

Num Listed Bonds	Nominal price	Issue price	Today's Rate	Exp. Date	Duration (years)	Note	Coupon		Trading Unit	Corporate Bonds	Accrued Int.	Yield.T.Mat	Price min	Price max	Closing price	Previous closing price/date	Volume	Transactions Value	Last order		Date	ear min	Year max	
							Common	Preferred											Price	Buy / Sell				
100,000	1,000.00	1,000.00	2.95	11/02/2027	5	---	4	---	1	SAFE BULKERS PARTICIPATIONS PLC (Non Convertible)	9.9972	5.3100	92.7000	92.7000	92.7000	93.3500	05/12/2023	1,000	937.00	92.0000	B	37/12/2023	89.7500	97.9500
320,000	1,000.00	1,000.00	3.40	21/07/2027	7	---	7	---	1	LAMDA DEVELOPMENT S.A. (Non Convertible)	13.5056	4.9470	93.0100	93.9000	93.4000	93.8730	06/12/2023	28,000	26,553.95	93.0100	B	37/12/2023	90.2000	95.5000
200,000	1,000.00	1,000.00	2.10	27/10/2027	7	---	7	---	1	O.P.A.P. S.A. (Non Convertible)	2.6250	4.1370	92.1000	92.2000	92.1632	92.0370	06/12/2023	19,000	17,560.88	92.1510	B	37/12/2023	89.2745	95.4000
200,000	1,000.00	1,000.00	1.90	23/03/2028	7	---	6	---	1	MOTOR OIL CORINTH REFINERIES SA (Non Convertible)	4.0639	4.3210	90.0000	90.7000	90.3000	90.3500	06/12/2023	16,000	14,491.02	90.0000	B	37/12/2023	87.5500	92.6000
100,000	1,000.00	1,000.00	2.70	25/05/2026	5	---	6	---	1	COSTAMARE PARTICIPATIONS PLC (Non Convertible)	1.0500	5.1830	93.5000	95.9999	93.7084	96.0000	06/12/2023	24,000	22,515.21	93.8500	B	37/12/2023	92.6000	97.0000
300,000	1,000.00	1,000.00	2.30	20/07/2028	7	---	5	---	1	PRODEA REIC S.A.(Non Convertible)	9.2000	5.3780	87.0000	87.4000	87.3600	87.0000	06/12/2023	9,000	7,933.30	86.9000	B	37/12/2023	82.0100	89.1000
150,000	1,000.00	1,000.00	2.65	22/10/2026	5	---	5	---	1	CPLP SHIPPING HOLDINGS PLC (Non Convertible)	3.6069	5.1040	93.0000	93.1500	93.0300	93.5000	06/12/2023	10,000	9,339.07	93.5000	B	37/12/2023	92.4500	96.0000
250,000	1,000.00	1,000.00	2.45	16/11/2028	7	---	5	---	1	ELVALHALCOR S.A. (Non Convertible)	1.7014	4.5530	90.2500	90.6000	90.4625	90.3070	06/12/2023	40,000	36,253.06	90.2000	B	37/12/2023	84.0000	92.0000
500,000	1,000.00	1,000.00	2.75	03/07/2027	7	---	7	---	1	GEK TERNA S.A. (Non Convertible)	12.2986	5.3030	90.3000	91.0000	90.7000	90.6110	06/12/2023	129,000	118,619.51	90.5000	B	37/12/2023	86.8000	94.4535
300,000	1,000.00	1,000.00	2.30	14/12/2028	7	---	4	---	1	GEK TERNA S.A. (Non Convertible)	11.5000	5.7950	85.0000	85.2000	85.2000	84.9510	06/12/2023	18,000	15,510.50	85.2000	B	37/12/2023	80.0010	90.3500
175,000	1,000.00	1,000.00	3.40	26/07/2024	5	---	9	---	1	ATTICA HOLDINGS S.A. (Non Convertible)	13.0333	4.4110	98.9500	98.9500	98.9500	98.5500	06/12/2023	4,000	4,010.13	98.6000	B	37/12/2023	96.6179	99.4500
230,000	1,000.00	1,000.00	4.70	12/07/2029	7	---	3	---	1	LAMDA DEVELOPMENT S.A. (Non convertible)	19.8444	4.9330	97.0000	98.6500	97.5000	98.3120	06/12/2023	84,000	83,750.56	97.1500	B	37/12/2023	94.9889	101.0000
100,000	1,000.00	1,000.00	4.40	26/07/2029	7	---	3	---	1	CPLP SHIPPING HOLDINGS PLC (Non Convertible)	16.8667	4.3940	97.9999	99.8500	98.8019	97.7290	06/12/2023	57,000	57,278.50	98.0000	B	37/12/2023	94.9625	100.8000
200,000	1,000.00	1,000.00	3.60	12/03/2026	7	---	10	---	1	AEGEAN AIRLINES S.A. (Non Convertible)	9.0000	4.0350	97.6000	97.8000	97.6206	97.7260	06/12/2023	126,000	124,136.00	96.8000	B	37/12/2023	95.1109	98.9000
150,000	1,000.00	1,000.00	2.60	22/10/2026	7	---	9	---	1	TERNA ENERGY FINANCE S.A. (Non Convertible)	3.5389	4.6710	93.3799	93.3800	93.3800	92.3680	06/12/2023	10,000	9,373.38	91.6601	B	37/12/2023	90.4543	95.7400
100,000	1,000.00	1,000.00	2.80	25/01/2027	5	---	4	---	1	PREMIA S.A. (Non Convertible)	10.8111	6.2770	89.9000	89.9000	89.9000	89.7720	05/12/2023	10,000	9,098.11	89.8001	B	37/12/2023	87.6862	95.9899
500,000	1,000.00	1,000.00	4.00	10/07/2030	7	---	1	---	1	MYTILINEOS S.A. (Non Convertible)	17.1111	4.2850	98.0500	98.2900	98.1500	98.1300	06/12/2023	264,000	263,686.03	98.1000	B	37/12/2023	97.1999	100.0700
120,000	1,000.00	1,000.00	3.95	04/04/2025	7	---	12	---	1	GEK TERNA S.A. (Non Convertible)	7.4611	3.9410	98.0100	99.2000	98.8665	99.0000	06/12/2023	23,000	22,910.90	98.0100	B	37/12/2023	97.5523	100.5000

Corporate Bonds Notes

Transactions Volume = (Pieces) * (Nominal Price). Transactions Value = (Pieces) * (Nominal Price) * (price %) + (Accrued interest).

The price of a Bond is stated as a percentage (%) of Bond's Nominal Price.

Nominal Price in Euros (€), except if it is noted differently.

Non Convertible Corporate Bonds - Regulated Market

Num Listed Bonds	Nominal price	Issue price	Today's Rate	Exp. Date	Duration (years)	Note	Coupon		Trading Unit	Corporate Bonds	Accrued Int.	Yield.T.Mat	Price min	Price max	Closing price	Previous closing price/date	Volume	Transactions Value	Last order			ear min	Year max
							Common	Preferred											Price	Buy / Sell	Date		
120,000	1,000.00	1,000.00	2.65	06/12/2028	7	---	5	---	1	NOVAL PROPERTY REIC (Non Convertible)	0.3681	5.3540	87.6000	89.0586	88.0658	87.8100 06/12/2023	51,000	44,932.32	87.9010	B	07/12/2023	83.8000	91.9500

Corporate Bonds Notes

Transactions Volume = (Pieces) * (Nominal Price). Transactions Value = (Pieces) * (Nominal Price) * (price %) + (Accrued interest).

The price of a Bond is stated as a percentage (%) of Bond's Nominal Price.

Nominal Price in Euros (€), except if it is noted differently.

Government Bonds

Number Listed Bonds	Nominal price	Today's Rate	Accrued Interest Calc	Exp. Date [1]	Duration (years)	Note	Coupons Date	Curr. coupon value	Trading Unit	Government Bonds	Price min	Price max	Closing price	Previous closing price/date	Volume	Transactions Value	Price	Last order Buy / Sell	Date
4,500,000	1,000.00	1.88	Actual/Actual	04/02/2035	15	---	04/02	1.88	1	GGB-FXD-040235-15Y-1.875-1.000	---	---	---	---	---	---	---	---	---
1,805,793	1,000.00	3.45	Actual/Actual	02/04/2024	5	---	02/04	3.45	1	GGB-FXD-020424-05Y-3.450-1.000	---	---	---	---	---	---	---	---	---
6,000,000	1,000.00	0.75	Actual/Actual	18/06/2031	10	---	18/06	0.75	1	GGB-FXD-180631-10Y-0.750-1.000	---	---	---	---	---	---	---	---	---
2,900,000	1,000.00	3.88	Actual/Actual	15/06/2028	5	---	15/06	3.88	1	GGB-FXD-150628-05Y-3.875-1.000	---	---	---	---	---	---	---	---	---
5,962,747,327	1.00	3.75	Actual/Actual	30/01/2028	10	---	/02 - 01/02 - 31/	3.75	1	GGB-FXD-300128-10Y-3.750-1.00	---	---	---	85.4610 13/07/2018	---	---	1.0000	B	28/11/2018
7,067,309,386	1.00	3.90	Actual/Actual	30/01/2033	15	---	/02 - 01/02 - 31/	3.90	1	GGB-FXD-300133-15Y-3.900-1.00	---	---	---	78.6730 13/07/2018	---	---	1.0000	B	28/11/2018
5,622,848,349	1.00	4.00	Actual/Actual	30/01/2037	19	---	/02 - 01/02 - 31/	4.00	1	GGB-FXD-300137-19Y-4.000-1.00	---	---	---	77.0370 13/07/2018	---	---	1.0000	B	28/11/2018
5,476,770,669	1.00	4.20	Actual/Actual	30/01/2042	24	---	/02 - 01/02 - 31/	4.20	1	GGB-FXD-300142-24Y-4.200-1.00	---	---	---	77.7640 13/07/2018	---	---	1.0000	B	28/11/2018
48,794,718	1.00	4.30	Actual/Actual	24/02/2024	12	---	24/02	4.30	1	GGB-FXD-240224-12Y-2.000-1.00	---	---	---	10.0000 22/06/2015	---	---	---	---	---
40,248,141	1.00	4.30	Actual/Actual	24/02/2025	13	---	24/02	4.30	1	GGB-FXD-240225-13Y-2.000-1.00	---	---	---	10.0000 22/06/2015	---	---	---	---	---
59,586,043	1.00	4.30	Actual/Actual	24/02/2026	14	---	24/02	4.30	1	GGB-FXD-240226-14Y-2.000-1.00	---	---	---	10.0000 22/06/2015	---	---	---	---	---
41,118,344	1.00	4.30	Actual/Actual	24/02/2027	15	---	24/02	4.30	1	GGB-FXD-240227-15Y-2.000-1.00	---	---	---	10.0000 22/06/2015	---	---	---	---	---
45,137,734	1.00	4.30	Actual/Actual	24/02/2028	16	---	24/02	4.30	1	GGB-FXD-240228-16Y-2.000-1.00	---	---	---	10.0000 22/06/2015	---	---	---	---	---
61,768,888	1.00	4.30	Actual/Actual	24/02/2029	17	---	24/02	4.30	1	GGB-FXD-240229-17Y-2.000-1.00	---	---	---	10.0000 22/06/2015	---	---	---	---	---
54,567,744	1.00	4.30	Actual/Actual	24/02/2030	18	---	24/02	4.30	1	GGB-FXD-240230-18Y-2.000-1.00	---	---	---	10.0000 22/06/2015	---	---	---	---	---
37,541,515	1.00	4.30	Actual/Actual	24/02/2031	19	---	24/02	4.30	1	GGB-FXD-240231-19Y-2.000-1.00	---	---	---	10.0000 22/06/2015	---	---	---	---	---
37,558,317	1.00	4.30	Actual/Actual	24/02/2032	20	---	24/02	4.30	1	GGB-FXD-240232-20Y-2.000-1.00	---	---	---	10.0000 22/06/2015	---	---	---	---	---
37,473,732	1.00	4.30	Actual/Actual	24/02/2033	21	---	24/02	4.30	1	GGB-FXD-240233-21Y-2.000-1.00	---	---	---	10.0000 22/06/2015	---	---	---	---	---
33,888,293	1.00	4.30	Actual/Actual	24/02/2034	22	---	24/02	4.30	1	GGB-FXD-240234-22Y-2.000-1.00	---	---	---	10.0000 22/06/2015	---	---	---	---	---
35,177,800	1.00	4.30	Actual/Actual	24/02/2035	23	---	24/02	4.30	1	GGB-FXD-240235-23Y-2.000-1.00	---	---	---	10.0000 22/06/2015	---	---	---	---	---
35,547,268	1.00	4.30	Actual/Actual	24/02/2036	24	---	24/02	4.30	1	GGB-FXD-240236-24Y-2.000-1.00	---	---	---	10.0000 22/06/2015	---	---	---	---	---
40,246,306	1.00	4.30	Actual/Actual	24/02/2037	25	---	24/02	4.30	1	GGB-FXD-240237-25Y-2.000-1.00	---	---	---	10.0000 22/06/2015	---	---	---	---	---
37,643,952	1.00	4.30	Actual/Actual	24/02/2038	26	---	24/02	4.30	1	GGB-FXD-240238-26Y-2.000-1.00	---	---	---	10.0000 22/06/2015	---	---	---	---	---
36,977,100	1.00	4.30	Actual/Actual	24/02/2039	27	---	24/02	4.30	1	GGB-FXD-240239-27Y-2.000-1.00	---	---	---	10.0000 22/06/2015	---	---	---	---	---
41,615,000	1.00	4.30	Actual/Actual	24/02/2040	28	---	24/02	4.30	1	GGB-FXD-240240-28Y-2.000-1.00	---	---	---	10.0000 22/06/2015	---	---	---	---	---
42,227,208	1.00	4.30	Actual/Actual	24/02/2041	29	---	24/02	4.30	1	GGB-FXD-240241-29Y-2.000-1.00	---	---	---	10.0000 22/06/2015	---	---	---	---	---
68,288,487	1.00	4.30	Actual/Actual	24/02/2042	30	---	24/02	4.30	1	GGB-FXD-240242-30Y-2.000-1.00	---	---	---	10.0000 22/06/2015	---	---	---	---	---
4,000,000	1,000.00	3.88	Actual/Actual	12/03/2029	10	---	12/03	3.88	1	GGB-FXD-120329-10Y-3.875-1.000	---	---	---	---	---	---	100.0000	B	15/10/2019
4,500,000	1,000.00	0.00	Actual/Actual	12/02/2026	5	---	12/02	0.00	1	GGB-FXD-120226-05Y-0.000-1.000	---	---	---	---	---	---	---	---	---
2,209,163	1,000.00	3.38	Actual/Actual	15/02/2025	7	---	15/02	3.38	1	GGB-FXD-150225-07Y-3.375-1.000	---	---	---	---	---	---	---	---	---
964,000	1,000.00	3.25	Actual/Actual	20/03/2025	6	---	20/03	3.25	1	GGB-FXD-200325-06Y-3.250-1.000	---	---	---	---	---	---	---	---	---
2,100,000	1,000.00	3.55	Actual/Actual	20/03/2026	7	---	20/03	3.55	1	GGB-FXD-200326-07Y-3.550-1.000	---	---	---	---	---	---	---	---	---
5,500,000	1,000.00	1.50	Actual/Actual	18/06/2030	10	---	18/06	1.50	1	GGB-FXD-180630-10Y-1.500-1.000	---	---	---	---	---	---	---	---	---
3,500,000	1,000.00	4.38	Actual/Actual	18/07/2038	15	---	18/07	4.38	1	GGB-FXD-180738-15Y-4.375-1.000	---	---	---	---	---	---	---	---	---

Government Bonds Notes

Transactions Volume = (Pieces) * (Nominal Price). Transactions Value = (Pieces) * (Nominal Price) * (price %) + (Accrued interest).

The Value of current coupon for the issues with NV 0.01 euro refers to NV 100 euros

FLR: Floating Interest Rate.

[1] - The Expiration Date of the interest bearing period and the Date for coupon payment.

Government Bonds

Number Listed Bonds	Nominal price	Today's Rate	Accrued Interest Calc	Exp. Date [1]	Duration (years)	Note	Coupons Date	Curr. coupon value	Trading Unit	Government Bonds	Price min	Price max	Closing price	Previous closing price/date	Volume	Transactions Value	Price	Last order Buy / Sell	Date
40,000	1,000.00	4.67	FLR	Actual/360	18/09/2024	1	---	18/09 - 19/03	---	1	GGB-FLT-180924-01Y-4.670-1.000	---	---	---	---	---	---	---	---
5,364,250	1,000.00	3.25		Actual/Actual	20/03/2050	30	---	20/03	3.25	1	GGB-FXD-200350-30Y-3.250-1.000	---	---	---	---	---	---	---	---
3,924,361	1,000.00	2.00		Actual/Actual	22/04/2027	7	---	22/04	2.00	1	GGB-FXD-220427-07Y-2.000-1.000	---	---	---	---	---	99.9000	B	22/04/2020
2,500,000	1,000.00	1.88		Actual/Actual	23/07/2026	7	---	23/07	1.88	1	GGB-FXD-230726-07Y-1.875-1.000	---	---	---	---	---	---	---	---
4,700,000	1,000.00	4.25		Actual/Actual	15/06/2033	10	---	15/06	4.25	1	GGB-FXD-150633-10Y-4.250-1.000	---	---	---	---	---	---	---	---
3,500,000	1,000.00	1.88		Actual/Actual	24/01/2052	30	---	24/01	1.88	1	GGB-FXD-240152-30Y-1.875-1.000	---	---	---	---	---	---	---	---
3,700,000	1,000.00	1.75		Actual/Actual	18/06/2032	10	---	18/06	1.75	1	GGB-FXD-180632-10Y-1.750-1.000	---	---	---	---	---	---	---	---
2,200,000	1,000.00	1.13	FLR	Actual/360	15/12/2027	5	---	- 15/12 - 15/03 -	---	1	GGB-FLT-151227-05Y-1.130-1.000	---	---	---	---	---	102.1600	B	30/12/2022

Government Bonds Notes

Transactions Volume = (Pieces) * (Nominal Price). Transactions Value = (Pieces) * (Nominal Price) * (price %) + (Accrued interest).

The Value of current coupon for the issues with NV 0.01 euro refers to NV 100 euros

FLR: Floating Interest Rate.

[1] - The Expiration Date of the interest bearing period and the Date for coupon payment.

Treasury Bills & Zero Coupon Government Bonds

Issue Date	13-Week Maturity									26-Week Maturity									52-Week Maturity								
	Exp. Date	Initial Rate	Num Listed Bonds	Nominal price	Issue price	Last Trade Price	Last Trade Date	Volume Traded	Note	Exp. Date	Initial Rate	Num Listed Bonds	Nominal price	Issue price	Last Trade Price	Last Trade Date	Volume Traded	Note	Exp. Date	Initial Rate	Num Listed Bonds	Nominal price	Issue price	Last Trade Price	Last Trade Date	Volume Traded	Note
09/12/2022	---	---	---	---	---	---	---	---	---	---	---	---	---	---	---	---	---	---	08/12/2023	2.73	600,000	1,000.00	973.10	---	---	---	---
10/03/2023	---	---	---	---	---	---	---	---	---	---	---	---	---	---	---	---	---	---	08/03/2024	3.75	1,000,000	1,000.00	963.46	---	---	---	---
09/06/2023	---	---	---	---	---	---	---	---	---	---	---	---	---	---	---	---	---	---	07/06/2024	3.84	1,600,000	1,000.00	962.60	---	---	---	---
08/09/2023	---	---	---	---	---	---	---	---	---	---	---	---	---	---	---	---	---	---	06/09/2024	3.81	812,500	1,000.00	962.90	---	---	---	---

Bonds in Circulation	Currency / Min nominal traded Value	Coupons Payment Date	Current Coupon Value	Note	Coupon	Trading Unit	Issue Date	Duration (years)	Today's Interest	A.I.C in days	Bonds	Last price of previous days		Last Outcry in Cash (euro)			Trades in Pieces	Life min	Life Max
												Price	Buy / Sell	Price	Buy / Sell	Date			
Corporate Bonds in Foreign Currency and Euro																			
103,746	GBP / 10	01/12	0.25	---	65	1	01/12/1930	98	2.5	360	National Mortgage Bank	2.27	05/02/1996	2.27	S	05/02/1996	---	2.27	2.27
0	GBP / 10	01/12	0.25	---	67	1	01/12/1928	100	2.5	360	National Mortgage Bank	---	---	---	---	---	---	---	---

Government Bonds Notes

A.I.C: Accrued Interest Calculation base.

FLR: Floating Interest Rate.

The minimum tradeable Nominal Value for all Demeterialised Government Titles is 100 Euros.

(μφρ-0)

Athex & ATHEXClear Members List

Member Name				Stock Market			Derivatives Market		ATHEXClear Member	
	Address	Phone	Fax	Market Member	Remote Member	Market Maker	Proprietary	Market Maker	General Clearing	Direct Clearing
A. SARRIS SECURITIES S.A.				a						
6, ΔΡΑΓΑΤΣΑΝΙΟΥ 6 ΑΘΗΝΑ	2103367700									
AEONIC SECURITIES C.I.F. P.L.C.				a						
, ΛΑΪΟΥ 6, ΓΡ. 301B, ANNA COURT	35725337600									
ALPHA BANK S.A.									a	
, ΣΤΑΔΙΟΥ 40 ΑΘΗΝΑ	2103260000									
ALPHA FINANCE INVESTMENT SERVICES SINGLE MEMBER SA				a		a	a	a		a
5, ΠΑΝΕΠΙΣΤΗΜΙΟΥ 45 ΑΘΗΝΑ	2103677400									
ARGUS STOCKBROKERS LTD				a	a		a			
25, 25 ΛΕΩΦΟΡΟΣ ΔΗΜΟΣΘΕΝΗ ΣΕΒΕΡΗ	0035722717000									
ATLANTIC SECURITIES LTD				a	a					
37, ΠΡΟΔΡΟΜΟΥ 37	0035722445400									
AXON SECURITIES S.A.				a			a			
48, ΣΤΑΔΙΟΥ 48 ΑΘΗΝΑ	2103363800									
BETA SECURITIES S.A.				a		a	a			a
29, Α. ΑΛΕΞΑΝΔΡΑΣ 29 ΑΘΗΝΑ	2106478930									
BNP PARIBAS S.A.									a	
, ΛΑΜΨΑΚΟΥ 2 ΑΘΗΝΑ	2107468525									
BOFA SECURITIES EUROPE SA				a	a					
, 112 AVENUE KL'BER 75116	+33 153655555									
CAPITAL SECURITIES S.A.				a			a			
58, ΜΗΤΡΟΠΟΛΕΩΣ 58 ΑΘΗΝΑ	2103369700									
CITIGROUP GLOBAL MARKETS EUROPE AG				a	a					
16, REUTERWEG 16	+49 691366-0									
CITIGROUP GLOBAL MARKETS LIMITED				a						
1, 33 CANADA SQUARE -CANARY WHARF	+44 02079864000									
CREDIT SUISSE BANK (EUROPE), S.A.				a	a					
, CALLE AYALA 42, 3A PLANTA-B MADRID	+34917916000									
CREDIT SUISSE SECURITIES (EUROPE) LIMITED				a						
1, ONE CABOT SQUARE LONDON	+44 2078888888									
CYCLOS SECURITIES S.A.				a			a			
39, ΧΑΡΙΛΑΟΥ ΤΡΙΚΟΥΠΗ 6-8-10 ΑΘΗΝΑ	2103364300									
DEUTSCHE BANK S.A.					a					
1, GREAT WINCHESTER STREET LONDON	+44 20 754 54209	00441133361437								
EUROBANK EQUITIES INVESTMENT FIRM SINGLE MEMBER SA				a		a	a	a		a
, ΦΙΛΕΛΛΗΝΩΝ 10 & ΞΕΝΟΦΩΝΤΟΣ 13 ΑΘΗΝΑ	2103720425									
EUROBANK S.A.									a	
, ΟΘΩΝΟΣ 8 ΑΘΗΝΑ	2144043907									
EUROCORP INVESTMENT SERVICES S.A.				a			a			a
14, ΠΛ.ΦΙΛΙΚΗΣ ΕΤΑΙΡΕΙΑΣ 14 ΑΘΗΝΑ	2107263600									
EUOTRUST INVESTMENT FIRM SA				a						
113, ΣΕΒΑΣΤΟΥΠΟΛΕΩΣ 113 ΑΘΗΝΑ	2103363100									
EUROXX SECURITIES S.A.				a		a	a	a		a
7, ΠΑΛΕΟΛΟΓΟΥ CHALANDRI	+30 2106879400	210-6879401								
7, ΠΑΛΑΙΟΛΟΓΟΥ CHALANDRI	(210)-6879400	(210)-6879401								
FREEDOM FINANCE EUROPE LTD				a	a					
, ΧΡΙΣΤΑΚΗ ΚΡΑΝΟΥ 20	035725257786									
G. A. PERVANAS SECURITIES- INVESTMENT SERVICES S.A.				a						
7-9, ΣΟΦΟΚΛΕΟΥΣ 7-9 ΑΘΗΝΑ	2103727200									
GLOBAL CAPITAL SECURITIES & FINANCIAL SERVICES LTD				a	a					
50, ΛΑΡΧΙΕΠΙΣΚΟΠΟΥ ΜΑΚΑΡΙΟΥ Γ50	0035722710710									
GREENPOST TRADING EUROPE LTD				a	a	a				
, ΚΙΜΩΝΟΣ 3, ACROPOLIS MANSIONS, 2ND FLOOR, FLAT/OFFICE 202	035722521389									
HELLENIC AMERICAN SECURITIES S.A.				a		a	a			a
27, ΑΝΔΡΕΑ ΠΑΠΑΝΔΡΕΟΥ 27 MAROUSI	2103311100									
HELLENIC BANK (INVESTMENTS) LTD					a					
, ΑΥΞ.ΚΥΡΙΑΚΟΥ MATSI 31 - PO BOX 24747 NICOSIA	+357 22500100	357 22500110								
HSBC CONTINENTAL EUROPE									a	
109-111, Α.ΜΕΣΟΓΕΙΩΝ 109-111	2106960000									
INDEX SECURITIES S.A.				a						
6, ΔΡΑΓΑΤΣΑΝΙΟΥ 6 ΑΘΗΝΑ	2103213920									
J. CHR. MAVRIKIS SECURITIES S.A.				a						
5, ΣΟΦΟΚΛΕΟΥΣ 5 ΑΘΗΝΑ	2103216730									

Athex & ATHEXClear Members List

Member Name				Stock Market			Derivatives Market		ATHEXClear Member	
	Address	Phone	Fax	Market Member	Remote Member	Market Maker	Proprietary	Market Maker	General Clearing	Direct Clearing
KAPPA SECURITIES S.A.				a			a			
15, ΒΑΛΑΩΡΙΤΟΥ 15 ΑΘΗΝΑ	2103678600									
KARAMANOF SECURITIES & INVESTMENT SERVICES S.A.				a						
2, ΠΛ.ΑΓ.ΘΕΟΔΩΡΩΝ 2 ΑΘΗΝΑ	2103212947									
LAIKI FINANCIAL SERVICES LTD					a					
26, AVE. VYRONOS NICOSIA	357 22367367	357 22718567								
LEON DEPOLAS SECURITIES S.A.				a		a	a			
1, ΧΡΗΣΤΟΥ ΛΑΔΑ 1 ΑΘΗΝΑ	2103213276 -28									
MEGA EQUITY SECURITIES & FINANCIAL SERVICES PUBLIC LTD				a	a		a			
42-44, ΛΕΩΦ.ΓΡΙΒΑ ΔΙΓΕΝΗ 42-44	0035722711711									
MERIT SECURITIES S.A				a		a	a			a
5, ΣΟΦΟΚΛΕΟΥΣ 5 ΑΘΗΝΑ	2103671880									
MERRILL LYNCH INTERNATIONAL				a						
2, 2 KING EDWARD STREET LONDON	+44 20276281000									
N. CHRYSOCHOIDIS SECURITIES S.A.				a			a			a
7-9, ΣΟΦΟΚΛΕΟΥΣ 7-9 ΑΘΗΝΑ	2103213913									
NATIONAL BANK OF GREECE S.A.				a		a	a		a	
86, ΑΙΟΛΟΥ ΣΤΡ. ΑΘΗΝΑ	(210)-3341000	(210)-3228187								
68, ΑΚΑΔΙΜΙΑΣ ΣΤΡ. ΑΘΗΝΑ	(210)-3328817	(210)-3328678								
NATIONAL SECURITIES SINGLE MEMBER SA				a		a	a	a		
66, ΛΕΩΦΟΡΟΣ ΑΘΗΝΩΝ 128-132 & ΙΦΙΓΕΝΙΑΣ ΑΘΗΝΑ	2103328784									
NUNTIUS BROKERAGE AND INVESTMENT SERVICES S.A				a						
6, ΔΡΑΓΑΤΣΑΝΙΟΥ 6 ΑΘΗΝΑ	2103350599									
ONE PLUS CAPITAL LIMITED				a	a					
, 75 PRODROMOU AVENUE NICOSIA 1307	35722873760									
OPTIMA BANK S.A.				a		a	a	a	a	
, ΑΙΓΙΑΛΕΙΑΣ 32 & ΠΑΡΑΔΕΙΣΟΥ ΜΑΡΟΥΣΙ	210 8173000									
PANCRETA BANK S.A									a	
, ΙΚΑΡΟΥ 5	2810338746									
PANTELAKIS SECURITIES S.A.				a		a	a	a		
57, ΕΘΝΙΚΗΣ ΑΝΤΙΣΤΑΣΕΩΣ 57, ΚΤΙΠΙΟ Β CHALANDRI	2106965000								a	
PIRAEUS BANK S.A.				a			a			
, ΑΜΕΡΙΚΗΣ 4 ΑΘΗΝΑ	2103335000									
PIRAEUS SECURITIES S. A.				a		a	a	a		a
10, ΣΤΑΔΙΟΥ 10 ΑΘΗΝΑ	2103354100									
PROCHOICE SECURITIES LTD				a	a					
57, ΛΕΩΦ.ΣΠΥΡΟΥ ΚΥΠΡΙΑΝΟΥ 57, ΑΚΙΝΗΤΑ Φ	035724661192									
SHARELINK SECURITIES & FINANCIAL SERVICES LTD				a			a			
6, HOUSE-ΘΕΟΤΟΚΗ 6 ΜΕΓΑΡΟ ΕΛΜΗΝΑ	+357 22554200									
SOCIETE GENERALE S.A.				a	a		a			
, 17 COURS VALMY, CEDEX	+157290504									
SOLIDUS SECURITIES S.A				a			a			a
64, ΛΟΥΙΖΗΣ ΠΙΑΝΚΟΥΡ 64 ΑΘΗΝΑ	2106900600									
ST. EM. LAVRENTAKIS SECURITIES S.A.				a			a			
7-9, ΣΟΦΟΚΛΕΟΥΣ 7-9 ΑΘΗΝΑ	2103213336									
THE CYPRUS INVESTMENT & SECURITIES CORPORATION LTD				a	a					
154, 1 AG. PROKOPIΟΥ & POSIDONOS 1ST FLOOR	0035722121700									
UBS EUROPE SE				a	a					
, OPERNTURM, BOCKENHEIMER LANDSTRASSE 2-4	496921790									
UBS LIMITED					a					
1, FINSBURY AVENUE LONDON	+44 2075687135									

List of Stocks under Market Making operations

Securities	Market Maker	Start Market Making	Stock Category	Suspension Status
MLS MULTIMEDIA SA (CR)				
	PIRAEUS SECURITIES S. A.	01/08/2019		
ALPHA ETF FTSE Athex Large Cap			Exchange Traded Funds (ETFs)	
	ALPHA FINANCE INVESTMENT SERVICES SINGLE MEMBER SA	02/01/1900		
	NATIONAL SECURITIES SINGLE MEMBER SA	02/01/1900		
ADMIE (IPTO) HOLDING S.A. (CR)			Main Market	
	EUROBANK EQUITIES INVESTMENT FIRM SINGLE MEMBER SA	24/05/2021		
	HELLENIC AMERICAN SECURITIES S.A.	09/03/2020		
	PIRAEUS SECURITIES S. A.	29/06/2017		
AEGEAN AIRLINES (CR)			Main Market	
	EUROBANK EQUITIES INVESTMENT FIRM SINGLE MEMBER SA	22/09/2020		
ALPHA SERVICES HOLD (CR)			Main Market	
	ALPHA FINANCE INVESTMENT SERVICES SINGLE MEMBER SA	29/02/2016		
	EUROBANK EQUITIES INVESTMENT FIRM SINGLE MEMBER SA	22/10/2006		
	GREENPOST TRADING EUROPE LTD	12/06/2023		
	HELLENIC AMERICAN SECURITIES S.A.	25/07/2014		
	LEON DEPOLAS SECURITIES S.A.	04/01/2016		
	MERIT SECURITIES S.A	03/09/2012		
	NATIONAL SECURITIES SINGLE MEMBER SA	02/01/1900		
	PIRAEUS SECURITIES S. A.	28/05/2009		
ALPHA TRUST (CR)			Main Market	
	EUROBANK EQUITIES INVESTMENT FIRM SINGLE MEMBER SA	06/02/2023		
	LEON DEPOLAS SECURITIES S.A.	04/01/2021		
ALUMIL (CR)			Main Market	
	PIRAEUS SECURITIES S. A.	31/07/2023		
ANDROMEDA SA (CR)			Main Market	
	BETA SECURITIES S.A.	15/02/2021		
	OPTIMA BANK S.A.	03/04/2023		
ATTICA BANK S.A. (CR)			Main Market	
	EUROXX SECURITIES S.A.	22/01/2016		
	PIRAEUS SECURITIES S. A.	20/09/2017		
AUSTRIACARD (CB)			Main Market	
	BETA SECURITIES S.A.	23/03/2023		
	EUROBANK EQUITIES INVESTMENT FIRM SINGLE MEMBER SA	15/05/2023		
AUTOHELLAS SA (CR)			Main Market	
	ALPHA FINANCE INVESTMENT SERVICES SINGLE MEMBER SA	01/07/2019		
	EUROXX SECURITIES S.A.	02/07/2018		
AVAX S.A. (CR)			Main Market	
	EUROBANK EQUITIES INVESTMENT FIRM SINGLE MEMBER SA	14/12/2015		
	OPTIMA BANK S.A.	04/09/2023		
	PIRAEUS SECURITIES S. A.	01/02/2021		
AVE (CR)			Main Market	
	EUROXX SECURITIES S.A.	05/06/2020		
BRIO PROPERTIES (CR)			Main Market	
	EUROBANK EQUITIES INVESTMENT FIRM SINGLE MEMBER SA	09/09/2019		
	LEON DEPOLAS SECURITIES S.A.	22/02/2021		
CC HBC AG (CR)			Main Market	
	BETA SECURITIES S.A.	08/03/2021		
	NATIONAL SECURITIES SINGLE MEMBER SA	02/01/1900		
	PIRAEUS SECURITIES S. A.	04/05/2015		
CENERGY HOLDINGS (CB)			Main Market	
	ALPHA FINANCE INVESTMENT SERVICES SINGLE MEMBER SA	02/01/2016		
	EUROBANK EQUITIES INVESTMENT FIRM SINGLE MEMBER SA	02/01/2016		
	OPTIMA BANK S.A.	14/03/2022		
	PANTELAKIS SECURITIES S.A.	27/12/2022		
CNL CAPITAL (CR)			Main Market	
	MERIT SECURITIES S.A	01/10/2018		
DIMAND (CR)			Main Market	
	ALPHA FINANCE INVESTMENT SERVICES SINGLE MEMBER SA	08/08/2022		
	EUROBANK EQUITIES INVESTMENT FIRM SINGLE MEMBER SA	08/08/2022		
	PANTELAKIS SECURITIES S.A.	15/05/2023		
EKTER SA (CR)			Main Market	
	BETA SECURITIES S.A.	26/09/2022		
	EUROBANK EQUITIES INVESTMENT FIRM SINGLE MEMBER SA	16/10/2017		
	LEON DEPOLAS SECURITIES S.A.	21/05/2018		
ELASTRON (CR)			Main Market	
	LEON DEPOLAS SECURITIES S.A.	20/02/2017		

List of Stocks under Market Making operations

Securities	Stock Category
Market Maker	Start Market Making
ELLAKTOR (CR)	Main Market
ALPHA FINANCE INVESTMENT SERVICES SINGLE MEMBER SA	18/03/2019
EUROBANK EQUITIES INVESTMENT FIRM SINGLE MEMBER SA	01/06/2012
EUROXX SECURITIES S.A.	24/09/2018
NATIONAL SECURITIES SINGLE MEMBER SA	02/01/1900
PIRAEUS SECURITIES S. A.	22/10/2018
ELTON SA (CR)	Main Market
EUROBANK EQUITIES INVESTMENT FIRM SINGLE MEMBER SA	28/11/2022
OPTIMA BANK S.A.	30/01/2023
ELVALHALCOR (CR)	Main Market
ALPHA FINANCE INVESTMENT SERVICES SINGLE MEMBER SA	07/05/2018
BETA SECURITIES S.A.	09/01/2023
EUROBANK EQUITIES INVESTMENT FIRM SINGLE MEMBER SA	07/05/2018
ENTERSOFT (CR)	Main Market
ALPHA FINANCE INVESTMENT SERVICES SINGLE MEMBER SA	23/03/2023
EUROBANK EQUITIES INVESTMENT FIRM SINGLE MEMBER SA	22/06/2020
EUROBANK HOLDINGS (CR)	Main Market
ALPHA FINANCE INVESTMENT SERVICES SINGLE MEMBER SA	09/01/2006
EUROBANK EQUITIES INVESTMENT FIRM SINGLE MEMBER SA	01/06/2012
GREENPOST TRADING EUROPE LTD	12/06/2023
HELLENIC AMERICAN SECURITIES S.A.	25/07/2014
LEON DEPOLAS SECURITIES S.A.	30/11/2018
MERIT SECURITIES S.A	06/11/2017
NATIONAL SECURITIES SINGLE MEMBER SA	02/01/1900
PIRAEUS SECURITIES S. A.	28/09/2009
EUROCONSULTANTS S.A. (CR)	Main Market
OPTIMA BANK S.A.	01/02/2023
EYDAP S.A. (CR)	Main Market
ALPHA FINANCE INVESTMENT SERVICES SINGLE MEMBER SA	27/01/2020
EUROBANK EQUITIES INVESTMENT FIRM SINGLE MEMBER SA	10/06/2019
FOURLIS (CR)	Main Market
EUROBANK EQUITIES INVESTMENT FIRM SINGLE MEMBER SA	01/12/2016
PIRAEUS SECURITIES S. A.	06/03/2017
GEK TERNA (CR)	Main Market
BETA SECURITIES S.A.	08/03/2021
EUROBANK EQUITIES INVESTMENT FIRM SINGLE MEMBER SA	24/05/2021
PIRAEUS SECURITIES S. A.	29/08/2019
GR. SARANTIS S.A. (CR)	Main Market
BETA SECURITIES S.A.	14/05/2012
EUROBANK EQUITIES INVESTMENT FIRM SINGLE MEMBER SA	24/10/2016
HELLENIC EXCHANGES-A.S.E. (CR)	Main Market
HELLENIC AMERICAN SECURITIES S.A.	01/09/2014
NATIONAL SECURITIES SINGLE MEMBER SA	02/01/1900
PIRAEUS SECURITIES S. A.	04/05/2015
HELLENIQ ENERGY (CR)	Main Market
ALPHA FINANCE INVESTMENT SERVICES SINGLE MEMBER SA	07/11/2023
EUROBANK EQUITIES INVESTMENT FIRM SINGLE MEMBER SA	01/11/2023
HELLENIC AMERICAN SECURITIES S.A.	14/09/2015
PIRAEUS SECURITIES S. A.	20/03/2017
IDEAL HOLDINGS (CR)	Main Market
EUROBANK EQUITIES INVESTMENT FIRM SINGLE MEMBER SA	07/06/2021
PIRAEUS SECURITIES S. A.	07/06/2021
INTERCONTINENTAL (CR)	Main Market
LEON DEPOLAS SECURITIES S.A.	03/06/2019
INTERLIFE G.C.I.(CR)	Main Market
BETA SECURITIES S.A.	24/10/2022
INTERWOOD-XYLEMPORIA (CR)	Main Market
EUROBANK EQUITIES INVESTMENT FIRM SINGLE MEMBER SA	05/07/2021
PANTELAKIS SECURITIES S.A.	01/07/2021
INTRAKAT (CR)	Main Market
BETA SECURITIES S.A.	04/10/2021
PANTELAKIS SECURITIES S.A.	10/10/2022
JUMBO SA (CR)	Main Market
BETA SECURITIES S.A.	01/02/2021
EUROBANK EQUITIES INVESTMENT FIRM SINGLE MEMBER SA	25/05/2020
GREENPOST TRADING EUROPE LTD	12/06/2023
MERIT SECURITIES S.A	06/11/2017
PIRAEUS SECURITIES S. A.	06/03/2017

List of Stocks under Market Making operations

Securities	Stock Category
Market Maker	Start Market Making
KLOUKINAS - LAPPAS SA (CR)	Main Market
OPTIMA BANK S.A.	02/01/2023
KRI-KRI S.A. (CR)	Main Market
EUROBANK EQUITIES INVESTMENT FIRM SINGLE MEMBER SA	07/05/2018
LEON DEPOLAS SECURITIES S.A.	16/01/2017
LAMDA DEVELOPMENT SA (CR)	Main Market
EUROBANK EQUITIES INVESTMENT FIRM SINGLE MEMBER SA	08/12/2014
PANTELAKIS SECURITIES S.A.	06/11/2017
PIRAEUS SECURITIES S. A.	29/06/2017
LAMPSA HOTEL SA (CR)	Main Market
LEON DEPOLAS SECURITIES S.A.	16/01/2017
MIG (CR)	Main Market
PIRAEUS SECURITIES S. A.	02/02/2009
MOTODYNAMICS S.A. (CR)	Main Market
OPTIMA BANK S.A.	25/08/2023
MOTOR OIL (CR)	Main Market
BETA SECURITIES S.A.	08/03/2021
EUROBANK EQUITIES INVESTMENT FIRM SINGLE MEMBER SA	22/10/2006
GREENPOST TRADING EUROPE LTD	12/06/2023
LEON DEPOLAS SECURITIES S.A.	01/04/2019
MERIT SECURITIES S.A	25/02/2019
NATIONAL SECURITIES SINGLE MEMBER SA	02/01/1900
PIRAEUS SECURITIES S. A.	04/05/2015
MPLE KEDROS (CR)	Main Market
OPTIMA BANK S.A.	16/10/2023
OPTIMA BANK S.A.	08/11/2023
MYTILINEOS (CR)	Main Market
ALPHA FINANCE INVESTMENT SERVICES SINGLE MEMBER SA	15/04/2019
BETA SECURITIES S.A.	11/04/2022
EUROBANK EQUITIES INVESTMENT FIRM SINGLE MEMBER SA	20/09/2017
GREENPOST TRADING EUROPE LTD	12/06/2023
MERIT SECURITIES S.A	25/02/2019
NATIONAL SECURITIES SINGLE MEMBER SA	02/01/1900
PIRAEUS SECURITIES S. A.	04/05/2015
NATIONAL BANK (CR)	Main Market
ALPHA FINANCE INVESTMENT SERVICES SINGLE MEMBER SA	09/01/2006
EUROBANK EQUITIES INVESTMENT FIRM SINGLE MEMBER SA	22/10/2006
GREENPOST TRADING EUROPE LTD	12/06/2023
HELLENIC AMERICAN SECURITIES S.A.	25/07/2014
LEON DEPOLAS SECURITIES S.A.	20/05/2015
MERIT SECURITIES S.A	03/09/2012
NATIONAL SECURITIES SINGLE MEMBER SA	02/01/1900
PIRAEUS SECURITIES S. A.	08/09/2008
OPAP (CR)	Main Market
ALPHA FINANCE INVESTMENT SERVICES SINGLE MEMBER SA	09/01/2006
BETA SECURITIES S.A.	11/04/2022
EUROBANK EQUITIES INVESTMENT FIRM SINGLE MEMBER SA	22/10/2006
GREENPOST TRADING EUROPE LTD	12/06/2023
HELLENIC AMERICAN SECURITIES S.A.	25/07/2014
MERIT SECURITIES S.A	20/03/2017
NATIONAL SECURITIES SINGLE MEMBER SA	02/01/1900
PIRAEUS SECURITIES S. A.	04/05/2015
OPTIMA BANK (CR)	Main Market
OPTIMA BANK S.A.	06/11/2023
OTE (CR)	Main Market
ALPHA FINANCE INVESTMENT SERVICES SINGLE MEMBER SA	09/01/2006
BETA SECURITIES S.A.	11/04/2022
EUROBANK EQUITIES INVESTMENT FIRM SINGLE MEMBER SA	22/10/2006
GREENPOST TRADING EUROPE LTD	12/06/2023
HELLENIC AMERICAN SECURITIES S.A.	25/07/2014
LEON DEPOLAS SECURITIES S.A.	20/04/2015
MERIT SECURITIES S.A	20/03/2017
NATIONAL SECURITIES SINGLE MEMBER SA	02/01/1900
PIRAEUS SECURITIES S. A.	08/09/2008
P.P.A. S.A. (CR)	Main Market
EUROBANK EQUITIES INVESTMENT FIRM SINGLE MEMBER SA	06/02/2019
PAPOUTSANIS (CR)	Main Market
ALPHA FINANCE INVESTMENT SERVICES SINGLE MEMBER SA	19/11/2018
BETA SECURITIES S.A.	25/11/2013

List of Stocks under Market Making operations

Securities	Stock Category
Market Maker	Start Market Making
PETROPOULOS PETROS (CR)	Main Market
EUROBANK EQUITIES INVESTMENT FIRM SINGLE MEMBER SA	01/04/2019
PANTELAKIS SECURITIES S.A.	16/03/2020
PIRAEUS FINANCIAL HOLD (CR)	Main Market
ALPHA FINANCE INVESTMENT SERVICES SINGLE MEMBER SA	15/04/2019
EUROBANK EQUITIES INVESTMENT FIRM SINGLE MEMBER SA	22/10/2006
EUROXX SECURITIES S.A.	15/02/2016
GREENPOST TRADING EUROPE LTD	12/06/2023
HELLENIC AMERICAN SECURITIES S.A.	25/07/2014
LEON DEPOLAS SECURITIES S.A.	30/11/2018
MERIT SECURITIES S.A	16/09/2013
NATIONAL SECURITIES SINGLE MEMBER SA	02/01/1900
PIRAEUS SECURITIES S. A.	16/02/2009
PPC (CR)	Main Market
ALPHA FINANCE INVESTMENT SERVICES SINGLE MEMBER SA	09/01/2006
BETA SECURITIES S.A.	01/02/2021
EUROBANK EQUITIES INVESTMENT FIRM SINGLE MEMBER SA	22/10/2006
GREENPOST TRADING EUROPE LTD	12/06/2023
HELLENIC AMERICAN SECURITIES S.A.	01/09/2014
MERIT SECURITIES S.A	06/11/2017
NATIONAL SECURITIES SINGLE MEMBER SA	02/01/1900
PIRAEUS SECURITIES S. A.	28/09/2009
PREMIA (CR)	Main Market
BETA SECURITIES S.A.	01/06/2021
LEON DEPOLAS SECURITIES S.A.	05/12/2022
PANTELAKIS SECURITIES S.A.	23/12/2021
PROFILE SA (CR)	Main Market
OPTIMA BANK S.A.	03/04/2023
PANTELAKIS SECURITIES S.A.	01/07/2019
QUALITY & RELIABILITY SA (CR)	Main Market
OPTIMA BANK S.A.	03/01/2023
QUEST HOLDINGS (CR)	Main Market
BETA SECURITIES S.A.	26/03/2018
EUROBANK EQUITIES INVESTMENT FIRM SINGLE MEMBER SA	28/01/2019
REVOIL (CR)	Main Market
BETA SECURITIES S.A.	26/06/2023
SIDMA STEEL (CR)	Main Market
OPTIMA BANK S.A.	25/05/2023
SPACE HELLAS SA (CR)	Main Market
MERIT SECURITIES S.A	09/12/2022
TECHNICAL OLYMPIC SA (CR)	Main Market
OPTIMA BANK S.A.	05/07/2023
TERNA ENERGY (CR)	Main Market
EUROBANK EQUITIES INVESTMENT FIRM SINGLE MEMBER SA	24/05/2021
PIRAEUS SECURITIES S. A.	09/12/2019
THRACE PLASTICS SA (CR)	Main Market
ALPHA FINANCE INVESTMENT SERVICES SINGLE MEMBER SA	26/03/2018
EUROBANK EQUITIES INVESTMENT FIRM SINGLE MEMBER SA	26/03/2018
TITAN CEMENT (CB)	Main Market
BETA SECURITIES S.A.	01/02/2021
EUROBANK EQUITIES INVESTMENT FIRM SINGLE MEMBER SA	06/11/2019
PIRAEUS SECURITIES S. A.	18/01/2021
TRADE ESTATES REIC (CR)	Main Market
EUROBANK EQUITIES INVESTMENT FIRM SINGLE MEMBER SA	08/11/2023
EUROBANK EQUITIES INVESTMENT FIRM SINGLE MEMBER SA	10/11/2023
PANTELAKIS SECURITIES S.A.	10/11/2023
PANTELAKIS SECURITIES S.A.	08/11/2023
TZIRAKIAN PROFIL (CR)	Main Market
LEON DEPOLAS SECURITIES S.A.	19/07/2021
VIOHALCO SA/NV (CB)	Main Market
ALPHA FINANCE INVESTMENT SERVICES SINGLE MEMBER SA	11/03/2008
EUROBANK EQUITIES INVESTMENT FIRM SINGLE MEMBER SA	04/03/2014
MERIT SECURITIES S.A	17/03/2014

Underlying Asset				Derivatives Market													
Price max	Price min	Closing price	change	Delivery Month	Open price	Price max	Price min	Last price	Closing price	Last Bid	Last Ask	Fixing price*	Life high	Life low	Trades	Volume	Open Interest
FTSE/Athex Large Cap				(Trade Unit: 1 Index Point x 2E, Cash Settlement)													
3,084.06	3,065.18	3,071.96	-0.16%	December 2023	3,070.00	3,084.00	3,067.00	3,072.00	3,072.00	---	---		3,119.00	---	86	368	3,259
				January 2024	3,065.00	3,082.50	3,063.00	3,068.00	3,068.00	---	---		3,112.25	---	25	100	214
				February 2024	---	---	---	---	3,089.25	---	---		---	---	---	---	---
				March 2024	---	---	---	---	3,094.00	---	---		---	---	---	---	---
				June 2024	---	---	---	---	3,110.75	---	---		---	---	---	---	---
				September 2024	---	---	---	---	3,126.50	---	---		---	---	---	---	---
FTSE/Athex Banks				(Trade Unit: 1 Index Point x 15E, Cash Settlement)													
1,051.07	1,032.53	1,035.17	-1.51%	December 2023	---	---	---	---	1,065.75	---	---		1,075.00	---	---	---	1,535
				March 2024	---	---	---	---	1,057.00	---	---		---	---	---	---	---
				June 2024	---	---	---	---	1,062.75	---	---		---	---	---	---	---
				September 2024	---	---	---	---	1,068.00	---	---		---	---	---	---	---
MSCI GREECE REBASED				(Trade Unit: 1 Index Point x 2E, Cash Settlement)													
4,917.72	4,884.22	4,894.53	-0.30%	December 2023	---	---	---	---	5,087.00	---	---		5,019.75	---	---	---	104
				January 2024	---	---	---	---	4,878.50	---	---		4,683.25	---	---	---	---
				February 2024	---	---	---	---	4,929.25	---	---		---	---	---	---	---
				March 2024	---	---	---	---	4,936.75	---	---		---	---	---	---	---
				April 2024	---	---	---	---	4,946.25	---	---		---	---	---	---	---
				May 2024	---	---	---	---	4,954.00	---	---		---	---	---	---	---
				June 2024	---	---	---	---	4,963.50	---	---		---	---	---	---	---
				September 2024	---	---	---	---	4,988.25	---	---		---	---	---	---	---

Derivatives notes

Fixing prices and final open positions can be retrieved from the following path <http://www.helex.gr/el/web/guest/statistics-end-of-day-derivatives>

Underlying Asset				Derivatives Market													
Price max	Price min	Closing price	change	Delivery Month	Open price	Price max	Price min	Last price	Closing price	Last Bid	Last Ask	Fixing price*	Life high	Life low	Trades	Volume	Open Interest
ADMIE (IPTO) HOLDING S.A. (CR)				(Contract Size: 100 Securities, Physical Delivery)													
2.28	2.24	2.28	1.33%	December 2023	2.25	2.28	2.25	2.28	2.28	---	---	---	2.42	---	12	110	23,554
				March 2024	2.29	2.29	2.29	2.29	2.29	---	---	---	2.29	---	2	20	690
				June 2024	---	---	---	---	2.27	---	---	---	---	---	---	---	---
				September 2024	---	---	---	---	2.29	---	---	---	---	---	---	---	---
AEGEAN AIRLINES (CR)				(Contract Size: 100 Securities, Physical Delivery)													
11.9	11.5	11.68	0.69%	December 2023	11.61	11.88	11.61	11.81	11.81	---	---	---	13.64	---	106	309	5,446
				March 2024	11.83	12.07	11.82	11.88	11.88	---	---	---	12.14	---	27	191	1,046
				June 2024	---	---	---	---	11.73	---	---	---	---	---	---	---	---
				September 2024	---	---	---	---	11.79	---	---	---	---	---	---	---	---
ALPHA SERVICES HOLD (CR)				(Contract Size: 100 Securities, Physical Delivery)													
1.5115	1.4875	1.508	0.67%	December 2023	1.49	1.51	1.49	1.51	1.51	---	---	---	1.65	---	86	2,573	181,393
				March 2024	1.53	1.53	1.51	1.52	1.52	---	---	---	1.60	---	73	2,268	11,872
				June 2024	---	---	---	---	1.49	---	---	---	1.47	---	---	---	---
				September 2024	---	---	---	---	1.52	---	---	---	---	---	---	---	---
AUTOHELLAS SA (CR)				(Contract Size: 100 Securities, Physical Delivery)													
12.6	12.34	12.6	0.64%	December 2023	12.50	12.50	12.50	12.50	12.50	---	---	---	14.22	---	1	1	194
				March 2024	12.51	12.51	12.51	12.51	12.51	---	---	---	12.51	---	1	1	---
				June 2024	---	---	---	---	12.66	---	---	---	---	---	---	---	---
				September 2024	---	---	---	---	12.72	---	---	---	---	---	---	---	---
AVAX S.A. (CR)				(Contract Size: 100 Securities, Physical Delivery)													
1.618	1.574	1.574	-2.72%	December 2023	1.62	1.62	1.59	1.59	1.59	---	---	---	1.63	---	2	71	1,135
				March 2024	1.63	1.65	1.62	1.62	1.62	---	---	---	1.65	---	58	127	96
				June 2024	---	---	---	---	1.64	---	---	---	---	---	---	---	---
				September 2024	---	---	---	---	1.64	---	---	---	---	---	---	---	---
CC HBC AG (CR)				(Contract Size: 100 Securities, Physical Delivery)													
26.35	26	26.24	0.73%	December 2023	26.11	26.33	26.11	26.33	26.33	---	---	---	27.19	---	14	96	405
				March 2024	26.17	26.42	26.17	26.38	26.38	---	---	---	26.42	---	7	90	12
				June 2024	---	---	---	---	26.34	---	---	---	---	---	---	---	---
				September 2024	---	---	---	---	26.47	---	---	---	---	---	---	---	---
CENERGY HOLDINGS (CB)				(Contract Size: 100 Securities, Physical Delivery)													
6.98	6.87	6.96	0.29%	December 2023	6.96	6.96	6.86	6.95	6.95	---	---	---	7.22	---	18	205	4,693
				March 2024	6.96	7.02	6.96	7.02	7.02	---	---	---	7.09	---	6	121	104
				June 2024	---	---	---	---	7.02	---	---	---	---	---	---	---	---
				September 2024	---	---	---	---	7.05	---	---	---	---	---	---	---	---

Derivatives notes

Fixing prices and final open positions can be retrieved from the following path <http://www.helex.gr/el/web/guest/statistics-end-of-day-derivatives>

Underlying Asset				Derivatives Market													
Price max	Price min	Closing price	change	Delivery Month	Open price	Price max	Price min	Last price	Closing price	Last Bid	Last Ask	Fixing price*	Life high	Life low	Trades	Volume	Open Interest
ELLAKTOR (CR)																	
(Contract Size: 100 Securities, Physical Delivery)																	
2.25	2.2	2.21	0.23%	December 2023	2.21	2.23	2.20	2.23	2.23	---	---	---	2.33	---	11	60	960
				March 2024	2.26	2.26	2.24	2.24	2.24	---	---	---	2.26	---	21	135	51
				June 2024	---	---	---	---	2.23	---	---	---	---	---	---	---	---
				September 2024	---	---	---	---	2.24	---	---	---	---	---	---	---	---
ELVALHALCOR (CR)																	
(Contract Size: 100 Securities, Physical Delivery)																	
1.9	1.86	1.882	0.43%	December 2023	1.88	1.89	1.76	1.87	1.87	---	---	---	2.09	---	23	100	1,432
				March 2024	1.94	1.94	1.89	1.89	1.89	---	---	---	1.94	---	2	41	22
				June 2024	---	---	---	---	1.89	---	---	---	---	---	---	---	---
				September 2024	---	---	---	---	1.90	---	---	---	---	---	---	---	---
EUROBANK HOLDINGS (CR)																	
(Contract Size: 100 Securities, Physical Delivery)																	
1.626	1.592	1.605	-1.53%	December 2023	1.61	1.61	1.59	1.60	1.60	---	---	---	1.70	---	26	475	28,603
				March 2024	1.61	1.61	1.60	1.61	1.61	---	---	---	1.70	---	25	168	216
				June 2024	---	---	---	---	1.65	---	---	---	---	---	---	---	---
				September 2024	---	---	---	---	1.66	---	---	---	---	---	---	---	---
EYDAP S.A. (CR)																	
(Contract Size: 100 Securities, Physical Delivery)																	
6.22	6.1	6.22	0.32%	December 2023	6.16	6.16	6.16	6.16	6.16	---	---	---	6.52	---	1	5	2,430
				March 2024	6.26	6.26	6.26	6.26	6.26	---	---	---	6.30	---	2	6	222
				June 2024	---	---	---	---	6.27	---	---	---	---	---	---	---	---
				September 2024	---	---	---	---	6.30	---	---	---	---	---	---	---	---
FOURLIS (CR)																	
(Contract Size: 100 Securities, Physical Delivery)																	
4.175	4.08	4.1	-0.61%	December 2023	4.13	4.15	4.13	4.15	4.15	---	---	---	4.65	---	3	11	1,016
				March 2024	4.18	4.18	4.17	4.17	4.17	---	---	---	4.18	---	2	6	---
				June 2024	---	---	---	---	4.17	---	---	---	---	---	---	---	---
				September 2024	---	---	---	---	4.19	---	---	---	---	---	---	---	---
GEK TERNA (CR)																	
(Contract Size: 100 Securities, Physical Delivery)																	
13.24	13	13.24	0.30%	December 2023	13.16	13.23	13.13	13.23	13.23	---	---	---	13.79	---	21	101	6,317
				March 2024	---	---	---	---	13.44	---	---	---	13.23	---	---	---	3
				June 2024	---	---	---	---	13.35	---	---	---	---	---	---	---	---
				September 2024	---	---	---	---	13.41	---	---	---	---	---	---	---	---
HELLENIC EXCHANGES-A.S.E. (CR)																	
(Contract Size: 100 Securities, Physical Delivery)																	
5.48	5.31	5.34	-2.38%	December 2023	5.41	5.42	5.35	5.35	5.35	---	---	---	5.54	---	20	784	8,595
				March 2024	5.51	5.51	5.43	5.45	5.45	---	---	---	5.62	---	35	892	944
				June 2024	---	---	---	---	5.53	---	---	---	---	---	---	---	---
				September 2024	---	---	---	---	5.56	---	---	---	---	---	---	---	---

Derivatives notes

Fixing prices and final open positions can be retrieved from the following path <http://www.helex.gr/el/web/guest/statistics-end-of-day-derivatives>

Underlying Asset				Derivatives Market													
Price max	Price min	Closing price	change	Delivery Month	Open price	Price max	Price min	Last price	Closing price	Last Bid	Last Ask	Fixing price*	Life high	Life low	Trades	Volume	Open Interest
HELLENIQ ENERGY (CR)																	
(Contract Size: 100 Securities, Physical Delivery)																	
7.9	7.61	7.7	-0.90%	December 2023	7.82	7.84	7.62	7.63	7.63	---	---	---	8.01	---	75	312	1,842
				March 2024	7.81	7.81	7.50	7.50	7.50	---	---	---	7.88	---	33	113	379
				June 2024	---	---	---	---	7.86	---	---	---	---	---	---	---	---
				September 2024	---	---	---	---	7.89	---	---	---	---	---	---	---	---
INTRACOM HOLDINGS (CR)																	
(Contract Size: 100 Securities, Physical Delivery)																	
3.14	3.015	3.06	0.33%	December 2023	3.08	3.14	3.03	3.06	3.06	---	---	---	3.14	---	75	579	6,221
				March 2024	3.03	3.19	3.03	3.10	3.10	---	---	---	3.19	---	74	593	923
				June 2024	---	---	---	---	3.08	---	---	---	---	---	---	---	---
				September 2024	---	---	---	---	3.10	---	---	---	---	---	---	---	---
INTRAKAT (CR)																	
(Contract Size: 100 Securities, Physical Delivery)																	
3.825	3.72	3.8	1.06%	December 2023	3.79	3.80	3.73	3.79	3.79	---	---	---	3.80	---	133	1,252	6,440
				March 2024	3.78	3.82	3.75	3.80	3.80	---	---	---	3.82	---	67	1,134	3,952
				June 2024	---	---	---	---	3.80	---	---	---	---	---	---	---	---
				September 2024	---	---	---	---	3.82	---	---	---	---	---	---	---	---
JUMBO SA (CR)																	
(Contract Size: 100 Securities, Physical Delivery)																	
25.04	24.26	25	3.22%	December 2023	24.44	24.90	24.44	24.90	24.90	---	---	---	28.13	---	35	240	1,545
				March 2024	24.86	25.20	24.86	25.10	25.10	---	---	---	25.20	---	10	171	42
				June 2024	---	---	---	---	24.49	---	---	---	---	---	---	---	---
				September 2024	---	---	---	---	24.61	---	---	---	---	---	---	---	---
LAMDA DEVELOPMENT SA (CR)																	
(Contract Size: 100 Securities, Physical Delivery)																	
6.91	6.785	6.9	1.03%	December 2023	6.82	6.90	6.81	6.90	6.90	---	---	---	6.97	---	35	97	5,363
				March 2024	6.92	6.93	6.90	6.90	6.90	---	---	---	7.09	---	10	45	297
				June 2024	---	---	---	---	6.91	---	---	---	---	---	---	---	---
				September 2024	---	---	---	---	6.94	---	---	---	---	---	---	---	---
MIG (CR)																	
(Contract Size: 100 Securities, Physical Delivery)																	
5.3	5.12	5.12	-3.03%	December 2023	5.21	5.21	5.21	5.21	5.21	---	---	---	5.25	---	2	10	123
				March 2024	---	---	---	---	5.28	---	---	---	5.30	---	---	---	34
				June 2024	---	---	---	---	5.34	---	---	---	---	---	---	---	---
				September 2024	---	---	---	---	5.36	---	---	---	---	---	---	---	---
MOTOR OIL (CR)																	
(Contract Size: 100 Securities, Physical Delivery)																	
24.36	24.06	24.2	-0.66%	December 2023	24.25	24.25	24.08	24.08	24.08	---	---	---	24.89	---	8	155	911
				March 2024	24.25	24.25	24.13	24.14	24.14	---	---	---	24.75	---	9	159	42
				June 2024	---	---	---	---	24.63	---	---	---	---	---	---	---	---
				September 2024	---	---	---	---	24.75	---	---	---	---	---	---	---	---

Derivatives notes

Fixing prices and final open positions can be retrieved from the following path <http://www.helex.gr/el/web/guest/statistics-end-of-day-derivatives>

Underlying Asset				Derivatives Market													
Price max	Price min	Closing price	change	Delivery Month	Open price	Price max	Price min	Last price	Closing price	Last Bid	Last Ask	Fixing price*	Life high	Life low	Trades	Volume	Open Interest
MYTILINEOS (CR)																	
(Contract Size: 100 Securities, Physical Delivery)																	
36.3	35.78	36.1	-0.44%	December 2023	36.27	36.27	35.75	36.00	36.00	---	---	---	38.12	---	44	201	3,144
				March 2024	36.45	36.53	36.20	36.40	36.40	---	---	---	37.20	---	45	252	145
				June 2024	---	---	---	---	36.66	---	---	---	---	---	---	---	---
				September 2024	---	---	---	---	36.84	---	---	---	---	---	---	---	---
NATIONAL BANK (CR)																	
(Contract Size: 100 Securities, Physical Delivery)																	
6.208	5.982	6	-3.23%	December 2023	6.17	6.19	6.00	6.02	6.02	---	---	---	6.43	---	112	883	27,548
				March 2024	6.11	6.24	6.07	6.11	6.11	---	---	---	6.30	---	81	898	1,210
				June 2024	---	---	---	---	6.27	---	---	---	---	---	---	---	---
				September 2024	---	---	---	---	6.30	---	---	---	---	---	---	---	---
OPAP (CR)																	
(Contract Size: 100 Securities, Physical Delivery)																	
14.77	14.57	14.57	0.00%	December 2023	14.65	14.72	14.60	14.69	14.69	---	---	---	16.20	---	14	134	2,021
				March 2024	14.75	14.88	14.70	14.76	14.76	---	---	---	14.98	---	6	91	18
				June 2024	---	---	---	---	14.73	---	---	---	---	---	---	---	---
				September 2024	---	---	---	---	14.80	---	---	---	---	---	---	---	---
OPTIMA BANK (CR)																	
(Contract Size: 100 Securities, Physical Delivery)																	
7.75	7.6	7.7	-0.65%	December 2023	---	---	---	---	7.73	---	---	---	7.86	---	---	---	82
				March 2024	7.66	7.66	7.66	7.66	7.66	---	---	---	7.67	---	1	4	1
				June 2024	---	---	---	---	7.84	---	---	---	---	---	---	---	---
				September 2024	---	---	---	---	7.87	---	---	---	---	---	---	---	---
OTE (CR)																	
(Contract Size: 100 Securities, Physical Delivery)																	
13.3	12.99	13.27	1.53%	December 2023	13.00	13.29	13.00	13.26	13.26	---	---	---	14.17	---	81	204	7,857
				March 2024	13.16	13.51	13.16	13.46	13.46	---	---	---	13.69	---	9	33	87
				June 2024	---	---	---	---	13.21	---	---	---	---	---	---	---	---
				September 2024	---	---	---	---	13.28	---	---	---	---	---	---	---	---
P.P.A. S.A. (CR)																	
(Contract Size: 100 Securities, Physical Delivery)																	
23.8	23.3	23.65	-0.21%	December 2023	23.97	23.97	23.97	23.97	23.97	---	---	---	23.97	---	1	30	158
				March 2024	24.25	24.25	24.25	24.25	24.25	---	---	---	24.25	---	1	30	1
				June 2024	---	---	---	---	23.96	---	---	---	---	---	---	---	---
				September 2024	---	---	---	---	24.08	---	---	---	---	---	---	---	---
PIRAEUS FINANCIAL HOLD (CR)																	
(Contract Size: 100 Securities, Physical Delivery)																	
3.16	3.1	3.116	-0.95%	December 2023	3.15	3.15	3.09	3.09	3.09	---	---	---	3.36	---	103	1,452	67,865
				March 2024	3.17	3.17	3.15	3.16	3.16	---	---	---	3.32	---	59	1,508	2,095
				June 2024	---	---	---	---	3.18	---	---	---	---	---	---	---	---
				September 2024	---	---	---	---	3.20	---	---	---	---	---	---	---	---

Derivatives notes

Fixing prices and final open positions can be retrieved from the following path <http://www.helex.gr/el/web/guest/statistics-end-of-day-derivatives>

Underlying Asset				Derivatives Market													
Price max	Price min	Closing price	change	Delivery Month	Open price	Price max	Price min	Last price	Closing price	Last Bid	Last Ask	Fixing price*	Life high	Life low	Trades	Volume	Open Interest
PPC (CR)				(Contract Size: 100 Securities, Physical Delivery)													
10.85	10.72	10.85	1.12%	December 2023	10.76	10.85	10.75	10.83	10.83	---	---	---	10.92	---	81	685	24,061
				March 2024	10.96	11.02	10.92	11.02	11.02	---	---	---	11.10	---	83	847	2,352
				June 2024	---	---	---	---	10.85	---	---	---	---	---	---	---	---
				September 2024	---	---	---	---	10.90	---	---	---	---	---	---	---	---
QUEST HOLDINGS (CR)				(Contract Size: 100 Securities, Physical Delivery)													
5.78	5.63	5.74	-0.17%	December 2023	5.63	5.63	5.63	5.63	5.63	---	---	---	6.25	---	1	1	103
				March 2024	---	---	---	---	5.74	---	---	---	5.67	---	---	---	1
				June 2024	---	---	---	---	5.81	---	---	---	---	---	---	---	---
				September 2024	---	---	---	---	5.84	---	---	---	---	---	---	---	---
TERNA ENERGY (CR)				(Contract Size: 100 Securities, Physical Delivery)													
15.87	15.6	15.6	-0.13%	December 2023	15.72	15.72	15.65	15.70	15.70	---	---	---	17.23	---	14	103	14,946
				March 2024	15.83	15.99	15.83	15.90	15.90	---	---	---	16.29	---	22	135	764
				June 2024	---	---	---	---	15.79	---	---	---	---	---	---	---	---
				September 2024	---	---	---	---	15.87	---	---	---	---	---	---	---	---
TITAN CEMENT (CB)				(Contract Size: 100 Securities, Physical Delivery)													
19.9	19.7	19.82	-0.30%	December 2023	19.68	19.68	19.68	19.68	19.68	---	---	---	19.96	---	5	155	624
				March 2024	19.95	19.95	19.95	19.95	19.95	---	---	---	19.99	---	5	155	14
				June 2024	---	---	---	---	20.10	---	---	---	---	---	---	---	---
				September 2024	---	---	---	---	20.20	---	---	---	---	---	---	---	---
VIOHALCO SA/NV (CB)				(Contract Size: 100 Securities, Physical Delivery)													
5.44	5.3	5.32	-0.75%	December 2023	5.42	5.42	5.30	5.32	5.32	---	---	---	6.66	---	44	219	4,686
				March 2024	5.42	5.44	5.39	5.44	5.44	---	---	---	5.62	---	25	120	264
				June 2024	---	---	---	---	5.42	---	---	---	---	---	---	---	---
				September 2024	---	---	---	---	5.45	---	---	---	---	---	---	---	---

Derivatives notes

Fixing prices and final open positions can be retrieved from the following path <http://www.helex.gr/el/web/guest/statistics-end-of-day-derivatives>

FTSE/Athex Large Cap

(Trade Unit: 1 Index Point x 2€ - Exercise Style: European, Cash Settlement)

Call Options														Put Options																					
December 2023							January 2024							Other Months		December 2023							January 2024							Other Months		Exercise Price			
Open price	Price max	Price min	Last price	Closing price	Volume	Open Interest	Open price	Price max	Price min	Last price	Closing price	Volume	Open Interest	Volume	Open Interest	Open price	Price max	Price min	Last price	Closing price	Volume	Open Interest	Open price	Price max	Price min	Last price	Closing price	Volume	Open Interest	Volume	Open Interest				
1,975	0.00	0.00	0.00	-	1,089.00	-	-	-	-	-	-	-	-	-	-	0.00	0.00	0.00	-	0.01	-	-	-	-	-	-	-	-	-	-	-	1,975			
2,000	0.00	0.00	0.00	-	1,064.00	-	-	-	-	-	-	-	-	-	-	0.00	0.00	0.00	-	0.01	-	-	-	-	-	-	-	-	-	-	-	2,000			
2,050	0.00	0.00	0.00	-	1,014.00	-	-	-	-	-	-	-	-	-	-	0.00	0.00	0.00	-	0.01	-	-	-	-	-	-	-	-	-	-	-	2,050			
2,100	0.00	0.00	0.00	-	964.00	-	-	-	-	-	-	-	-	-	-	0.00	0.00	0.00	-	0.01	-	-	-	-	-	-	-	-	-	-	-	2,100			
2,150	0.00	0.00	0.00	-	914.00	-	-	-	-	-	-	-	-	-	-	0.00	0.00	0.00	-	0.01	-	-	-	-	-	-	-	-	-	-	-	2,150			
2,200	0.00	0.00	0.00	-	864.00	-	-	-	-	-	-	-	-	-	-	0.00	0.00	0.00	-	0.01	-	-	-	-	-	-	-	-	-	-	-	2,200			
2,250	0.00	0.00	0.00	-	814.00	-	-	-	-	-	-	-	-	-	-	0.00	0.00	0.00	-	0.02	-	-	-	-	-	-	-	-	-	-	-	2,250			
2,300	0.00	0.00	0.00	-	764.00	-	-	-	-	-	-	-	-	-	-	0.00	0.00	0.00	-	0.01	-	-	-	-	-	-	-	-	-	-	-	2,300			
2,350	0.00	0.00	0.00	-	714.00	-	-	-	-	-	-	-	-	-	-	0.00	0.00	0.00	-	0.01	-	-	-	-	-	-	-	-	-	-	-	2,350			
2,400	0.00	0.00	0.00	-	664.00	-	-	-	-	-	-	-	-	-	-	0.00	0.00	0.00	-	0.02	-	-	-	-	-	-	-	-	-	-	-	2,400			
2,450	0.00	0.00	0.00	-	614.00	-	-	-	-	-	-	-	-	-	-	0.00	0.00	0.00	-	0.01	-	-	-	-	-	-	-	-	-	-	-	2,450			
2,500	0.00	0.00	0.00	-	564.00	-	-	-	-	-	-	-	-	-	-	0.00	0.00	0.00	-	0.02	-	-	-	-	-	-	-	-	-	-	-	2,500			
2,550	0.00	0.00	0.00	-	514.00	-	-	-	-	-	-	-	-	-	-	0.00	0.00	0.00	-	0.01	-	-	-	-	-	-	-	-	-	-	-	2,550			
2,600	0.00	0.00	0.00	-	464.00	-	-	-	-	-	-	-	-	-	-	0.00	0.00	0.00	-	0.01	-	-	-	-	-	-	-	-	-	-	-	2,600			
2,650	0.00	0.00	0.00	-	414.00	-	-	0.00	0.00	0.00	-	428.00	-	-	-	0.00	0.00	0.00	-	0.02	-	-	0.00	0.00	0.00	-	1.60	-	-	-	2,650				
2,700	0.00	0.00	0.00	-	364.00	-	-	0.00	0.00	0.00	-	380.00	-	-	-	0.00	0.00	0.00	-	0.01	-	-	0.00	0.00	0.00	-	3.10	-	-	-	2,700				
2,750	0.00	0.00	0.00	-	314.00	-	-	0.00	0.00	0.00	-	333.00	-	-	-	0.00	0.00	0.00	-	0.01	-	-	0.00	0.00	0.00	-	5.70	-	-	-	2,750				
2,800	0.00	0.00	0.00	-	264.00	-	20	0.00	0.00	0.00	-	287.00	-	-	-	0.00	0.00	0.00	-	0.09	-	-	0.00	0.00	0.00	-	9.90	-	-	-	2,800				
2,850	0.00	0.00	0.00	-	215.00	-	80	0.00	0.00	0.00	-	244.00	-	-	-	3.00	0.00	2.50	2.50	2.50	4	94	0.00	0.00	0.00	-	16.25	-	-	-	2,850				
2,900	0.00	0.00	0.00	-	166.00	-	40	0.00	0.00	0.00	-	203.00	-	-	-	0.00	0.00	0.00	-	1.90	-	40	0.00	0.00	0.00	-	25.50	-	-	-	2,900				
2,950	0.00	0.00	0.00	-	120.00	-	82	0.00	0.00	0.00	-	166.00	-	-	-	0.00	0.00	0.00	-	6.10	-	121	0.00	0.00	0.00	-	38.25	-	-	-	2,950				
3,000	0.00	0.00	0.00	-	80.00	-	300	124.00	124.00	124.00	124.00	124.00	1	41	-	0.00	0.00	0.00	-	15.75	-	242	0.00	0.00	0.00	-	55.00	-	25	-	3,000				
3,050	0.00	0.00	0.00	-	47.75	-	501	0.00	0.00	0.00	-	104.00	-	20	-	23.75	0.00	23.75	25.00	25.00	42	512	0.00	0.00	0.00	-	76.00	-	20	-	3,050				
3,100	23.00	32.00	22.50	22.50	22.50	44	58	0.00	0.00	0.00	-	79.50	-	60	-	0.00	32.00	0.00	-	61.00	-	82	0.00	0.00	0.00	-	101.00	-	21	-	3,100				
3,150	11.00	13.00	11.00	13.00	13.00	4	114	50.00	50.00	50.00	50.00	50.00	20	-	-	0.00	13.00	0.00	-	97.50	-	-	130.00	130.00	130.00	130.00	130.00	20	-	-	3,150				
3,200	0.00	0.00	0.00	-	4.60	-	-	0.00	0.00	0.00	-	43.00	-	-	-	0.00	0.00	0.00	-	140.00	-	-	0.00	0.00	0.00	-	165.00	-	20	-	3,200				
3,250	0.00	0.00	0.00	-	1.60	-	100	0.00	0.00	0.00	-	30.50	-	-	-	0.00	0.00	0.00	-	187.00	-	-	0.00	0.00	0.00	-	202.00	-	-	-	3,250				
3,300	0.00	0.00	0.00	-	0.45	-	-	0.00	0.00	0.00	-	21.25	-	-	-	0.00	0.00	0.00	-	236.00	-	-	0.00	0.00	0.00	-	243.00	-	-	-	3,300				
3,350	0.00	0.00	0.00	-	0.11	-	-	0.00	0.00	0.00	-	14.25	-	-	-	0.00	0.00	0.00	-	286.00	-	-	0.00	0.00	0.00	-	286.00	-	-	-	3,350				
3,400	0.00	0.00	0.00	-	0.02	-	-	-	-	-	-	-	-	-	-	0.00	0.00	0.00	-	336.00	-	-	-	-	-	-	-	-	-	-	3,400				
3,450	0.00	0.00	0.00	-	0.01	-	-	-	-	-	-	-	-	-	-	0.00	0.00	0.00	-	386.00	-	-	-	-	-	-	-	-	-	-	3,450				
3,500	0.00	0.00	0.00	-	0.01	-	-	-	-	-	-	-	-	-	-	0.00	0.00	0.00	-	436.00	-	-	-	-	-	-	-	-	-	-	3,500				
Totals:						48	1,295							21	121	0	0							46	1,091							20	86	0	0
Number of Trades:						6								2		0								5								1		0	

ALPHA SERVICES HOLD (CR)

(Contract Size: 100 Securities, Exercise Style: American, Physical Delivery)

Call Options														Put Options																			
December 2023							January 2024							Other Months		December 2023							January 2024							Other Months		Exercise Price	
Open price	Price max	Price min	Last price	Closing price	Volume	Open Interest	Open price	Price max	Price min	Last price	Closing price	Volume	Open Interest	Volume	Open Interest	Open price	Price max	Price min	Last price	Closing price	Volume	Open Interest	Open price	Price max	Price min	Last price	Closing price	Volume	Open Interest	Volume	Open Interest		
0.750	0.000	0.000	0.000	0.750	-	-										0.000	0.000	0.000	0.002	-	-											0.008	
0.800	0.000	0.000	0.000	0.700	-	-										0.000	0.000	0.000	0.001	-	-											0.008	
0.850	0.000	0.000	0.000	0.650	-	-										0.000	0.000	0.000	0.001	-	-											0.009	
0.900	0.000	0.000	0.000	0.600	-	-	0.000	0.000	0.000	0.602	-	-				0.000	0.000	0.000	0.001	-	-	0.000	0.000	0.000	0.001	-	-					0.009	
0.950	0.000	0.000	0.000	0.550	-	-	0.000	0.000	0.000	0.552	-	-				0.000	0.000	0.000	0.001	-	-	0.000	0.000	0.000	0.001	-	-					0.010	
1.000	0.000	0.000	0.000	0.501	-	-	0.000	0.000	0.000	0.502	-	-				0.000	0.000	0.000	0.001	-	-	0.000	0.000	0.000	0.001	-	-					0.010	
1.100	0.000	0.000	0.000	0.401	-	-	0.000	0.000	0.000	0.403	-	-				0.000	0.000	0.000	0.001	-	-	0.000	0.000	0.000	0.001	-	-					0.011	
1.200	0.000	0.000	0.000	0.301	-	-	0.000	0.000	0.000	0.305	-	-				0.000	0.000	0.000	0.001	-	-	0.000	0.000	0.000	0.002	-	-					0.012	
1.300	0.000	0.000	0.000	0.205	-	-	0.000	0.000	0.000	0.212	-	-				0.000	0.000	0.000	0.004	-	-	0.000	0.000	0.000	0.008	-	-					0.013	
1.400	0.000	0.000	0.000	0.120	-	-	0.000	0.000	0.000	0.131	-	-				0.000	0.000	0.000	0.019	-	-	0.000	0.000	0.000	0.028	-	-					0.014	
1.500	0.000	0.000	0.000	0.058	-	-	0.000	0.000	0.000	0.071	-	-				0.000	0.000	0.000	0.057	-	-	0.000	0.000	0.000	0.068	-	-					0.015	
1.600	0.000	0.000	0.000	0.023	-	-	0.000	0.000	0.000	0.034	-	-				0.000	0.000	0.000	0.122	-	-	0.000	0.000	0.000	0.131	-	-					0.016	
1.700	0.000	0.000	0.000	0.007	-	-	0.000	0.000	0.000	0.014	-	-				0.000	0.000	0.000	0.206	-	-	0.000	0.000	0.000	0.211	-	-					0.017	
1.800	0.000	0.000	0.000	0.002	-	-	0.000	0.000	0.000	0.005	-	-				0.000	0.000	0.000	0.301	-	-	0.000	0.000	0.000	0.303	-	-					0.018	
1.900	0.000	0.000	0.000	0.001	-	-	0.000	0.000	0.000	0.002	-	-				0.000	0.000	0.000	0.400	-	-	0.000	0.000	0.000	0.400	-	-					0.019	
2.000	0.000	0.000	0.000	0.001	-	-	0.000	0.000	0.000	0.001	-	-				0.000	0.000	0.000	0.500	-	-	0.000	0.000	0.000	0.500	-	-					0.020	
2.200	0.000	0.000	0.000	0.001	-	-	0.000	0.000	0.000	0.001	-	-				0.000	0.000	0.000	0.700	-	-	0.000	0.000	0.000	0.700	-	-					0.022	
2.400	0.000	0.000	0.000	0.001	-	-										0.000	0.000	0.000	0.900	-	-											0.024	
Totals:					0	0										0	0																
Number of Trades:					0										0																		

NATIONAL BANK (CR)

(Contract Size: 100 Securities, Exercise Style: American, Physical Delivery)

Call Options														Put Options																		
December 2023							January 2024							Other Months		December 2023							January 2024							Other Months		Exercise Price
Open price	Price max	Price min	Last price	Closing price	Volume	Open Interest	Open price	Price max	Price min	Last price	Closing price	Volume	Open Interest	Volume	Open Interest	Open price	Price max	Price min	Last price	Closing price	Volume	Open Interest	Open price	Price max	Price min	Last price	Closing price	Volume	Open Interest	Volume	Open Interest	
2.600	0.000	0.000	0.000	3.60	-	-										0.000	0.000	0.000	0.001	-	-											0.026
2.800	0.000	0.000	0.000	3.40	-	-										0.000	0.000	0.000	0.001	-	-											0.028
3.000	0.000	0.000	0.000	3.20	-	-										0.000	0.000	0.000	0.001	-	-											0.030
3.200	0.000	0.000	0.000	3.00	-	-										0.000	0.000	0.000	0.001	-	-											0.032
3.400	0.000	0.000	0.000	2.80	-	-										0.000	0.000	0.000	0.001	-	-											0.034
3.600	0.000	0.000	0.000	2.60	-	-	0.000	0.000	0.000		2.61	-	-			0.000	0.000	0.000	0.001	-	-	0.000	0.000	0.000	0.000	0.001	-	-				0.036
3.800	0.000	0.000	0.000	2.40	-	-	0.000	0.000	0.000		2.41	-	-			0.000	0.000	0.000	0.001	-	-	0.000	0.000	0.000	0.000	0.001	-	-				0.038
4.000	0.000	0.000	0.000	2.20	-	-	0.000	0.000	0.000		2.21	-	-			0.000	0.000	0.000	0.001	-	-	0.000	0.000	0.000	0.000	0.001	-	-				0.040
4.400	0.000	0.000	0.000	1.80	-	-	0.000	0.000	0.000		1.81	-	-			0.000	0.000	0.000	0.002	-	-	0.000	0.000	0.000	0.000	0.002	-	-				0.044
4.800	0.000	0.000	0.000	1.40	-	-	0.000	0.000	0.000		1.42	-	-			0.000	0.000	0.000	0.001	-	-	0.000	0.000	0.000	0.000	0.012	-	-				0.048
5.200	0.000	0.000	0.000	1.00	-	-	0.000	0.000	0.000		1.06	-	-			0.000	0.000	0.000	0.001	-	820	0.000	0.000	0.000	0.000	0.045	-	-				0.052
5.600	0.000	0.000	0.000	0.608	-	55	0.000	0.000	0.000		0.735	-	-			0.000	0.000	0.000	0.006	-	72	0.000	0.000	0.000	0.000	0.121	-	-				0.056
6.000	0.000	0.000	0.000	0.267	-	11	0.000	0.000	0.000		0.473	-	-			0.000	0.000	0.000	0.064	-	565	0.000	0.000	0.000	0.000	0.259	-	-				0.060
6.400	0.000	0.000	0.000	0.070	-	33	0.000	0.000	0.000		0.282	-	22			0.000	0.000	0.000	0.267	-	2	0.000	0.000	0.000	0.000	0.468	-	-				0.064
6.800	0.000	0.000	0.000	0.010	-	-	0.000	0.000	0.000		0.156	-	11			0.000	0.000	0.000	0.608	-	-	0.000	0.000	0.000	0.000	0.742	-	-				0.068
7.200	0.000	0.000	0.000	0.001	-	-	0.000	0.000	0.000		0.081	-	-			0.000	0.000	0.000	1.00	-	-	0.000	0.000	0.000	0.000	1.07	-	-				0.072
7.600	0.000	0.000	0.000	0.001	-	-	0.000	0.000	0.000		0.038	-	-			0.000	0.000	0.000	1.40	-	-	0.000	0.000	0.000	0.000	1.43	-	-				0.076
8.000	0.000	0.000	0.000	0.001	-	-	0.000	0.000	0.000		0.017	-	-			0.000	0.000	0.000	1.80	-	-	0.000	0.000	0.000	0.000	1.81	-	-				0.080
8.400	0.000	0.000	0.000	0.001	-	-	0.000	0.000	0.000		0.007	-	-			0.000	0.000	0.000	2.20	-	-	0.000	0.000	0.000	0.000	2.20	-	-				0.084
Totals:					0	99						0	33	0	0							0	1,459						0	3	0	0
Number of Trades:					0							0		0								0.00							0		0	

OPAP (CR)

(Contract Size: 100 Securities, Exercise Style: American, Physical Delivery)

Exercise Price	Call Options													Put Options																				
	December 2023						January 2024						Other Months		December 2023						January 2024						Other Months		Exercise Price					
	Open price	Price max	Price min	Last price	Closing price	Volume	Open Interest	Open price	Price max	Price min	Last price	Closing price	Volume	Open Interest	Volume	Open Interest	Open price	Price max	Price min	Last price	Closing price	Volume	Open Interest	Open price	Price max	Price min	Last price	Closing price		Volume	Open Interest	Volume	Open Interest	
9.200	0.000	0.000	0.000		5.37	-	-										0.000	0.000	0.000		0.001	-	-											
9.600	0.000	0.000	0.000		4.97	-	-	0.000	0.000	0.000		4.99	-	-			0.000	0.000	0.000		0.001	-	-	0.000	0.000	0.000		0.001	-	-				0.096
10.000	0.000	0.000	0.000		4.57	-	-	0.000	0.000	0.000		4.59	-	-			0.000	0.000	0.000		0.001	-	-	0.000	0.000	0.000		0.001	-	-				0.100
11.000	0.000	0.000	0.000		3.58	-	-	0.000	0.000	0.000		3.60	-	-			0.000	0.000	0.000		0.001	-	-	0.000	0.000	0.000		0.001	-	-				0.110
12.000	0.000	0.000	0.000		2.58	-	-	0.000	0.000	0.000		2.60	-	-			0.000	0.000	0.000		0.001	-	-	0.000	0.000	0.000		0.003	-	-				0.120
13.000	0.000	0.000	0.000		1.58	-	-	0.000	0.000	0.000		1.64	-	-			0.000	0.000	0.000		0.001	-	-	0.000	0.000	0.000		0.043	-	-				0.130
14.000	0.000	0.000	0.000		0.635	-	-	0.000	0.000	0.000		0.839	-	-			0.000	0.000	0.000		0.058	-	-	0.000	0.000	0.000		0.236	-	-				0.140
15.000	0.000	0.000	0.000		0.098	-	-	0.000	0.000	0.000		0.321	-	-			0.000	0.000	0.000		0.521	-	-	0.000	0.000	0.000		0.719	-	-				0.150
16.000	0.000	0.000	0.000		0.004	-	167	0.000	0.000	0.000		0.088	-	-			0.000	0.000	0.000		1.43	-	-	0.000	0.000	0.000		1.49	-	-				0.160
17.000	0.000	0.000	0.000		0.001	-	-	0.000	0.000	0.000		0.018	-	-			0.000	0.000	0.000		2.43	-	-	0.000	0.000	0.000		2.43	-	-				0.170
18.000	0.000	0.000	0.000		0.001	-	-	0.000	0.000	0.000		0.002	-	-			0.000	0.000	0.000		3.43	-	-	0.000	0.000	0.000		3.43	-	-				0.180
19.000	0.000	0.000	0.000		0.001	-	-	0.000	0.000	0.000		0.001	-	-			0.000	0.000	0.000		4.43	-	-	0.000	0.000	0.000		4.43	-	-				0.190
20.000	0.000	0.000	0.000		0.006	-	-	0.000	0.000	0.000		0.001	-	-			0.000	0.000	0.000		5.43	-	-	0.000	0.000	0.000		5.43	-	-				0.200
22.000	0.000	0.000	0.000		0.001	-	-	0.000	0.000	0.000		0.001	-	-			0.000	0.000	0.000		7.43	-	-	0.000	0.000	0.000		7.43	-	-				0.220
24.000	0.000	0.000	0.000		0.001	-	-										0.000	0.000	0.000		9.43	-	-											0.240
Totals:						0	167					0	0	0	0						0	0												
Number of Trades:							0					0	0	0	0						0.00							0						

OTE (CR)

(Contract Size: 100 Securities, Exercise Style: American, Physical Delivery)

Call Options														Put Options																		
December 2023							January 2024							Other Months		December 2023							January 2024							Other Months		Exercise Price
Open price	Price max	Price min	Last price	Closing price	Volume	Open Interest	Open price	Price max	Price min	Last price	Closing price	Volume	Open Interest	Volume	Open Interest	Open price	Price max	Price min	Last price	Closing price	Volume	Open Interest	Open price	Price max	Price min	Last price	Closing price	Volume	Open Interest	Volume	Open Interest	
9.200	0.000	0.000	0.000	3.87	-	-	0.000	0.000	0.000	3.89	-	-				0.000	0.000	0.000	0.001	-	-	0.000	0.000	0.000	0.001	-	-				0.092	
9.600	0.000	0.000	0.000	3.47	-	-	0.000	0.000	0.000	3.49	-	-				0.000	0.000	0.000	0.001	-	-	0.000	0.000	0.000	0.001	-	-				0.096	
10.000	0.000	0.000	0.000	3.07	-	-	0.000	0.000	0.000	3.09	-	-				0.000	0.000	0.000	0.001	-	-	0.000	0.000	0.000	0.001	-	-				0.100	
11.000	0.000	0.000	0.000	2.08	-	-	0.000	0.000	0.000	2.10	-	-				0.000	0.000	0.000	0.001	-	-	0.000	0.000	0.000	0.006	-	-				0.110	
12.000	0.000	0.000	0.000	1.08	-	-	0.000	0.000	0.000	1.18	-	-				0.000	0.000	0.000	0.002	-	-	0.000	0.000	0.000	0.080	-	-				0.120	
13.000	0.000	0.000	0.000	0.242	-	16	0.000	0.000	0.000	0.487	-	-				0.000	0.000	0.000	0.166	-	1	0.000	0.000	0.000	0.387	-	-				0.130	
14.000	0.000	0.000	0.000	0.008	-	-	0.000	0.000	0.000	0.136	-	-				0.000	0.000	0.000	0.934	-	-	0.000	0.000	0.000	1.04	-	-				0.140	
15.000	0.000	0.000	0.000	0.001	-	5	0.000	0.000	0.000	0.025	-	-				0.000	0.000	0.000	1.93	-	-	0.000	0.000	0.000	1.94	-	-				0.150	
16.000	0.000	0.000	0.000	0.006	-	-	0.000	0.000	0.000	0.003	-	-				0.000	0.000	0.000	2.93	-	-	0.000	0.000	0.000	2.93	-	-				0.160	
17.000	0.000	0.000	0.000	0.002	-	-	0.000	0.000	0.000	0.001	-	-				0.000	0.000	0.000	3.93	-	-	0.000	0.000	0.000	3.93	-	-				0.170	
18.000	0.000	0.000	0.000	0.001	-	-	0.000	0.000	0.000	0.001	-	-				0.000	0.000	0.000	4.93	-	-	0.000	0.000	0.000	4.93	-	-				0.180	
19.000	0.000	0.000	0.000	0.001	-	-	0.000	0.000	0.000	0.001	-	-				0.000	0.000	0.000	5.93	-	-	0.000	0.000	0.000	5.93	-	-				0.190	
20.000	0.000	0.000	0.000	0.001	-	-					-	-				0.000	0.000	0.000	6.93	-	-					-	-				0.200	
22.000	0.000	0.000	0.000	0.001	-	-					-	-				0.000	0.000	0.000	8.93	-	-					-	-				0.220	
Totals:					0	21					0	0	0							0	1							0	0	0	0	0
Number of Trades:					0						0	0	0							0.00							0	0	0	0	0	

PIRAEUS FINANCIAL HOLD (CR)

(Contract Size: 100 Securities, Exercise Style: American, Physical Delivery)

Call Options														Put Options																			
December 2023							January 2024							Other Months		December 2023							January 2024							Other Months		Exercise Price	
Open price	Price max	Price min	Last price	Closing price	Volume	Open Interest	Open price	Price max	Price min	Last price	Closing price	Volume	Open Interest	Volume	Open Interest	Open price	Price max	Price min	Last price	Closing price	Volume	Open Interest	Open price	Price max	Price min	Last price	Closing price	Volume	Open Interest	Volume	Open Interest		
0.950	0.000	0.000	0.000	2.20	-	-										0.000	0.000	0.000	0.001	-	-											0.010	
1.000	0.000	0.000	0.000	2.15	-	-										0.000	0.000	0.000	0.001	-	-											0.010	
1.100	0.000	0.000	0.000	2.05	-	-										0.000	0.000	0.000	0.001	-	-											0.011	
1.200	0.000	0.000	0.000	1.95	-	-										0.000	0.000	0.000	0.001	-	-											0.012	
1.300	0.000	0.000	0.000	1.85	-	-										0.000	0.000	0.000	0.001	-	-											0.013	
1.400	0.000	0.000	0.000	1.75	-	-										0.000	0.000	0.000	0.001	-	-											0.014	
1.500	0.000	0.000	0.000	1.65	-	-										0.000	0.000	0.000	0.001	-	-											0.015	
1.600	0.000	0.000	0.000	1.55	-	-										0.000	0.000	0.000	0.001	-	-											0.016	
1.700	0.000	0.000	0.000	1.45	-	-										0.000	0.000	0.000	0.001	-	-											0.017	
1.800	0.000	0.000	0.000	1.35	-	-										0.000	0.000	0.000	0.001	-	-											0.018	
1.900	0.000	0.000	0.000	1.25	-	-	0.000	0.000	0.000		1.25	-	-			0.000	0.000	0.000	0.001	-	-	0.000	0.000	0.000		0.001	-	-				0.019	
2.000	0.000	0.000	0.000	1.15	-	-	0.000	0.000	0.000		1.15	-	-			0.000	0.000	0.000	0.001	-	-	0.000	0.000	0.000		0.001	-	-				0.020	
2.200	0.000	0.000	0.000	0.951	-	-	0.000	0.000	0.000		0.956	-	-			0.000	0.000	0.000	0.002	-	-	0.000	0.000	0.000		0.001	-	-				0.022	
2.400	0.000	0.000	0.000	0.751	-	-	0.000	0.000	0.000		0.759	-	-			0.000	0.000	0.000	0.001	-	-	0.000	0.000	0.000		0.003	-	-				0.024	
2.600	0.000	0.000	0.000	0.551	-	-	0.000	0.000	0.000		0.570	-	-			0.000	0.000	0.000	0.001	-	-	0.000	0.000	0.000		0.014	-	-				0.026	
2.800	0.000	0.000	0.000	0.354	-	-	0.000	0.000	0.000		0.399	-	-			0.000	0.000	0.000	0.003	-	-	0.000	0.000	0.000		0.042	-	-				0.028	
3.000	0.000	0.000	0.000	0.178	-	-	0.000	0.000	0.000		0.259	-	-			0.000	0.000	0.000	0.026	-	-	0.000	0.000	0.000		0.102	-	-				0.030	
3.200	0.000	0.000	0.000	0.060	-	-	0.000	0.000	0.000		0.154	-	-			0.000	0.000	0.000	0.109	-	-	0.000	0.000	0.000		0.197	-	-				0.032	
3.400	0.000	0.000	0.000	0.013	-	-	0.000	0.000	0.000		0.083	-	-			0.000	0.000	0.000	0.261	-	-	0.000	0.000	0.000		0.326	-	-				0.034	
3.600	0.000	0.000	0.000	0.002	-	-	0.000	0.000	0.000		0.042	-	-			0.000	0.000	0.000	0.451	-	-	0.000	0.000	0.000		0.486	-	-				0.036	
3.800	0.000	0.000	0.000	0.001	-	-	0.000	0.000	0.000		0.019	-	-			0.000	0.000	0.000	0.650	-	-	0.000	0.000	0.000		0.663	-	-				0.038	
4.000	0.000	0.000	0.000	0.002	-	-	0.000	0.000	0.000		0.008	-	-			0.000	0.000	0.000	0.850	-	-	0.000	0.000	0.000		0.854	-	-				0.040	
4.400	0.000	0.000	0.000	0.001	-	-	0.000	0.000	0.000		0.001	-	-			0.000	0.000	0.000	1.25	-	-	0.000	0.000	0.000		1.25	-	-				0.044	
4.800	0.000	0.000	0.000	0.001	-	-										0.000	0.000	0.000	1.65	-	-											0.048	
5.200	0.000	0.000	0.000	0.001	-	-										0.000	0.000	0.000	2.05	-	-											0.052	
Totals:					0	0						0	0	0	0							0	0							0	0	0	0
Number of Trades:					0							0		0								0.00								0		0	

PPC (CR)

(Contract Size: 100 Securities, Exercise Style: American, Physical Delivery)

Call Options																Put Options																
December 2023								January 2024								Other Months		December 2023						January 2024					Other Months		Exercise Price	
Open price	Price max	Price min	Last price	Closing price	Volume	Open Interest	Open price	Price max	Price min	Last price	Closing price	Volume	Open Interest	Volume	Open Interest	Open price	Price max	Price min	Last price	Closing price	Volume	Open Interest	Open price	Price max	Price min	Last price	Closing price	Volume	Open Interest	Volume		Open Interest
4.400	0.000	0.000	0.000	6.33	-	-										0.000	0.000	0.000	0.001	-	-											0.044
4.800	0.000	0.000	0.000	5.93	-	-										0.000	0.000	0.000	0.001	-	-											0.048
5.200	0.000	0.000	0.000	5.53	-	-										0.000	0.000	0.000	0.001	-	-											0.052
5.600	0.000	0.000	0.000	5.13	-	-										0.000	0.000	0.000	0.001	-	-											0.056
6.000	0.000	0.000	0.000	4.73	-	-										0.000	0.000	0.000	0.001	-	-											0.060
6.400	0.000	0.000	0.000	4.33	-	-										0.000	0.000	0.000	0.001	-	-											0.064
6.800	0.000	0.000	0.000	3.93	-	-										0.000	0.000	0.000	0.001	-	-											0.068
7.200	0.000	0.000	0.000	3.53	-	-	0.000	0.000	0.000		3.55	-	-			0.000	0.000	0.000	0.001	-	-	0.000	0.000	0.000		0.001	-	-			0.072	
7.600	0.000	0.000	0.000	3.13	-	-	0.000	0.000	0.000		3.15	-	-			0.000	0.000	0.000	0.001	-	-	0.000	0.000	0.000		0.001	-	-			0.076	
8.000	0.000	0.000	0.000	2.73	-	-	0.000	0.000	0.000		2.75	-	-			0.000	0.000	0.000	0.001	-	-	0.000	0.000	0.000		0.003	-	-			0.080	
8.400	0.000	0.000	0.000	2.33	-	-	0.000	0.000	0.000		2.36	-	-			0.000	0.000	0.000	0.001	-	-	0.000	0.000	0.000		0.010	-	-			0.084	
8.800	0.000	0.000	0.000	1.93	-	-	0.000	0.000	0.000		1.98	-	-			0.000	0.000	0.000	0.001	-	-	0.000	0.000	0.000		0.027	-	-			0.088	
9.200	0.000	0.000	0.000	1.53	-	-	0.000	0.000	0.000		1.61	-	-			0.000	0.000	0.000	0.001	-	-	0.000	0.000	0.000		0.062	-	-			0.092	
9.600	0.000	0.000	0.000	1.14	-	4	0.000	0.000	0.000		1.28	-	-			0.000	0.000	0.000	0.004	-	-	0.000	0.000	0.000		0.123	-	-			0.096	
10.000	0.000	0.000	0.000	0.759	-	3	0.000	0.000	0.000		0.974	-	-			0.000	0.000	0.000	0.024	-	-	0.000	0.000	0.000		0.221	-	-			0.100	
11.000	0.195	0.195	0.195	0.195	0.195	3	6	0.000	0.000	0.000		0.428	-	-			0.000	0.000	0.000	0.390	-	-	0.000	0.000	0.000		0.673	-	-			0.110
12.000	0.000	0.000	0.000	0.004	-	-	0.000	0.000	0.000		0.147	-	-			0.000	0.000	0.000	1.27	-	-	0.000	0.000	0.000		1.39	-	-			0.120	
13.000	0.000	0.000	0.000	0.001	-	-	0.000	0.000	0.000		0.041	-	-			0.000	0.000	0.000	2.27	-	-	0.000	0.000	0.000		2.29	-	-			0.130	
14.000	0.000	0.000	0.000	0.001	-	-	0.000	0.000	0.000		0.009	-	-			0.000	0.000	0.000	3.27	-	-	0.000	0.000	0.000		3.27	-	-			0.140	
15.000	0.000	0.000	0.000	0.001	-	-	0.000	0.000	0.000		0.002	-	-			0.000	0.000	0.000	4.27	-	-	0.000	0.000	0.000		4.27	-	-			0.150	
16.000	0.000	0.000	0.000	0.001	-	-	0.000	0.000	0.000		0.001	-	-			0.000	0.000	0.000	5.27	-	-	0.000	0.000	0.000		5.27	-	-			0.160	
Totals:					3	13						0	0	0	0	0	3	0							0	0	0	0	0	0		
Number of Trades:					1							0	0	0	0	0.00										0	0	0				

Lending Products	Underlying Title	Multilateral Transactions[1]				Bilateral Transactions[2]		Stock Borrowing through OTC (volume)[3]	
		Open Interest[5]	Volume(Offered)	Average Weighted	Transactions volume	Average Weighted	Transactions Volume	Average Weighted	Transactions Volume
ADMIEBOR	ADMIE (IPTO) HOLDING S.A. (CR)	1,000	---	---	13,000	5.45%	---	---	188,669
AEGNBOR	AEGEAN AIRLINES (CR)	---	---	---	---	---	---	---	165,192
AETFBOR	ALPHA ETF FTSE Athex Large Cap	---	---	---	---	---	500	1.00%	---
ALPHABOR	ALPHA SERVICES HOLD (CR)	36,070	---	---	---	---	---	---	57,279,561
OTOELBOR	AUTOHELLAS SA (CR)	1,500	---	---	---	---	---	---	99,907
AVAXBOR	AVAX S.A. (CR)	---	---	---	---	---	---	---	---
EEEBOR	CC HBC AG (CR)	7,947	---	---	---	---	---	---	42,277
CENERBOR	CENERGY HOLDINGS (CB)	922	---	---	---	---	---	---	76,149
ELLAKTORBOR	ELLAKTOR (CR)	12,681	---	---	---	---	---	---	24,837
ELHABOR	ELVALHALCOR (CR)	2,298	---	---	---	---	---	---	64,887
EUROBBOR	EUROBANK HOLDINGS (CR)	208,000	---	---	---	---	---	---	34,412,684
EYDAPBOR	EYDAP S.A. (CR)	845	---	---	---	---	---	---	226,962
FFGRPBOR	FOLLI FOLLIE (CR)	---	---	---	---	---	---	---	886,279
FOYRKBOR	FOURLIS (CR)	230	---	---	---	---	---	---	11,875
GEKTERNABOR	GEK TERNA (CR)	---	---	---	---	---	---	---	3,698
SARBOR	GR. SARANTIS S.A. (CR)	1,949	---	---	---	---	---	---	18,351
EXAEBOR	HELLENIC EXCHANGES-A.S.E. (CR)	4,200	---	---	---	---	---	---	167,047
ELPEBOR	HELLENIQ ENERGY (CR)	93,498	---	---	---	---	---	---	1,213,056
INTRKBOR	INTRACOM HOLDINGS (CR)	---	---	---	---	---	---	---	---
INKATBOR	INTRAKAT (CR)	---	---	---	---	---	---	---	---
BELABOR	JUMBO SA (CR)	2,575	---	---	---	---	---	---	198,125
LAMDABOR	LAMDA DEVELOPMENT SA (CR)	400	---	---	---	---	---	---	394,813
MIGBOR	MIG (CR)	1,992	---	---	---	---	---	---	40,179
MOHBOR	MOTOR OIL (CR)	24,301	---	---	---	---	---	---	425,334
MYTILBOR	MYTILINEOS (CR)	4,461	---	---	---	---	---	---	166,732
ETEBOR	NATIONAL BANK (CR)	8,063	---	---	4,000	5.23%	---	---	17,127,588
OPAPBOR	OPAP (CR)	4,500	---	---	---	---	---	---	1,670,724
OPTIMABOR	OPTIMA BANK (CR)	---	---	---	---	---	---	---	14,000
HTOBOR	OTE (CR)	14,156	---	---	---	---	---	---	1,495,482
PPABOR	P.P.A. S.A. (CR)	2,600	---	---	---	---	---	---	70,287
TPEIRBOR	PIRAEUS FINANCIAL HOLD (CR)	5,000	---	---	---	---	---	---	1,028,875

Stock Lending Notes

[1] - Multilateral contracts Lending or Borrowing as per Methods 8-1, 8-2 and 8-3-3 (According to ATHEX BoD Resolution No.17)

[2] - Bilateral Contracts Lending or Borrowing as per Methods 8-3-1 and 8-3-2 (According to ATHEX BoD Resolution No.20)

[3] - The information concerning OTC Stock Borrowing Transactions is based on the statements of the Dematerialised Securities System (DSS) operators involved and refers to volumes that have been registered up until the previous working day.

[4] - Average Price (Volume weighted)

[5] - The Data concerning Open Interest before the start of trading session

Lending Products	Underlying Title	Open Interest[5]	Multilateral Transactions[1]				Bilateral Transactions[2]		Stock Borrowing through OTC (volume)[3]	
			Volume(Offered)	Average Weighted	Transactions volume	Average Weighted	Transactions Volume	Average Weighted	Transactions Volume	
PPCBOR	PPC (CR)	2,000	---	---	---	---	---	---	1,278,881	
QUALBOR	QUALITY & RELIABILITY SA (CR)	---	---	---	---	---	---	---	---	
QUESTBOR	QUEST HOLDINGS (CR)	391	---	---	---	---	---	---	46,566	
TENERGYBOR	TERNA ENERGY (CR)	---	---	---	---	---	---	---	273,561	
TITCBOR	TITAN CEMENT (CB)	5,468	---	---	---	---	---	---	229,973	
VIOBOR	VIOHALCO SA/NV (CB)	744	---	---	---	---	---	---	---	

Stock Lending Notes

[1] - Multilateral contracts Lending or Borrowing as per Methods 8-1, 8-2 and 8-3-3 (According to ATHEX BoD Resolution No.17)

[2] - Bilateral Contracts Lending or Borrowing as per Methods 8-3-1 and 8-3-2 (According to ATHEX BoD Resolution No.20)

[3] - The information concerning OTC Stock Borrowing Transactions is based on the statements of the Dematerialised Securities System (DSS) operators involved and refers to volumes that have been registered up until the previous working day.

[4] - Average Price (Volume weighted)

[5] - The Data concerning Open Interest before the start of trading session

Sectors codification for listed companies

12003-	ETF	10101010	Computer Services
10101015	Software	10102030	Computer Hardware
15101010	Telecommunications Equipment	15102015	Telecommunications Services
20101010	Health Care Facilities	20101025	Health Care Services
20102010	Medical Equipment	20103015	Pharmaceuticals
30101010	Banks	30202000	Diversified Financial Services
30202010	Asset Managers & Custodians	30202015	Investment Services
30204000	Closed End Investments	30302010	Full Line Insurance
30302015	Insurance Brokers	30302025	Property and Casualty Insurance
35101010	Real Estate Holding and Development	35101015	Real Estate Services
35102000	Diversified REITs	35102030	Office REITs
35102045	Retail REITs.	40201040	Rental & Leasing Services: Consumer
40202010	Home Construction	40202015	Household Furnishings
40202020	Household Appliance	40203040	Electronic Entertainment
40204020	Clothing & Accessories	40301010	Entertainment
40301030	Publishing	40301035	Radio & TV Broadcasters
40401010	Diversified Retailers	40401020	Apparel Retailers
40401025	Home Improvement Retailers	40401030	Specialty Retailers
40501010	Airlines	40501015	Travel & Tourism
40501020	Casinos & Gambling	40501025	Hotels & Motels
45101015	Distillers & Vintners	45101020	Soft Drinks
45102010	Farming Fishing Ranching & Plantations	45102020	Food Products
45103010	Tobacco	45201010	Food Retailers & Wholesalers
45201020	Personal Products	50101010	Construction
50101020	Building Roof/Wallboard and Plumbing	50101030	Cement
50101035	Building Materials: Other	50202010	Electrical Components
50203000	Diversified Industrials	50203015	Plastics
50203030	Containers & Packaging	50204000	Machinery: Industrial
50204020	Machinery: Construction & Handling	50205010	Industrial Suppliers
50205020	Back Office Support HR & Consulting	50205030	Forms & Bulk Printing Services
50206015	Commercial Vehicles & Parts	50206030	Marine Transportation
50206060	Transportation Services	55101000	Diversified Materials
55101020	Textile Products	55102000	General Mining
55102010	Iron & Steel	55102015	Metal Fabricating
55102035	Aluminum	60101020	Oil Refining and Marketing
65101010	Alternative Electricity	65101015	Conventional Electricity
65102030	Water		



ATHEX
Athens Stock Exchange

Λεωφ. Αθηνών 110 104 42 Αθήνα
110, Athinon Ave. GR 104 42 Athens
tel. (+30)210-33.66.800, fax (+30)210-33.66.101
www.athexgroup.gr