

23

Ημερήσιο Δελτίο
Συναλλακτικής Δραστηριότητας

Daily Official List
of Trading Activity

Wednesday, 6 December, 2023

Year: 144 Trading Day No: 234



ATHEXGROUP
Athens Exchange Group

Disclaimer:

Hellenic Exchanges-Athens Stock Exchange S.A. endeavours to ensure that the data and other material ("Information") presented on the Daily Official List are accurate and complete, but it is not liable for any errors or omissions of data or /and for the accuracy, credibility, updating and completeness of the aforesaid information nor it has any liability arising directly or indirectly from the use of the above Information.

The Company is not liable for the accuracy of the data included in listed companies' announcements. Only the sender of such an announcement is fully and solely liable for any infringement of third party's rights from the content of such announcement. All contents of the Daily Official List are provided only for information purposes and do not constitute investment advice or solicitation to invest in securities or other products listed for trading on the Exchange.

You acknowledge and agree that the Company is the owner of any property rights related to any Information appearing on the Daily Official List including intellectual property rights copyright, trademarks, etc.

The above data are a property of the Hellenic Exchanges-Athens Exchange and are copyright protected. Users are forbidden to reproduce, modify, copy, sale, transmit or redistribute, by all reproduction means and methods, part or the whole of the above data, without reference to their source.

The commercial exploitation of these data is, also, forbidden by third parties. Hellenic Exchanges-Athens Exchange does not carry any responsibility, direct or indirect, derived from usage or accidental alteration of the above data when used by third parties.

Hellenic Exchanges – Athens Stock Exchange S.A.

110 Athinon Ave., 10442 Athens, Tel: (210) 33.66.800, Fax: (210) 32.13.938

www.athexgroup.gr

Thessalonica Stock Exchange Center (T.S.E.C)

16-18 Katouni Str., Thessalonica 546 25 Tel: (2310) 567.667, Fax: (2310) 530.545

Athex Members Guarantee Fund

14-16 Fidiou Str., Athens 106 78, Tel: (210) 33.04.682, Fax: (210) 33.04.155

Hellenic Republic Capital Market Commission

1 Kolokotroni Str. & 1 Stadiou Str., Athens 10562 Tel: (210) 33.77.100 Fax: (210) 33.77.173

Table of Contents

Section 1: Statistical Figures of Securities, Derivatives and Lending

Summary of Markets

Athex Indices

Analytic Figures for Athex Market's Boards and Categories

Trading Details by Athex Sectors and Financial Instruments (ETFs)

Top 10 best & worst performing Shares

Derivatives Summary

Section 2: Analytic Figures of Shares Transactions

Analytic Figures of Shares Transactions

Shares' Notes

Section 3: Figures of Securities Transactions

Securities Blocks Details

Shares Rights Details

Stock Borrowing

Forced Sales Details

Forced Sales Registered Shares

Exchange Traded Funds (ETFs) Characteristics

Section 5: Bonds traded in Fixed Income Assets Market

Convertible Corporate Bonds - Regulated Market

Non Convertible Corporate Bonds - Regulated Market

Government Bonds

Treasury Bills & Zero Coupon Government Bonds

Government Bonds Traded with the Open Outcry Method

State Banks Bonds

Section 6: Additional Infos

Athex & ATHEXClear Members List

List of Stocks under Market Making operations

Section 7: Derivatives Market Analytic Figures

Index Futures

Stock Futures

Index Options

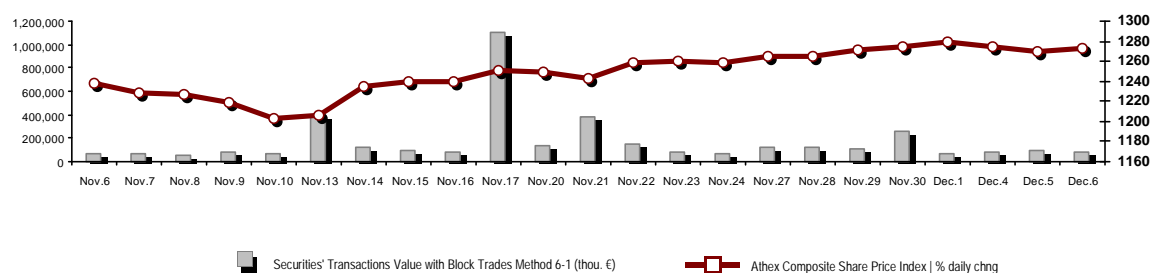
Stock Options

Stock Lending Analytic Figures

Appendix A: Sectors codification for listed companies

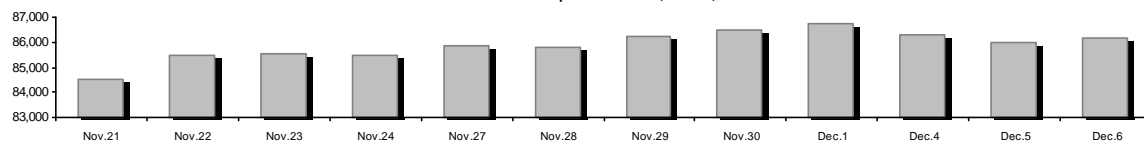
Summary of Markets

Athex Composite Share Price Index vs Shares and Derivatives Transactions Value

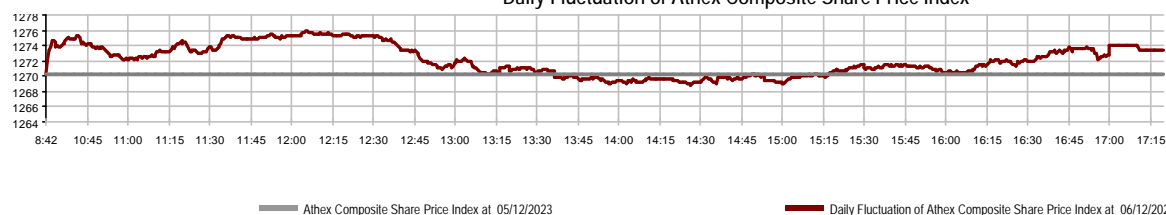


Athex Capitalisation (mill. €) **: 86,196.18	Derivatives Total Open Interest 478,317
Daily change: mill. € % 192.87 0.22%	in Index Futures % daily chng 5,104 -0.78%
Yearly Avg Capitalisation: mill. € % chng prev year Avg 79,952.97 26.79%	in Stock Futures % daily chng 468,845 -1.17%
Athex Composite Share Price Index % daily chng 1,273.48 0.25%	in Index Options % daily chng 2,572 1.34%
Athex Composite Share Price Index Capitalisation (mill. €) 77,949.20	in Stock Options % daily chng 1,796 0.00%
Daily change (mill. €) 118.82	
Securities' Transactions Value with Block Trades Method 6-1 (t) 77,486.44	Derivatives Contracts Volume: 17,756
Daily change: % -21,210.43 -21.49%	Daily change: pieces % -19,891 -52.84%
YtD Avg Trans. Value: thou. € % chng prev year Avg 110,008.06 52.26%	YtD Avg Derivatives Contracts % chng prev year Avg 42,875 24.81%
Blocks Transactions Value of Method 6-1 (thou. €) 7,531.51	Derivatives Trades Number: 2,093
Blocks Transactions Value of Method 6-2 & 6-3 (thou. €) 0.00	Daily change: number % -978 -31.85%
Bonds Transactions Value (thou.€) 713.53	YtD Avg Trades number % chng prev year Avg 2,324 13.11%
Securities' Transactions Volume with Block Trades Method 6-1 (tho 21,182.40	Lending Total Open Interest 430,225
Daily change: thou. pieces % -10,501.78 -33.15%	Daily change: pieces % 122,000 39.58%
YtD Avg Volume: % chng prev year Avg 34,288.69 20.95%	Lending Volume (Multilateral/Bilateral) 18,000
Blocks Transactions Volume of Method 6-1 (thou. Pieces) 1,895.96	Daily change: pieces % -104,000
Blocks Transactions Volume of Method 6-2 & 6-3 (thou. Pieces) 0.00	Multilateral Lending 18,000
Bonds Transactions Volume 744,000	Bilateral Lending 0
Securities' Trades Number with Block Trades Method 6-1 30,798	Lending Trades Number: 3
Daily change: number % -4,817 -13.53%	Daily change: % -5
YtD Avg Trades number % chng prev year Avg 36,411 23.78%	Multilateral Lending Trades Number 3
Number of Blocks Method 6-1 20	Bilateral Lending Trades Number 0
Number of Blocks Method 6-2 & 6-3 0	
Number of Bonds Transactions 154	

Athex Capitalisation (mill. €) **



Daily Fluctuation of Athex Composite Share Price Index



Athex Indices

Index name	06/12/2023	05/12/2023	pts.	%	Min	Max	Year min	Year max	Year change
Athex Composite Share Price Index	1,273.48 #	1,270.35	3.13	0.25%	1,268.88	1,275.82	929.79	1,351.68	36.96% #
Athex ESG Index	1,450.33 #	1,449.73	0.60	0.04%	1,445.74	1,454.58	1,057.52	1,541.00	37.13% #
FTSE/Athex Large Cap	3,076.98 €	3,079.83	-2.85	-0.09%	3,068.47	3,089.94	2,250.77	3,280.71	36.66% #
FTSE/Athex Mid Cap Index	2,193.04 #	2,164.48	28.56	1.32%	2,164.48	2,194.14	1,411.43	2,224.46	55.38% #
FTSE/ATHEX High Dividend Yield Index	3,764.06 #	3,748.55	15.51	0.41%	3,740.81	3,764.06	3,028.28	4,088.01	24.30% #
FTSE/ATHEX Global Traders Index Plus	3,802.54 #	3,797.86	4.68	0.12%	3,782.68	3,811.68	2,616.09	4,115.43	45.35% #
FTSE/ATHEX Mid & Small Cap Factor-Weighted Ind	5,462.12 #	5,417.15	44.97	0.83%	5,384.57	5,465.10	4,353.12	5,946.34	24.26% #
ATHEX Select Index Plus	4,490.14 #	4,474.82	15.32	0.34%	4,465.19	4,499.98	3,071.06	4,762.60	46.21% #
ATHEX Select Index	6,888.00 #	6,756.00	132.00	1.95%	6,756.00	6,897.15	4,343.88	7,125.71	58.57% #
FTSE/Athex Market Index	735.15 #	734.92	0.23	0.03%	733.11	737.76	539.21	780.89	36.30% #
Athex Composite Index Total Return Index	2,317.73 #	2,312.04	5.69	0.25%	2,309.36	2,322.00	1,641.17	2,440.14	41.22% #
FTSE/Athex Large Cap Total Return	5,087.96 €	5,092.67	-4.71	-0.09%			3,623.42	5,338.50	41.29% #
FTSE/Athex Mid Cap Total Return	2,953.42 #	2,914.96	38.46	1.32%			1,881.61	2,956.50	58.99% #
Hellenic Mid & Small Cap Index	1,890.19 #	1,881.59	8.60	0.46%	1,878.94	1,890.19	1,365.14	2,011.62	38.46% #
FTSE/Athex Banks	1,051.07 #	1,050.44	0.63	0.06%	1,044.01	1,054.23	640.09	1,117.78	64.09% #
FTSE/Athex Financial Services	1,351.48 ~	1,351.48	0.00	0.00%	1,336.66	1,371.25	672.72	1,514.55	97.18% #
FTSE/Athex Industrial Goods & Services	8,206.99 €	8,227.34	-20.35	-0.25%	8,146.89	8,227.34	4,603.86	8,651.06	76.93% #
FTSE/Athex Retail	1,171.61 #	1,168.30	3.31	0.28%	1,165.99	1,180.26	901.21	1,375.58	30.00% #
FTSE/ATHEX Real Estate	4,478.40 €	4,520.23	-41.83	-0.93%	4,460.81	4,559.09	3,750.22	4,816.41	9.95% #
FTSE/Athex Consumer Goods & Services	13,569.74 €	13,727.67	-157.93	-1.15%	13,446.51	13,818.68	8,974.47	16,184.74	48.18% #
FTSE/Athex Food & Beverage	9,794.42 #	9,702.45	91.97	0.95%	9,702.45	9,902.42	8,101.49	11,188.59	15.69% #
FTSE/Athex Basic Resources	8,288.28 €	8,295.31	-7.03	-0.08%	8,238.28	8,340.32	6,463.31	10,590.89	27.72% #
FTSE/Athex Construction & Materials	4,743.66 #	4,674.80	68.86	1.47%	4,655.15	4,743.66	3,204.90	4,808.27	48.01% #
FTSE/Athex Energy	5,502.57 #	5,471.63	30.94	0.57%	5,447.41	5,547.90	4,689.99	5,856.79	9.40% #
FTSE/Athex Travel & Leisure	2,680.09 €	2,739.62	-59.53	-2.17%	2,680.09	2,742.07	2,196.17	3,051.18	20.87% #
FTSE/Athex Technology	3,156.71 #	3,105.13	51.58	1.66%	3,101.14	3,156.71	2,047.81	3,156.71	53.67% #
FTSE/Athex Telecommunications	3,653.53 #	3,644.08	9.45	0.26%	3,622.34	3,655.57	3,511.53	4,415.99	-10.27% €
FTSE/Athex Utilities	5,726.52 #	5,697.15	29.37	0.52%	5,697.15	5,739.88	4,598.77	6,190.27	24.52% #
FTSE/Athex Health Care	460.26 €	463.55	-3.29	-0.71%	455.94	472.78	380.60	504.88	9.88% #
FTSE/Athex Personal Products	7,802.76 €	7,889.06	-86.30	-1.09%	7,688.37	7,917.15	6,441.87	8,477.75	18.11% #
Athex All Share Index	297.81 #	297.14	0.67	0.23%	297.81	297.81	231.11	314.56	29.35% #
MSCI GREECE REBASED	4,909.49 €	4,925.68	-16.19	-0.33%	4,895.52	4,936.54	4,125.04	5,209.29	--- ~
Hellenic Corporate Bond Index	127.87 #	127.66	0.21	0.17%			118.78	127.87	7.46% #
Hellenic Corporate Bond Price Index	89.61 #	89.47	0.14	0.16%			85.96	89.61	3.92% #

Note 1: FTSE/Med 100, Hellenic Corporate Bond Price Index and Hellenic Corporate Bond Index closing prices refer to the previous trading day of 04/12/2023.

Note 2: The Hellenic Mid & Small Cap Index is a Customized index calculated by the Athens Exchange.

Analytic Figures for Athex Market's Boards and Categories

	Total Traded Securities	Main Market	Surveillance	Exchange Traded Funds (ETFs)
Totals	121	113	7	1
Gain / Lose / Same:	71 / 28 / 22	69 / 26 / 18	1 / 2 / 4	1 / 0 / 0
Athex Capitalisation (mill. €) **	86,196.18	86,111.61	84.58	
Daily Average Trans/ons Value(thou.€)	110,008.06	109,710.01	258.02	80.45
Transactions Value	77,486.44	77,196.97	36.73	252.74
Main Board:	69,954.92	69,665.45	36.73	252.74
Blocks Board 6_2_3:	7,531.51	7,531.51	0.00	0.00
Forced Sales Board:	0.00	0.00	0.00	0.00
Special Terms Board:	0.00	0.00	0.00	0.00
Daily Average Transactions Volume	34,288,693	33,211,158	1,081,044	2,757
Transactions Volume	21,182,404	20,642,620	531,657	8,127
Main Board:	19,286,445	18,746,661	531,657	8,127
Blocks Board 6_2_3:	1,895,959	1,895,959	0	0
Forced Sales Board:	0	0	0	0
Special Terms Board:	0	0	0	0
Daily Average Number of Trades	36,411	36,199	207	5
Number of Trades	30,798	30,708	68	22
Main Board:	30,778	30,688	68	22
Blocks Board 6_2_3:	20	20	0	0
Forced Sales Board:	0	0	0	0
Special Terms Board:	0	0	0	0

Trading Details by Athex Sectors and Financial Instruments (ETFs)

Code	Sectors	Gain / Lose / Same	Number of Trades	Transactions Volume	Transactions Value	% of Total Trans. Value
3010	- Banks	3 / 3 / 1	7,094	8,957,610	25,915,575.54	33.45%
5510	- Basic Resources	8 / 4 / 4	1,087	349,654	992,982.92	1.28%
5010	- Construction & Materials	12 / 1 / 0	3,994	1,918,236	6,165,377.70	7.96%
4020	- Consumer Products & Services	3 / 2 / 2	271	89,048	188,551.67	0.24%
6010	- Energy	1 / 3 / 0	2,937	490,760	4,870,456.00	6.29%
12000	- Financial Instruments	1 / 0 / 0	22	8,127	252,742.81	0.33%
3020	- Financial Services	3 / 0 / 2	803	198,569	1,094,063.85	1.41%
4510	- Food Beverage & Tobacco	2 / 2 / 2	255	52,781	500,016.90	0.65%
2010	- Health Care	1 / 1 / 1	448	376,810	291,092.43	0.38%
5020	- Industrial Goods & Services	10 / 4 / 2	1,748	756,844	3,879,419.66	5.01%
3030	- Insurance	1 / 0 / 0	37	6,625	29,417.39	0.04%
4030	- Media	1 / 0 / 0	15	10,149	5,180.59	0.01%
4520	- Personal Care, Drug & Grocery Stores	0 / 2 / 0	532	375,717	2,907,768.72	3.75%
3510	- Real Estate	6 / 1 / 3	1,455	417,226	1,453,363.50	1.88%
4040	- Retail	3 / 1 / 3	1,544	367,057	7,434,961.14	9.60%
1010	- Technology	6 / 2 / 2	1,778	931,843	3,025,956.53	3.91%
1510	- Telecommunications	2 / 0 / 0	1,286	211,951	2,731,028.39	3.52%
4050	- Travel & Leisure	4 / 1 / 0	3,139	4,895,629	10,776,560.93	13.91%
6510	- Utilities	4 / 1 / 0	2,353	767,768	4,971,920.79	6.42%

Top 10 best & worst performing Shares

Main Market

With positive Price change	Closing price	change	With negative Price change	Closing price	change
AKRITAS SA (CR)	1.2	29.73% #	KTIMA KOSTAS LAZARIDIS SA (CR)	1.81	-4.74% €
INTERWOOD-XYLEMPORIA (CR)	0.376	8.36% #	OPAP (CR)	14.57	-2.67% €
EKTER SA (CR)	4.11	8.16% #	AUSTRIACARD (CB)	6.3	-1.56% €
INTRALOT (CR)	1.03	7.29% #	LAMDA DEVELOPMENT SA (CR)	6.83	-1.44% €
INTRACOM HOLDINGS (CR)	3.05	6.83% #	ATTICA BANK S.A. (CR)	10.58	-1.31% €
KLOUKINAS - LAPPAS SA (CR)	1.47	6.52% #	JUMBO SA (CR)	24.22	-1.30% €
NAKAS MUSIC	3.14	6.08% #	EUROBANK HOLDINGS (CR)	1.63	-1.21% €
SPACE HELLAS SA (CR)	6.84	5.56% #	GR. SARANTIS S.A. (CR)	7.85	-1.13% €
HELLENIQ ENERGY (CR)	7.77	4.30% #	TERNA ENERGY (CR)	15.62	-0.89% €
MIG (CR)	5.28	3.94% #	LAVIPHARM SA (CR)	0.714	-0.83% €
With the highest Transactions Value	Value (thou. €)	change	With the highest Transactions Volume	Volume	change
NATIONAL BANK (CR)	12,837.43	1.64% #	INTRALOT (CR)	4,432,235	7.29% #
JUMBO SA (CR)	7,210.74	-1.30% €	ALPHA SERVICES HOLD (CR)	2,916,650	-0.80% €
OPAP (CR)	4,584.86	-2.67% €	EUROBANK HOLDINGS (CR)	2,600,498	-1.21% €
INTRALOT (CR)	4,461.95	7.29% #	NATIONAL BANK (CR)	2,085,606	1.64% #
ALPHA SERVICES HOLD (CR)	4,376.64	-0.80% €	PIRAEUS FINANCIAL HOLD (CR)	1,316,356	0.38% #
EUROBANK HOLDINGS (CR)	4,240.94	-1.21% €	INTRAKAT (CR)	732,169	3.16% #
PIRAEUS FINANCIAL HOLD (CR)	4,152.61	0.38% #	INTRACOM HOLDINGS (CR)	684,964	6.83% #
MYTILINEOS (CR)	3,116.52	-0.33% €	HELLENIQ ENERGY (CR)	406,860	4.30% #
HELLENIQ ENERGY (CR)	3,113.68	4.30% #	ADMIE (IPTO) HOLDING S.A. (CR)	397,814	2.51% #
GR. SARANTIS S.A. (CR)	2,897.88	-1.13% €	GR. SARANTIS S.A. (CR)	371,290	-1.13% €

Note: Stocks that are not included in the "Under Supervision" category, and the transactions value is more than 10,000 €.

Derivatives Summary

	Number of Trades	Volume	Open Interest
Index Futures	59	162	5,104
FTSE/Athex Banks	0	0	1,535
FTSE/Athex Large Cap	58	161	3,466
MSCI GREECE REBASED	1	1	103
Stock Futures	2,029	17,568	468,845
ADMIE (IPTO) HOLDING S.A. (CR)	83	401	24,479
AEGEAN AIRLINES (CR)	95	327	6,474
ALPHA SERVICES HOLD (CR)	154	5,022	189,849
AUTOHELLAS SA (CR)	0	0	194
AVAX S.A. (CR)	45	69	1,252
CC HBC AG (CR)	3	7	423
CENERGY HOLDINGS (CB)	12	26	4,807
ELLAKTOR (CR)	10	32	1,016
ELVALHALCOR (CR)	18	71	1,446
EUROBANK HOLDINGS (CR)	43	836	29,396
EYDAP S.A. (CR)	7	38	2,648
FOURLIS (CR)	3	10	1,025
GEK TERNA (CR)	16	87	6,359
HELLENIC EXCHANGES-A.S.E. (CR)	121	662	9,419
HELLENIQ ENERGY (CR)	185	838	2,044
INTRACOM HOLDINGS (CR)	188	1,088	7,424
INTRAKAT (CR)	337	2,252	10,184
JUMBO SA (CR)	26	100	1,562
LAMDA DEVELOPMENT SA (CR)	39	167	5,543
MIG (CR)	17	46	132
MOTOR OIL (CR)	6	31	943
MYTILINEOS (CR)	43	126	3,374
NATIONAL BANK (CR)	175	2,132	29,784
OPAP (CR)	3	6	2,037
OPTIMA BANK (CR)	0	0	83
OTE (CR)	24	121	8,032
P.P.A. S.A. (CR)	3	11	170
PIRAEUS FINANCIAL HOLD (CR)	95	1,850	70,724
PPC (CR)	142	811	26,718
QUEST HOLDINGS (CR)	0	0	104
TERNA ENERGY (CR)	77	253	15,608
TITAN CEMENT (CB)	13	28	637
VIOHALCO SA/NV (CB)	46	120	4,955
Index Options	5	26	2,572
FTSE/Athex Large Cap	5	26	2,572
Stock Options	0	0	1,796
ALPHA SERVICES HOLD (CR)	0	0	0
NATIONAL BANK (CR)	0	0	1,594
OPAP (CR)	0	0	167
OTE (CR)	0	0	22
PIRAEUS FINANCIAL HOLD (CR)	0	0	0
PPC (CR)	0	0	13
Total Derivatives Traded	2,093	17,756	478,317

Number of Outstanding Securities	Nominal Value	Dividends [1]			Date of Last Coupon		Note	Shares	Closing price	% change	Previous closing price/date	Open price	Price min	Price max	Last price	Avg price	Last Bid [7]	Last Ask [7]	P/E after tax	Year	Volume	Trades	Transactions Value[8]	Company Mkt Value (thou. €)	Year low	Year high	Sector[4]
		2020	2021	2022	Dividend [2]	Right																					
60,295,607	0.240	--	--	--	09/07/2007	01/07/2021	--	ELGEKA SA (CR)	0.56	-- ↘	0.56	04/12/2023	--	--	--	--	--	--	--	--	--	--	--	33,765.54	0.38	0.6	45201010

Suspension Status - Medium Liquidity Class

Shares' Notes

Code	Note text
()	- Adjusted dividends.
*	- Last adjusted closing price.
[1]	- Net dividends.
[2]	- The "Date of Last Coupon" for New listings refers to the date company's stocks started to trade in Athex
[3]	- The Company Market Value is referred to the number of outstanding shares
[4]	- Sectors codification can be found in Appendix A
[5]	- The Market Value refers to the total number of shares listed (including their several classes) in the exchange by the company.
[6]	- P/E greater than 100
[7]	- Last view of the Order Book before the end of the trading session
[8]	- All Blocks Methods' Transactions Value are included.
4750	- Transfer to the Under Surveillance Category from 8/4/2011.
4955	- Transfer to the Surveillance Category as from 5/4/2013.
5093	- Transfer to the Surveillance Category as of 8/4/2015.
5141	- Transfer to the Surveillance Category as of 10/05/2017.
5160	- Transfer to the Surveillance Category as of 15/04/2016.
5165	- Transfer to the Surveillance Category as of 15/02/2018.
5179	- Suspension of trading as of 25/05/2018.
5193	- Transfer to the Surveillance Category as of 25/10/2018.
5197	- Transfer to the Surveillance Category as of 07/11/2018.
5216	- Suspension of trading as of 01/10/2019.
5232	- Transfer to the Under Surveillance Category from 08/04/2011.
5233	- Suspension of trading as of 13/05/2020.
5248	- Transfer to the Surveillance Category as of 06/09/20116.
5253	- Transfer to the Surveillance Category as of 14/5/2021.
5275	- Transfer to the Surveillance Category as of 09/07/2020.
5277	- Suspension of trading as of 02/05/2023.
5278	- Suspension of trading as of 03/05/2023.

Securities Blocks Details

Securities	Block Volume	Price	Block Trade Value	Time of approval	Note
NATIONAL BANK (CR)	242,474	6.10	1,479,091.40	10:48:51	20
INTRAKAT (CR)	40,000	3.65	145,800.00	11:01:42	20
INTRAKAT (CR)	35,000	3.65	127,575.00	11:02:47	20
INTRAKAT (CR)	100,000	3.65	364,500.00	11:39:42	20
INTRAKAT (CR)	30,000	3.65	109,350.00	11:40:08	20
OPAP (CR)	43,596	14.82	646,092.72	12:33:49	20
INTRALOT (CR)	75,000	0.961	72,075.00	12:42:21	20
INTRAKAT (CR)	40,000	3.69	147,600.00	12:47:25	20
INTRAKAT (CR)	35,000	3.69	129,150.00	12:47:57	20
JUMBO SA (CR)	13,500	24.32	328,320.00	14:46:02	20
JUMBO SA (CR)	13,500	24.34	328,590.00	14:46:39	20
PPC (CR)	40,000	10.70	428,000.00	15:11:36	20
ALPHA SERVICES HOLD (CR)	212,401	1.50	318,601.50	15:18:23	20
NATIONAL BANK (CR)	75,000	6.13	459,450.00	16:05:24	20
INTRALOT (CR)	700,000	1.02	714,000.00	16:34:17	20
NATIONAL BANK (CR)	60,000	6.20	372,000.00	16:43:56	20
NATIONAL BANK (CR)	65,000	6.20	403,000.00	16:46:56	20
JUMBO SA (CR)	15,000	24.30	364,500.00	16:48:18	20
JUMBO SA (CR)	12,088	24.30	293,738.40	16:58:51	20
NATIONAL BANK (CR)	48,400	6.20	300,080.00	17:12:12	20

Blocks Notes

- 9 - Method 6-1 / Special Fees
- 10 - Method 6-1 / Special Fees, SDS
- 14 - Method 6-3 / Settlement, Incomplete Buy and Sell
- 18 - Method 6-2 / SPOT 1
- 19 - Method 6-2 / SPOT 2
- 20 - Method 6-1 and Method 6-1 Same Day Settlement
- 21 - Other Pre-agreed

Shares Rights Details

Occured date	Exercise from	Exercise until	Trading until	Rights	Price min	Price max	Closing price	Last Bid	Last Ask	Volume	Trades	Transactions Value
--------------	---------------	----------------	---------------	--------	-----------	-----------	---------------	----------	----------	--------	--------	--------------------

No Rights Transactions.

Forced Sales Details

Securities	Category of Security	Transactions Volume	Number of Trades	Transactions Value	Note
------------	----------------------	------------------------	---------------------	-----------------------	------

No Forced Transactions.

Forced Sales Notes

- 1 - Compulsory Public Forced Sales
- 2 - Forced Sales of Fixed Registered Shares
- 3 - Forced Sales of Remaining Fractional Shares

Exchange Traded Funds (ETFs) Characteristics

	Transactions Date (T)	Creation / Redemption	Units (T-1)	New Units (T-1)	Redemption Units (T-1)	Units (T) [1]	Fund Assets [2]	Net Unit Price	Dividend per Unit	Dividend Date
ALPHA ETF FTSE Athex Large Cap	06/12/2023	5,000	924,675	---	---	924,675	28,748,290.00	31.0902	0.62	03/07/2023

ETFs Notes

[1] - Units (T) = Units (T-1) + New Units (T-1) - Redemption Units (T-1)

[2] - The Creation / Redemption Units of T-1 are included.

Non Convertible Corporate Bonds - Regulated Market

Num Listed Bonds	Nominal price	Issue price	Today's Rate	Exp. Date	Duration (years)	Note	Coupon		Trading Unit	Corporate Bonds	Accrued Int.	Yield.T.Mat	Price min	Price max	Closing price	Previous closing price/date	Volume	Transactions Value	Last order		ear min	Year max		
							Common	Preferred											Price	Buy / Sell			Date	
100,000	1,000.00	1,000.00	2.70	25/05/2026	5	---	6	---	1	COSTAMARE PARTICIPATIONS PLC (Non Convertible)	0.8250	4.1760	95.9999	95.9999	95.9999	93.9610	05/12/2023	1,000	960.82	94.0000	B	36/12/2023	92.6000	97.0000
320,000	1,000.00	1,000.00	3.40	21/07/2027	7	---	7	---	1	LAMDA DEVELOPMENT S.A. (Non Convertible)	13.2222	4.8020	93.7800	93.9000	93.8725	93.7500	05/12/2023	48,000	45,693.45	93.2500	B	36/12/2023	90.2000	95.5000
200,000	1,000.00	1,000.00	2.10	27/10/2027	7	---	7	---	1	O.P.A.P. S.A. (Non Convertible)	2.4500	4.1740	92.0000	92.1000	92.0366	92.0000	05/12/2023	11,000	10,150.97	92.1000	B	36/12/2023	89.2745	95.4000
200,000	1,000.00	1,000.00	1.90	23/03/2028	7	---	6	---	1	MOTOR OIL CORINTH REFINERIES SA (Non Convertible)	3.9056	4.3050	90.0000	90.3500	90.3500	89.7730	05/12/2023	18,000	16,291.30	90.0000	B	36/12/2023	87.5500	92.6000
100,000	1,000.00	1,000.00	2.95	11/02/2027	5	---	4	---	1	SAFE BULKERS PARTICIPATIONS PLC (Non Convertible)	9.7514	5.0700	---	---	---	93.3500	05/12/2023	---	---	92.0000	B	36/12/2023	89.7500	97.9500
230,000	1,000.00	1,000.00	4.70	12/07/2029	7	---	3	---	1	LAMDA DEVELOPMENT S.A. (Non convertible)	19.4528	4.7590	97.5000	98.6500	98.3124	98.7110	05/12/2023	45,000	45,115.98	98.0000	B	36/12/2023	94.9889	101.0000
100,000	1,000.00	1,000.00	4.40	26/07/2029	7	---	3	---	1	CPLP SHIPPING HOLDINGS PLC (Non Convertible)	16.5000	4.6210	97.0000	98.2000	97.7292	98.1500	05/12/2023	12,000	11,925.50	96.5000	B	36/12/2023	94.9625	100.8000
200,000	1,000.00	1,000.00	3.60	12/03/2026	7	---	10	---	1	AEGEAN AIRLINES S.A. (Non Convertible)	8.7000	3.9900	97.4000	98.0000	97.7263	97.4070	05/12/2023	112,000	110,427.80	96.6500	B	36/12/2023	95.1109	98.9000
500,000	1,000.00	1,000.00	2.75	03/07/2027	7	---	7	---	1	GEK TERNA S.A. (Non Convertible)	12.0694	5.3310	90.1000	90.8000	90.6114	90.5000	05/12/2023	59,000	54,172.79	90.6500	B	36/12/2023	86.8000	94.4535
120,000	1,000.00	1,000.00	3.95	04/04/2025	7	---	12	---	1	GEK TERNA S.A. (Non Convertible)	7.1319	3.8550	99.0000	99.0000	99.0000	98.7000	04/12/2023	19,000	18,945.51	98.6500	B	36/12/2023	97.5523	100.5000
175,000	1,000.00	1,000.00	3.40	26/07/2024	5	---	9	---	1	ATTICA HOLDINGS S.A. (Non Convertible)	12.7500	4.9650	98.5500	98.6000	98.5500	98.6620	05/12/2023	218,000	217,636.00	98.5000	B	36/12/2023	96.6179	99.4500
300,000	1,000.00	1,000.00	2.30	20/07/2028	7	---	5	---	1	PRODEA REIC S.A.(Non Convertible)	9.0083	5.4810	86.4000	87.0000	87.0000	86.4000	05/12/2023	24,000	21,053.20	86.0000	B	36/12/2023	82.0100	89.1000
150,000	1,000.00	1,000.00	2.65	22/10/2026	5	---	5	---	1	CPLP SHIPPING HOLDINGS PLC (Non Convertible)	3.3861	4.9160	93.5000	93.5000	93.5000	93.2000	05/12/2023	2,000	1,876.77	93.0000	B	36/12/2023	92.4500	96.0000
250,000	1,000.00	1,000.00	2.45	16/11/2028	7	---	5	---	1	ELVALHALCOR S.A. (Non Convertible)	1.4972	4.5920	90.0000	91.4900	90.3067	90.2000	05/12/2023	43,000	38,896.28	86.5000	B	36/12/2023	84.0000	92.0000
120,000	1,000.00	1,000.00	2.65	06/12/2028	7	---	5	---	1	NOVAL PROPERTY REIC (Non Convertible)	0.1472	5.4220	87.8100	88.7500	87.8100	89.4000	05/12/2023	25,000	22,011.12	87.2509	B	36/12/2023	83.8000	91.9500
300,000	1,000.00	1,000.00	2.30	14/12/2028	7	---	4	---	1	GEK TERNA S.A. (Non Convertible)	11.3083	5.8640	84.4000	85.0000	84.9514	84.8530	05/12/2023	37,000	31,850.41	85.0000	B	36/12/2023	80.0010	90.3500
100,000	1,000.00	1,000.00	2.80	25/01/2027	5	---	4	---	1	PREMIA S.A. (Non Convertible)	10.5778	6.3260	---	---	---	89.7720	05/12/2023	---	---	89.7501	B	36/12/2023	87.6862	95.9899
500,000	1,000.00	1,000.00	4.00	10/07/2030	7	---	1	---	1	MYTILINEOS S.A. (Non Convertible)	16.7778	4.2890	98.0000	98.3000	98.1300	97.6080	05/12/2023	23,000	22,955.79	98.0000	B	36/12/2023	97.1999	100.0700

Corporate Bonds Notes

Transactions Volume = (Pieces) * (Nominal Price). Transactions Value = (Pieces) * (Nominal Price) * (price %) + (Accrued interest).

The price of a Bond is stated as a percentage (%) of Bond's Nominal Price.

Nominal Price in Euros (€), except if it is noted differently.

Non Convertible Corporate Bonds - Regulated Market

Num Listed Bonds	Nominal price	Issue price	Today's Rate	Exp. Date	Duration (years)	Note	Coupon		Trading Unit	Corporate Bonds	Accrued Int.	Yield.T.Mat	Price min	Price max	Closing price	Previous closing price/date	Volume	Transactions Value	Last order			ear min	Year max	
							Common	Preferred											Price	Buy / Sell	Date			
150,000	1,000.00	1,000.00	2.60	22/10/2026	7	---	9	---	1	TERNA ENERGY FINANCE S.A. (Non Convertible)	3.3222	5.0500	91.6600	93.3000	92.3681	91.6460	05/12/2023	47,000	43,569.17	91.6600	B	06/12/2023	90.4543	95.7400

Corporate Bonds Notes

Transactions Volume = (Pieces) * (Nominal Price). Transactions Value = (Pieces) * (Nominal Price) * (price %) + (Accrued interest).

The price of a Bond is stated as a percentage (%) of Bond's Nominal Price.

Nominal Price in Euros (€), except if it is noted differently.

Government Bonds

Number Listed Bonds	Nominal price	Today's Rate	Accrued Interest Calc	Exp. Date [1]	Duration (years)	Note	Coupons Date	Curr. coupon value	Trading Unit	Government Bonds	Price min	Price max	Closing price	Previous closing price/date	Volume	Transactions Value	Price	Last order Buy / Sell	Date
4,500,000	1,000.00	1.88	Actual/Actual	04/02/2035	15	---	04/02	1.88	1	GGB-FXD-040235-15Y-1.875-1.000	---	---	---	---	---	---	---	---	---
1,805,793	1,000.00	3.45	Actual/Actual	02/04/2024	5	---	02/04	3.45	1	GGB-FXD-020424-05Y-3.450-1.000	---	---	---	---	---	---	---	---	---
6,000,000	1,000.00	0.75	Actual/Actual	18/06/2031	10	---	18/06	0.75	1	GGB-FXD-180631-10Y-0.750-1.000	---	---	---	---	---	---	---	---	---
2,900,000	1,000.00	3.88	Actual/Actual	15/06/2028	5	---	15/06	3.88	1	GGB-FXD-150628-05Y-3.875-1.000	---	---	---	---	---	---	---	---	---
5,962,747,327	1.00	3.75	Actual/Actual	30/01/2028	10	---	/02 - 01/02 - 31/	3.75	1	GGB-FXD-300128-10Y-3.750-1.00	---	---	---	85.4610 13/07/2018	---	---	1.0000	B	28/11/2018
7,067,309,386	1.00	3.90	Actual/Actual	30/01/2033	15	---	/02 - 01/02 - 31/	3.90	1	GGB-FXD-300133-15Y-3.900-1.00	---	---	---	78.6730 13/07/2018	---	---	1.0000	B	28/11/2018
5,622,848,349	1.00	4.00	Actual/Actual	30/01/2037	19	---	/02 - 01/02 - 31/	4.00	1	GGB-FXD-300137-19Y-4.000-1.00	---	---	---	77.0370 13/07/2018	---	---	1.0000	B	28/11/2018
5,476,770,669	1.00	4.20	Actual/Actual	30/01/2042	24	---	/02 - 01/02 - 31/	4.20	1	GGB-FXD-300142-24Y-4.200-1.00	---	---	---	77.7640 13/07/2018	---	---	1.0000	B	28/11/2018
48,794,718	1.00	4.30	Actual/Actual	24/02/2024	12	---	24/02	4.30	1	GGB-FXD-240224-12Y-2.000-1.00	---	---	---	10.0000 22/06/2015	---	---	---	---	---
40,248,141	1.00	4.30	Actual/Actual	24/02/2025	13	---	24/02	4.30	1	GGB-FXD-240225-13Y-2.000-1.00	---	---	---	10.0000 22/06/2015	---	---	---	---	---
59,586,043	1.00	4.30	Actual/Actual	24/02/2026	14	---	24/02	4.30	1	GGB-FXD-240226-14Y-2.000-1.00	---	---	---	10.0000 22/06/2015	---	---	---	---	---
41,118,344	1.00	4.30	Actual/Actual	24/02/2027	15	---	24/02	4.30	1	GGB-FXD-240227-15Y-2.000-1.00	---	---	---	10.0000 22/06/2015	---	---	---	---	---
45,137,734	1.00	4.30	Actual/Actual	24/02/2028	16	---	24/02	4.30	1	GGB-FXD-240228-16Y-2.000-1.00	---	---	---	10.0000 22/06/2015	---	---	---	---	---
61,768,888	1.00	4.30	Actual/Actual	24/02/2029	17	---	24/02	4.30	1	GGB-FXD-240229-17Y-2.000-1.00	---	---	---	10.0000 22/06/2015	---	---	---	---	---
54,567,744	1.00	4.30	Actual/Actual	24/02/2030	18	---	24/02	4.30	1	GGB-FXD-240230-18Y-2.000-1.00	---	---	---	10.0000 22/06/2015	---	---	---	---	---
37,541,515	1.00	4.30	Actual/Actual	24/02/2031	19	---	24/02	4.30	1	GGB-FXD-240231-19Y-2.000-1.00	---	---	---	10.0000 22/06/2015	---	---	---	---	---
37,558,317	1.00	4.30	Actual/Actual	24/02/2032	20	---	24/02	4.30	1	GGB-FXD-240232-20Y-2.000-1.00	---	---	---	10.0000 22/06/2015	---	---	---	---	---
37,473,732	1.00	4.30	Actual/Actual	24/02/2033	21	---	24/02	4.30	1	GGB-FXD-240233-21Y-2.000-1.00	---	---	---	10.0000 22/06/2015	---	---	---	---	---
33,888,293	1.00	4.30	Actual/Actual	24/02/2034	22	---	24/02	4.30	1	GGB-FXD-240234-22Y-2.000-1.00	---	---	---	10.0000 22/06/2015	---	---	---	---	---
35,177,800	1.00	4.30	Actual/Actual	24/02/2035	23	---	24/02	4.30	1	GGB-FXD-240235-23Y-2.000-1.00	---	---	---	10.0000 22/06/2015	---	---	---	---	---
35,547,268	1.00	4.30	Actual/Actual	24/02/2036	24	---	24/02	4.30	1	GGB-FXD-240236-24Y-2.000-1.00	---	---	---	10.0000 22/06/2015	---	---	---	---	---
40,246,306	1.00	4.30	Actual/Actual	24/02/2037	25	---	24/02	4.30	1	GGB-FXD-240237-25Y-2.000-1.00	---	---	---	10.0000 22/06/2015	---	---	---	---	---
37,643,952	1.00	4.30	Actual/Actual	24/02/2038	26	---	24/02	4.30	1	GGB-FXD-240238-26Y-2.000-1.00	---	---	---	10.0000 22/06/2015	---	---	---	---	---
36,977,100	1.00	4.30	Actual/Actual	24/02/2039	27	---	24/02	4.30	1	GGB-FXD-240239-27Y-2.000-1.00	---	---	---	10.0000 22/06/2015	---	---	---	---	---
41,615,000	1.00	4.30	Actual/Actual	24/02/2040	28	---	24/02	4.30	1	GGB-FXD-240240-28Y-2.000-1.00	---	---	---	10.0000 22/06/2015	---	---	---	---	---
42,227,208	1.00	4.30	Actual/Actual	24/02/2041	29	---	24/02	4.30	1	GGB-FXD-240241-29Y-2.000-1.00	---	---	---	10.0000 22/06/2015	---	---	---	---	---
68,288,487	1.00	4.30	Actual/Actual	24/02/2042	30	---	24/02	4.30	1	GGB-FXD-240242-30Y-2.000-1.00	---	---	---	10.0000 22/06/2015	---	---	---	---	---
4,000,000	1,000.00	3.88	Actual/Actual	12/03/2029	10	---	12/03	3.88	1	GGB-FXD-120329-10Y-3.875-1.000	---	---	---	---	---	---	100.0000	B	15/10/2019
4,500,000	1,000.00	0.00	Actual/Actual	12/02/2026	5	---	12/02	0.00	1	GGB-FXD-120226-05Y-0.000-1.000	---	---	---	---	---	---	---	---	---
2,209,163	1,000.00	3.38	Actual/Actual	15/02/2025	7	---	15/02	3.38	1	GGB-FXD-150225-07Y-3.375-1.000	---	---	---	---	---	---	---	---	---
964,000	1,000.00	3.25	Actual/Actual	20/03/2025	6	---	20/03	3.25	1	GGB-FXD-200325-06Y-3.250-1.000	---	---	---	---	---	---	---	---	---
2,100,000	1,000.00	3.55	Actual/Actual	20/03/2026	7	---	20/03	3.55	1	GGB-FXD-200326-07Y-3.550-1.000	---	---	---	---	---	---	---	---	---
5,500,000	1,000.00	1.50	Actual/Actual	18/06/2030	10	---	18/06	1.50	1	GGB-FXD-180630-10Y-1.500-1.000	---	---	---	---	---	---	---	---	---
3,500,000	1,000.00	4.38	Actual/Actual	18/07/2038	15	---	18/07	4.38	1	GGB-FXD-180738-15Y-4.375-1.000	---	---	---	---	---	---	---	---	---

Government Bonds Notes

Transactions Volume = (Pieces) * (Nominal Price). Transactions Value = (Pieces) * (Nominal Price) * (price %) + (Accrued interest).

The Value of current coupon for the issues with NV 0.01 euro refers to NV 100 euros

FLR: Floating Interest Rate.

[1] - The Expiration Date of the interest bearing period and the Date for coupon payment.

Government Bonds

Number Listed Bonds	Nominal price	Today's Rate	Accrued Interest Calc	Exp. Date [1]	Duration (years)	Note	Coupons Date	Curr. coupon value	Trading Unit	Government Bonds	Price min	Price max	Closing price	Previous closing price/date	Volume	Transactions Value	Price	Last order Buy / Sell	Date
40,000	1,000.00	4.67	FLR	Actual/360	18/09/2024	1	---	18/09 - 19/03	---	1	GGB-FLT-180924-01Y-4.670-1.000	---	---	---	---	---	---	---	---
5,364,250	1,000.00	3.25		Actual/Actual	20/03/2050	30	---	20/03	3.25	1	GGB-FXD-200350-30Y-3.250-1.000	---	---	---	---	---	---	---	---
3,924,361	1,000.00	2.00		Actual/Actual	22/04/2027	7	---	22/04	2.00	1	GGB-FXD-220427-07Y-2.000-1.000	---	---	---	---	---	99.9000	B	22/04/2020
2,500,000	1,000.00	1.88		Actual/Actual	23/07/2026	7	---	23/07	1.88	1	GGB-FXD-230726-07Y-1.875-1.000	---	---	---	---	---	---	---	---
4,700,000	1,000.00	4.25		Actual/Actual	15/06/2033	10	---	15/06	4.25	1	GGB-FXD-150633-10Y-4.250-1.000	---	---	---	---	---	---	---	---
3,500,000	1,000.00	1.88		Actual/Actual	24/01/2052	30	---	24/01	1.88	1	GGB-FXD-240152-30Y-1.875-1.000	---	---	---	---	---	---	---	---
3,700,000	1,000.00	1.75		Actual/Actual	18/06/2032	10	---	18/06	1.75	1	GGB-FXD-180632-10Y-1.750-1.000	---	---	---	---	---	---	---	---
2,200,000	1,000.00	1.13	FLR	Actual/360	15/12/2027	5	---	- 15/12 - 15/03 -	---	1	GGB-FLT-151227-05Y-1.130-1.000	---	---	---	---	---	102.1600	B	30/12/2022

Government Bonds Notes

Transactions Volume = (Pieces) * (Nominal Price). Transactions Value = (Pieces) * (Nominal Price) * (price %) + (Accrued interest).

The Value of current coupon for the issues with NV 0.01 euro refers to NV 100 euros

FLR: Floating Interest Rate.

[1] - The Expiration Date of the interest bearing period and the Date for coupon payment.

Treasury Bills & Zero Coupon Government Bonds

Issue Date	13-Week Maturity									26-Week Maturity									52-Week Maturity								
	Exp. Date	Initial Rate	Num Listed Bonds	Nominal price	Issue price	Last Trade Price	Last Trade Date	Volume Traded	Note	Exp. Date	Initial Rate	Num Listed Bonds	Nominal price	Issue price	Last Trade Price	Last Trade Date	Volume Traded	Note	Exp. Date	Initial Rate	Num Listed Bonds	Nominal price	Issue price	Last Trade Price	Last Trade Date	Volume Traded	Note
09/12/2022	---	---	---	---	---	---	---	---	---	---	---	---	---	---	---	---	---	---	08/12/2023	2.73	600,000	1,000.00	973.10	---	---	---	---
10/03/2023	---	---	---	---	---	---	---	---	---	---	---	---	---	---	---	---	---	---	08/03/2024	3.75	1,000,000	1,000.00	963.46	---	---	---	---
09/06/2023	---	---	---	---	---	---	---	---	---	---	---	---	---	---	---	---	---	---	07/06/2024	3.84	1,600,000	1,000.00	962.60	---	---	---	---
08/09/2023	---	---	---	---	---	---	---	---	---	---	---	---	---	---	---	---	---	---	06/09/2024	3.81	812,500	1,000.00	962.90	---	---	---	---

Bonds in Circulation	Currency / Min nominal traded Value	Coupons Payment Date	Current Coupon Value	Note	Coupon	Trading Unit	Issue Date	Duration (years)	Today's Interest	A.I.C in days	Bonds	Last price of previous days		Last Outcry in Cash (euro)		Trades in Pieces	Life min	Life Max	
												Price	05/02/1996	Buy / Sell	Date				
Corporate Bonds in Foreign Currency and Euro																			
103,746	GBP / 10	01/12	0.25	---	65	1	01/12/1930	98	2.5	360	National Mortgage Bank	2.27	05/02/1996	2.27	S	05/02/1996	---	2.27	2.27
0	GBP / 10	01/12	0.25	---	67	1	01/12/1928	100	2.5	360	National Mortgage Bank	---	---	---	---	---	---	---	---

Government Bonds Notes

A.I.C: Accrued Interest Calculation base.

FLR: Floating Interest Rate.

The minimum tradeable Nominal Value for all Demeterialised Government Titles is 100 Euros.

(μφρ-0)

Athex & ATHEXClear Members List

Member Name	Stock Market			Derivatives Market		ATHEXClear Member				
	Address	Phone	Fax	Market Member	Remote Member	Market Maker	Proprietary	Market Maker	General Clearing	Direct Clearing
A. SARRIS SECURITIES S.A. 6, ΔΡΑΓΑΤΣΑΝΙΟΥ 6 ΑΘΗΝΑ	2103367700			a						
AEONIC SECURITIES C.I.F. P.L.C. , ΛΑΪΟΥ 6, ΓΡ. 301B, ANNA COURT	35725337600			a						
ALPHA BANK S.A. , ΣΤΑΔΙΟΥ 40 ΑΘΗΝΑ	2103260000								a	
ALPHA FINANCE INVESTMENT SERVICES SINGLE MEMBER SA 5, ΠΑΝΕΠΙΣΤΗΜΙΟΥ 45 ΑΘΗΝΑ	2103677400			a		a	a	a		a
ARGUS STOCKBROKERS LTD 25 , 25 ΛΕΩΦΟΡΟΣ ΔΗΜΟΣΘΕΝΗ ΣΕΒΕΡΗ	0035722717000			a	a		a			
ATLANTIC SECURITIES LTD 37, ΠΡΟΔΡΟΜΟΥ 37	0035722445400			a	a					
AXON SECURITIES S.A. 48, ΣΤΑΔΙΟΥ 48 ΑΘΗΝΑ	2103363800			a			a			
BETA SECURITIES S.A. 29 , Λ. ΑΛΕΞΑΝΔΡΑΣ 29 ΑΘΗΝΑ	2106478930			a		a	a			a
BNP PARIBAS S.A. , ΛΑΜΨΑΚΟΥ 2 ΑΘΗΝΑ	2107468525								a	
BOFA SECURITIES EUROPE SA , 112 AVENUE KL'BER 75116	+33 153655555			a	a					
CAPITAL SECURITIES S.A. 58, ΜΗΤΡΟΠΟΛΕΩΣ 58 ΑΘΗΝΑ	2103369700			a			a			
CITIGROUP GLOBAL MARKETS EUROPE AG 16, REUTERWEG 16	+49 691366-0			a	a					
CITIGROUP GLOBAL MARKETS LIMITED 1, 33 CANADA SQUARE -CANARY WHARF	+44 02079864000			a						
CREDIT SUISSE BANK (EUROPE), S.A. , CALLE AYALA 42, 3A PLANTA-B MADRID	+34917916000			a	a					
CREDIT SUISSE SECURITIES (EUROPE) LIMITED 1 , ONE CABOT SQUARE LONDON	+44 2078888888			a						
CYCLOS SECURITIES S.A. 39, ΧΑΡΙΛΑΟΥ ΤΡΙΚΟΥΠΗ 6-8-10 ΑΘΗΝΑ	2103364300			a			a			
DEUTSCHE BANK S.A. 1 , GREAT WINCHESTER STREET LONDON	+44 20 754 54209	00441133361437			a					
EUROBANK EQUITIES INVESTMENT FIRM SINGLE MEMBER SA , ΦΙΛΕΛΛΗΝΩΝ 10 & ΞΕΝΟΦΩΝΤΟΣ 13 ΑΘΗΝΑ	2103720425			a		a	a			a
EUROBANK S.A. , ΟΘΩΝΟΣ 8 ΑΘΗΝΑ	2144043907								a	
EUROCORP INVESTMENT SERVICES S.A. 14, ΠΛ.ΦΙΛΙΚΗΣ ΕΤΑΙΡΕΙΑΣ 14 ΑΘΗΝΑ	2107263600			a			a			a
EUROTRUST INVESTMENT FIRM SA 113, ΣΕΒΑΣΤΟΥΠΟΛΕΩΣ 113 ΑΘΗΝΑ	2103363100			a						
EUROXX SECURITIES S.A. 7, ΠΑΛΕΟΛΟΓΟΥ CHALANDRI	+30 2106879400	210-6879401								
7, ΠΑΛΑΙΟΛΟΓΟΥ CHALANDRI	(210)-6879400	(210)-6879401								
FREEDOM FINANCE EUROPE LTD , ΧΡΙΣΤΑΚΗ ΚΡΑΝΟΥ 20	035725257786			a	a					
G. A. PERVANAS SECURITIES- INVESTMENT SERVICES S.A. 7-9, ΣΟΦΟΚΛΕΟΥΣ 7-9 ΑΘΗΝΑ	2103727200			a						
GLOBAL CAPITAL SECURITIES & FINANCIAL SERVICES LTD 50, ΛΑΡΧΙΕΠΙΣΚΟΠΟΥ ΜΑΚΑΡΙΟΥ Γ50	0035722710710			a	a					
GREENPOST TRADING EUROPE LTD , ΚΙΜΟΝΟΣ 3, ACROPOLIS MANSIONS, 2ND FLOOR, FLAT/OFFICE 202	035722521389			a	a	a				
HELLENIC AMERICAN SECURITIES S.A. 27, ΑΝΔΡΕΑ ΠΑΠΑΝΔΡΕΟΥ 27 ΜΑΡΟΥΣΙ	2103311100			a		a	a			a
HELLENIC BANK (INVESTMENTS) LTD , ΑVE.ΚΥΡΙΑΚΟΥ ΜΑΤΣΙ 31 - PO BOX 24747 NICOSIA	+357 22500100	357 22500110			a					
HSBC CONTINENTAL EUROPE 109-111, Λ.ΜΕΣΟΓΕΙΩΝ 109-111	2106960000								a	
INDEX SECURITIES S.A. 6, ΔΡΑΓΑΤΣΑΝΙΟΥ 6 ΑΘΗΝΑ	2103213920			a						
J. CHR. MAVRIKIS SECURITIES S.A. 5, ΣΟΦΟΚΛΕΟΥΣ 5 ΑΘΗΝΑ	2103216730			a						

Athex & ATHEXClear Members List

Member Name				Stock Market			Derivatives Market		ATHEXClear Member	
	Address	Phone	Fax	Market Member	Remote Member	Market Maker	Proprietary	Market Maker	General Clearing	Direct Clearing
KAPPA SECURITIES S.A.				a			a			
15, ΒΑΛΑΟΡΙΤΟΥ 15 ΑΘΗΝΑ	2103678600									
KARAMANOF SECURITIES & INVESTMENT SERVICES S.A.				a						
2, ΠΛ.ΑΓ.ΘΕΟΔΩΡΩΝ 2 ΑΘΗΝΑ	2103212947									
LAIKI FINANCIAL SERVICES LTD					a					
26, AVE. VYRONOS NICOSIA	357 22367367	357 22718567								
LEON DEPOLAS SECURITIES S.A.				a		a	a			
1, ΧΡΗΣΤΟΥ ΛΑΔΑ 1 ΑΘΗΝΑ	2103213276 -28									
MEGA EQUITY SECURITIES & FINANCIAL SERVICES PUBLIC LTD				a	a		a			
42-44, ΛΕΩΦ.ΓΡΙΒΑ ΔΙΓΕΝΗ 42-44	0035722711711									
MERIT SECURITIES S.A				a		a	a			a
5, ΣΟΦΟΚΛΕΟΥΣ 5 ΑΘΗΝΑ	2103671880									
MERRILL LYNCH INTERNATIONAL				a						
2, 2 KING EDWARD STREET LONDON	+44 20276281000									
N. CHRYSOCHOIDIS SECURITIES S.A.				a			a			a
7-9, ΣΟΦΟΚΛΕΟΥΣ 7-9 ΑΘΗΝΑ	2103213913									
NATIONAL BANK OF GREECE S.A.				a		a	a		a	
86, ΑΙΟΛΟΥ ΣΤΡ. ΑΘΗΝΑ	(210)-3341000	(210)-3228187								
68, ΑΚΑΔΙΜΙΑΣ ΣΤΡ. ΑΘΗΝΑ	(210)-3328817	(210)-3328678								
NATIONAL SECURITIES SINGLE MEMBER SA				a		a	a	a		
66, ΛΕΩΦΟΡΟΣ ΑΘΗΝΩΝ 128-132 & ΙΦΙΓΕΝΙΑΣ ΑΘΗΝΑ	2103328784									
NUNTIUS BROKERAGE AND INVESTMENT SERVICES S.A				a						
6, ΔΡΑΓΑΤΣΑΝΙΟΥ 6 ΑΘΗΝΑ	2103350599									
ONE PLUS CAPITAL LIMITED				a	a					
, 75 PRODROMOU AVENUE NICOSIA 1307	35722873760									
OPTIMA BANK S.A.				a		a	a	a	a	
, ΑΙΓΙΑΛΕΙΑΣ 32 & ΠΑΡΑΔΕΙΣΟΥ ΜΑΡΟΥΣΙ	210 8173000									
PANCRETA BANK S.A									a	
, ΙΚΑΡΟΥ 5	2810338746									
PANTELAKIS SECURITIES S.A.				a		a	a	a		
57, ΕΘΝΙΚΗΣ ΑΝΤΙΣΤΑΣΕΩΣ 57, ΚΤΙΠΙΟ Β CHALANDRI	2106965000								a	
PIRAEUS BANK S.A.				a			a			
, ΑΜΕΡΙΚΗΣ 4 ΑΘΗΝΑ	2103335000									
PIRAEUS SECURITIES S. A.				a		a	a	a		a
10, ΣΤΑΔΙΟΥ 10 ΑΘΗΝΑ	2103354100									
PROCHOICE SECURITIES LTD				a	a					
57, ΛΕΩΦ.ΣΠΥΡΟΥ ΚΥΠΡΙΑΝΟΥ 57, ΑΚΙΝΗΤΑ Φ	035724661192									
SHARELINK SECURITIES & FINANCIAL SERVICES LTD				a			a			
6, HOUSE-ΘΕΟΤΟΚΗ 6 ΜΕΓΑΡΟ ΕΛΜΗΝΑ	+357 22554200									
SOCIETE GENERALE S.A.				a	a		a			
, 17 COURS VALMY, CEDEX	+157290504									
SOLIDUS SECURITIES S.A				a			a			a
64, ΛΟΥΙΖΗΣ ΠΙΑΝΚΟΥΡ 64 ΑΘΗΝΑ	2106900600									
ST. EM. LAVRENTAKIS SECURITIES S.A.				a			a			
7-9, ΣΟΦΟΚΛΕΟΥΣ 7-9 ΑΘΗΝΑ	2103213336									
THE CYPRUS INVESTMENT & SECURITIES CORPORATION LTD				a	a					
154, 1 AG. PROKOPIOU & POSIDONOS 1ST FLOOR	0035722121700									
UBS EUROPE SE				a	a					
, OPERNTURM, BOCKENHEIMER LANDSTRASSE 2-4	496921790									
UBS LIMITED					a					
1, FINSBURY AVENUE LONDON	+44 2075687135									

List of Stocks under Market Making operations

Securities	Market Maker	Start Market Making	Stock Category	Suspension Status
MLS MULTIMEDIA SA (CR)				
	PIRAEUS SECURITIES S. A.	01/08/2019		
ALPHA ETF FTSE Athex Large Cap			Exchange Traded Funds (ETFs)	
	ALPHA FINANCE INVESTMENT SERVICES SINGLE MEMBER SA	02/01/1900		
	NATIONAL SECURITIES SINGLE MEMBER SA	02/01/1900		
ADMIE (IPTO) HOLDING S.A. (CR)			Main Market	
	EUROBANK EQUITIES INVESTMENT FIRM SINGLE MEMBER SA	24/05/2021		
	HELLENIC AMERICAN SECURITIES S.A.	09/03/2020		
	PIRAEUS SECURITIES S. A.	29/06/2017		
AEGEAN AIRLINES (CR)			Main Market	
	EUROBANK EQUITIES INVESTMENT FIRM SINGLE MEMBER SA	22/09/2020		
ALPHA SERVICES HOLD (CR)			Main Market	
	ALPHA FINANCE INVESTMENT SERVICES SINGLE MEMBER SA	29/02/2016		
	EUROBANK EQUITIES INVESTMENT FIRM SINGLE MEMBER SA	22/10/2006		
	GREENPOST TRADING EUROPE LTD	12/06/2023		
	HELLENIC AMERICAN SECURITIES S.A.	25/07/2014		
	LEON DEPOLAS SECURITIES S.A.	04/01/2016		
	MERIT SECURITIES S.A	03/09/2012		
	NATIONAL SECURITIES SINGLE MEMBER SA	02/01/1900		
	PIRAEUS SECURITIES S. A.	28/05/2009		
ALPHA TRUST (CR)			Main Market	
	EUROBANK EQUITIES INVESTMENT FIRM SINGLE MEMBER SA	06/02/2023		
	LEON DEPOLAS SECURITIES S.A.	04/01/2021		
ALUMIL (CR)			Main Market	
	PIRAEUS SECURITIES S. A.	31/07/2023		
ANDROMEDA SA (CR)			Main Market	
	BETA SECURITIES S.A.	15/02/2021		
	OPTIMA BANK S.A.	03/04/2023		
ATTICA BANK S.A. (CR)			Main Market	
	EUROXX SECURITIES S.A.	22/01/2016		
	PIRAEUS SECURITIES S. A.	20/09/2017		
AUSTRIACARD (CB)			Main Market	
	BETA SECURITIES S.A.	23/03/2023		
	EUROBANK EQUITIES INVESTMENT FIRM SINGLE MEMBER SA	15/05/2023		
AUTOHELLAS SA (CR)			Main Market	
	ALPHA FINANCE INVESTMENT SERVICES SINGLE MEMBER SA	01/07/2019		
	EUROXX SECURITIES S.A.	02/07/2018		
AVAX S.A. (CR)			Main Market	
	EUROBANK EQUITIES INVESTMENT FIRM SINGLE MEMBER SA	14/12/2015		
	OPTIMA BANK S.A.	04/09/2023		
	PIRAEUS SECURITIES S. A.	01/02/2021		
AVE (CR)			Main Market	
	EUROXX SECURITIES S.A.	05/06/2020		
BRIO PROPERTIES (CR)			Main Market	
	EUROBANK EQUITIES INVESTMENT FIRM SINGLE MEMBER SA	09/09/2019		
	LEON DEPOLAS SECURITIES S.A.	22/02/2021		
CC HBC AG (CR)			Main Market	
	BETA SECURITIES S.A.	08/03/2021		
	NATIONAL SECURITIES SINGLE MEMBER SA	02/01/1900		
	PIRAEUS SECURITIES S. A.	04/05/2015		
CENERGY HOLDINGS (CB)			Main Market	
	ALPHA FINANCE INVESTMENT SERVICES SINGLE MEMBER SA	02/01/2016		
	EUROBANK EQUITIES INVESTMENT FIRM SINGLE MEMBER SA	02/01/2016		
	OPTIMA BANK S.A.	14/03/2022		
	PANTELAKIS SECURITIES S.A.	27/12/2022		
CNL CAPITAL (CR)			Main Market	
	MERIT SECURITIES S.A	01/10/2018		
DIMAND (CR)			Main Market	
	ALPHA FINANCE INVESTMENT SERVICES SINGLE MEMBER SA	08/08/2022		
	EUROBANK EQUITIES INVESTMENT FIRM SINGLE MEMBER SA	08/08/2022		
	PANTELAKIS SECURITIES S.A.	15/05/2023		
EKTER SA (CR)			Main Market	
	BETA SECURITIES S.A.	26/09/2022		
	EUROBANK EQUITIES INVESTMENT FIRM SINGLE MEMBER SA	16/10/2017		
	LEON DEPOLAS SECURITIES S.A.	21/05/2018		
ELASTRON (CR)			Main Market	
	LEON DEPOLAS SECURITIES S.A.	20/02/2017		

List of Stocks under Market Making operations

Securities	Stock Category
Market Maker	Start Market Making
ELLAKTOR (CR)	Main Market
ALPHA FINANCE INVESTMENT SERVICES SINGLE MEMBER SA	18/03/2019
EUROBANK EQUITIES INVESTMENT FIRM SINGLE MEMBER SA	01/06/2012
EUROXX SECURITIES S.A.	24/09/2018
NATIONAL SECURITIES SINGLE MEMBER SA	02/01/1900
PIRAEUS SECURITIES S. A.	22/10/2018
ELTON SA (CR)	Main Market
EUROBANK EQUITIES INVESTMENT FIRM SINGLE MEMBER SA	28/11/2022
OPTIMA BANK S.A.	30/01/2023
ELVALHALCOR (CR)	Main Market
ALPHA FINANCE INVESTMENT SERVICES SINGLE MEMBER SA	07/05/2018
BETA SECURITIES S.A.	09/01/2023
EUROBANK EQUITIES INVESTMENT FIRM SINGLE MEMBER SA	07/05/2018
ENTERSOFT (CR)	Main Market
ALPHA FINANCE INVESTMENT SERVICES SINGLE MEMBER SA	23/03/2023
EUROBANK EQUITIES INVESTMENT FIRM SINGLE MEMBER SA	22/06/2020
EUROBANK HOLDINGS (CR)	Main Market
ALPHA FINANCE INVESTMENT SERVICES SINGLE MEMBER SA	09/01/2006
EUROBANK EQUITIES INVESTMENT FIRM SINGLE MEMBER SA	01/06/2012
GREENPOST TRADING EUROPE LTD	12/06/2023
HELLENIC AMERICAN SECURITIES S.A.	25/07/2014
LEON DEPOLAS SECURITIES S.A.	30/11/2018
MERIT SECURITIES S.A	06/11/2017
NATIONAL SECURITIES SINGLE MEMBER SA	02/01/1900
PIRAEUS SECURITIES S. A.	28/09/2009
EUROCONSULTANTS S.A. (CR)	Main Market
OPTIMA BANK S.A.	01/02/2023
EYDAP S.A. (CR)	Main Market
ALPHA FINANCE INVESTMENT SERVICES SINGLE MEMBER SA	27/01/2020
EUROBANK EQUITIES INVESTMENT FIRM SINGLE MEMBER SA	10/06/2019
FOURLIS (CR)	Main Market
EUROBANK EQUITIES INVESTMENT FIRM SINGLE MEMBER SA	01/12/2016
PIRAEUS SECURITIES S. A.	06/03/2017
GEK TERNA (CR)	Main Market
BETA SECURITIES S.A.	08/03/2021
EUROBANK EQUITIES INVESTMENT FIRM SINGLE MEMBER SA	24/05/2021
PIRAEUS SECURITIES S. A.	29/08/2019
GR. SARANTIS S.A. (CR)	Main Market
BETA SECURITIES S.A.	14/05/2012
EUROBANK EQUITIES INVESTMENT FIRM SINGLE MEMBER SA	24/10/2016
HELLENIC EXCHANGES-A.S.E. (CR)	Main Market
HELLENIC AMERICAN SECURITIES S.A.	01/09/2014
NATIONAL SECURITIES SINGLE MEMBER SA	02/01/1900
PIRAEUS SECURITIES S. A.	04/05/2015
HELLENIQ ENERGY (CR)	Main Market
ALPHA FINANCE INVESTMENT SERVICES SINGLE MEMBER SA	07/11/2023
EUROBANK EQUITIES INVESTMENT FIRM SINGLE MEMBER SA	01/11/2023
HELLENIC AMERICAN SECURITIES S.A.	14/09/2015
PIRAEUS SECURITIES S. A.	20/03/2017
IDEAL HOLDINGS (CR)	Main Market
EUROBANK EQUITIES INVESTMENT FIRM SINGLE MEMBER SA	07/06/2021
PIRAEUS SECURITIES S. A.	07/06/2021
INTERCONTINENTAL (CR)	Main Market
LEON DEPOLAS SECURITIES S.A.	03/06/2019
INTERLIFE G.C.I.(CR)	Main Market
BETA SECURITIES S.A.	24/10/2022
INTERWOOD-XYLEMPORIA (CR)	Main Market
EUROBANK EQUITIES INVESTMENT FIRM SINGLE MEMBER SA	05/07/2021
PANTELAKIS SECURITIES S.A.	01/07/2021
INTRAKAT (CR)	Main Market
BETA SECURITIES S.A.	04/10/2021
PANTELAKIS SECURITIES S.A.	10/10/2022
JUMBO SA (CR)	Main Market
BETA SECURITIES S.A.	01/02/2021
EUROBANK EQUITIES INVESTMENT FIRM SINGLE MEMBER SA	25/05/2020
GREENPOST TRADING EUROPE LTD	12/06/2023
MERIT SECURITIES S.A	06/11/2017
PIRAEUS SECURITIES S. A.	06/03/2017

List of Stocks under Market Making operations

Securities	Stock Category
Market Maker	Start Market Making
KLOUKINAS - LAPPAS SA (CR)	Main Market
OPTIMA BANK S.A.	02/01/2023
KRI-KRI S.A. (CR)	Main Market
EUROBANK EQUITIES INVESTMENT FIRM SINGLE MEMBER SA	07/05/2018
LEON DEPOLAS SECURITIES S.A.	16/01/2017
LAMDA DEVELOPMENT SA (CR)	Main Market
EUROBANK EQUITIES INVESTMENT FIRM SINGLE MEMBER SA	08/12/2014
PANTELAKIS SECURITIES S.A.	06/11/2017
PIRAEUS SECURITIES S. A.	29/06/2017
LAMPSA HOTEL SA (CR)	Main Market
LEON DEPOLAS SECURITIES S.A.	16/01/2017
MIG (CR)	Main Market
PIRAEUS SECURITIES S. A.	02/02/2009
MOTODYNAMICS S.A. (CR)	Main Market
OPTIMA BANK S.A.	25/08/2023
MOTOR OIL (CR)	Main Market
BETA SECURITIES S.A.	08/03/2021
EUROBANK EQUITIES INVESTMENT FIRM SINGLE MEMBER SA	22/10/2006
GREENPOST TRADING EUROPE LTD	12/06/2023
LEON DEPOLAS SECURITIES S.A.	01/04/2019
MERIT SECURITIES S.A	25/02/2019
NATIONAL SECURITIES SINGLE MEMBER SA	02/01/1900
PIRAEUS SECURITIES S. A.	04/05/2015
MPLE KEDROS (CR)	Main Market
OPTIMA BANK S.A.	16/10/2023
OPTIMA BANK S.A.	08/11/2023
MYTILINEOS (CR)	Main Market
ALPHA FINANCE INVESTMENT SERVICES SINGLE MEMBER SA	15/04/2019
BETA SECURITIES S.A.	11/04/2022
EUROBANK EQUITIES INVESTMENT FIRM SINGLE MEMBER SA	20/09/2017
GREENPOST TRADING EUROPE LTD	12/06/2023
MERIT SECURITIES S.A	25/02/2019
NATIONAL SECURITIES SINGLE MEMBER SA	02/01/1900
PIRAEUS SECURITIES S. A.	04/05/2015
NATIONAL BANK (CR)	Main Market
ALPHA FINANCE INVESTMENT SERVICES SINGLE MEMBER SA	09/01/2006
EUROBANK EQUITIES INVESTMENT FIRM SINGLE MEMBER SA	22/10/2006
GREENPOST TRADING EUROPE LTD	12/06/2023
HELLENIC AMERICAN SECURITIES S.A.	25/07/2014
LEON DEPOLAS SECURITIES S.A.	20/05/2015
MERIT SECURITIES S.A	03/09/2012
NATIONAL SECURITIES SINGLE MEMBER SA	02/01/1900
PIRAEUS SECURITIES S. A.	08/09/2008
OPAP (CR)	Main Market
ALPHA FINANCE INVESTMENT SERVICES SINGLE MEMBER SA	09/01/2006
BETA SECURITIES S.A.	11/04/2022
EUROBANK EQUITIES INVESTMENT FIRM SINGLE MEMBER SA	22/10/2006
GREENPOST TRADING EUROPE LTD	12/06/2023
HELLENIC AMERICAN SECURITIES S.A.	25/07/2014
MERIT SECURITIES S.A	20/03/2017
NATIONAL SECURITIES SINGLE MEMBER SA	02/01/1900
PIRAEUS SECURITIES S. A.	04/05/2015
OPTIMA BANK (CR)	Main Market
OPTIMA BANK S.A.	06/11/2023
OTE (CR)	Main Market
ALPHA FINANCE INVESTMENT SERVICES SINGLE MEMBER SA	09/01/2006
BETA SECURITIES S.A.	11/04/2022
EUROBANK EQUITIES INVESTMENT FIRM SINGLE MEMBER SA	22/10/2006
GREENPOST TRADING EUROPE LTD	12/06/2023
HELLENIC AMERICAN SECURITIES S.A.	25/07/2014
LEON DEPOLAS SECURITIES S.A.	20/04/2015
MERIT SECURITIES S.A	20/03/2017
NATIONAL SECURITIES SINGLE MEMBER SA	02/01/1900
PIRAEUS SECURITIES S. A.	08/09/2008
P.P.A. S.A. (CR)	Main Market
EUROBANK EQUITIES INVESTMENT FIRM SINGLE MEMBER SA	06/02/2019
PAPOUTSANIS (CR)	Main Market
ALPHA FINANCE INVESTMENT SERVICES SINGLE MEMBER SA	19/11/2018
BETA SECURITIES S.A.	25/11/2013

List of Stocks under Market Making operations

Securities	Stock Category
Market Maker	Start Market Making
PETROPOULOS PETROS (CR)	Main Market
EUROBANK EQUITIES INVESTMENT FIRM SINGLE MEMBER SA	01/04/2019
PANTELAKIS SECURITIES S.A.	16/03/2020
PIRAEUS FINANCIAL HOLD (CR)	Main Market
ALPHA FINANCE INVESTMENT SERVICES SINGLE MEMBER SA	15/04/2019
EUROBANK EQUITIES INVESTMENT FIRM SINGLE MEMBER SA	22/10/2006
EUROXX SECURITIES S.A.	15/02/2016
GREENPOST TRADING EUROPE LTD	12/06/2023
HELLENIC AMERICAN SECURITIES S.A.	25/07/2014
LEON DEPOLAS SECURITIES S.A.	30/11/2018
MERIT SECURITIES S.A	16/09/2013
NATIONAL SECURITIES SINGLE MEMBER SA	02/01/1900
PIRAEUS SECURITIES S. A.	16/02/2009
PPC (CR)	Main Market
ALPHA FINANCE INVESTMENT SERVICES SINGLE MEMBER SA	09/01/2006
BETA SECURITIES S.A.	01/02/2021
EUROBANK EQUITIES INVESTMENT FIRM SINGLE MEMBER SA	22/10/2006
GREENPOST TRADING EUROPE LTD	12/06/2023
HELLENIC AMERICAN SECURITIES S.A.	01/09/2014
MERIT SECURITIES S.A	06/11/2017
NATIONAL SECURITIES SINGLE MEMBER SA	02/01/1900
PIRAEUS SECURITIES S. A.	28/09/2009
PREMIA (CR)	Main Market
BETA SECURITIES S.A.	01/06/2021
LEON DEPOLAS SECURITIES S.A.	05/12/2022
PANTELAKIS SECURITIES S.A.	23/12/2021
PROFILE SA (CR)	Main Market
OPTIMA BANK S.A.	03/04/2023
PANTELAKIS SECURITIES S.A.	01/07/2019
QUALITY & RELIABILITY SA (CR)	Main Market
OPTIMA BANK S.A.	03/01/2023
QUEST HOLDINGS (CR)	Main Market
BETA SECURITIES S.A.	26/03/2018
EUROBANK EQUITIES INVESTMENT FIRM SINGLE MEMBER SA	28/01/2019
REVOIL (CR)	Main Market
BETA SECURITIES S.A.	26/06/2023
SIDMA STEEL (CR)	Main Market
OPTIMA BANK S.A.	25/05/2023
SPACE HELLAS SA (CR)	Main Market
MERIT SECURITIES S.A	09/12/2022
TECHNICAL OLYMPIC SA (CR)	Main Market
OPTIMA BANK S.A.	05/07/2023
TERNA ENERGY (CR)	Main Market
EUROBANK EQUITIES INVESTMENT FIRM SINGLE MEMBER SA	24/05/2021
PIRAEUS SECURITIES S. A.	09/12/2019
THRACE PLASTICS SA (CR)	Main Market
ALPHA FINANCE INVESTMENT SERVICES SINGLE MEMBER SA	26/03/2018
EUROBANK EQUITIES INVESTMENT FIRM SINGLE MEMBER SA	26/03/2018
TITAN CEMENT (CB)	Main Market
BETA SECURITIES S.A.	01/02/2021
EUROBANK EQUITIES INVESTMENT FIRM SINGLE MEMBER SA	06/11/2019
PIRAEUS SECURITIES S. A.	18/01/2021
TRADE ESTATES REIC (CR)	Main Market
EUROBANK EQUITIES INVESTMENT FIRM SINGLE MEMBER SA	08/11/2023
EUROBANK EQUITIES INVESTMENT FIRM SINGLE MEMBER SA	10/11/2023
PANTELAKIS SECURITIES S.A.	10/11/2023
PANTELAKIS SECURITIES S.A.	08/11/2023
TZIRAKIAN PROFIL (CR)	Main Market
LEON DEPOLAS SECURITIES S.A.	19/07/2021
VIOHALCO SA/NV (CB)	Main Market
ALPHA FINANCE INVESTMENT SERVICES SINGLE MEMBER SA	11/03/2008
EUROBANK EQUITIES INVESTMENT FIRM SINGLE MEMBER SA	04/03/2014
MERIT SECURITIES S.A	17/03/2014

Underlying Asset				Derivatives Market													
Price max	Price min	Closing price	change	Delivery Month	Open price	Price max	Price min	Last price	Closing price	Last Bid	Last Ask	Fixing price*	Life high	Life low	Trades	Volume	Open Interest
FTSE/Athex Large Cap				(Trade Unit: 1 Index Point x 2E, Cash Settlement)													
3,089.94	3,068.47	3,076.98	-0.09%	December 2023	3,082.00	3,086.00	3,069.00	3,077.00	3,077.00	---	---	---	3,119.00	---	43	127	3,275
				January 2024	3,077.50	3,082.00	3,071.50	3,077.75	3,077.75	---	---	---	3,112.25	---	15	34	191
				February 2024	---	---	---	---	3,092.25	---	---	---	---	---	---	---	---
				March 2024	---	---	---	---	3,097.00	---	---	---	---	---	---	---	---
				June 2024	---	---	---	---	3,114.00	---	---	---	---	---	---	---	---
				September 2024	---	---	---	---	3,129.50	---	---	---	---	---	---	---	---
FTSE/Athex Banks				(Trade Unit: 1 Index Point x 15E, Cash Settlement)													
1,054.23	1,044.01	1,051.07	0.06%	December 2023	---	---	---	---	1,065.00	---	---	---	1,075.00	---	---	---	1,535
				March 2024	---	---	---	---	1,056.25	---	---	---	---	---	---	---	---
				June 2024	---	---	---	---	1,062.00	---	---	---	---	---	---	---	---
				September 2024	---	---	---	---	1,067.25	---	---	---	---	---	---	---	---
MSCI GREECE REBASED				(Trade Unit: 1 Index Point x 2E, Cash Settlement)													
4,936.54	4,895.52	4,909.49	-0.33%	December 2023	4,929.75	4,929.75	4,929.75	4,929.75	4,929.75	---	---	---	5,019.75	---	1	1	103
				January 2024	---	---	---	---	4,894.50	---	---	---	4,683.25	---	---	---	---
				February 2024	---	---	---	---	4,945.75	---	---	---	---	---	---	---	---
				March 2024	---	---	---	---	4,953.25	---	---	---	---	---	---	---	---
				April 2024	---	---	---	---	4,963.00	---	---	---	---	---	---	---	---
				May 2024	---	---	---	---	4,970.50	---	---	---	---	---	---	---	---
				June 2024	---	---	---	---	4,980.25	---	---	---	---	---	---	---	---
				September 2024	---	---	---	---	5,005.00	---	---	---	---	---	---	---	---

Derivatives notes

Fixing prices and final open positions can be retrieved from the following path <http://www.helex.gr/el/web/guest/statistics-end-of-day-derivatives>

Underlying Asset				Derivatives Market													
Price max	Price min	Closing price	change	Delivery Month	Open price	Price max	Price min	Last price	Closing price	Last Bid	Last Ask	Fixing price*	Life high	Life low	Trades	Volume	Open Interest
ADMIE (IPTO) HOLDING S.A. (CR)				(Contract Size: 100 Securities, Physical Delivery)													
2.265	2.18	2.25	2.51%	December 2023	2.20	2.25	2.20	2.25	2.25	---	---	---	2.42	---	67	323	23,858
				March 2024	2.26	2.29	2.26	2.27	2.27	---	---	---	2.29	---	16	78	621
				June 2024	---	---	---	---	2.22	---	---	---	---	---	---	---	---
				September 2024	---	---	---	---	2.23	---	---	---	---	---	---	---	---
AEGEAN AIRLINES (CR)				(Contract Size: 100 Securities, Physical Delivery)													
11.68	11.44	11.6	1.22%	December 2023	11.52	11.66	11.50	11.65	11.65	---	---	---	13.64	---	76	196	5,547
				March 2024	11.70	11.84	11.69	11.73	11.73	---	---	---	12.14	---	19	131	927
				June 2024	---	---	---	---	11.59	---	---	---	---	---	---	---	---
				September 2024	---	---	---	---	11.64	---	---	---	---	---	---	---	---
ALPHA SERVICES HOLD (CR)				(Contract Size: 100 Securities, Physical Delivery)													
1.5195	1.493	1.498	-0.80%	December 2023	1.51	1.51	1.50	1.50	1.50	---	---	---	1.65	---	114	2,082	180,907
				March 2024	1.54	1.54	1.52	1.53	1.53	---	---	---	1.60	---	40	2,940	8,942
				June 2024	---	---	---	---	1.48	---	---	---	1.47	---	---	---	---
				September 2024	---	---	---	---	1.53	---	---	---	---	---	---	---	---
AUTOHELLAS SA (CR)				(Contract Size: 100 Securities, Physical Delivery)													
12.52	12.36	12.52	0.00%	December 2023	---	---	---	---	12.78	---	---	---	14.22	---	---	---	194
				March 2024	---	---	---	---	12.59	---	---	---	---	---	---	---	---
				June 2024	---	---	---	---	12.66	---	---	---	---	---	---	---	---
				September 2024	---	---	---	---	12.72	---	---	---	---	---	---	---	---
AVAX S.A. (CR)				(Contract Size: 100 Securities, Physical Delivery)													
1.63	1.57	1.618	3.06%	December 2023	1.59	1.62	1.59	1.61	1.61	---	---	---	1.63	---	27	51	1,174
				March 2024	1.63	1.64	1.62	1.64	1.64	---	---	---	1.64	---	18	18	78
				June 2024	---	---	---	---	1.59	---	---	---	---	---	---	---	---
				September 2024	---	---	---	---	1.60	---	---	---	---	---	---	---	---
CC HBC AG (CR)				(Contract Size: 100 Securities, Physical Delivery)													
26.34	26.03	26.05	0.97%	December 2023	26.10	26.27	26.10	26.22	26.22	---	---	---	27.19	---	3	7	411
				March 2024	---	---	---	---	25.82	---	---	---	26.04	---	---	---	12
				June 2024	---	---	---	---	26.09	---	---	---	---	---	---	---	---
				September 2024	---	---	---	---	26.22	---	---	---	---	---	---	---	---
CENERGY HOLDINGS (CB)				(Contract Size: 100 Securities, Physical Delivery)													
7	6.87	6.94	0.29%	December 2023	6.94	6.94	6.92	6.93	6.93	---	---	---	7.22	---	11	25	4,704
				March 2024	7.00	7.00	7.00	7.00	7.00	---	---	---	7.09	---	1	1	103
				June 2024	---	---	---	---	7.00	---	---	---	---	---	---	---	---
				September 2024	---	---	---	---	7.03	---	---	---	---	---	---	---	---

Derivatives notes

Fixing prices and final open positions can be retrieved from the following path <http://www.helex.gr/el/web/guest/statistics-end-of-day-derivatives>

Underlying Asset				Derivatives Market													
Price max	Price min	Closing price	change	Delivery Month	Open price	Price max	Price min	Last price	Closing price	Last Bid	Last Ask	Fixing price*	Life high	Life low	Trades	Volume	Open Interest
ELLAKTOR (CR)				(Contract Size: 100 Securities, Physical Delivery)													
2.235	2.18	2.205	0.69%	December 2023	2.21	2.22	2.19	2.22	2.22	---	---	---	2.33	---	8	27	970
				March 2024	2.22	2.22	2.22	2.22	2.22	---	---	---	2.25	---	2	5	46
				June 2024	---	---	---	---	2.21	---	---	---	---	---	---	---	---
				September 2024	---	---	---	---	2.23	---	---	---	---	---	---	---	---
ELVALHALCOR (CR)				(Contract Size: 100 Securities, Physical Delivery)													
1.9	1.852	1.874	-0.32%	December 2023	1.85	1.87	1.84	1.87	1.87	---	---	---	2.09	---	15	50	1,445
				March 2024	1.91	1.92	1.90	1.92	1.92	---	---	---	1.92	---	3	21	1
				June 2024	---	---	---	---	1.90	---	---	---	---	---	---	---	---
				September 2024	---	---	---	---	1.91	---	---	---	---	---	---	---	---
EUROBANK HOLDINGS (CR)				(Contract Size: 100 Securities, Physical Delivery)													
1.65	1.623	1.63	-1.21%	December 2023	1.63	1.64	1.61	1.63	1.63	---	---	---	1.70	---	29	772	29,240
				March 2024	1.64	1.65	1.62	1.62	1.62	---	---	---	1.70	---	14	64	156
				June 2024	---	---	---	---	1.67	---	---	---	---	---	---	---	---
				September 2024	---	---	---	---	1.68	---	---	---	---	---	---	---	---
EYDAP S.A. (CR)				(Contract Size: 100 Securities, Physical Delivery)													
6.2	6.1	6.2	0.32%	December 2023	6.16	6.18	6.14	6.18	6.18	---	---	---	6.52	---	4	17	2,447
				March 2024	6.26	6.30	6.24	6.24	6.24	---	---	---	6.30	---	3	21	201
				June 2024	---	---	---	---	6.25	---	---	---	---	---	---	---	---
				September 2024	---	---	---	---	6.28	---	---	---	---	---	---	---	---
FOURLIS (CR)				(Contract Size: 100 Securities, Physical Delivery)													
4.18	4.095	4.125	0.37%	December 2023	4.14	4.15	4.12	4.12	4.12	---	---	---	4.65	---	3	10	1,025
				March 2024	---	---	---	---	4.13	---	---	---	---	---	---	---	---
				June 2024	---	---	---	---	4.16	---	---	---	---	---	---	---	---
				September 2024	---	---	---	---	4.18	---	---	---	---	---	---	---	---
GEK TERNA (CR)				(Contract Size: 100 Securities, Physical Delivery)													
13.2	12.78	13.2	1.85%	December 2023	13.06	13.10	12.95	13.10	13.10	---	---	---	13.79	---	15	86	6,357
				March 2024	13.21	13.21	13.21	13.21	13.21	---	---	---	13.23	---	1	1	2
				June 2024	---	---	---	---	13.10	---	---	---	---	---	---	---	---
				September 2024	---	---	---	---	13.17	---	---	---	---	---	---	---	---
HELLENIC EXCHANGES-A.S.E. (CR)				(Contract Size: 100 Securities, Physical Delivery)													
5.55	5.41	5.47	0.00%	December 2023	5.48	5.54	5.41	5.47	5.47	---	---	---	5.54	---	65	294	8,836
				March 2024	5.58	5.62	5.51	5.56	5.56	---	---	---	5.62	---	56	368	583
				June 2024	---	---	---	---	5.53	---	---	---	---	---	---	---	---
				September 2024	---	---	---	---	5.56	---	---	---	---	---	---	---	---

Derivatives notes

Fixing prices and final open positions can be retrieved from the following path <http://www.helex.gr/el/web/guest/statistics-end-of-day-derivatives>

Underlying Asset				Derivatives Market													
Price max	Price min	Closing price	change	Delivery Month	Open price	Price max	Price min	Last price	Closing price	Last Bid	Last Ask	Fixing price*	Life high	Life low	Trades	Volume	Open Interest
HELLENIQ ENERGY (CR)																	
(Contract Size: 100 Securities, Physical Delivery)																	
7.77	7.45	7.77	4.30%	December 2023	7.49	7.74	7.47	7.74	7.74	---	---	---	8.01	---	153	750	1,723
				March 2024	7.45	7.50	7.34	7.50	7.50	---	---	---	7.88	---	32	88	321
				June 2024	---	---	---	---	7.53	---	---	---	---	---	---	---	---
				September 2024	---	---	---	---	7.57	---	---	---	---	---	---	---	---
INTRACOM HOLDINGS (CR)																	
(Contract Size: 100 Securities, Physical Delivery)																	
3.05	2.86	3.05	6.83%	December 2023	2.89	3.05	2.89	3.04	3.04	---	---	---	3.05	---	117	677	6,793
				March 2024	2.91	3.10	2.91	3.10	3.10	---	---	---	3.10	---	71	411	631
				June 2024	---	---	---	---	2.89	---	---	---	---	---	---	---	---
				September 2024	---	---	---	---	2.90	---	---	---	---	---	---	---	---
INTRAKAT (CR)																	
(Contract Size: 100 Securities, Physical Delivery)																	
3.77	3.63	3.76	3.16%	December 2023	3.69	3.77	3.68	3.73	3.73	---	---	---	3.77	---	266	1,169	6,541
				March 2024	3.72	3.78	3.66	3.75	3.75	---	---	---	3.78	---	71	1,083	3,643
				June 2024	---	---	---	---	3.69	---	---	---	---	---	---	---	---
				September 2024	---	---	---	---	3.70	---	---	---	---	---	---	---	---
JUMBO SA (CR)																	
(Contract Size: 100 Securities, Physical Delivery)																	
24.72	24	24.22	-1.30%	December 2023	24.55	24.55	24.12	24.40	24.40	---	---	---	28.13	---	16	67	1,552
				March 2024	24.50	24.51	24.40	24.40	24.40	---	---	---	24.51	---	10	33	10
				June 2024	---	---	---	---	24.81	---	---	---	---	---	---	---	---
				September 2024	---	---	---	---	24.94	---	---	---	---	---	---	---	---
LAMDA DEVELOPMENT SA (CR)																	
(Contract Size: 100 Securities, Physical Delivery)																	
6.99	6.795	6.83	-1.44%	December 2023	6.96	6.97	6.80	6.80	6.80	---	---	---	6.97	---	7	23	5,384
				March 2024	7.05	7.09	6.91	6.91	6.91	---	---	---	7.09	---	32	144	159
				June 2024	---	---	---	---	7.01	---	---	---	---	---	---	---	---
				September 2024	---	---	---	---	7.04	---	---	---	---	---	---	---	---
MIG (CR)																	
(Contract Size: 100 Securities, Physical Delivery)																	
5.29	5.1	5.28	3.94%	December 2023	5.18	5.25	5.18	5.22	5.22	---	---	---	5.25	---	6	11	132
				March 2024	5.08	5.30	5.08	5.30	5.30	---	---	---	5.30	---	11	35	---
				June 2024	---	---	---	---	5.14	---	---	---	---	---	---	---	---
				September 2024	---	---	---	---	5.16	---	---	---	---	---	---	---	---
MOTOR OIL (CR)																	
(Contract Size: 100 Securities, Physical Delivery)																	
24.7	24.24	24.36	-0.49%	December 2023	24.51	24.51	24.51	24.51	24.51	---	---	---	24.89	---	2	10	921
				March 2024	24.21	24.26	24.21	24.26	24.26	---	---	---	24.75	---	4	21	22
				June 2024	---	---	---	---	24.75	---	---	---	---	---	---	---	---
				September 2024	---	---	---	---	24.87	---	---	---	---	---	---	---	---

Derivatives notes

Fixing prices and final open positions can be retrieved from the following path <http://www.helex.gr/el/web/guest/statistics-end-of-day-derivatives>

Underlying Asset				Derivatives Market													
Price max	Price min	Closing price	change	Delivery Month	Open price	Price max	Price min	Last price	Closing price	Last Bid	Last Ask	Fixing price*	Life high	Life low	Trades	Volume	Open Interest
MYTILINEOS (CR)				(Contract Size: 100 Securities, Physical Delivery)													
36.4	35.98	36.26	-0.33%	December 2023	36.09	36.34	36.01	36.28	36.28	---	---	---	38.12	---	38	120	3,228
				March 2024	36.64	36.64	36.39	36.48	36.48	---	---	---	37.20	---	5	6	146
				June 2024	---	---	---	---	36.78	---	---	---	---	---	---	---	---
				September 2024	---	---	---	---	36.97	---	---	---	---	---	---	---	---
NATIONAL BANK (CR)				(Contract Size: 100 Securities, Physical Delivery)													
6.208	6.07	6.2	1.64%	December 2023	6.10	6.20	6.09	6.18	6.18	---	---	---	6.43	---	127	1,975	28,704
				March 2024	6.17	6.26	6.15	6.23	6.23	---	---	---	6.30	---	48	157	1,080
				June 2024	---	---	---	---	6.17	---	---	---	---	---	---	---	---
				September 2024	---	---	---	---	6.20	---	---	---	---	---	---	---	---
OPAP (CR)				(Contract Size: 100 Securities, Physical Delivery)													
14.97	14.57	14.57	-2.67%	December 2023	14.70	14.70	14.68	14.68	14.68	---	---	---	16.20	---	2	5	2,020
				March 2024	14.92	14.92	14.92	14.92	14.92	---	---	---	14.98	---	1	1	17
				June 2024	---	---	---	---	15.14	---	---	---	---	---	---	---	---
				September 2024	---	---	---	---	15.21	---	---	---	---	---	---	---	---
OPTIMA BANK (CR)				(Contract Size: 100 Securities, Physical Delivery)													
7.77	7.66	7.75	1.17%	December 2023	---	---	---	---	7.64	---	---	---	7.86	---	---	---	82
				March 2024	---	---	---	---	7.67	---	---	---	7.67	---	---	---	1
				June 2024	---	---	---	---	7.74	---	---	---	---	---	---	---	---
				September 2024	---	---	---	---	7.78	---	---	---	---	---	---	---	---
OTE (CR)				(Contract Size: 100 Securities, Physical Delivery)													
13.08	12.96	13.07	0.23%	December 2023	13.10	13.10	12.98	13.06	13.06	---	---	---	14.17	---	19	116	7,948
				March 2024	13.25	13.25	13.18	13.18	13.18	---	---	---	13.69	---	5	5	84
				June 2024	---	---	---	---	13.18	---	---	---	---	---	---	---	---
				September 2024	---	---	---	---	13.25	---	---	---	---	---	---	---	---
P.P.A. S.A. (CR)				(Contract Size: 100 Securities, Physical Delivery)													
23.8	23.6	23.7	-0.42%	December 2023	23.50	23.60	23.50	23.60	23.60	---	---	---	23.70	---	3	11	169
				March 2024	---	---	---	---	24.27	---	---	---	23.90	---	---	---	1
				June 2024	---	---	---	---	24.06	---	---	---	---	---	---	---	---
				September 2024	---	---	---	---	24.18	---	---	---	---	---	---	---	---
PIRAEUS FINANCIAL HOLD (CR)				(Contract Size: 100 Securities, Physical Delivery)													
3.172	3.138	3.146	0.38%	December 2023	3.17	3.17	3.14	3.16	3.16	---	---	---	3.36	---	65	1,432	68,845
				March 2024	3.17	3.20	3.16	3.19	3.19	---	---	---	3.32	---	30	418	1,879
				June 2024	---	---	---	---	3.17	---	---	---	---	---	---	---	---
				September 2024	---	---	---	---	3.18	---	---	---	---	---	---	---	---

Derivatives notes

Fixing prices and final open positions can be retrieved from the following path <http://www.helex.gr/el/web/guest/statistics-end-of-day-derivatives>

Underlying Asset				Derivatives Market													
Price max	Price min	Closing price	change	Delivery Month	Open price	Price max	Price min	Last price	Closing price	Last Bid	Last Ask	Fixing price*	Life high	Life low	Trades	Volume	Open Interest
PPC (CR)				(Contract Size: 100 Securities, Physical Delivery)													
10.76	10.64	10.73	0.85%	December 2023	10.75	10.76	10.69	10.76	10.76	---	---	---	10.92	---	107	620	24,534
				March 2024	10.90	10.94	10.85	10.91	10.91	---	---	---	11.10	---	35	191	2,184
				June 2024	---	---	---	---	10.76	---	---	---	---	---	---	---	---
				September 2024	---	---	---	---	10.81	---	---	---	---	---	---	---	---
QUEST HOLDINGS (CR)				(Contract Size: 100 Securities, Physical Delivery)													
5.75	5.57	5.75	1.23%	December 2023	---	---	---	---	5.52	---	---	---	6.25	---	---	---	103
				March 2024	---	---	---	---	5.67	---	---	---	5.67	---	---	---	1
				June 2024	---	---	---	---	5.74	---	---	---	---	---	---	---	---
				September 2024	---	---	---	---	5.77	---	---	---	---	---	---	---	---
TERNA ENERGY (CR)				(Contract Size: 100 Securities, Physical Delivery)													
15.93	15.45	15.62	-0.89%	December 2023	15.81	15.81	15.55	15.65	15.65	---	---	---	17.23	---	31	89	14,998
				March 2024	16.09	16.09	15.80	15.88	15.88	---	---	---	16.29	---	46	164	610
				June 2024	---	---	---	---	15.93	---	---	---	---	---	---	---	---
				September 2024	---	---	---	---	16.01	---	---	---	---	---	---	---	---
TITAN CEMENT (CB)				(Contract Size: 100 Securities, Physical Delivery)													
19.94	19.7	19.88	0.51%	December 2023	19.80	19.80	19.70	19.70	19.70	---	---	---	19.96	---	5	16	635
				March 2024	19.99	19.99	19.85	19.85	19.85	---	---	---	19.99	---	8	12	2
				June 2024	---	---	---	---	20.00	---	---	---	---	---	---	---	---
				September 2024	---	---	---	---	20.10	---	---	---	---	---	---	---	---
VIOHALCO SA/NV (CB)				(Contract Size: 100 Securities, Physical Delivery)													
5.41	5.31	5.36	-0.37%	December 2023	5.39	5.40	5.33	5.37	5.37	---	---	---	6.66	---	25	72	4,739
				March 2024	5.44	5.46	5.42	5.43	5.43	---	---	---	5.62	---	21	48	216
				June 2024	---	---	---	---	5.44	---	---	---	---	---	---	---	---
				September 2024	---	---	---	---	5.47	---	---	---	---	---	---	---	---

Derivatives notes

Fixing prices and final open positions can be retrieved from the following path <http://www.helex.gr/el/web/guest/statistics-end-of-day-derivatives>

FTSE/Athex Large Cap

(Trade Unit: 1 Index Point x 2€ - Exercise Style: European, Cash Settlement)

Call Options															Put Options																					
December 2023								January 2024								Other Months		December 2023								January 2024								Other Months		Exercise Price
Open price	Price max	Price min	Last price	Closing price	Volume	Open Interest	Open price	Price max	Price min	Last price	Closing price	Volume	Open Interest	Volume	Open Interest	Open price	Price max	Price min	Last price	Closing price	Volume	Open Interest	Open price	Price max	Price min	Last price	Closing price	Volume	Open Interest	Volume	Open Interest					
1,975	0.00	0.00	0.00	-	1,091.00	-	-	-	-	-	-	-	-	-	-	0.00	0.00	0.00	-	0.01	-	-	-	-	-	-	-	-	-	-	-	1,975				
2,000	0.00	0.00	0.00	-	1,066.00	-	-	-	-	-	-	-	-	-	-	0.00	0.00	0.00	-	0.01	-	-	-	-	-	-	-	-	-	-	-	2,000				
2,050	0.00	0.00	0.00	-	1,016.00	-	-	-	-	-	-	-	-	-	-	0.00	0.00	0.00	-	0.01	-	-	-	-	-	-	-	-	-	-	-	2,050				
2,100	0.00	0.00	0.00	-	966.00	-	-	-	-	-	-	-	-	-	-	0.00	0.00	0.00	-	0.01	-	-	-	-	-	-	-	-	-	-	-	2,100				
2,150	0.00	0.00	0.00	-	916.00	-	-	-	-	-	-	-	-	-	-	0.00	0.00	0.00	-	0.01	-	-	-	-	-	-	-	-	-	-	-	2,150				
2,200	0.00	0.00	0.00	-	867.00	-	-	-	-	-	-	-	-	-	-	0.00	0.00	0.00	-	0.01	-	-	-	-	-	-	-	-	-	-	-	2,200				
2,250	0.00	0.00	0.00	-	817.00	-	-	-	-	-	-	-	-	-	-	0.00	0.00	0.00	-	0.02	-	-	-	-	-	-	-	-	-	-	-	2,250				
2,300	0.00	0.00	0.00	-	767.00	-	-	-	-	-	-	-	-	-	-	0.00	0.00	0.00	-	0.01	-	-	-	-	-	-	-	-	-	-	-	2,300				
2,350	0.00	0.00	0.00	-	717.00	-	-	-	-	-	-	-	-	-	-	0.00	0.00	0.00	-	0.01	-	-	-	-	-	-	-	-	-	-	-	2,350				
2,400	0.00	0.00	0.00	-	667.00	-	-	-	-	-	-	-	-	-	-	0.00	0.00	0.00	-	0.02	-	-	-	-	-	-	-	-	-	-	-	2,400				
2,450	0.00	0.00	0.00	-	617.00	-	-	-	-	-	-	-	-	-	-	0.00	0.00	0.00	-	0.01	-	-	-	-	-	-	-	-	-	-	-	2,450				
2,500	0.00	0.00	0.00	-	567.00	-	-	-	-	-	-	-	-	-	-	0.00	0.00	0.00	-	0.02	-	-	-	-	-	-	-	-	-	-	-	2,500				
2,550	0.00	0.00	0.00	-	517.00	-	-	-	-	-	-	-	-	-	-	0.00	0.00	0.00	-	0.01	-	-	-	-	-	-	-	-	-	-	-	2,550				
2,600	0.00	0.00	0.00	-	467.00	-	-	-	-	-	-	-	-	-	-	0.00	0.00	0.00	-	0.01	-	-	-	-	-	-	-	-	-	-	-	2,600				
2,650	0.00	0.00	0.00	-	417.00	-	-	0.00	0.00	0.00	-	418.00	-	-	-	0.00	0.00	0.00	-	0.02	-	-	0.00	0.00	0.00	-	2.10	-	-	-	-	2,650				
2,700	0.00	0.00	0.00	-	367.00	-	-	0.00	0.00	0.00	-	370.00	-	-	-	0.00	0.00	0.00	-	0.01	-	-	0.00	0.00	0.00	-	4.00	-	-	-	-	2,700				
2,750	0.00	0.00	0.00	-	317.00	-	-	0.00	0.00	0.00	-	323.00	-	-	-	0.00	0.00	0.00	-	0.03	-	-	0.00	0.00	0.00	-	7.20	-	-	-	-	2,750				
2,800	0.00	0.00	0.00	-	267.00	-	20	0.00	0.00	0.00	-	278.00	-	-	-	0.00	0.00	0.00	-	0.15	-	-	0.00	0.00	0.00	-	12.25	-	-	-	-	2,800				
2,850	0.00	0.00	0.00	-	218.00	-	80	0.00	0.00	0.00	-	235.00	-	-	-	3.50	0.00	3.50	3.50	3.50	2	94	0.00	0.00	0.00	-	19.50	-	-	-	-	2,850				
2,900	0.00	0.00	0.00	-	169.00	-	40	0.00	0.00	0.00	-	196.00	-	-	-	0.00	0.00	0.00	-	2.50	-	40	0.00	0.00	0.00	-	29.75	-	-	-	-	2,900				
2,950	0.00	0.00	0.00	-	124.00	-	82	0.00	0.00	0.00	-	160.00	-	-	-	0.00	0.00	0.00	-	7.10	-	121	0.00	0.00	0.00	-	43.75	-	-	-	-	2,950				
3,000	0.00	0.00	0.00	-	84.00	-	300	0.00	0.00	0.00	-	128.00	-	41	-	0.00	0.00	0.00	-	17.00	-	242	53.00	53.00	53.00	53.00	53.00	20	5	-	-	3,000				
3,050	0.00	0.00	0.00	-	52.00	-	501	0.00	0.00	0.00	-	100.00	-	20	-	25.25	0.00	25.25	25.25	25.25	1	512	0.00	0.00	0.00	-	83.50	-	20	-	-	3,050				
3,100	0.00	0.00	0.00	-	28.75	-	58	0.00	0.00	0.00	-	76.50	-	60	-	0.00	0.00	0.00	-	61.50	-	82	0.00	0.00	0.00	-	110.00	-	21	-	-	3,100				
3,150	16.00	17.00	16.00	17.00	17.00	3	113	0.00	0.00	0.00	-	57.50	-	-	-	0.00	17.00	0.00	-	97.00	-	-	0.00	0.00	0.00	-	141.00	-	-	-	-	3,150				
3,200	0.00	0.00	0.00	-	6.00	-	-	0.00	0.00	0.00	-	42.00	-	-	-	0.00	0.00	0.00	-	139.00	-	-	0.00	0.00	0.00	-	175.00	-	20	-	-	3,200				
3,250	0.00	0.00	0.00	-	2.30	-	100	0.00	0.00	0.00	-	30.00	-	-	-	0.00	0.00	0.00	-	185.00	-	-	0.00	0.00	0.00	-	213.00	-	-	-	-	3,250				
3,300	0.00	0.00	0.00	-	0.75	-	-	0.00	0.00	0.00	-	20.75	-	-	-	0.00	0.00	0.00	-	234.00	-	-	0.00	0.00	0.00	-	254.00	-	-	-	-	3,300				
3,350	0.00	0.00	0.00	-	0.22	-	-	0.00	0.00	0.00	-	14.25	-	-	-	0.00	0.00	0.00	-	283.00	-	-	0.00	0.00	0.00	-	297.00	-	-	-	-	3,350				
3,400	0.00	0.00	0.00	-	0.05	-	-	-	-	-	-	-	-	-	-	0.00	0.00	0.00	-	333.00	-	-	-	-	-	-	-	-	-	-	-	3,400				
3,450	0.00	0.00	0.00	-	0.01	-	-	-	-	-	-	-	-	-	-	0.00	0.00	0.00	-	383.00	-	-	-	-	-	-	-	-	-	-	-	3,450				
3,500	0.00	0.00	0.00	-	0.01	-	-	-	-	-	-	-	-	-	-	0.00	0.00	0.00	-	433.00	-	-	-	-	-	-	-	-	-	-	-	3,500				
Totals:						3	1,294							0	121	0	0							3	1,091							20	66	0	0	
Number of Trades:						2							0	0							2							1	0							

ALPHA SERVICES HOLD (CR)

(Contract Size: 100 Securities, Exercise Style: American, Physical Delivery)

Call Options														Put Options																			
December 2023							January 2024							Other Months		December 2023							January 2024							Other Months		Exercise Price	
Open price	Price max	Price min	Last price	Closing price	Volume	Open Interest	Open price	Price max	Price min	Last price	Closing price	Volume	Open Interest	Volume	Open Interest	Open price	Price max	Price min	Last price	Closing price	Volume	Open Interest	Open price	Price max	Price min	Last price	Closing price	Volume	Open Interest	Volume	Open Interest		
0.750	0.000	0.000	0.000	0.760	-	-										0.000	0.000	0.000	0.002	-	-											0.008	
0.800	0.000	0.000	0.000	0.710	-	-										0.000	0.000	0.000	0.001	-	-											0.008	
0.850	0.000	0.000	0.000	0.660	-	-										0.000	0.000	0.000	0.001	-	-											0.009	
0.900	0.000	0.000	0.000	0.610	-	-	0.000	0.000	0.000	0.612	-	-				0.000	0.000	0.000	0.001	-	-	0.000	0.000	0.000	0.001	-	-					0.009	
0.950	0.000	0.000	0.000	0.561	-	-	0.000	0.000	0.000	0.562	-	-				0.000	0.000	0.000	0.001	-	-	0.000	0.000	0.000	0.001	-	-					0.010	
1.000	0.000	0.000	0.000	0.511	-	-	0.000	0.000	0.000	0.513	-	-				0.000	0.000	0.000	0.001	-	-	0.000	0.000	0.000	0.001	-	-					0.010	
1.100	0.000	0.000	0.000	0.411	-	-	0.000	0.000	0.000	0.413	-	-				0.000	0.000	0.000	0.001	-	-	0.000	0.000	0.000	0.001	-	-					0.011	
1.200	0.000	0.000	0.000	0.311	-	-	0.000	0.000	0.000	0.314	-	-				0.000	0.000	0.000	0.001	-	-	0.000	0.000	0.000	0.001	-	-					0.012	
1.300	0.000	0.000	0.000	0.215	-	-	0.000	0.000	0.000	0.221	-	-				0.000	0.000	0.000	0.004	-	-	0.000	0.000	0.000	0.008	-	-					0.013	
1.400	0.000	0.000	0.000	0.129	-	-	0.000	0.000	0.000	0.140	-	-				0.000	0.000	0.000	0.018	-	-	0.000	0.000	0.000	0.026	-	-					0.014	
1.500	0.000	0.000	0.000	0.065	-	-	0.000	0.000	0.000	0.078	-	-				0.000	0.000	0.000	0.054	-	-	0.000	0.000	0.000	0.065	-	-					0.015	
1.600	0.000	0.000	0.000	0.027	-	-	0.000	0.000	0.000	0.038	-	-				0.000	0.000	0.000	0.116	-	-	0.000	0.000	0.000	0.125	-	-					0.016	
1.700	0.000	0.000	0.000	0.009	-	-	0.000	0.000	0.000	0.017	-	-				0.000	0.000	0.000	0.198	-	-	0.000	0.000	0.000	0.203	-	-					0.017	
1.800	0.000	0.000	0.000	0.002	-	-	0.000	0.000	0.000	0.006	-	-				0.000	0.000	0.000	0.292	-	-	0.000	0.000	0.000	0.294	-	-					0.018	
1.900	0.000	0.000	0.000	0.001	-	-	0.000	0.000	0.000	0.002	-	-				0.000	0.000	0.000	0.390	-	-	0.000	0.000	0.000	0.390	-	-					0.019	
2.000	0.000	0.000	0.000	0.001	-	-	0.000	0.000	0.000	0.001	-	-				0.000	0.000	0.000	0.490	-	-	0.000	0.000	0.000	0.490	-	-					0.020	
2.200	0.000	0.000	0.000	0.001	-	-	0.000	0.000	0.000	0.001	-	-				0.000	0.000	0.000	0.690	-	-	0.000	0.000	0.000	0.690	-	-					0.022	
2.400	0.000	0.000	0.000	0.001	-	-										0.000	0.000	0.000	0.890	-	-											0.024	
Totals:					0	0										0	0																
Number of Trades:					0										0																		

NATIONAL BANK (CR)

(Contract Size: 100 Securities, Exercise Style: American, Physical Delivery)

Call Options														Put Options																		
December 2023							January 2024							Other Months		December 2023							January 2024							Other Months		Exercise Price
Open price	Price max	Price min	Last price	Closing price	Volume	Open Interest	Open price	Price max	Price min	Last price	Closing price	Volume	Open Interest	Volume	Open Interest	Open price	Price max	Price min	Last price	Closing price	Volume	Open Interest	Open price	Price max	Price min	Last price	Closing price	Volume	Open Interest	Volume	Open Interest	
2.600	0.000	0.000	0.000	3.50	-	-										0.000	0.000	0.000	0.001	-	-											0.026
2.800	0.000	0.000	0.000	3.30	-	-										0.000	0.000	0.000	0.001	-	-											0.028
3.000	0.000	0.000	0.000	3.10	-	-										0.000	0.000	0.000	0.001	-	-											0.030
3.200	0.000	0.000	0.000	2.90	-	-										0.000	0.000	0.000	0.001	-	-											0.032
3.400	0.000	0.000	0.000	2.70	-	-										0.000	0.000	0.000	0.001	-	-											0.034
3.600	0.000	0.000	0.000	2.50	-	-	0.000	0.000	0.000		2.51	-	-			0.000	0.000	0.000	0.001	-	-	0.000	0.000	0.000		0.001	-	-			0.036	
3.800	0.000	0.000	0.000	2.30	-	-	0.000	0.000	0.000		2.31	-	-			0.000	0.000	0.000	0.001	-	-	0.000	0.000	0.000		0.001	-	-			0.038	
4.000	0.000	0.000	0.000	2.10	-	-	0.000	0.000	0.000		2.11	-	-			0.000	0.000	0.000	0.001	-	-	0.000	0.000	0.000		0.001	-	-			0.040	
4.400	0.000	0.000	0.000	1.70	-	-	0.000	0.000	0.000		1.71	-	-			0.000	0.000	0.000	0.002	-	-	0.000	0.000	0.000		0.003	-	-			0.044	
4.800	0.000	0.000	0.000	1.30	-	-	0.000	0.000	0.000		1.33	-	-			0.000	0.000	0.000	0.001	-	-	0.000	0.000	0.000		0.017	-	-			0.048	
5.200	0.000	0.000	0.000	0.904	-	-	0.000	0.000	0.000		0.971	-	-			0.000	0.000	0.000	0.001	-	820	0.000	0.000	0.000		0.058	-	-			0.052	
5.600	0.000	0.000	0.000	0.521	-	55	0.000	0.000	0.000		0.661	-	-			0.000	0.000	0.000	0.018	-	72	0.000	0.000	0.000		0.147	-	-			0.056	
6.000	0.000	0.000	0.000	0.217	-	11	0.000	0.000	0.000		0.420	-	-			0.000	0.000	0.000	0.114	-	565	0.000	0.000	0.000		0.306	-	-			0.060	
6.400	0.000	0.000	0.000	0.058	-	33	0.000	0.000	0.000		0.245	-	22			0.000	0.000	0.000	0.355	-	2	0.000	0.000	0.000		0.530	-	-			0.064	
6.800	0.000	0.000	0.000	0.009	-	-	0.000	0.000	0.000		0.134	-	11			0.000	0.000	0.000	0.707	-	-	0.000	0.000	0.000		0.820	-	-			0.068	
7.200	0.000	0.000	0.000	0.001	-	-	0.000	0.000	0.000		0.066	-	-			0.000	0.000	0.000	1.10	-	-	0.000	0.000	0.000		1.15	-	-			0.072	
7.600	0.000	0.000	0.000	0.001	-	-	0.000	0.000	0.000		0.032	-	-			0.000	0.000	0.000	1.50	-	-	0.000	0.000	0.000		1.52	-	-			0.076	
8.000	0.000	0.000	0.000	0.001	-	-	0.000	0.000	0.000		0.014	-	-			0.000	0.000	0.000	1.90	-	-	0.000	0.000	0.000		1.91	-	-			0.080	
8.400	0.000	0.000	0.000	0.001	-	-	0.000	0.000	0.000		0.006	-	-			0.000	0.000	0.000	2.30	-	-	0.000	0.000	0.000		2.30	-	-			0.084	
Totals:					0	99						0	33	0	0							0	1,459						0	3	0	0
Number of Trades:					0							0		0								0.00						0		0		

OPAP (CR)

(Contract Size: 100 Securities, Exercise Style: American, Physical Delivery)

Exercise Price	Call Options													Put Options																		
	December 2023						January 2024						Other Months		December 2023						January 2024						Other Months		Exercise Price			
	Open price	Price max	Price min	Last price	Closing price	Volume	Open Interest	Open price	Price max	Price min	Last price	Closing price	Volume	Open Interest	Volume	Open Interest	Open price	Price max	Price min	Last price	Closing price	Volume	Open Interest	Open price	Price max	Price min	Last price	Closing price		Volume	Open Interest	Volume
9.200	0.000	0.000	0.000		5.78	-	-						-	-			0.000	0.000	0.000		0.001	-	-			-	-					
9.600	0.000	0.000	0.000		5.38	-	-	0.000	0.000	0.000		5.39	-	-			0.000	0.000	0.000		0.001	-	-	0.000	0.000	0.000		0.001	-	-		0.096
10.000	0.000	0.000	0.000		4.98	-	-	0.000	0.000	0.000		4.99	-	-			0.000	0.000	0.000		0.001	-	-	0.000	0.000	0.000		0.001	-	-		0.100
11.000	0.000	0.000	0.000		3.98	-	-	0.000	0.000	0.000		4.00	-	-			0.000	0.000	0.000		0.001	-	-	0.000	0.000	0.000		0.001	-	-		0.110
12.000	0.000	0.000	0.000		2.98	-	-	0.000	0.000	0.000		3.00	-	-			0.000	0.000	0.000		0.001	-	-	0.000	0.000	0.000		0.001	-	-		0.120
13.000	0.000	0.000	0.000		1.98	-	-	0.000	0.000	0.000		2.02	-	-			0.000	0.000	0.000		0.001	-	-	0.000	0.000	0.000		0.020	-	-		0.130
14.000	0.000	0.000	0.000		0.994	-	-	0.000	0.000	0.000		1.14	-	-			0.000	0.000	0.000		0.016	-	-	0.000	0.000	0.000		0.140	-	-		0.140
15.000	0.000	0.000	0.000		0.249	-	-	0.000	0.000	0.000		0.504	-	-			0.000	0.000	0.000		0.271	-	-	0.000	0.000	0.000		0.499	-	-		0.150
16.000	0.000	0.000	0.000		0.019	-	167	0.000	0.000	0.000		0.167	-	-			0.000	0.000	0.000		1.04	-	-	0.000	0.000	0.000		1.16	-	-		0.160
17.000	0.000	0.000	0.000		0.001	-	-	0.000	0.000	0.000		0.041	-	-			0.000	0.000	0.000		2.03	-	-	0.000	0.000	0.000		2.05	-	-		0.170
18.000	0.000	0.000	0.000		0.001	-	-	0.000	0.000	0.000		0.007	-	-			0.000	0.000	0.000		3.03	-	-	0.000	0.000	0.000		3.03	-	-		0.180
19.000	0.000	0.000	0.000		0.001	-	-	0.000	0.000	0.000		0.001	-	-			0.000	0.000	0.000		4.03	-	-	0.000	0.000	0.000		4.03	-	-		0.190
20.000	0.000	0.000	0.000		0.006	-	-	0.000	0.000	0.000		0.001	-	-			0.000	0.000	0.000		5.03	-	-	0.000	0.000	0.000		5.03	-	-		0.200
22.000	0.000	0.000	0.000		0.001	-	-	0.000	0.000	0.000		0.001	-	-			0.000	0.000	0.000		7.03	-	-	0.000	0.000	0.000		7.03	-	-		0.220
24.000	0.000	0.000	0.000		0.001	-	-					-	-			0.000	0.000	0.000		9.03	-	-					-	-			0.240	
Totals:						0	167					0	0	0	0						0	0						0	0	0	0	
Number of Trades:							0						0		0							0.00						0		0		

OTE (CR)

(Contract Size: 100 Securities, Exercise Style: American, Physical Delivery)

Call Options														Put Options																		
December 2023							January 2024							Other Months		December 2023							January 2024							Other Months		Exercise Price
Open price	Price max	Price min	Last price	Closing price	Volume	Open Interest	Open price	Price max	Price min	Last price	Closing price	Volume	Open Interest	Volume	Open Interest	Open price	Price max	Price min	Last price	Closing price	Volume	Open Interest	Open price	Price max	Price min	Last price	Closing price	Volume	Open Interest	Volume	Open Interest	
9.200	0.000	0.000	0.000	3.85	-	-	0.000	0.000	0.000	3.86	-	-				0.000	0.000	0.000	0.001	-	-	0.000	0.000	0.000	0.001	-	-				0.092	
9.600	0.000	0.000	0.000	3.45	-	-	0.000	0.000	0.000	3.46	-	-				0.000	0.000	0.000	0.001	-	-	0.000	0.000	0.000	0.001	-	-				0.096	
10.000	0.000	0.000	0.000	3.05	-	-	0.000	0.000	0.000	3.07	-	-				0.000	0.000	0.000	0.001	-	-	0.000	0.000	0.000	0.001	-	-				0.100	
11.000	0.000	0.000	0.000	2.05	-	-	0.000	0.000	0.000	2.07	-	-				0.000	0.000	0.000	0.001	-	-	0.000	0.000	0.000	0.007	-	-				0.110	
12.000	0.000	0.000	0.000	1.05	-	-	0.000	0.000	0.000	1.15	-	-				0.000	0.000	0.000	0.004	-	-	0.000	0.000	0.000	0.084	-	-				0.120	
13.000	0.000	0.000	0.000	0.240	-	16	0.000	0.000	0.000	0.470	-	-				0.000	0.000	0.000	0.193	-	1	0.000	0.000	0.000	0.400	-	-				0.130	
14.000	0.000	0.000	0.000	0.010	-	-	0.000	0.000	0.000	0.129	-	-				0.000	0.000	0.000	0.966	-	-	0.000	0.000	0.000	1.06	-	-				0.140	
15.000	0.000	0.000	0.000	0.001	-	5	0.000	0.000	0.000	0.023	-	-				0.000	0.000	0.000	1.96	-	-	0.000	0.000	0.000	1.97	-	-				0.150	
16.000	0.000	0.000	0.000	0.006	-	-	0.000	0.000	0.000	0.003	-	-				0.000	0.000	0.000	2.96	-	-	0.000	0.000	0.000	2.96	-	-				0.160	
17.000	0.000	0.000	0.000	0.002	-	-	0.000	0.000	0.000	0.001	-	-				0.000	0.000	0.000	3.96	-	-	0.000	0.000	0.000	3.96	-	-				0.170	
18.000	0.000	0.000	0.000	0.001	-	-	0.000	0.000	0.000	0.001	-	-				0.000	0.000	0.000	4.96	-	-	0.000	0.000	0.000	4.96	-	-				0.180	
19.000	0.000	0.000	0.000	0.001	-	-	0.000	0.000	0.000	0.001	-	-				0.000	0.000	0.000	5.96	-	-	0.000	0.000	0.000	5.96	-	-				0.190	
20.000	0.000	0.000	0.000	0.001	-	-					-	-				0.000	0.000	0.000	6.96	-	-					-	-				0.200	
22.000	0.000	0.000	0.000	0.001	-	-					-	-				0.000	0.000	0.000	8.96	-	-					-	-				0.220	
Totals:					0	21					0	0	0	0							0	1										
Number of Trades:					0						0		0								0.00											

PIRAEUS FINANCIAL HOLD (CR)

(Contract Size: 100 Securities, Exercise Style: American, Physical Delivery)

Call Options																Put Options																	
December 2023								January 2024								Other Months		December 2023						January 2024					Other Months		Exercise Price		
Open price	Price max	Price min	Last price	Closing price	Volume	Open Interest	Open price	Price max	Price min	Last price	Closing price	Volume	Open Interest	Volume	Open Interest	Open price	Price max	Price min	Last price	Closing price	Volume	Open Interest	Open price	Price max	Price min	Last price	Closing price	Volume	Open Interest	Volume		Open Interest	
0.950	0.000	0.000	0.000	2.18	-	-										0.000	0.000	0.000	0.001	-	-											0.010	
1.000	0.000	0.000	0.000	2.13	-	-										0.000	0.000	0.000	0.001	-	-											0.010	
1.100	0.000	0.000	0.000	2.03	-	-										0.000	0.000	0.000	0.001	-	-											0.011	
1.200	0.000	0.000	0.000	1.93	-	-										0.000	0.000	0.000	0.001	-	-											0.012	
1.300	0.000	0.000	0.000	1.83	-	-										0.000	0.000	0.000	0.001	-	-											0.013	
1.400	0.000	0.000	0.000	1.73	-	-										0.000	0.000	0.000	0.001	-	-											0.014	
1.500	0.000	0.000	0.000	1.63	-	-										0.000	0.000	0.000	0.001	-	-											0.015	
1.600	0.000	0.000	0.000	1.53	-	-										0.000	0.000	0.000	0.001	-	-											0.016	
1.700	0.000	0.000	0.000	1.43	-	-										0.000	0.000	0.000	0.001	-	-											0.017	
1.800	0.000	0.000	0.000	1.33	-	-										0.000	0.000	0.000	0.001	-	-											0.018	
1.900	0.000	0.000	0.000	1.23	-	-	0.000	0.000	0.000		1.23	-	-			0.000	0.000	0.000	0.001	-	-	0.000	0.000	0.000		0.001	-	-			0.019		
2.000	0.000	0.000	0.000	1.13	-	-	0.000	0.000	0.000		1.14	-	-			0.000	0.000	0.000	0.001	-	-	0.000	0.000	0.000		0.001	-	-			0.020		
2.200	0.000	0.000	0.000	0.931	-	-	0.000	0.000	0.000		0.936	-	-			0.000	0.000	0.000	0.002	-	-	0.000	0.000	0.000		0.001	-	-			0.022		
2.400	0.000	0.000	0.000	0.731	-	-	0.000	0.000	0.000		0.741	-	-			0.000	0.000	0.000	0.001	-	-	0.000	0.000	0.000		0.005	-	-			0.024		
2.600	0.000	0.000	0.000	0.532	-	-	0.000	0.000	0.000		0.554	-	-			0.000	0.000	0.000	0.001	-	-	0.000	0.000	0.000		0.018	-	-			0.026		
2.800	0.000	0.000	0.000	0.336	-	-	0.000	0.000	0.000		0.388	-	-			0.000	0.000	0.000	0.004	-	-	0.000	0.000	0.000		0.051	-	-			0.028		
3.000	0.000	0.000	0.000	0.165	-	-	0.000	0.000	0.000		0.251	-	-			0.000	0.000	0.000	0.033	-	-	0.000	0.000	0.000		0.114	-	-			0.030		
3.200	0.000	0.000	0.000	0.055	-	-	0.000	0.000	0.000		0.151	-	-			0.000	0.000	0.000	0.124	-	-	0.000	0.000	0.000		0.214	-	-			0.032		
3.400	0.000	0.000	0.000	0.012	-	-	0.000	0.000	0.000		0.083	-	-			0.000	0.000	0.000	0.281	-	-	0.000	0.000	0.000		0.346	-	-			0.034		
3.600	0.000	0.000	0.000	0.002	-	-	0.000	0.000	0.000		0.043	-	-			0.000	0.000	0.000	0.471	-	-	0.000	0.000	0.000		0.506	-	-			0.036		
3.800	0.000	0.000	0.000	0.001	-	-	0.000	0.000	0.000		0.020	-	-			0.000	0.000	0.000	0.670	-	-	0.000	0.000	0.000		0.684	-	-			0.038		
4.000	0.000	0.000	0.000	0.002	-	-	0.000	0.000	0.000		0.009	-	-			0.000	0.000	0.000	0.870	-	-	0.000	0.000	0.000		0.874	-	-			0.040		
4.400	0.000	0.000	0.000	0.001	-	-	0.000	0.000	0.000		0.002	-	-			0.000	0.000	0.000	1.27	-	-	0.000	0.000	0.000		1.27	-	-			0.044		
4.800	0.000	0.000	0.000	0.001	-	-										0.000	0.000	0.000	1.67	-	-										0.048		
5.200	0.000	0.000	0.000	0.001	-	-										0.000	0.000	0.000	2.07	-	-										0.052		
Totals:					0	0						0	0	0	0							0	0										0
Number of Trades:					0							0		0								0.00											0

PPC (CR)

(Contract Size: 100 Securities, Exercise Style: American, Physical Delivery)

Exercise Price	Call Options														Put Options																		
	December 2023						January 2024						Other Months		December 2023						January 2024						Other Months		Exercise Price				
	Open price	Price max	Price min	Last price	Closing price	Volume	Open Interest	Open price	Price max	Price min	Last price	Closing price	Volume	Open Interest	Volume	Open Interest	Open price	Price max	Price min	Last price	Closing price	Volume	Open Interest	Open price	Price max	Price min	Last price	Closing price		Volume	Open Interest	Volume	Open Interest
4.400	0.000	0.000	0.000	6.24	-	-											0.000	0.000	0.000	0.001	-	-											
4.800	0.000	0.000	0.000	5.84	-	-											0.000	0.000	0.000	0.001	-	-											0.048
5.200	0.000	0.000	0.000	5.44	-	-											0.000	0.000	0.000	0.001	-	-											0.052
5.600	0.000	0.000	0.000	5.04	-	-											0.000	0.000	0.000	0.001	-	-											0.056
6.000	0.000	0.000	0.000	4.64	-	-											0.000	0.000	0.000	0.001	-	-											0.060
6.400	0.000	0.000	0.000	4.24	-	-											0.000	0.000	0.000	0.001	-	-											0.064
6.800	0.000	0.000	0.000	3.84	-	-											0.000	0.000	0.000	0.001	-	-											0.068
7.200	0.000	0.000	0.000	3.44	-	-	0.000	0.000	0.000		3.46	-	-				0.000	0.000	0.000	0.001	-	-	0.000	0.000	0.000	0.001	-	-					0.072
7.600	0.000	0.000	0.000	3.04	-	-	0.000	0.000	0.000		3.06	-	-				0.000	0.000	0.000	0.001	-	-	0.000	0.000	0.000	0.001	-	-					0.076
8.000	0.000	0.000	0.000	2.64	-	-	0.000	0.000	0.000		2.66	-	-				0.000	0.000	0.000	0.001	-	-	0.000	0.000	0.000	0.004	-	-					0.080
8.400	0.000	0.000	0.000	2.24	-	-	0.000	0.000	0.000		2.27	-	-				0.000	0.000	0.000	0.001	-	-	0.000	0.000	0.000	0.013	-	-					0.084
8.800	0.000	0.000	0.000	1.84	-	-	0.000	0.000	0.000		1.90	-	-				0.000	0.000	0.000	0.001	-	-	0.000	0.000	0.000	0.034	-	-					0.088
9.200	0.000	0.000	0.000	1.45	-	-	0.000	0.000	0.000		1.54	-	-				0.000	0.000	0.000	0.001	-	-	0.000	0.000	0.000	0.073	-	-					0.092
9.600	0.000	0.000	0.000	1.05	-	4	0.000	0.000	0.000		1.21	-	-				0.000	0.000	0.000	0.007	-	-	0.000	0.000	0.000	0.144	-	-					0.096
10.000	0.000	0.000	0.000	0.684	-	3	0.000	0.000	0.000		0.919	-	-				0.000	0.000	0.000	0.038	-	-	0.000	0.000	0.000	0.255	-	-					0.100
11.000	0.000	0.000	0.000	0.105	-	6	0.000	0.000	0.000		0.393	-	-				0.000	0.000	0.000	0.459	-	-	0.000	0.000	0.000	0.728	-	-					0.110
12.000	0.000	0.000	0.000	0.004	-	-	0.000	0.000	0.000		0.136	-	-				0.000	0.000	0.000	1.36	-	-	0.000	0.000	0.000	1.47	-	-					0.120
13.000	0.000	0.000	0.000	0.001	-	-	0.000	0.000	0.000		0.037	-	-				0.000	0.000	0.000	2.36	-	-	0.000	0.000	0.000	2.38	-	-					0.130
14.000	0.000	0.000	0.000	0.001	-	-	0.000	0.000	0.000		0.008	-	-				0.000	0.000	0.000	3.36	-	-	0.000	0.000	0.000	3.36	-	-					0.140
15.000	0.000	0.000	0.000	0.001	-	-	0.000	0.000	0.000		0.002	-	-				0.000	0.000	0.000	4.36	-	-	0.000	0.000	0.000	4.36	-	-					0.150
16.000	0.000	0.000	0.000	0.001	-	-	0.000	0.000	0.000		0.001	-	-				0.000	0.000	0.000	5.36	-	-	0.000	0.000	0.000	5.36	-	-					0.160
Totals:						0	13					0	0	0							0	0											
Number of Trades:						0						0	0	0							0.00												

Lending Products	Underlying Title	Open Interest[5]	Multilateral Transactions[1]				Bilateral Transactions[2]		Stock Borrowing through OTC (volume)[3]	
			Volume(Offered)	Average Weighted	Transactions volume	Average Weighted	Transactions Volume	Average Weighted	Transactions Volume	
ADMIEBOR	ADMIE (IPTO) HOLDING S.A. (CR)	1,000	---	---	---	---	---	---	188,669	
AEGNBOR	AEGEAN AIRLINES (CR)	148	---	---	---	---	---	---	165,192	
AETFBOR	ALPHA ETF FTSE Athex Large Cap	---	---	---	---	---	---	---	---	
ALPHABOR	ALPHA SERVICES HOLD (CR)	36,070	---	---	---	---	---	---	57,279,561	
OTOELBOR	AUTOHELLAS SA (CR)	1,500	---	---	---	---	---	---	100,375	
AVAXBOR	AVAX S.A. (CR)	---	---	---	---	---	---	---	---	
EEEBOR	CC HBC AG (CR)	8,233	---	---	---	---	---	---	42,277	
CENERBOR	CENERGY HOLDINGS (CB)	922	---	---	---	---	---	---	73,745	
ELLAKTORBOR	ELLAKTOR (CR)	12,681	---	---	---	---	---	---	24,837	
ELHABOR	ELVALHALCOR (CR)	2,298	---	---	---	---	---	---	64,887	
EUROBBOR	EUROBANK HOLDINGS (CR)	190,000	---	---	18,000	5.48%	---	---	34,740,736	
EYDAPBOR	EYDAP S.A. (CR)	845	---	---	---	---	---	---	226,962	
FFGRPBOR	FOLLI FOLLIE (CR)	---	---	---	---	---	---	---	886,279	
FOYRKBOR	FOURLIS (CR)	230	---	---	---	---	---	---	11,875	
GEKTERNABOR	GEK TERNA (CR)	---	---	---	---	---	---	---	3,698	
SARBOR	GR. SARANTIS S.A. (CR)	1,949	---	---	---	---	---	---	18,351	
EXAEBOR	HELLENIC EXCHANGES-A.S.E. (CR)	4,200	---	---	---	---	---	---	167,047	
ELPEBOR	HELLENIQ ENERGY (CR)	93,498	---	---	---	---	---	---	1,025,852	
INTRKBOR	INTRACOM HOLDINGS (CR)	---	---	---	---	---	---	---	---	
INKATBOR	INTRAKAT (CR)	---	---	---	---	---	---	---	---	
BELABOR	JUMBO SA (CR)	2,575	---	---	---	---	---	---	199,947	
LAMDABOR	LAMDA DEVELOPMENT SA (CR)	400	---	---	---	---	---	---	394,813	
MIGBOR	MIG (CR)	1,992	---	---	---	---	---	---	40,179	
MOHBOR	MOTOR OIL (CR)	24,301	---	---	---	---	---	---	428,026	
MYTILBOR	MYTILINEOS (CR)	4,461	---	---	---	---	---	---	185,779	
ETEBOR	NATIONAL BANK (CR)	8,063	---	---	---	---	---	---	18,456,228	
OPAPBOR	OPAP (CR)	4,500	---	---	---	---	---	---	1,636,665	
OPTIMABOR	OPTIMA BANK (CR)	---	---	---	---	---	---	---	14,000	
HTOBOR	OTE (CR)	14,156	---	---	---	---	---	---	1,495,482	
PPABOR	P.P.A. S.A. (CR)	2,600	---	---	---	---	---	---	70,287	
TPEIRBOR	PIRAEUS FINANCIAL HOLD (CR)	5,000	---	---	---	---	---	---	1,028,875	

Stock Lending Notes

[1] - Multilateral contracts Lending or Borrowing as per Methods 8-1, 8-2 and 8-3-3 (According to ATHEX BoD Resolution No.17)

[2] - Bilateral Contracts Lending or Borrowing as per Methods 8-3-1 and 8-3-2 (According to ATHEX BoD Resolution No.20)

[3] - The information concerning OTC Stock Borrowing Transactions is based on the statements of the Dematerialised Securities System (DSS) operators involved and refers to volumes that have been registered up until the previous working day.

[4] - Average Price (Volume weighted)

[5] - The Data concerning Open Interest before the start of trading session

Lending Products	Underlying Title	Open Interest[5]	Multilateral Transactions[1]				Bilateral Transactions[2]		Stock Borrowing through OTC (volume)[3]	
			Volume(Offered)	Average Weighted	Transactions volume	Average Weighted	Transactions Volume	Average Weighted	Transactions Volume	
PPCBOR	PPC (CR)	2,000	---	---	---	---	---	---	1,278,881	
QUALBOR	QUALITY & RELIABILITY SA (CR)	---	---	---	---	---	---	---	---	
QUESTBOR	QUEST HOLDINGS (CR)	391	---	---	---	---	---	---	46,566	
TENERGYBOR	TERNA ENERGY (CR)	---	---	---	---	---	---	---	273,561	
TITCBOR	TITAN CEMENT (CB)	5,468	---	---	---	---	---	---	229,973	
VIOBOR	VIOHALCO SA/NV (CB)	744	---	---	---	---	---	---	---	

Stock Lending Notes

[1] - Multilateral contracts Lending or Borrowing as per Methods 8-1, 8-2 and 8-3-3 (According to ATHEX BoD Resolution No.17)

[2] - Bilateral Contracts Lending or Borrowing as per Methods 8-3-1 and 8-3-2 (According to ATHEX BoD Resolution No.20)

[3] - The information concerning OTC Stock Borrowing Transactions is based on the statements of the Dematerialised Securities System (DSS) operators involved and refers to volumes that have been registered up until the previous working day.

[4] - Average Price (Volume weighted)

[5] - The Data concerning Open Interest before the start of trading session

Sectors codification for listed companies

12003-	ETF	10101010	Computer Services
10101015	Software	10102030	Computer Hardware
15101010	Telecommunications Equipment	15102015	Telecommunications Services
20101010	Health Care Facilities	20101025	Health Care Services
20102010	Medical Equipment	20103015	Pharmaceuticals
30101010	Banks	30202000	Diversified Financial Services
30202010	Asset Managers & Custodians	30202015	Investment Services
30204000	Closed End Investments	30302010	Full Line Insurance
30302015	Insurance Brokers	30302025	Property and Casualty Insurance
35101010	Real Estate Holding and Development	35101015	Real Estate Services
35102000	Diversified REITs	35102030	Office REITs
35102045	Retail REITs.	40201040	Rental & Leasing Services: Consumer
40202010	Home Construction	40202015	Household Furnishings
40202020	Household Appliance	40203040	Electronic Entertainment
40204020	Clothing & Accessories	40301010	Entertainment
40301030	Publishing	40301035	Radio & TV Broadcasters
40401010	Diversified Retailers	40401020	Apparel Retailers
40401025	Home Improvement Retailers	40401030	Specialty Retailers
40501010	Airlines	40501015	Travel & Tourism
40501020	Casinos & Gambling	40501025	Hotels & Motels
45101015	Distillers & Vintners	45101020	Soft Drinks
45102010	Farming Fishing Ranching & Plantations	45102020	Food Products
45103010	Tobacco	45201010	Food Retailers & Wholesalers
45201020	Personal Products	50101010	Construction
50101020	Building Roof/Wallboard and Plumbing	50101030	Cement
50101035	Building Materials: Other	50202010	Electrical Components
50203000	Diversified Industrials	50203015	Plastics
50203030	Containers & Packaging	50204000	Machinery: Industrial
50204020	Machinery: Construction & Handling	50205010	Industrial Suppliers
50205020	Back Office Support HR & Consulting	50205030	Forms & Bulk Printing Services
50206015	Commercial Vehicles & Parts	50206030	Marine Transportation
50206060	Transportation Services	55101000	Diversified Materials
55101020	Textile Products	55102000	General Mining
55102010	Iron & Steel	55102015	Metal Fabricating
55102035	Aluminum	60101020	Oil Refining and Marketing
65101010	Alternative Electricity	65101015	Conventional Electricity
65102030	Water		



ATHEX
Athens Stock Exchange

Λεωφ. Αθηνών 110 104 42 Αθήνα
110, Athinon Ave. GR 104 42 Athens
tel. (+30)210-33.66.800, fax (+30)210-33.66.101
www.athexgroup.gr