

23

Ημερήσιο Δελτίο
Συναλλακτικής Δραστηριότητας

Daily Official List
of Trading Activity

Thursday, 30 November, 2023

Year: 144 Trading Day No: 230



ATHEXGROUP
Athens Exchange Group

Disclaimer:

Hellenic Exchanges-Athens Stock Exchange S.A endeavours to ensure that the data and other material ("Information") presented on the Daily Official List are accurate and complete, but it is not liable for any errors or omissions of data or /and for the accuracy, credibility, updating and completeness of the aforesaid information nor it has any liability arising directly or indirectly from the use of the above Information.

The Company is not liable for the accuracy of the data included in listed companies' announcements. Only the sender of such an announcement is fully and solely liable for any infringement of third party's rights from the content of such announcement. All contents of the Daily Official List are provided only for information purposes and do not constitute investment advice or solicitation to invest in securities or other products listed for trading on the Exchange.

You acknowledge and agree that the Company is the owner of any property rights related to any Information appearing on the Daily Official List including intellectual property rights copyright, trademarks, etc.

The above data are a property of the Hellenic Exchanges-Athens Exchange and are copyright protected. Users are forbidden to reproduce, modify, copy, sale, transmit or redistribute, by all reproduction means and methods, part or the whole of the above data, without reference to their source.

The commercial exploitation of these data is, also, forbidden by third parties. Hellenic Exchanges-Athens Exchange does not carry any responsibility, direct or indirect, derived from usage or accidental alteration of the above data when used by third parties.

Hellenic Exchanges – Athens Stock Exchange S.A.

110 Athinon Ave., 10442 Athens, Tel: (210) 33.66.800, Fax: (210) 32.13.938

www.athexgroup.gr

Thessalonica Stock Exchange Center (T.S.E.C)

16-18 Katouni Str., Thessalonica 546 25 Tel: (2310) 567.667, Fax: (2310) 530.545

Athex Members Guarantee Fund

14-16 Fidiou Str., Athens 106 78, Tel: (210) 33.04.682, Fax: (210) 33.04.155

Hellenic Republic Capital Market Commission

1 Kolokotroni Str. & 1 Stadiou Str., Athens 10562 Tel: (210) 33.77.100 Fax: (210) 33.77.173

Table of Contents

Section 1: Statistical Figures of Securities, Derivatives and Lending

Summary of Markets

Athex Indices

Analytic Figures for Athex Market's Boards and Categories

Trading Details by Athex Sectors and Financial Instruments (ETFs)

Top 10 best & worst performing Shares

Derivatives Summary

Section 2: Analytic Figures of Shares Transactions

Analytic Figures of Shares Transactions

Shares' Notes

Section 3: Figures of Securities Transactions

Securities Blocks Details

Shares Rights Details

Stock Borrowing

Forced Sales Details

Forced Sales Registered Shares

Exchange Traded Funds (ETFs) Characteristics

Section 5: Bonds traded in Fixed Income Assets Market

Convertible Corporate Bonds - Regulated Market

Non Convertible Corporate Bonds - Regulated Market

Government Bonds

Treasury Bills & Zero Coupon Government Bonds

Government Bonds Traded with the Open Outcry Method

State Banks Bonds

Section 6: Additional Infos

Athex & ATHEXClear Members List

List of Stocks under Market Making operations

Section 7: Derivatives Market Analytic Figures

Index Futures

Stock Futures

Index Options

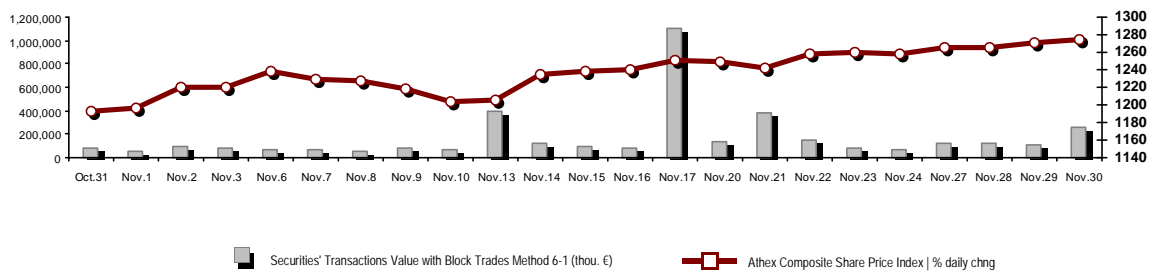
Stock Options

Stock Lending Analytic Figures

Appendix A: Sectors codification for listed companies

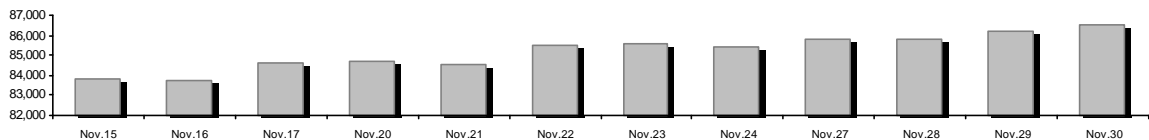
Summary of Markets

Athex Composite Share Price Index vs Shares and Derivatives Transactions Value

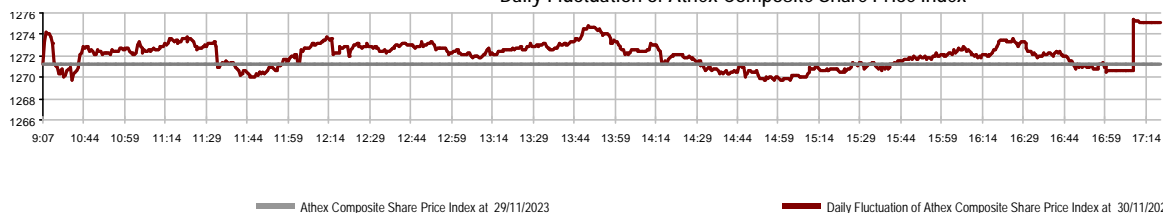


Athex Capitalisation (mill. €) **: 86,514.05	Derivatives Total Open Interest: 485,458
Daily change: mill. € %: 297.73 0.35%	in Index Futures % daily chng: 5,216 0.42%
Yearly Avg Capitalisation: mill. € % chng prev year Avg: 79,842.40 26.61%	in Stock Futures % daily chng: 476,004 0.48%
Athex Composite Share Price Index % daily chng: 1,275.13 0.31%	in Index Options % daily chng: 2,445 -0.20%
Athex Composite Share Price Index Capitalisation (mill. €): 78,315.75	in Stock Options % daily chng: 1,793 0.00%
Daily change (mill. €): 322.63	
Securities' Transactions Value with Block Trades Method 6-1 (t): 258,106.56	Derivatives Contracts Volume: 15,807
Daily change: %: 151,806.73 142.81%	Daily change: pieces %: -1,883 -10.64%
YtD Avg Trans. Value: thou. € % chng prev year Avg: 110,499.46 52.94%	YtD Avg Derivatives Contracts % chng prev year Avg: 43,232 25.85%
Blocks Transactions Value of Method 6-1 (thou. €): 8,899.62	Derivatives Trades Number: 1,402
Blocks Transactions Value of Method 6-2 & 6-3 (thou. €): 11.40	Daily change: number %: -132 -8.60%
Bonds Transactions Value (thou.€): 538.31	YtD Avg Trades number % chng prev year Avg: 2,328 13.34%
Securities' Transactions Volume with Block Trades Method 6-1 (tho): 50,874.82	Lending Total Open Interest: 307,691
Daily change: thou. pieces %: 27,126.63 114.23%	Daily change: pieces %: -14,941 -4.63%
YtD Avg Volume: % chng prev year Avg: 34,493.02 21.67%	Lending Volume (Multilateral/Bilateral): 14,206
Blocks Transactions Volume of Method 6-1 (thou. Pieces): 2,370.64	Daily change: pieces %: 14,206
Blocks Transactions Volume of Method 6-2 & 6-3 (thou. Pieces): 150.00	Multilateral Lending: 14,106
Bonds Transactions Volume: 567,000	Bilateral Lending: 100
Securities' Trades Number with Block Trades Method 6-1: 45,380	Lending Trades Number: 7
Daily change: number %: 6,351 16.27%	Daily change: %: 7
YtD Avg Trades number % chng prev year Avg: 36,466 23.96%	Multilateral Lending Trades Number: 6
Number of Blocks Method 6-1: 16	Bilateral Lending Trades Number: 1
Number of Blocks Method 6-2 & 6-3: 1	
Number of Bonds Transactions: 121	

Athex Capitalisation (mill. €) **



Daily Fluctuation of Athex Composite Share Price Index



Athex Indices

Index name	30/11/2023	29/11/2023	pts.	%	Min	Max	Year min	Year max	Year change
Athex Composite Share Price Index	1,275.13 #	1,271.20	3.93	0.31%	1,269.68	1,275.41	929.79	1,351.68	37.14% #
Athex ESG Index	1,465.00 #	1,456.69	8.31	0.57%	1,454.26	1,465.17	1,057.52	1,541.00	38.51% #
FTSE/Athex Large Cap	3,112.62 #	3,096.01	16.61	0.54%	3,089.52	3,112.62	2,250.77	3,280.71	38.25% #
FTSE/Athex Mid Cap Index	2,118.51 #	2,116.28	2.23	0.11%	2,114.78	2,126.43	1,411.43	2,224.46	50.10% #
FTSE/ATHEX High Dividend Yield Index	3,690.36 €	3,702.61	-12.25	-0.33%	3,690.36	3,714.19	3,028.28	4,088.01	21.86% #
FTSE/ATHEX Global Traders Index Plus	3,804.20 #	3,784.29	19.91	0.53%	3,775.75	3,805.05	2,616.09	4,115.43	45.42% #
FTSE/ATHEX Mid & Small Cap Factor-Weighted Ind	5,456.91 #	5,442.04	14.87	0.27%	5,428.39	5,460.78	4,353.12	5,946.34	24.15% #
ATHEX Select Index Plus	4,389.97 €	4,412.06	-22.09	-0.50%	4,386.41	4,427.80	3,071.06	4,762.60	42.95% #
ATHEX Select Index	6,675.29 #	6,594.13	81.16	1.23%	6,594.13	6,682.76	4,343.88	7,125.71	53.67% #
FTSE/Athex Market Index	740.80 #	737.20	3.60	0.49%	735.77	740.92	539.21	780.89	37.35% #
Athex Composite Index Total Return Index	2,320.72 #	2,313.43	7.29	0.32%	2,310.80	2,321.23	1,641.17	2,440.14	41.41% #
FTSE/Athex Large Cap Total Return	5,146.90 #	5,119.43	27.47	0.54%			3,623.42	5,338.50	42.93% #
FTSE/Athex Mid Cap Total Return	2,852.78 #	2,849.78	3.00	0.11%			1,881.61	2,956.50	53.57% #
Hellenic Mid & Small Cap Index	1,867.71 €	1,868.01	-0.30	-0.02%	1,863.51	1,876.10	1,365.14	2,011.62	36.81% #
FTSE/Athex Banks	1,082.70 #	1,073.81	8.89	0.83%	1,070.05	1,082.70	640.09	1,117.78	69.02% #
FTSE/Athex Financial Services	1,287.24 €	1,316.89	-29.65	-2.25%	1,287.24	1,319.36	672.72	1,514.55	87.81% #
FTSE/Athex Industrial Goods & Services	8,299.14 #	8,180.91	118.23	1.45%	8,180.91	8,314.50	4,603.86	8,651.06	78.92% #
FTSE/Athex Retail	1,177.78 #	1,152.20	25.58	2.22%	1,152.20	1,177.78	901.21	1,375.58	30.69% #
FTSE/ATHEX Real Estate	4,347.26 €	4,388.59	-41.33	-0.94%	4,328.30	4,411.52	3,750.22	4,816.41	6.73% #
FTSE/Athex Consumer Goods & Services	13,444.41 €	13,454.49	-10.08	-0.07%	13,273.95	13,454.49	8,974.47	16,184.74	46.81% #
FTSE/Athex Food & Beverage	9,573.54 €	9,590.05	-16.51	-0.17%	9,498.01	9,604.83	8,101.49	11,188.59	13.08% #
FTSE/Athex Basic Resources	8,312.03 €	8,366.76	-54.73	-0.65%	8,258.72	8,463.56	6,463.31	10,590.89	28.08% #
FTSE/Athex Construction & Materials	4,681.61 #	4,673.37	8.24	0.18%	4,660.34	4,738.66	3,204.90	4,808.27	46.08% #
FTSE/Athex Energy	5,553.05 €	5,594.36	-41.31	-0.74%	5,459.01	5,597.38	4,689.99	5,856.79	10.40% #
FTSE/Athex Travel & Leisure	2,696.54 €	2,707.47	-10.93	-0.40%	2,690.29	2,723.42	2,196.17	3,051.18	21.62% #
FTSE/Athex Technology	3,051.53 #	3,044.88	6.65	0.22%	3,024.24	3,056.13	2,047.81	3,153.87	48.55% #
FTSE/Athex Telecommunications	3,764.27 #	3,683.67	80.60	2.19%	3,683.67	3,764.33	3,511.53	4,415.99	-7.55% €
FTSE/Athex Utilities	5,703.95 #	5,660.64	43.31	0.77%	5,648.54	5,705.99	4,598.77	6,190.27	24.03% #
FTSE/Athex Health Care	466.56 #	465.88	0.68	0.15%	465.74	479.70	380.60	504.88	11.38% #
FTSE/Athex Personal Products	7,775.97 €	7,982.00	-206.03	-2.58%	7,729.15	8,089.05	6,441.87	8,477.75	17.70% #
Athex All Share Index	298.78 #	297.75	1.03	0.35%	298.78	298.78	231.11	314.56	29.77% #
MSCI GREECE REBASED	5,009.28 #	4,970.86	38.42	0.77%	4,956.11	5,009.28	4,125.04	5,209.29	--- -
Hellenic Corporate Bond Index	127.11 #	126.80	0.31	0.24%			118.78	127.11	6.82% #
Hellenic Corporate Bond Price Index	89.12 #	88.91	0.21	0.24%			85.96	89.12	3.36% #

Note 1: FTSE/Med 100, Hellenic Corporate Bond Price Index and Hellenic Corporate Bond Index closing prices refer to the previous trading day of 28/11/2023.

Note 2: The Hellenic Mid & Small Cap Index is a Customized index calculated by the Athens Exchange.

Analytic Figures for Athex Market's Boards and Categories

	Total Traded Securities	Main Market	Surveillance	Exchange Traded Funds (ETFs)
Totals	122	111	10	1
Gain / Lose / Same:	50 / 48 / 24	49 / 45 / 17	1 / 2 / 7	0 / 1 / 0
Athex Capitalisation (mill. €) **	86,514.05	86,355.00	159.05	
Daily Average Trans/ons Value(thou.€)	110,499.46	110,201.25	261.42	77.88
Transactions Value	258,117.96	257,744.68	165.34	207.94
Main Board:	249,206.94	248,845.06	153.94	207.94
Blocks Board 6_2_3:	8,911.02	8,899.62	11.40	0.00
Forced Sales Board:	0.00	0.00	0.00	0.00
Special Terms Board:	0.00	0.00	0.00	0.00
Daily Average Transactions Volume	34,493,017	33,406,833	1,089,879	2,677
Transactions Volume	51,024,823	49,648,548	1,369,622	6,653
Main Board:	48,504,182	47,277,907	1,219,622	6,653
Blocks Board 6_2_3:	2,520,641	2,370,641	150,000	0
Forced Sales Board:	0	0	0	0
Special Terms Board:	0	0	0	0
Daily Average Number of Trades	36,466	36,252	209	5
Number of Trades	45,381	45,253	117	11
Main Board:	45,364	45,237	116	11
Blocks Board 6_2_3:	17	16	1	0
Forced Sales Board:	0	0	0	0
Special Terms Board:	0	0	0	0

Trading Details by Athex Sectors and Financial Instruments (ETFs)

Code	Sectors	Gain / Lose / Same	Number of Trades	Transactions Volume	Transactions Value	% of Total Trans. Value
3010	- Banks	5 / 1 / 1	15,182	37,183,246	117,351,463.46	45.46%
5510	- Basic Resources	4 / 5 / 6	1,281	375,445	1,130,110.46	0.44%
5010	- Construction & Materials	6 / 6 / 3	3,898	1,644,181	6,664,606.79	2.58%
4020	- Consumer Products & Services	1 / 3 / 3	450	87,664	544,692.79	0.21%
6010	- Energy	1 / 3 / 0	4,442	1,132,427	16,818,242.68	6.52%
12000	- Financial Instruments	0 / 1 / 0	11	6,653	207,943.01	0.08%
3020	- Financial Services	1 / 4 / 0	584	144,016	762,516.73	0.30%
4510	- Food Beverage & Tobacco	1 / 4 / 1	202	32,675	306,712.26	0.12%
2010	- Health Care	2 / 1 / 0	678	1,156,752	878,436.08	0.34%
5020	- Industrial Goods & Services	9 / 4 / 3	4,290	2,332,381	38,501,829.42	14.92%
3030	- Insurance	0 / 1 / 0	18	6,189	27,414.66	0.01%
4030	- Media	0 / 0 / 1	2	940	486.96	0.00%
4520	- Personal Care, Drug & Grocery Stores	1 / 1 / 1	562	214,599	1,538,006.76	0.60%
3510	- Real Estate	2 / 4 / 3	1,354	525,239	1,488,619.79	0.58%
4040	- Retail	5 / 1 / 0	3,286	1,196,210	26,887,224.09	10.42%
1010	- Technology	6 / 4 / 0	1,066	283,147	1,136,567.09	0.44%
1510	- Telecommunications	1 / 0 / 1	1,898	1,034,913	13,902,504.96	5.39%
4050	- Travel & Leisure	2 / 3 / 1	3,119	2,239,285	17,007,361.06	6.59%
6510	- Utilities	3 / 2 / 0	3,058	1,428,861	12,963,216.33	5.02%

Top 10 best & worst performing Shares

Main Market

With positive Price change			With negative Price change		
	Closing price	change		Closing price	change
AVAX S.A. (CR)	1.528	10.09% #	GR. SARANTIS S.A. (CR)	7.83	-2.73% €
ALUMIL (CR)	2.6	3.18% #	AUTOHELLAS SA (CR)	12.18	-2.72% €
VARVERIS - MODA BAGNO SA (CR)	1.63	3.16% #	KEKROPS SA (CR)	1.715	-2.56% €
EVROFARMA SA (CR)	1.03	3.00% #	KLOUKINAS - LAPPAS SA (CR)	1.22	-2.40% €
FOURLIS (CR)	4.15	2.47% #	HELLENIC EXCHANGES-A.S.E. (CR)	5.21	-2.25% €
OTE (CR)	13.47	2.20% #	EYDAP S.A. (CR)	5.8	-2.19% €
MOTODYNAMICS S.A. (CR)	3.1	1.97% #	ELLAKTOR (CR)	2.18	-2.02% €
IKTINOS HELLAS SA (CR)	0.4695	1.62% #	AUSTRIACARD (CB)	5.95	-1.65% €
PIRAEUS FINANCIAL HOLD (CR)	3.26	1.62% #	PROFILE SA (CR)	4.4	-1.57% €
MYTILINEOS (CR)	36.74	1.55% #	INTERLIFE G.C.I.(CR)	4.4	-1.57% €
With the highest Transactions Value			With the highest Transactions Volume		
	Value (thou. €)	change		Volume	change
NATIONAL BANK (CR)	59,506.96	1.32% #	ALPHA SERVICES HOLD (CR)	10,450,195	0.39% #
MYTILINEOS (CR)	36,718.40	1.55% #	EUROBANK HOLDINGS (CR)	9,956,504	0.21% #
JUMBO SA (CR)	26,616.65	0.17% #	NATIONAL BANK (CR)	9,518,007	1.32% #
PIRAEUS FINANCIAL HOLD (CR)	22,710.24	1.62% #	PIRAEUS FINANCIAL HOLD (CR)	7,003,316	1.62% #
EUROBANK HOLDINGS (CR)	16,831.30	0.21% #	LAVIPHARM SA (CR)	1,146,473	0.28% #
ALPHA SERVICES HOLD (CR)	16,283.86	0.39% #	JUMBO SA (CR)	1,110,311	0.17% #
OTE (CR)	13,900.76	2.20% #	OTE (CR)	1,034,652	2.20% #
OPAP (CR)	13,658.17	-0.54% €	MYTILINEOS (CR)	1,000,589	1.55% #
MOTOR OIL (CR)	12,000.33	-0.80% €	OPAP (CR)	928,036	-0.54% €
PPC (CR)	8,512.85	1.03% #	PPC (CR)	790,246	1.03% #

Note: Stocks that are not included in the "Under Supervision" category, and the transactions value is more than 10,000 €.

Derivatives Summary

	Number of Trades	Volume	Open Interest
Index Futures	105	375	5,216
FTSE/Athex Banks	0	0	1,659
FTSE/Athex Large Cap	105	375	3,454
MSCI GREECE REBASED	0	0	103
Stock Futures	1,286	15,414	476,004
ADMIE (IPTO) HOLDING S.A. (CR)	30	312	24,788
AEGEAN AIRLINES (CR)	46	139	6,096
ALPHA SERVICES HOLD (CR)	168	6,586	188,300
AUTOHELLAS SA (CR)	2	2	194
AVAX S.A. (CR)	40	151	1,169
CC HBC AG (CR)	5	7	461
CENERGY HOLDINGS (CB)	5	9	4,745
ELLAKTOR (CR)	3	7	977
ELVALHALCOR (CR)	6	26	1,447
EUROBANK HOLDINGS (CR)	41	855	31,130
EYDAP S.A. (CR)	4	24	2,540
FOURLIS (CR)	1	8	1,037
GEK TERNA (CR)	12	57	6,253
HELLENIC EXCHANGES-A.S.E. (CR)	18	130	9,564
HELLENIQ ENERGY (CR)	43	233	1,795
INTRACOM HOLDINGS (CR)	78	493	8,037
INTRAKAT (CR)	17	105	10,302
JUMBO SA (CR)	87	308	1,481
LAMDA DEVELOPMENT SA (CR)	7	31	5,754
MIG (CR)	0	0	131
MOTOR OIL (CR)	12	21	1,060
MYTILINEOS (CR)	80	203	3,530
NATIONAL BANK (CR)	146	1,321	31,315
OPAP (CR)	15	33	2,659
OPTIMA BANK (CR)	0	0	82
OTE (CR)	84	292	8,283
P.P.A. S.A. (CR)	2	3	179
PIRAEUS FINANCIAL HOLD (CR)	148	3,215	74,049
PPC (CR)	92	510	27,597
QUEST HOLDINGS (CR)	0	0	103
TERNA ENERGY (CR)	69	250	15,323
TITAN CEMENT (CB)	7	16	655
VIOHALCO SA/NV (CB)	18	67	4,968
Index Options	11	18	2,445
FTSE/Athex Large Cap	11	18	2,445
Stock Options	0	0	1,793
ALPHA SERVICES HOLD (CR)	0	0	0
NATIONAL BANK (CR)	0	0	1,594
OPAP (CR)	0	0	167
OTE (CR)	0	0	22
PIRAEUS FINANCIAL HOLD (CR)	0	0	0
PPC (CR)	0	0	10
Total Derivatives Traded	1,402	15,807	485,458

Daily Official List

Year: 144 Trading Day No: 230

Section 2: Analytic Figures of Shares Transactions

Thursday, 30 November, 2023

Number of Outstanding Securities	Nominal Value	Dividends [1]			Date of Last Coupon		Note	Shares	Closing price	% change	Previous closing price/date	Open price	Price min	Price max	Last price	Avg price	Last Bid [7]	Last Ask [7]	P/E after tax	Year	Volume	Trades	Transactions Value[8]	Company Mkt Value (thou. €)	Year low	Year high	Sector[4]	
		2020	2021	2022	Dividend [2]	Right																						
10,500,000	4.00	0.37	0.29	0.3	16/05/2023	02/08/2016	---	INTERCONTINENTAL (CR)	6.45	---	6.45	29/11/2023	---	---	---	---	225@6.35	175@6.45	12.30	2022	---	---	---	67,725.00	6.1	6.85	35102000	
57,434,884	1.17	---	---	---	05/06/2008	12/06/2009	---	REDS S.A. (CR)	2.43	---	2.43	29/11/2023	2.33	2.33	2.33	2.33	209@2.34	344@2.44	---	---	75	1	174.75	139,566.77	2.06	3	35101010	
152,360,643	0.500	0.01	0.02	0.03	23/06/2023	10/06/2020	---	TRASTOR REAL EST. INV. CO.(CR)	1.07	---	1.07	29/11/2023	---	---	---	---	1000@1.05	1100@1.16	---	---	---	---	---	163,025.89	0.965	1.23	35102000	
15,000,000	0.300	---	---	---	06/07/2007	18/07/2000	---	DAIOS PLASTICS SA (CR)	3.3	---	3.3	29/11/2023	---	---	---	---	---	385@3.22	---	---	---	---	---	---	49,500.00	2.92	3.54	50203015
2,760,000	11.83	9.4	11	11.8	14/06/2023	16/07/1990	---	KARELIA (CR)	308	-1.28	€ 312	29/11/2023	310	308	310	308	308.854	3@308.00	5@312.00	---	---	89	6	27,488.00	850,080.00	288	364	45103010
6,700,000	0.800	0.179	0.047	0.047	23/08/2023	29/05/2014	---	MILLS KEPENOS (CR)	2.2	---	2.2	29/11/2023	---	---	---	---	300@2.00	219@2.18	16.25	2022	---	---	---	---	14,740.00	1.93	2.7	45102020
18,017,472	0.360	---	---	---	09/09/2022	28/08/2017	---	KTIMA KOSTAS LAZARIDIS SA (CR)	1.86	---	1.86	29/11/2023	1.85	1.85	1.85	1.85	30@1.82	360@1.85	---	---	140	1	259.00	33,512.50	1.55	2.06	45101015	
21,364,000	1.12	---	---	0.4	21/08/2023	08/03/2023	---	LAMPASA HOTEL SA (CR)	29	---	29	29/11/2023	---	---	---	---	100@28.40	100@29.60	---	---	---	---	---	---	619,556.00	20.6	29.8	40501025
32,188,050	1.04	---	---	---	21/07/2008	20/01/2000	---	MOUZAKIS (CR)	0.595	---	0.595	29/11/2023	---	---	---	---	300@0.590	400@0.605	---	---	---	---	---	---	19,151.89	0.57	0.806	55101020
8,321,682	0.670	---	---	---	17/08/2007	23/11/1999	---	N. LEVENTERIS (CR)	0.282	---	0.282	29/11/2023	---	---	---	---	---	2010@0.280	---	2022	---	---	---	---	3,120.18	0.22	0.364	55102010
6,340,000	0.600	0.134	0.17	0.1	09/12/2022	12/01/2023	---	NAKAS MUSIC	3.08	5.48	€ 2.92	29/11/2023	2.96	2.96	3.12	3.12	3.041	150@2.96	62@3.08	---	---	1,250	5	3,800.80	19,527.20	2.16	3.12	40401030
10,080,000	3.00	1.42	1.5	1.45	11/05/2023	27/08/2001	---	TPA SA (CR)	23.1	---	23.1	29/11/2023	23.1	23.1	23.1	23.1	30@22.90	792@23.10	---	---	111	2	2,564.10	232,848.00	22	26.3	50206060	
27,379,200	0.980	---	---	0.45	01/08/2023	29/08/2022	---	CRETE PLASTICS SA (CR)	16	---	16	29/11/2023	---	---	---	---	30@15.20	1111@16.50	---	---	---	---	---	---	438,067.20	14.2	17.9	50203015
255,494,534	2.71	0.352	0.279	0.255	16/06/2023	30/09/2021	---	PRODEA (CR)	7.35	---	7.35	29/11/2023	---	---	---	---	1000@7.35	3@7.40	---	---	---	---	---	---	1,877,884.82	6.5	8.6	35102000
4,181,450	0.500	---	---	---	21/08/2000	05/03/2002	---	FLOUR MILLS SARANTOPOULOS SA	1.1	---	1.1	29/11/2023	---	---	---	---	6000@1.06	---	---	---	---	---	---	---	4,599.60	0.875	1.5	45102020

Exchange Traded Funds (ETFs)

924,675	---	---	---	---	15/06/2016	---	ALPHA ETF FTSE Athex Large Cap	31.28	-0.02	€ 31.285	29/11/2023	31.24	31.195	31.345	31.28	31.256	300@25.01	---	---	---	---	6,653	11	207,943.01	---	22.5	35	12003
---------	-----	-----	-----	-----	------------	-----	--------------------------------	-------	-------	----------	------------	-------	--------	--------	-------	--------	-----------	-----	-----	-----	-----	-------	----	------------	-----	------	----	-------

Surveillance

356,314,416	0.060	---	---	---	07/07/2010	21/09/2017	5160	FRIGOGLASS SA (CR)	0.075	2.04	€ 0.0735	29/11/2023	0.075	0.075	0.075	0.075	0.07540000@0.074	143682@0.075	---	---	1,041,051	65	78,228.83	26,723.58	0.05	0.158	50204000		
65,326,268	0.530	---	---	---	04/07/2007	19/07/2006	4750	SATO SA (CR)	0.0305	---	0.0305	29/11/2023	0.0305	0.0305	0.0305	0.0305	0.031	9000@0.031	8800@0.033	---	---	11,000	1	335.50	1,992.45	0.018	0.069	40202015	
13,191,620	0.620	---	---	---	04/08/2010	09/09/2002	5232	YALCO - CONSTANTINOU (CR)	0.197	---	0.197	29/11/2023	0.178	0.178	0.178	0.178	1990@0.178	1501@0.197	---	---	3,510	3	624.78	2,598.75	0.12	0.28	40202020		
13,000,000	1.00	---	---	---	01/08/2007	07/04/2000	5093	AKRITAS SA (CR)	0.715	---	0.715	29/11/2023	0.655	0.655	0.655	0.655	220@0.655	153@0.710	---	---	140	3	91.70	9,295.00	0.414	0.745	50101035		
221,519,681	0.300	---	---	---	02/07/2008	28/02/2011	4957	ANEK LINES SA (CR)	0.272	-0.73	€ 0.274	29/11/2023	0.272	0.272	0.272	0.272	0.272	9270@0.270	9000@0.276	---	---	300,950	33	81,858.40	61,166.74	0.177	0.3	40501015	
312,163	0.300	---	---	---	02/07/2008	28/02/2011	4959	ANEK LINES SA (PR, issue '90)	0.072	---	0.072	29/11/2023	---	---	---	---	---	24930@0.079	---	---	---	---	---	---	---	61,166.74	0.072	0.086	40501015
2,969,713	0.300	---	---	---	02/07/2008	28/02/2011	4958	ANEK LINES SA (PR, issue '96)	0.3	---	0.3	29/11/2023	---	---	---	---	---	3478@0.270	955@0.300	---	---	---	---	---	---	61,166.74	0.173	0.38	40501015
17,579,754	4.16	---	---	---	18/08/2006	02/08/2010	---	BIOTER SA (CR)	0.222	---	0.222	29/11/2023	0.222	0.222	0.222	0.222	104@0.224	3000@0.230	---	---	7,046	3	1,564.21	3,902.71	0.198	0.398	50101010		
54,654,600	0.050	---	---	---	01/07/1998	30/12/2022	5275	VIS SA (CR)	0.322	---	0.322	29/11/2023	---	---	---	---	---	19515@0.290	---	2022	---	---	---	---	17,598.78	0.136	0.378	50203030	
51,754,364	0.300	---	---	---	23/12/2003	24/01/2007	5197	SELECTED TEXT. IND. ASSOC (CR)	0.108	---	0.108	29/11/2023	0.108	0.108	0.108	0.108	500@0.101	800@0.108	---	---	200	1	21.60	5,589.47	0.0955	0.202	55101020		
15,842,391	1.51	---	---	---	15/07/2009	12/05/2000	5141	BITROS HOLDING SA (CR)	0.53	---	0.53	29/11/2023	0.53	0.53	0.53	0.53	---	2000@0.560	---	---	2,000	1	1,060.00	8,396.47	0.376	0.82	55102010		
24,319,250	0.300	---	---	---	09/07/2002	04/07/2007	5165	PROODEFTIKH SA (CR)	0.39	-6.70	€ 0.418	29/11/2023	0.418	0.39	0.418	0.39	0.391	---	7239@0.390	---	---	3,711	6	1,451.49	9,484.51	0.356	0.6	50101010	
28,438,268	0.070	---	---	---	21/08/2006	24/11/1999	5253	SPIROY AGRICULTURE SA (CR)	0.18	---	0.18	29/11/2023	---	---	---	---	---	9474@0.162	489@0.194	---	---	---	---	---	---	5,118.89	0.144	0.24	45102010
1,011,000	1.00	---	---	---	01/07/2004	11/12/2012	5193	TRIA ALFA SA (CR)	7.1	---	7.1	29/11/2023	7.1	7.1	7.1	7.1	100@6.65	60@7.35	54.38	2022	14	1	99.40	7,178.10	6.95	16.9	55101020		

Suspension Status

66,948,210	0.300	---	---	---	22/09/2015	22/09/2015	5179	FOLLI FOLLIE (CR)	4.8	---	4.8	24/05/2018	---	---	---	---	---	---	---	---	---	---	---	---	---	321,351.41	4.8	4.8	40401030	
12,417,000	0.310	---	---	---	27/08/2019	28/08/2017	5233	MLS MULTIMEDIA SA (CR)	0.57	---	0.57	12/05/2020	---	---	---	---	---	---	---	---	---	---	---	---	---	---	7,077.69	0.57	0.57	10101015
6,330,002	0.300	---	---	---	25/06/2002	15/03/2019	5278	VARARESSOS (CR)	0.24	---	0.24	02/05/2023	---	---	---	---	---	---	---	---	---	---	---	---	---	---	1,519.20	0.16	0.25	55101020
3,961,300	1.28	---	---	---	29/06/2004	03/08/2000	5248	DUROS SA (CR)	0.25	---	0.25	24/04/2023	---	---	---	---	---	---	---	---	---	---	---	---	---	---	990.33	0.2	0.3	40204020

Number of Outstanding Securities	Nominal Value	Dividends [1]			Date of Last Coupon		Note	Shares	Closing price	% change	Previous closing price/date	Open price	Price min	Price max	Last price	Avg price	Last Bid [7]	Last Ask [7]	P/E after tax	Year	Volume	Trades	Transactions Value[8]	Company Mkt Value (thou. €)	Year low	Year high	Sector[4]
		2020	2021	2022	Dividend [2]	Right																					
7,085,888	1.59	---	---	---	02/07/1996	06/09/2010	5216	ELVIEMEK (CR)	2.6	---	2.6	30/09/2019	---	---	---	---	---	---	---	---	---	---	---	18,423.31	2.6	2.6	35101010
7,125,216	0.650	---	---	---	01/07/2005	14/12/1999	4955	KRE.KA SA (CR)	0.28	---	0.28	06/04/2023	---	---	---	---	---	---	---	---	---	---	---	1,995.06	0.17	0.43	45102010
7,734,375	1.00	---	---	---	09/07/2007	07/01/2011	5277	LIVANIS SA (CR)	0.125	---	0.125	28/04/2023	---	---	---	---	---	---	---	---	---	---	---	966.80	0.12	0.18	40301030

Shares' Notes

Code	Note text
()	- Adjusted dividends.
*	- Last adjusted closing price.
[1]	- Net dividends.
[2]	- The "Date of Last Coupon" for New listings refers to the date company's stocks started to trade in Athex
[3]	- The Company Market Value is referred to the number of outstanding shares
[4]	- Sectors codification can be found in Appendix A
[5]	- The Market Value refers to the total number of shares listed (including their several classes) in the exchange by the company.
[6]	- P/E greater than 100
[7]	- Last view of the Order Book before the end of the trading session
[8]	- All Blocks Methods' Transactions Value are included.
4750	- Transfer to the Under Surveillance Category from 8/4/2011.
4955	- Transfer to the Surveillance Category as from 5/4/2013.
4957	- Transfer to the Surveillance Category as from 5/4/2013.
4958	- Transfer to the Surveillance Category as from 5/4/2013.
4959	- Transfer to the Surveillance Category as from 5/4/2013.
5093	- Transfer to the Surveillance Category as of 8/4/2015.
5141	- Transfer to the Surveillance Category as of 10/05/2017.
5160	- Transfer to the Surveillance Category as of 15/04/2016.
5165	- Transfer to the Surveillance Category as of 15/02/2018.
5179	- Suspension of trading as of 25/05/2018.
5193	- Transfer to the Surveillance Category as of 25/10/2018.
5197	- Transfer to the Surveillance Category as of 07/11/2018.
5216	- Suspension of trading as of 01/10/2019.
5232	- Transfer to the Under Surveillance Category from 08/04/2011.
5233	- Suspension of trading as of 13/05/2020.
5248	- Transfer to the Surveillance Category as of 06/09/20116.
5253	- Transfer to the Surveillance Category as of 14/5/2021.
5275	- Transfer to the Surveillance Category as of 09/07/2020.
5277	- Suspension of trading as of 02/05/2023.
5278	- Suspension of trading as of 03/05/2023.

Securities Blocks Details

Securities	Block Volume	Price	Block Trade Value	Time of approval	Note
PIRAEUS FINANCIAL HOLD (CR)	125,000	3.23	403,750.00	10:41:33	20
FRIGOGLASS SA (CR)	150,000	0.076	11,400.00	12:05:56	18
CENERGY HOLDINGS (CB)	39,476	6.90	272,384.40	12:35:30	20
ALPHA SERVICES HOLD (CR)	386,823	1.55	600,349.30	13:22:19	20
TITAN CEMENT (CB)	10,000	19.54	195,400.00	14:05:55	20
OPTIMA BANK (CR)	70,000	7.80	546,000.00	14:07:25	20
ENTERSOFT (CR)	10,000	6.20	62,000.00	15:04:53	20
ENTERSOFT (CR)	10,000	6.20	62,000.00	15:05:58	20
MYTILINEOS (CR)	14,965	36.42	545,025.30	15:38:51	20
JUMBO SA (CR)	20,000	23.80	476,000.00	16:13:42	20
NATIONAL BANK (CR)	57,594	6.20	357,082.80	16:59:31	20
JUMBO SA (CR)	62,500	24.04	1,502,500.00	17:10:26	20
EUROBANK HOLDINGS (CR)	791,129	1.69	1,337,799.14	17:11:58	20
PIRAEUS FINANCIAL HOLD (CR)	250,000	3.26	815,000.00	17:12:03	20
ALPHA SERVICES HOLD (CR)	330,019	1.56	514,499.62	17:13:23	20
NATIONAL BANK (CR)	123,135	6.25	770,086.29	17:14:13	20
NATIONAL BANK (CR)	70,000	6.28	439,740.00	17:18:32	20

Blocks Notes

- 9 - Method 6-1 / Special Fees
- 10 - Method 6-1 / Special Fees, SDS
- 14 - Method 6-3 / Settlement, Incomplete Buy and Sell
- 18 - Method 6-2 / SPOT 1
- 19 - Method 6-2 / SPOT 2
- 20 - Method 6-1 and Method 6-1 Same Day Settlement
- 21 - Other Pre-agreed

Shares Rights Details

Occured date	Exercise from	Exercise until	Trading until	Rights	Price min	Price max	Closing price	Last Bid	Last Ask	Volume	Trades	Transactions Value
--------------	---------------	----------------	---------------	--------	-----------	-----------	---------------	----------	----------	--------	--------	--------------------

No Rights Transactions.

Forced Sales Details

Securities	Category of Security	Transactions Volume	Number of Trades	Transactions Value	Note
------------	----------------------	------------------------	---------------------	-----------------------	------

No Forced Transactions.

Forced Sales Notes

- 1 - Compulsory Public Forced Sales
- 2 - Forced Sales of Fixed Registered Shares
- 3 - Forced Sales of Remaining Fractional Shares

Exchange Traded Funds (ETFs) Characteristics

	Transactions Date (T)	Creation / Redemption	Units (T-1)	New Units (T-1)	Redemption Units (T-1)	Units (T) [1]	Fund Assets [2]	Net Unit Price	Dividend per Unit	Dividend Date
ALPHA ETF FTSE Athex Large Cap	30/11/2023	5,000	924,675	---	---	924,675	28,903,980.00	31.2585	0.62	03/07/2023

ETFs Notes

[1] - Units (T) = Units (T-1) + New Units (T-1) - Redemption Units (T-1)

[2] - The Creation / Redemption Units of T-1 are included.

Non Convertible Corporate Bonds - Regulated Market

Num Listed Bonds	Nominal price	Issue price	Today's Rate	Exp. Date	Duration (years)	Note	Coupon		Trading Unit	Corporate Bonds	Accrued Int.	Yield.T.Mat	Price min	Price max	Closing price	Previous closing price/date	Volume	Transactions Value	Last order		ear min	Year max		
							Common	Preferred											Buy / Sell	Date				
100,000	1,000.00	1,000.00	2.95	11/02/2027	5	---	4	---	1	SAFE BULKERS PARTICIPATIONS PLC (Non Convertible)	9.4236	5.7910	---	---	---	91.3830	29/11/2023	---	---	91.2000	B	30/11/2023	89.7500	97.9500
320,000	1,000.00	1,000.00	3.40	21/07/2027	7	---	7	---	1	LAMDA DEVELOPMENT S.A. (Non Convertible)	12.8444	4.7900	93.8999	93.8999	93.8999	93.9000	29/11/2023	45,000	42,832.95	93.0000	B	30/11/2023	90.2000	95.5000
200,000	1,000.00	1,000.00	2.10	27/10/2027	7	---	7	---	1	O.P.A.P. S.A. (Non Convertible)	2.2167	4.1800	91.9900	91.9900	91.9900	91.9900	29/11/2023	1,000	922.12	91.5100	B	30/11/2023	89.2745	95.4000
200,000	1,000.00	1,000.00	1.90	23/03/2028	7	---	6	---	1	MOTOR OIL CORINTH REFINERIES SA (Non Convertible)	3.6944	4.3240	89.7001	90.5500	90.2571	90.2570	29/11/2023	28,000	25,375.44	90.0000	B	30/11/2023	87.5500	92.6000
100,000	1,000.00	1,000.00	2.70	25/05/2026	5	---	6	---	1	COSTAMARE PARTICIPATIONS PLC (Non Convertible)	0.5250	4.9260	94.0000	94.5000	94.2500	94.2500	29/11/2023	6,000	5,658.15	94.5000	B	30/11/2023	92.6000	97.0000
300,000	1,000.00	1,000.00	2.30	20/07/2028	7	---	5	---	1	PRODEA REIC S.A.(Non Convertible)	8.7528	5.5880	86.5000	86.6000	86.6000	86.6000	29/11/2023	4,000	3,497.01	86.3100	B	30/11/2023	82.0100	89.1000
150,000	1,000.00	1,000.00	2.65	22/10/2026	5	---	5	---	1	CPLP SHIPPING HOLDINGS PLC (Non Convertible)	3.0917	4.9370	93.2500	93.7000	93.4188	93.4190	29/11/2023	8,000	7,498.23	93.0001	B	30/11/2023	92.4500	96.0000
250,000	1,000.00	1,000.00	2.45	16/11/2028	7	---	5	---	1	ELVALHALCOR S.A. (Non Convertible)	1.2250	4.7960	88.9000	89.5000	89.5000	89.5000	29/11/2023	64,000	57,207.00	86.3200	B	30/11/2023	84.0000	92.0000
500,000	1,000.00	1,000.00	2.75	03/07/2027	7	---	7	---	1	GEK TERNA S.A. (Non Convertible)	11.7639	5.7970	89.0000	89.2500	89.1806	89.1810	29/11/2023	36,000	32,528.50	89.0000	B	30/11/2023	86.8000	94.4535
300,000	1,000.00	1,000.00	2.30	14/12/2028	7	---	4	---	1	GEK TERNA S.A. (Non Convertible)	11.0528	6.0410	84.2500	84.5000	84.3037	84.3040	29/11/2023	54,000	46,120.85	84.2500	B	30/11/2023	80.0010	90.3500
175,000	1,000.00	1,000.00	3.40	26/07/2024	5	---	9	---	1	ATTICA HOLDINGS S.A. (Non Convertible)	12.3722	4.9770	98.5000	98.5100	98.5071	98.5070	29/11/2023	109,000	108,721.27	98.5100	B	30/11/2023	96.6179	99.4500
230,000	1,000.00	1,000.00	4.70	12/07/2029	7	---	3	---	1	LAMDA DEVELOPMENT S.A. (Non convertible)	18.9306	4.7010	98.6000	98.6010	98.6007	98.6010	29/11/2023	37,000	37,182.70	98.6000	B	30/11/2023	94.9889	101.0000
100,000	1,000.00	1,000.00	4.40	26/07/2029	7	---	3	---	1	CPLP SHIPPING HOLDINGS PLC (Non Convertible)	16.0111	4.7900	96.9500	96.9500	96.9500	96.9500	29/11/2023	1,000	985.51	95.5000	B	30/11/2023	94.9625	100.8000
200,000	1,000.00	1,000.00	3.60	12/03/2026	7	---	10	---	1	AEGEAN AIRLINES S.A. (Non Convertible)	8.3000	4.1070	---	---	---	97.4320	29/11/2023	---	---	97.0000	B	30/11/2023	95.1109	98.9000
150,000	1,000.00	1,000.00	2.60	22/10/2026	7	---	9	---	1	TERNA ENERGY FINANCE S.A. (Non Convertible)	3.0333	5.3500	---	---	---	91.5500	29/11/2023	---	---	91.5000	B	30/11/2023	90.4543	95.7400
100,000	1,000.00	1,000.00	2.80	25/01/2027	5	---	4	---	1	PREMIA S.A. (Non Convertible)	10.2667	6.3200	89.7500	89.7500	89.7500	89.7500	29/11/2023	10,000	9,077.67	89.7000	B	30/11/2023	87.6862	95.9899
500,000	1,000.00	1,000.00	4.00	10/07/2030	7	---	1	---	1	MYTILINEOS S.A. (Non Convertible)	16.3333	4.3970	97.5000	97.7400	97.5820	97.5820	29/11/2023	113,000	112,130.01	97.5000	B	30/11/2023	97.1999	100.0700
120,000	1,000.00	1,000.00	3.95	04/04/2025	7	---	12	---	1	GEK TERNA S.A. (Non Convertible)	6.6931	4.1680	98.4999	98.5000	98.5000	98.5000	29/11/2023	30,000	29,750.78	97.9000	B	30/11/2023	97.5523	100.5000

Corporate Bonds Notes

Transactions Volume = (Pieces) * (Nominal Price). Transactions Value = (Pieces) * (Nominal Price) * (price %) + (Accrued interest).

The price of a Bond is stated as a percentage (%) of Bond's Nominal Price.

Nominal Price in Euros (€), except if it is noted differently.

Non Convertible Corporate Bonds - Regulated Market

Num Listed Bonds	Nominal price	Issue price	Today's Rate	Exp. Date	Duration (years)	Note	Coupon		Trading Unit	Corporate Bonds	Accrued Int.	Yield.T.Mat	Price min	Price max	Closing price	Previous closing price/date	Volume	Transactions Value	Last order			ear min	Year max	
							Common	Preferred											Price	Buy / Sell	Date			
120,000	1,000.00	1,000.00	2.65	06/12/2028	7	---	4	---	1	NOVAL PROPERTY REIC (Non Convertible)	13.3236	5.3250	88.1500	88.6999	88.1500	88.1500	29/11/2023	21,000	18,823.79	85.5500	B	30/11/2023	83.8000	91.9500

Corporate Bonds Notes

Transactions Volume = (Pieces) * (Nominal Price). Transactions Value = (Pieces) * (Nominal Price) * (price %) + (Accrued interest).

The price of a Bond is stated as a percentage (%) of Bond's Nominal Price.

Nominal Price in Euros (€), except if it is noted differently.

Government Bonds

Number Listed Bonds	Nominal price	Today's Rate	Accrued Interest Calc	Exp. Date [1]	Duration (years)	Note	Coupons Date	Curr. coupon value	Trading Unit	Government Bonds	Price min	Price max	Closing price	Previous closing price/date	Volume	Transactions Value	Price	Last order Buy / Sell	Date
4,500,000	1,000.00	1.88	Actual/Actual	04/02/2035	15	---	04/02	1.88	1	GGB-FXD-040235-15Y-1.875-1.000	---	---	---	---	---	---	---	---	---
1,805,793	1,000.00	3.45	Actual/Actual	02/04/2024	5	---	02/04	3.45	1	GGB-FXD-020424-05Y-3.450-1.000	---	---	---	---	---	---	---	---	---
6,000,000	1,000.00	0.75	Actual/Actual	18/06/2031	10	---	18/06	0.75	1	GGB-FXD-180631-10Y-0.750-1.000	---	---	---	---	---	---	---	---	---
2,900,000	1,000.00	3.88	Actual/Actual	15/06/2028	5	---	15/06	3.88	1	GGB-FXD-150628-05Y-3.875-1.000	---	---	---	---	---	---	---	---	---
5,962,747,327	1.00	3.75	Actual/Actual	30/01/2028	10	---	/02 - 01/02 - 31/	3.75	1	GGB-FXD-300128-10Y-3.750-1.00	---	---	---	85.4610 13/07/2018	---	---	1.0000	B	28/11/2018
7,067,309,386	1.00	3.90	Actual/Actual	30/01/2033	15	---	/02 - 01/02 - 31/	3.90	1	GGB-FXD-300133-15Y-3.900-1.00	---	---	---	78.6730 13/07/2018	---	---	1.0000	B	28/11/2018
5,622,848,349	1.00	4.00	Actual/Actual	30/01/2037	19	---	/02 - 01/02 - 31/	4.00	1	GGB-FXD-300137-19Y-4.000-1.00	---	---	---	77.0370 13/07/2018	---	---	1.0000	B	28/11/2018
5,476,770,669	1.00	4.20	Actual/Actual	30/01/2042	24	---	/02 - 01/02 - 31/	4.20	1	GGB-FXD-300142-24Y-4.200-1.00	---	---	---	77.7640 13/07/2018	---	---	1.0000	B	28/11/2018
48,794,718	1.00	4.30	Actual/Actual	24/02/2024	12	---	24/02	4.30	1	GGB-FXD-240224-12Y-2.000-1.00	---	---	---	10.0000 22/06/2015	---	---	---	---	---
40,248,141	1.00	4.30	Actual/Actual	24/02/2025	13	---	24/02	4.30	1	GGB-FXD-240225-13Y-2.000-1.00	---	---	---	10.0000 22/06/2015	---	---	---	---	---
59,586,043	1.00	4.30	Actual/Actual	24/02/2026	14	---	24/02	4.30	1	GGB-FXD-240226-14Y-2.000-1.00	---	---	---	10.0000 22/06/2015	---	---	---	---	---
41,118,344	1.00	4.30	Actual/Actual	24/02/2027	15	---	24/02	4.30	1	GGB-FXD-240227-15Y-2.000-1.00	---	---	---	10.0000 22/06/2015	---	---	---	---	---
45,137,734	1.00	4.30	Actual/Actual	24/02/2028	16	---	24/02	4.30	1	GGB-FXD-240228-16Y-2.000-1.00	---	---	---	10.0000 22/06/2015	---	---	---	---	---
61,768,888	1.00	4.30	Actual/Actual	24/02/2029	17	---	24/02	4.30	1	GGB-FXD-240229-17Y-2.000-1.00	---	---	---	10.0000 22/06/2015	---	---	---	---	---
54,567,744	1.00	4.30	Actual/Actual	24/02/2030	18	---	24/02	4.30	1	GGB-FXD-240230-18Y-2.000-1.00	---	---	---	10.0000 22/06/2015	---	---	---	---	---
37,541,515	1.00	4.30	Actual/Actual	24/02/2031	19	---	24/02	4.30	1	GGB-FXD-240231-19Y-2.000-1.00	---	---	---	10.0000 22/06/2015	---	---	---	---	---
37,558,317	1.00	4.30	Actual/Actual	24/02/2032	20	---	24/02	4.30	1	GGB-FXD-240232-20Y-2.000-1.00	---	---	---	10.0000 22/06/2015	---	---	---	---	---
37,473,732	1.00	4.30	Actual/Actual	24/02/2033	21	---	24/02	4.30	1	GGB-FXD-240233-21Y-2.000-1.00	---	---	---	10.0000 22/06/2015	---	---	---	---	---
33,888,293	1.00	4.30	Actual/Actual	24/02/2034	22	---	24/02	4.30	1	GGB-FXD-240234-22Y-2.000-1.00	---	---	---	10.0000 22/06/2015	---	---	---	---	---
35,177,800	1.00	4.30	Actual/Actual	24/02/2035	23	---	24/02	4.30	1	GGB-FXD-240235-23Y-2.000-1.00	---	---	---	10.0000 22/06/2015	---	---	---	---	---
35,547,268	1.00	4.30	Actual/Actual	24/02/2036	24	---	24/02	4.30	1	GGB-FXD-240236-24Y-2.000-1.00	---	---	---	10.0000 22/06/2015	---	---	---	---	---
40,246,306	1.00	4.30	Actual/Actual	24/02/2037	25	---	24/02	4.30	1	GGB-FXD-240237-25Y-2.000-1.00	---	---	---	10.0000 22/06/2015	---	---	---	---	---
37,643,952	1.00	4.30	Actual/Actual	24/02/2038	26	---	24/02	4.30	1	GGB-FXD-240238-26Y-2.000-1.00	---	---	---	10.0000 22/06/2015	---	---	---	---	---
36,977,100	1.00	4.30	Actual/Actual	24/02/2039	27	---	24/02	4.30	1	GGB-FXD-240239-27Y-2.000-1.00	---	---	---	10.0000 22/06/2015	---	---	---	---	---
41,615,000	1.00	4.30	Actual/Actual	24/02/2040	28	---	24/02	4.30	1	GGB-FXD-240240-28Y-2.000-1.00	---	---	---	10.0000 22/06/2015	---	---	---	---	---
42,227,208	1.00	4.30	Actual/Actual	24/02/2041	29	---	24/02	4.30	1	GGB-FXD-240241-29Y-2.000-1.00	---	---	---	10.0000 22/06/2015	---	---	---	---	---
68,288,487	1.00	4.30	Actual/Actual	24/02/2042	30	---	24/02	4.30	1	GGB-FXD-240242-30Y-2.000-1.00	---	---	---	10.0000 22/06/2015	---	---	---	---	---
4,000,000	1,000.00	3.88	Actual/Actual	12/03/2029	10	---	12/03	3.88	1	GGB-FXD-120329-10Y-3.875-1.000	---	---	---	---	---	---	100.0000	B	15/10/2019
4,500,000	1,000.00	0.00	Actual/Actual	12/02/2026	5	---	12/02	0.00	1	GGB-FXD-120226-05Y-0.000-1.000	---	---	---	---	---	---	---	---	---
2,209,163	1,000.00	3.38	Actual/Actual	15/02/2025	7	---	15/02	3.38	1	GGB-FXD-150225-07Y-3.375-1.000	---	---	---	---	---	---	---	---	---
964,000	1,000.00	3.25	Actual/Actual	20/03/2025	6	---	20/03	3.25	1	GGB-FXD-200325-06Y-3.250-1.000	---	---	---	---	---	---	---	---	---
2,100,000	1,000.00	3.55	Actual/Actual	20/03/2026	7	---	20/03	3.55	1	GGB-FXD-200326-07Y-3.550-1.000	---	---	---	---	---	---	---	---	---
5,500,000	1,000.00	1.50	Actual/Actual	18/06/2030	10	---	18/06	1.50	1	GGB-FXD-180630-10Y-1.500-1.000	---	---	---	---	---	---	---	---	---
3,500,000	1,000.00	4.38	Actual/Actual	18/07/2038	15	---	18/07	4.38	1	GGB-FXD-180738-15Y-4.375-1.000	---	---	---	---	---	---	---	---	---

Government Bonds Notes

Transactions Volume = (Pieces) * (Nominal Price). Transactions Value = (Pieces) * (Nominal Price) * (price %) + (Accrued interest).

The Value of current coupon for the issues with NV 0.01 euro refers to NV 100 euros

FLR: Floating Interest Rate.

[1] - The Expiration Date of the interest bearing period and the Date for coupon payment.

Government Bonds

Number Listed Bonds	Nominal price	Today's Rate	Accrued Interest Calc	Exp. Date [1]	Duration (years)	Note	Coupons Date	Curr. coupon value	Trading Unit	Government Bonds	Price min	Price max	Closing price	Previous closing price/date	Volume	Transactions Value	Price	Last order Buy / Sell	Date
40,000	1,000.00	4.67	FLR	Actual/360	18/09/2024	1	---	18/09 - 19/03	---	1	GGB-FLT-180924-01Y-4.670-1.000	---	---	---	---	---	---	---	---
5,364,250	1,000.00	3.25		Actual/Actual	20/03/2050	30	---	20/03	3.25	1	GGB-FXD-200350-30Y-3.250-1.000	---	---	---	---	---	---	---	---
3,924,361	1,000.00	2.00		Actual/Actual	22/04/2027	7	---	22/04	2.00	1	GGB-FXD-220427-07Y-2.000-1.000	---	---	---	---	---	99.9000	B	22/04/2020
2,500,000	1,000.00	1.88		Actual/Actual	23/07/2026	7	---	23/07	1.88	1	GGB-FXD-230726-07Y-1.875-1.000	---	---	---	---	---	---	---	---
4,700,000	1,000.00	4.25		Actual/Actual	15/06/2033	10	---	15/06	4.25	1	GGB-FXD-150633-10Y-4.250-1.000	---	---	---	---	---	---	---	---
3,500,000	1,000.00	1.88		Actual/Actual	24/01/2052	30	---	24/01	1.88	1	GGB-FXD-240152-30Y-1.875-1.000	---	---	---	---	---	---	---	---
3,700,000	1,000.00	1.75		Actual/Actual	18/06/2032	10	---	18/06	1.75	1	GGB-FXD-180632-10Y-1.750-1.000	---	---	---	---	---	---	---	---
2,200,000	1,000.00	1.13	FLR	Actual/360	15/12/2027	5	---	- 15/12 - 15/03 -	---	1	GGB-FLT-151227-05Y-1.130-1.000	---	---	---	---	---	102.1600	B	30/12/2022

Government Bonds Notes

Transactions Volume = (Pieces) * (Nominal Price). Transactions Value = (Pieces) * (Nominal Price) * (price %) + (Accrued interest).

The Value of current coupon for the issues with NV 0.01 euro refers to NV 100 euros

FLR: Floating Interest Rate.

[1] - The Expiration Date of the interest bearing period and the Date for coupon payment.

Treasury Bills & Zero Coupon Government Bonds

Issue Date	13-Week Maturity									26-Week Maturity									52-Week Maturity								
	Exp. Date	Initial Rate	Num Listed Bonds	Nominal price	Issue price	Last Trade Price	Last Trade Date	Volume Traded	Note	Exp. Date	Initial Rate	Num Listed Bonds	Nominal price	Issue price	Last Trade Price	Last Trade Date	Volume Traded	Note	Exp. Date	Initial Rate	Num Listed Bonds	Nominal price	Issue price	Last Trade Price	Last Trade Date	Volume Traded	Note
09/12/2022	---	---	---	---	---	---	---	---	---	---	---	---	---	---	---	---	---	---	08/12/2023	2.73	600,000	1,000.00	973.10	---	---	---	---
10/03/2023	---	---	---	---	---	---	---	---	---	---	---	---	---	---	---	---	---	---	08/03/2024	3.75	1,000,000	1,000.00	963.46	---	---	---	---
09/06/2023	---	---	---	---	---	---	---	---	---	---	---	---	---	---	---	---	---	---	07/06/2024	3.84	1,600,000	1,000.00	962.60	---	---	---	---
08/09/2023	---	---	---	---	---	---	---	---	---	---	---	---	---	---	---	---	---	---	06/09/2024	3.81	812,500	1,000.00	962.90	---	---	---	---

Bonds in Circulation	Currency / Min nominal traded Value	Coupons Payment Date	Current Coupon Value	Note	Coupon	Trading Unit	Issue Date	Duration (years)	Today's Interest	A.I.C in days	Bonds	Last price of previous days		Last Outcry in Cash (euro)		Trades in Pieces	Life min	Life Max	
												Price	Buy / Sell	Price	Buy / Sell				
Corporate Bonds in Foreign Currency and Euro																			
103,746	GBP / 10	01/12	0.25	---	64	1	01/12/1930	98	2.5	360	National Mortgage Bank	2.27	05/02/1996	2.27	S	05/02/1996	---	2.27	2.27
0	GBP / 10	01/12	0.25	---	66	1	01/12/1928	100	2.5	360	National Mortgage Bank	---	---	---	---	---	---	---	---

Government Bonds Notes

A.I.C: Accrued Interest Calculation base.

FLR: Floating Interest Rate.

The minimum tradeable Nominal Value for all Demeterialised Government Titles is 100 Euros.

(μφρ-0)

Athex & ATHEXClear Members List

Member Name				Stock Market			Derivatives Market		ATHEXClear Member	
	Address	Phone	Fax	Market Member	Remote Member	Market Maker	Proprietary	Market Maker	General Clearing	Direct Clearing
A. SARRIS SECURITIES S.A.				a						
6, ΔΡΑΓΑΤΣΑΝΙΟΥ 6 ΑΘΗΝΑ	2103367700									
AEONIC SECURITIES C.I.F. P.L.C.				a						
, ΛΑΪΟΥ 6, ΓΡ. 301B, ANNA COURT	35725337600									
ALPHA BANK S.A.									a	
, ΣΤΑΔΙΟΥ 40 ΑΘΗΝΑ	2103260000									
ALPHA FINANCE INVESTMENT SERVICES SINGLE MEMBER SA				a		a	a	a		a
5, ΠΑΝΕΠΙΣΤΗΜΙΟΥ 45 ΑΘΗΝΑ	2103677400									
ARGUS STOCKBROKERS LTD				a	a		a			
25, 25 ΛΕΩΦΟΡΟΣ ΔΗΜΟΣΘΕΝΗ ΣΕΒΕΡΗ	0035722717000									
ATLANTIC SECURITIES LTD				a	a					
37, ΠΡΟΔΡΟΜΟΥ 37	0035722445400									
AXON SECURITIES S.A.				a			a			
48, ΣΤΑΔΙΟΥ 48 ΑΘΗΝΑ	2103363800									
BETA SECURITIES S.A.				a		a	a			a
29, Λ. ΑΛΕΞΑΝΔΡΑΣ 29 ΑΘΗΝΑ	2106478930									
BNP PARIBAS S.A.									a	
, ΛΑΜΨΑΚΟΥ 2 ΑΘΗΝΑ	2107468525									
BOFA SECURITIES EUROPE SA				a	a					
, 112 AVENUE KL'BER 75116	+33 153655555									
CAPITAL SECURITIES S.A.				a			a			
58, ΜΗΤΡΟΠΟΛΕΩΣ 58 ΑΘΗΝΑ	2103369700									
CITIGROUP GLOBAL MARKETS EUROPE AG				a	a					
16, REUTERWEG 16	+49 691366-0									
CITIGROUP GLOBAL MARKETS LIMITED				a						
1, 33 CANADA SQUARE -CANARY WHARF	+44 02079864000									
CREDIT SUISSE BANK (EUROPE), S.A.				a	a					
, CALLE AYALA 42, 3A PLANTA-B MADRID	+34917916000									
CREDIT SUISSE SECURITIES (EUROPE) LIMITED				a						
1, ONE CABOT SQUARE LONDON	+44 2078888888									
CYCLOS SECURITIES S.A.				a			a			
39, ΧΑΡΙΛΑΟΥ ΤΡΙΚΟΥΠΗ 6-8-10 ΑΘΗΝΑ	2103364300									
DEUTSCHE BANK S.A.					a					
1, GREAT WINCHESTER STREET LONDON	+44 20 754 54209	00441133361437								
EUROBANK EQUITIES INVESTMENT FIRM SINGLE MEMBER SA				a		a	a	a		a
, ΦΙΛΕΛΛΗΝΩΝ 10 & ΞΕΝΟΦΩΝΤΟΣ 13 ΑΘΗΝΑ	2103720425									
EUROBANK S.A.									a	
, ΟΘΩΝΟΣ 8 ΑΘΗΝΑ	2144043907									
EUROCORP INVESTMENT SERVICES S.A.				a			a			a
14, ΠΛ.ΦΙΛΙΚΗΣ ΕΤΑΙΡΕΙΑΣ 14 ΑΘΗΝΑ	2107263600									
EUOTRUST INVESTMENT FIRM SA				a						
113, ΣΕΒΑΣΤΟΥΠΟΛΕΩΣ 113 ΑΘΗΝΑ	2103363100									
EUROXX SECURITIES S.A.				a		a	a	a		a
7, ΠΑΛΕΟΛΟΓΟΥ CHALANDRI	+30 2106879400	210-6879401								
7, ΠΑΛΑΙΟΛΟΓΟΥ CHALANDRI	(210)-6879400	(210)-6879401								
FREEDOM FINANCE EUROPE LTD				a	a					
, ΧΡΙΣΤΑΚΗ ΚΡΑΝΟΥ 20	035725257786									
G. A. PERVANAS SECURITIES- INVESTMENT SERVICES S.A.				a						
7-9, ΣΟΦΟΚΛΕΟΥΣ 7-9 ΑΘΗΝΑ	2103727200									
GLOBAL CAPITAL SECURITIES & FINANCIAL SERVICES LTD				a	a					
50, ΛΑΡΧΙΕΠΙΣΚΟΠΟΥ ΜΑΚΑΡΙΟΥ Γ50	0035722710710									
GREENPOST TRADING EUROPE LTD				a	a	a				
, ΚΙΜΩΝΟΣ 3, ACROPOLIS MANSIONS, 2ND FLOOR, FLAT/OFFICE 202	035722521389									
HELLENIC AMERICAN SECURITIES S.A.				a		a	a			a
27, ΑΝΔΡΕΑ ΠΑΠΑΝΔΡΕΟΥ 27 MAROUSI	2103311100									
HELLENIC BANK (INVESTMENTS) LTD					a					
, ΑVE.ΚΥΡΙΑΚΟΥ ΜΑΤΣΙ 31 - PO BOX 24747 NICOSIA	+357 22500100	357 22500110								
HSBC CONTINENTAL EUROPE									a	
109-111, Λ.ΜΕΣΟΓΕΙΩΝ 109-111	2106960000									
INDEX SECURITIES S.A.				a						
6, ΔΡΑΓΑΤΣΑΝΙΟΥ 6 ΑΘΗΝΑ	2103213920									
J. CHR. MAVRIKIS SECURITIES S.A.				a						
5, ΣΟΦΟΚΛΕΟΥΣ 5 ΑΘΗΝΑ	2103216730									

Athex & ATHEXClear Members List

Member Name				Stock Market			Derivatives Market		ATHEXClear Member	
	Address	Phone	Fax	Market Member	Remote Member	Market Maker	Proprietary	Market Maker	General Clearing	Direct Clearing
KAPPA SECURITIES S.A.				a			a			
15, ΒΑΛΑΩΡΙΤΟΥ 15 ΑΘΗΝΑ	2103678600									
KARAMANOF SECURITIES & INVESTMENT SERVICES S.A.				a						
2, ΠΛ.ΑΓ.ΘΕΟΔΩΡΩΝ 2 ΑΘΗΝΑ	2103212947									
LAIKI FINANCIAL SERVICES LTD					a					
26, AVE. VYRONOS NICOSIA	357 22367367	357 22718567								
LEON DEPOLAS SECURITIES S.A.				a		a	a			
1, ΧΡΗΣΤΟΥ ΛΑΔΑ 1 ΑΘΗΝΑ	2103213276 -28									
MEGA EQUITY SECURITIES & FINANCIAL SERVICES PUBLIC LTD				a	a		a			
42-44, ΛΕΩΦ.ΓΡΙΒΑ ΔΙΓΕΝΗ 42-44	0035722711711									
MERIT SECURITIES S.A				a		a	a			a
5, ΣΟΦΟΚΛΕΟΥΣ 5 ΑΘΗΝΑ	2103671880									
MERRILL LYNCH INTERNATIONAL				a						
2, 2 KING EDWARD STREET LONDON	+44 20276281000									
N. CHRYSOCHOIDIS SECURITIES S.A.				a			a			a
7-9, ΣΟΦΟΚΛΕΟΥΣ 7-9 ΑΘΗΝΑ	2103213913									
NATIONAL BANK OF GREECE S.A.				a		a	a		a	
86, ΑΙΟΛΟΥ ΣΤΡ. ΑΘΗΝΑ	(210)-3341000	(210)-3228187								
68, ΑΚΑΔΙΜΙΑΣ ΣΤΡ. ΑΘΗΝΑ	(210)-3328817	(210)-3328678								
NATIONAL SECURITIES SINGLE MEMBER SA				a		a	a	a		
66, ΛΕΩΦΟΡΟΣ ΑΘΗΝΩΝ 128-132 & ΙΦΙΓΕΝΙΑΣ ΑΘΗΝΑ	2103328784									
NUNTIUS BROKERAGE AND INVESTMENT SERVICES S.A				a						
6, ΔΡΑΓΑΤΣΑΝΙΟΥ 6 ΑΘΗΝΑ	2103350599									
ONE PLUS CAPITAL LIMITED				a	a					
, 75 PRODROMOU AVENUE NICOSIA 1307	35722873760									
OPTIMA BANK S.A.				a		a	a	a	a	
, ΑΙΓΙΑΛΕΙΑΣ 32 & ΠΑΡΑΔΕΙΣΟΥ ΜΑΡΟΥΣΙ	210 8173000									
PANCRETA BANK S.A									a	
, ΙΚΑΡΟΥ 5	2810338746									
PANTELAKIS SECURITIES S.A.				a		a	a	a		
57, ΕΘΝΙΚΗΣ ΑΝΤΙΣΤΑΣΕΩΣ 57, ΚΤΙΠΙΟ Β CHALANDRI	2106965000								a	
PIRAEUS BANK S.A.				a			a			
, ΑΜΕΡΙΚΗΣ 4 ΑΘΗΝΑ	2103335000									
PIRAEUS SECURITIES S. A.				a		a	a	a		a
10, ΣΤΑΔΙΟΥ 10 ΑΘΗΝΑ	2103354100									
PROCHOICE SECURITIES LTD				a	a					
57, ΛΕΩΦ.ΣΠΥΡΟΥ ΚΥΠΡΙΑΝΟΥ 57, ΑΚΙΝΗΤΑ Φ	035724661192									
SHARELINK SECURITIES & FINANCIAL SERVICES LTD				a			a			
6, HOUSE-ΘΕΟΤΟΚΗ 6 ΜΕΓΑΡΟ ΕΛΜΗΝΑ	+357 22554200									
SOCIETE GENERALE S.A.				a	a		a			
, 17 COURS VALMY, CEDEX	+157290504									
SOLIDUS SECURITIES S.A				a			a			a
64, ΛΟΥΙΖΗΣ ΠΙΑΝΚΟΥΡ 64 ΑΘΗΝΑ	2106900600									
ST. EM. LAVRENTAKIS SECURITIES S.A.				a			a			
7-9, ΣΟΦΟΚΛΕΟΥΣ 7-9 ΑΘΗΝΑ	2103213336									
THE CYPRUS INVESTMENT & SECURITIES CORPORATION LTD				a	a					
154, 1 AG. PROKOPIOU & POSIDONOS 1ST FLOOR	0035722121700									
UBS EUROPE SE				a	a					
, OPERNTURM, BOCKENHEIMER LANDSTRASSE 2-4	496921790									
UBS LIMITED					a					
1, FINSBURY AVENUE LONDON	+44 2075687135									

List of Stocks under Market Making operations

Securities	Market Maker	Start Market Making	Stock Category	Suspension Status
MLS MULTIMEDIA SA (CR)				
	PIRAEUS SECURITIES S. A.	01/08/2019		
ALPHA ETF FTSE Athex Large Cap			Exchange Traded Funds (ETFs)	
	ALPHA FINANCE INVESTMENT SERVICES SINGLE MEMBER SA	02/01/1900		
	NATIONAL SECURITIES SINGLE MEMBER SA	02/01/1900		
ADMIE (IPTO) HOLDING S.A. (CR)			Main Market	
	EUROBANK EQUITIES INVESTMENT FIRM SINGLE MEMBER SA	24/05/2021		
	HELLENIC AMERICAN SECURITIES S.A.	09/03/2020		
	PIRAEUS SECURITIES S. A.	29/06/2017		
AEGEAN AIRLINES (CR)			Main Market	
	EUROBANK EQUITIES INVESTMENT FIRM SINGLE MEMBER SA	22/09/2020		
ALPHA SERVICES HOLD (CR)			Main Market	
	ALPHA FINANCE INVESTMENT SERVICES SINGLE MEMBER SA	29/02/2016		
	EUROBANK EQUITIES INVESTMENT FIRM SINGLE MEMBER SA	22/10/2006		
	GREENPOST TRADING EUROPE LTD	12/06/2023		
	HELLENIC AMERICAN SECURITIES S.A.	25/07/2014		
	LEON DEPOLAS SECURITIES S.A.	04/01/2016		
	MERIT SECURITIES S.A	03/09/2012		
	NATIONAL SECURITIES SINGLE MEMBER SA	02/01/1900		
	PIRAEUS SECURITIES S. A.	28/05/2009		
ALPHA TRUST (CR)			Main Market	
	EUROBANK EQUITIES INVESTMENT FIRM SINGLE MEMBER SA	06/02/2023		
	LEON DEPOLAS SECURITIES S.A.	04/01/2021		
ALUMIL (CR)			Main Market	
	PIRAEUS SECURITIES S. A.	31/07/2023		
ANDROMEDA SA (CR)			Main Market	
	BETA SECURITIES S.A.	15/02/2021		
	OPTIMA BANK S.A.	03/04/2023		
ATTICA BANK S.A. (CR)			Main Market	
	EUROXX SECURITIES S.A.	22/01/2016		
	PIRAEUS SECURITIES S. A.	20/09/2017		
AUSTRIACARD (CB)			Main Market	
	BETA SECURITIES S.A.	23/03/2023		
	EUROBANK EQUITIES INVESTMENT FIRM SINGLE MEMBER SA	15/05/2023		
AUTOHELLAS SA (CR)			Main Market	
	ALPHA FINANCE INVESTMENT SERVICES SINGLE MEMBER SA	01/07/2019		
	EUROXX SECURITIES S.A.	02/07/2018		
AVAX S.A. (CR)			Main Market	
	EUROBANK EQUITIES INVESTMENT FIRM SINGLE MEMBER SA	14/12/2015		
	OPTIMA BANK S.A.	04/09/2023		
	PIRAEUS SECURITIES S. A.	01/02/2021		
AVE (CR)			Main Market	
	EUROXX SECURITIES S.A.	05/06/2020		
BRIO PROPERTIES (CR)			Main Market	
	EUROBANK EQUITIES INVESTMENT FIRM SINGLE MEMBER SA	09/09/2019		
	LEON DEPOLAS SECURITIES S.A.	22/02/2021		
CC HBC AG (CR)			Main Market	
	BETA SECURITIES S.A.	08/03/2021		
	NATIONAL SECURITIES SINGLE MEMBER SA	02/01/1900		
	PIRAEUS SECURITIES S. A.	04/05/2015		
CENERGY HOLDINGS (CB)			Main Market	
	ALPHA FINANCE INVESTMENT SERVICES SINGLE MEMBER SA	02/01/2016		
	EUROBANK EQUITIES INVESTMENT FIRM SINGLE MEMBER SA	02/01/2016		
	OPTIMA BANK S.A.	14/03/2022		
	PANTELAKIS SECURITIES S.A.	27/12/2022		
CNL CAPITAL (CR)			Main Market	
	MERIT SECURITIES S.A	01/10/2018		
DIMAND (CR)			Main Market	
	ALPHA FINANCE INVESTMENT SERVICES SINGLE MEMBER SA	08/08/2022		
	EUROBANK EQUITIES INVESTMENT FIRM SINGLE MEMBER SA	08/08/2022		
	PANTELAKIS SECURITIES S.A.	15/05/2023		
EKTER SA (CR)			Main Market	
	BETA SECURITIES S.A.	26/09/2022		
	EUROBANK EQUITIES INVESTMENT FIRM SINGLE MEMBER SA	16/10/2017		
	LEON DEPOLAS SECURITIES S.A.	21/05/2018		
ELASTRON (CR)			Main Market	
	LEON DEPOLAS SECURITIES S.A.	20/02/2017		

List of Stocks under Market Making operations

Securities	Stock Category
Market Maker	Start Market Making
ELLAKTOR (CR)	Main Market
ALPHA FINANCE INVESTMENT SERVICES SINGLE MEMBER SA	18/03/2019
EUROBANK EQUITIES INVESTMENT FIRM SINGLE MEMBER SA	01/06/2012
EUROXX SECURITIES S.A.	24/09/2018
NATIONAL SECURITIES SINGLE MEMBER SA	02/01/1900
PIRAEUS SECURITIES S. A.	22/10/2018
ELTON SA (CR)	Main Market
EUROBANK EQUITIES INVESTMENT FIRM SINGLE MEMBER SA	28/11/2022
OPTIMA BANK S.A.	30/01/2023
ELVALHALCOR (CR)	Main Market
ALPHA FINANCE INVESTMENT SERVICES SINGLE MEMBER SA	07/05/2018
BETA SECURITIES S.A.	09/01/2023
EUROBANK EQUITIES INVESTMENT FIRM SINGLE MEMBER SA	07/05/2018
ENTERSOFT (CR)	Main Market
ALPHA FINANCE INVESTMENT SERVICES SINGLE MEMBER SA	23/03/2023
EUROBANK EQUITIES INVESTMENT FIRM SINGLE MEMBER SA	22/06/2020
EUROBANK HOLDINGS (CR)	Main Market
ALPHA FINANCE INVESTMENT SERVICES SINGLE MEMBER SA	09/01/2006
EUROBANK EQUITIES INVESTMENT FIRM SINGLE MEMBER SA	01/06/2012
GREENPOST TRADING EUROPE LTD	12/06/2023
HELLENIC AMERICAN SECURITIES S.A.	25/07/2014
LEON DEPOLAS SECURITIES S.A.	30/11/2018
MERIT SECURITIES S.A	06/11/2017
NATIONAL SECURITIES SINGLE MEMBER SA	02/01/1900
PIRAEUS SECURITIES S. A.	28/09/2009
EUROCONSULTANTS S.A. (CR)	Main Market
OPTIMA BANK S.A.	01/02/2023
EYDAP S.A. (CR)	Main Market
ALPHA FINANCE INVESTMENT SERVICES SINGLE MEMBER SA	27/01/2020
EUROBANK EQUITIES INVESTMENT FIRM SINGLE MEMBER SA	10/06/2019
FOURLIS (CR)	Main Market
EUROBANK EQUITIES INVESTMENT FIRM SINGLE MEMBER SA	01/12/2016
PIRAEUS SECURITIES S. A.	06/03/2017
GEK TERNA (CR)	Main Market
BETA SECURITIES S.A.	08/03/2021
EUROBANK EQUITIES INVESTMENT FIRM SINGLE MEMBER SA	24/05/2021
PIRAEUS SECURITIES S. A.	29/08/2019
GR. SARANTIS S.A. (CR)	Main Market
BETA SECURITIES S.A.	14/05/2012
EUROBANK EQUITIES INVESTMENT FIRM SINGLE MEMBER SA	24/10/2016
HELLENIC EXCHANGES-A.S.E. (CR)	Main Market
HELLENIC AMERICAN SECURITIES S.A.	01/09/2014
NATIONAL SECURITIES SINGLE MEMBER SA	02/01/1900
PIRAEUS SECURITIES S. A.	04/05/2015
HELLENIQ ENERGY (CR)	Main Market
ALPHA FINANCE INVESTMENT SERVICES SINGLE MEMBER SA	07/11/2023
EUROBANK EQUITIES INVESTMENT FIRM SINGLE MEMBER SA	01/11/2023
HELLENIC AMERICAN SECURITIES S.A.	14/09/2015
PIRAEUS SECURITIES S. A.	20/03/2017
IDEAL HOLDINGS (CR)	Main Market
EUROBANK EQUITIES INVESTMENT FIRM SINGLE MEMBER SA	07/06/2021
PIRAEUS SECURITIES S. A.	07/06/2021
INTERCONTINENTAL (CR)	Main Market
LEON DEPOLAS SECURITIES S.A.	03/06/2019
INTERLIFE G.C.I.(CR)	Main Market
BETA SECURITIES S.A.	24/10/2022
INTERWOOD-XYLEMPORIA (CR)	Main Market
EUROBANK EQUITIES INVESTMENT FIRM SINGLE MEMBER SA	05/07/2021
PANTELAKIS SECURITIES S.A.	01/07/2021
INTRAKAT (CR)	Main Market
BETA SECURITIES S.A.	04/10/2021
PANTELAKIS SECURITIES S.A.	10/10/2022
JUMBO SA (CR)	Main Market
BETA SECURITIES S.A.	01/02/2021
EUROBANK EQUITIES INVESTMENT FIRM SINGLE MEMBER SA	25/05/2020
GREENPOST TRADING EUROPE LTD	12/06/2023
MERIT SECURITIES S.A	06/11/2017
PIRAEUS SECURITIES S. A.	06/03/2017

List of Stocks under Market Making operations

Securities	Stock Category
Market Maker	Start Market Making
KLOUKINAS - LAPPAS SA (CR)	Main Market
OPTIMA BANK S.A.	02/01/2023
KRI-KRI S.A. (CR)	Main Market
EUROBANK EQUITIES INVESTMENT FIRM SINGLE MEMBER SA	07/05/2018
LEON DEPOLAS SECURITIES S.A.	16/01/2017
LAMDA DEVELOPMENT SA (CR)	Main Market
EUROBANK EQUITIES INVESTMENT FIRM SINGLE MEMBER SA	08/12/2014
PANTELAKIS SECURITIES S.A.	06/11/2017
PIRAEUS SECURITIES S. A.	29/06/2017
LAMPSA HOTEL SA (CR)	Main Market
LEON DEPOLAS SECURITIES S.A.	16/01/2017
MIG (CR)	Main Market
PIRAEUS SECURITIES S. A.	02/02/2009
MOTODYNAMICS S.A. (CR)	Main Market
OPTIMA BANK S.A.	25/08/2023
MOTOR OIL (CR)	Main Market
BETA SECURITIES S.A.	08/03/2021
EUROBANK EQUITIES INVESTMENT FIRM SINGLE MEMBER SA	22/10/2006
GREENPOST TRADING EUROPE LTD	12/06/2023
LEON DEPOLAS SECURITIES S.A.	01/04/2019
MERIT SECURITIES S.A	25/02/2019
NATIONAL SECURITIES SINGLE MEMBER SA	02/01/1900
PIRAEUS SECURITIES S. A.	04/05/2015
MPLE KEDROS (CR)	Main Market
OPTIMA BANK S.A.	16/10/2023
OPTIMA BANK S.A.	08/11/2023
MYTILINEOS (CR)	Main Market
ALPHA FINANCE INVESTMENT SERVICES SINGLE MEMBER SA	15/04/2019
BETA SECURITIES S.A.	11/04/2022
EUROBANK EQUITIES INVESTMENT FIRM SINGLE MEMBER SA	20/09/2017
GREENPOST TRADING EUROPE LTD	12/06/2023
MERIT SECURITIES S.A	25/02/2019
NATIONAL SECURITIES SINGLE MEMBER SA	02/01/1900
PIRAEUS SECURITIES S. A.	04/05/2015
NATIONAL BANK (CR)	Main Market
ALPHA FINANCE INVESTMENT SERVICES SINGLE MEMBER SA	09/01/2006
EUROBANK EQUITIES INVESTMENT FIRM SINGLE MEMBER SA	22/10/2006
GREENPOST TRADING EUROPE LTD	12/06/2023
HELLENIC AMERICAN SECURITIES S.A.	25/07/2014
LEON DEPOLAS SECURITIES S.A.	20/05/2015
MERIT SECURITIES S.A	03/09/2012
NATIONAL SECURITIES SINGLE MEMBER SA	02/01/1900
PIRAEUS SECURITIES S. A.	08/09/2008
OPAP (CR)	Main Market
ALPHA FINANCE INVESTMENT SERVICES SINGLE MEMBER SA	09/01/2006
BETA SECURITIES S.A.	11/04/2022
EUROBANK EQUITIES INVESTMENT FIRM SINGLE MEMBER SA	22/10/2006
GREENPOST TRADING EUROPE LTD	12/06/2023
HELLENIC AMERICAN SECURITIES S.A.	25/07/2014
MERIT SECURITIES S.A	20/03/2017
NATIONAL SECURITIES SINGLE MEMBER SA	02/01/1900
PIRAEUS SECURITIES S. A.	04/05/2015
OPTIMA BANK (CR)	Main Market
OPTIMA BANK S.A.	06/11/2023
OTE (CR)	Main Market
ALPHA FINANCE INVESTMENT SERVICES SINGLE MEMBER SA	09/01/2006
BETA SECURITIES S.A.	11/04/2022
EUROBANK EQUITIES INVESTMENT FIRM SINGLE MEMBER SA	22/10/2006
GREENPOST TRADING EUROPE LTD	12/06/2023
HELLENIC AMERICAN SECURITIES S.A.	25/07/2014
LEON DEPOLAS SECURITIES S.A.	20/04/2015
MERIT SECURITIES S.A	20/03/2017
NATIONAL SECURITIES SINGLE MEMBER SA	02/01/1900
PIRAEUS SECURITIES S. A.	08/09/2008
P.P.A. S.A. (CR)	Main Market
EUROBANK EQUITIES INVESTMENT FIRM SINGLE MEMBER SA	06/02/2019
PAPOUTSANIS (CR)	Main Market
ALPHA FINANCE INVESTMENT SERVICES SINGLE MEMBER SA	19/11/2018
BETA SECURITIES S.A.	25/11/2013

List of Stocks under Market Making operations

Securities	Stock Category
Market Maker	Start Market Making
PETROPOULOS PETROS (CR)	Main Market
EUROBANK EQUITIES INVESTMENT FIRM SINGLE MEMBER SA	01/04/2019
PANTELAKIS SECURITIES S.A.	16/03/2020
PIRAEUS FINANCIAL HOLD (CR)	Main Market
ALPHA FINANCE INVESTMENT SERVICES SINGLE MEMBER SA	15/04/2019
EUROBANK EQUITIES INVESTMENT FIRM SINGLE MEMBER SA	22/10/2006
EUROXX SECURITIES S.A.	15/02/2016
GREENPOST TRADING EUROPE LTD	12/06/2023
HELLENIC AMERICAN SECURITIES S.A.	25/07/2014
LEON DEPOLAS SECURITIES S.A.	30/11/2018
MERIT SECURITIES S.A	16/09/2013
NATIONAL SECURITIES SINGLE MEMBER SA	02/01/1900
PIRAEUS SECURITIES S. A.	16/02/2009
PPC (CR)	Main Market
ALPHA FINANCE INVESTMENT SERVICES SINGLE MEMBER SA	09/01/2006
BETA SECURITIES S.A.	01/02/2021
EUROBANK EQUITIES INVESTMENT FIRM SINGLE MEMBER SA	22/10/2006
GREENPOST TRADING EUROPE LTD	12/06/2023
HELLENIC AMERICAN SECURITIES S.A.	01/09/2014
MERIT SECURITIES S.A	06/11/2017
NATIONAL SECURITIES SINGLE MEMBER SA	02/01/1900
PIRAEUS SECURITIES S. A.	28/09/2009
PREMIA (CR)	Main Market
BETA SECURITIES S.A.	01/06/2021
LEON DEPOLAS SECURITIES S.A.	05/12/2022
PANTELAKIS SECURITIES S.A.	23/12/2021
PROFILE SA (CR)	Main Market
OPTIMA BANK S.A.	03/04/2023
PANTELAKIS SECURITIES S.A.	01/07/2019
QUALITY & RELIABILITY SA (CR)	Main Market
OPTIMA BANK S.A.	03/01/2023
QUEST HOLDINGS (CR)	Main Market
BETA SECURITIES S.A.	26/03/2018
EUROBANK EQUITIES INVESTMENT FIRM SINGLE MEMBER SA	28/01/2019
REVOIL (CR)	Main Market
BETA SECURITIES S.A.	26/06/2023
SIDMA STEEL (CR)	Main Market
OPTIMA BANK S.A.	25/05/2023
SPACE HELLAS SA (CR)	Main Market
MERIT SECURITIES S.A	09/12/2022
TECHNICAL OLYMPIC SA (CR)	Main Market
OPTIMA BANK S.A.	05/07/2023
TERNA ENERGY (CR)	Main Market
EUROBANK EQUITIES INVESTMENT FIRM SINGLE MEMBER SA	24/05/2021
PIRAEUS SECURITIES S. A.	09/12/2019
THRACE PLASTICS SA (CR)	Main Market
ALPHA FINANCE INVESTMENT SERVICES SINGLE MEMBER SA	26/03/2018
EUROBANK EQUITIES INVESTMENT FIRM SINGLE MEMBER SA	26/03/2018
TITAN CEMENT (CB)	Main Market
BETA SECURITIES S.A.	01/02/2021
EUROBANK EQUITIES INVESTMENT FIRM SINGLE MEMBER SA	06/11/2019
PIRAEUS SECURITIES S. A.	18/01/2021
TRADE ESTATES REIC (CR)	Main Market
EUROBANK EQUITIES INVESTMENT FIRM SINGLE MEMBER SA	08/11/2023
EUROBANK EQUITIES INVESTMENT FIRM SINGLE MEMBER SA	10/11/2023
PANTELAKIS SECURITIES S.A.	10/11/2023
PANTELAKIS SECURITIES S.A.	08/11/2023
TZIRAKIAN PROFIL (CR)	Main Market
LEON DEPOLAS SECURITIES S.A.	19/07/2021
VIOHALCO SA/NV (CB)	Main Market
ALPHA FINANCE INVESTMENT SERVICES SINGLE MEMBER SA	11/03/2008
EUROBANK EQUITIES INVESTMENT FIRM SINGLE MEMBER SA	04/03/2014
MERIT SECURITIES S.A	17/03/2014

Underlying Asset				Derivatives Market													
Price max	Price min	Closing price	change	Delivery Month	Open price	Price max	Price min	Last price	Closing price	Last Bid	Last Ask	Fixing price*	Life high	Life low	Trades	Volume	Open Interest
FTSE/Athex Large Cap				(Trade Unit: 1 Index Point x 2E, Cash Settlement)													
3,112.62	3,089.52	3,112.62	0.54%	December 2023	3,103.50	3,110.00	3,089.75	3,106.00	3,106.00	---	---	---	3,110.00	---	81	288	3,373
				January 2024	3,095.00	3,106.50	3,090.50	3,104.50	3,104.50	---	---	---	3,106.50	---	24	87	81
				February 2024	---	---	---	---	3,109.50	---	---	---	---	---	---	---	---
				March 2024	---	---	---	---	3,114.50	---	---	---	---	---	---	---	---
				June 2024	---	---	---	---	3,131.25	---	---	---	---	---	---	---	---
				September 2024	---	---	---	---	3,147.00	---	---	---	---	---	---	---	---
FTSE/Athex Banks				(Trade Unit: 1 Index Point x 15E, Cash Settlement)													
1,082.70	1,070.05	1,082.70	0.83%	December 2023	---	---	---	---	1,088.75	---	---	---	1,075.00	---	---	---	1,659
				March 2024	---	---	---	---	1,080.25	---	---	---	---	---	---	---	---
				June 2024	---	---	---	---	1,086.00	---	---	---	---	---	---	---	---
				September 2024	---	---	---	---	1,091.50	---	---	---	---	---	---	---	---
MSCI GREECE REBASED				(Trade Unit: 1 Index Point x 2E, Cash Settlement)													
5,009.28	4,956.11	5,009.28	0.77%	December 2023	---	---	---	---	5,150.75	---	---	---	5,019.75	---	---	---	103
				January 2024	---	---	---	---	4,939.75	---	---	---	4,683.25	---	---	---	---
				February 2024	---	---	---	---	4,992.75	---	---	---	---	---	---	---	---
				March 2024	---	---	---	---	5,000.50	---	---	---	---	---	---	---	---
				April 2024	---	---	---	---	5,010.00	---	---	---	---	---	---	---	---
				May 2024	---	---	---	---	5,017.75	---	---	---	---	---	---	---	---
				June 2024	---	---	---	---	5,027.50	---	---	---	---	---	---	---	---
				September 2024	---	---	---	---	5,052.50	---	---	---	---	---	---	---	---

Derivatives notes

Fixing prices and final open positions can be retrieved from the following path <http://www.helex.gr/el/web/guest/statistics-end-of-day-derivatives>

Underlying Asset				Derivatives Market													
Price max	Price min	Closing price	change	Delivery Month	Open price	Price max	Price min	Last price	Closing price	Last Bid	Last Ask	Fixing price*	Life high	Life low	Trades	Volume	Open Interest
ADMIE (IPTO) HOLDING S.A. (CR)				(Contract Size: 100 Securities, Physical Delivery)													
2.135	2.1	2.1	-1.18%	December 2023	2.13	2.14	2.13	2.13	2.13	---	---	---	2.42	---	30	312	24,188
				March 2024	---	---	---	---	2.13	---	---	---	2.17	---	---	---	600
				June 2024	---	---	---	---	2.15	---	---	---	---	---	---	---	---
				September 2024	---	---	---	---	2.16	---	---	---	---	---	---	---	---
AEGEAN AIRLINES (CR)				(Contract Size: 100 Securities, Physical Delivery)													
11.54	11.3	11.46	0.53%	December 2023	11.41	11.53	11.37	11.40	11.40	---	---	---	13.64	---	37	126	5,647
				March 2024	11.56	11.56	11.51	11.51	11.51	---	---	---	12.14	---	9	13	449
				June 2024	---	---	---	---	11.53	---	---	---	---	---	---	---	---
				September 2024	---	---	---	---	11.59	---	---	---	---	---	---	---	---
ALPHA SERVICES HOLD (CR)				(Contract Size: 100 Securities, Physical Delivery)													
1.5645	1.546	1.56	0.39%	December 2023	1.57	1.57	1.55	1.56	1.56	---	---	---	1.65	---	124	5,480	186,428
				March 2024	1.58	1.59	1.58	1.58	1.58	---	---	---	1.60	---	44	1,106	1,872
				June 2024	---	---	---	---	1.52	---	---	---	1.47	---	---	---	---
				September 2024	---	---	---	---	1.58	---	---	---	---	---	---	---	---
AUTOHELLAS SA (CR)				(Contract Size: 100 Securities, Physical Delivery)													
12.56	12.18	12.18	-2.72%	December 2023	12.46	12.46	12.40	12.40	12.40	---	---	---	14.22	---	2	2	194
				March 2024	---	---	---	---	12.59	---	---	---	---	---	---	---	---
				June 2024	---	---	---	---	12.66	---	---	---	---	---	---	---	---
				September 2024	---	---	---	---	12.73	---	---	---	---	---	---	---	---
AVAX S.A. (CR)				(Contract Size: 100 Securities, Physical Delivery)													
1.548	1.396	1.528	10.09%	December 2023	1.41	1.54	1.41	1.54	1.54	---	---	---	1.54	---	40	151	1,169
				March 2024	---	---	---	---	1.40	---	---	---	---	---	---	---	---
				June 2024	---	---	---	---	1.40	---	---	---	---	---	---	---	---
				September 2024	---	---	---	---	1.41	---	---	---	---	---	---	---	---
CC HBC AG (CR)				(Contract Size: 100 Securities, Physical Delivery)													
25.53	25.24	25.45	-0.16%	December 2023	25.36	25.55	25.36	25.55	25.55	---	---	---	27.19	---	5	7	461
				March 2024	---	---	---	---	25.64	---	---	---	---	---	---	---	---
				June 2024	---	---	---	---	25.78	---	---	---	---	---	---	---	---
				September 2024	---	---	---	---	25.91	---	---	---	---	---	---	---	---
CENERGY HOLDINGS (CB)				(Contract Size: 100 Securities, Physical Delivery)													
6.98	6.86	6.98	1.16%	December 2023	6.94	6.98	6.94	6.98	6.98	---	---	---	7.22	---	5	9	4,745
				March 2024	---	---	---	---	6.94	---	---	---	---	---	---	---	---
				June 2024	---	---	---	---	6.98	---	---	---	---	---	---	---	---
				September 2024	---	---	---	---	7.01	---	---	---	---	---	---	---	---

Derivatives notes

Fixing prices and final open positions can be retrieved from the following path <http://www.helex.gr/el/web/guest/statistics-end-of-day-derivatives>

Underlying Asset				Derivatives Market													
Price max	Price min	Closing price	change	Delivery Month	Open price	Price max	Price min	Last price	Closing price	Last Bid	Last Ask	Fixing price*	Life high	Life low	Trades	Volume	Open Interest
ELLAKTOR (CR)				(Contract Size: 100 Securities, Physical Delivery)													
2.27	2.18	2.18	-0.02%	December 2023	2.27	2.28	2.22	2.22	2.22	---	---	---	2.33	---	3	7	977
				March 2024	---	---	---	---	2.24	---	---	---	---	---	---	---	---
				June 2024	---	---	---	---	2.25	---	---	---	---	---	---	---	---
				September 2024	---	---	---	---	2.26	---	---	---	---	---	---	---	---
ELVALHALCOR (CR)				(Contract Size: 100 Securities, Physical Delivery)													
1.908	1.836	1.87	-0.11%	December 2023	1.89	1.89	1.87	1.87	1.87	---	---	---	2.09	---	6	26	1,447
				March 2024	---	---	---	---	1.88	---	---	---	---	---	---	---	---
				June 2024	---	---	---	---	1.89	---	---	---	---	---	---	---	---
				September 2024	---	---	---	---	1.90	---	---	---	---	---	---	---	---
EUROBANK HOLDINGS (CR)				(Contract Size: 100 Securities, Physical Delivery)													
1.6995	1.67	1.691	0.21%	December 2023	1.68	1.70	1.68	1.69	1.69	---	---	---	1.70	---	40	845	31,103
				March 2024	1.70	1.70	1.70	1.70	1.70	---	---	---	1.70	---	1	10	27
				June 2024	---	---	---	---	1.71	---	---	---	---	---	---	---	---
				September 2024	---	---	---	---	1.72	---	---	---	---	---	---	---	---
EYDAP S.A. (CR)				(Contract Size: 100 Securities, Physical Delivery)													
6.06	5.8	5.8	-2.19%	December 2023	5.98	5.98	5.96	5.96	5.96	---	---	---	6.52	---	2	4	2,450
				March 2024	6.10	6.10	6.09	6.09	6.09	---	---	---	6.10	---	2	20	90
				June 2024	---	---	---	---	6.00	---	---	---	---	---	---	---	---
				September 2024	---	---	---	---	6.03	---	---	---	---	---	---	---	---
FOURLIS (CR)				(Contract Size: 100 Securities, Physical Delivery)													
4.15	4.1	4.15	2.47%	December 2023	4.13	4.13	4.13	4.13	4.13	---	---	---	4.65	---	1	8	1,037
				March 2024	---	---	---	---	4.07	---	---	---	---	---	---	---	---
				June 2024	---	---	---	---	4.10	---	---	---	---	---	---	---	---
				September 2024	---	---	---	---	4.12	---	---	---	---	---	---	---	---
GEK TERNA (CR)				(Contract Size: 100 Securities, Physical Delivery)													
13.64	13.24	13.24	-1.19%	December 2023	13.52	13.60	13.40	13.42	13.42	---	---	---	13.79	---	12	57	6,253
				March 2024	---	---	---	---	13.48	---	---	---	---	---	---	---	---
				June 2024	---	---	---	---	13.55	---	---	---	---	---	---	---	---
				September 2024	---	---	---	---	13.62	---	---	---	---	---	---	---	---
HELLENIC EXCHANGES-A.S.E. (CR)				(Contract Size: 100 Securities, Physical Delivery)													
5.35	5.21	5.21	-2.25%	December 2023	5.33	5.34	5.28	5.28	5.28	---	---	---	5.34	---	17	80	9,490
				March 2024	5.40	5.40	5.40	5.40	5.40	---	---	---	5.40	---	1	50	74
				June 2024	---	---	---	---	5.39	---	---	---	---	---	---	---	---
				September 2024	---	---	---	---	5.42	---	---	---	---	---	---	---	---

Derivatives notes

Fixing prices and final open positions can be retrieved from the following path <http://www.helex.gr/el/web/guest/statistics-end-of-day-derivatives>

Underlying Asset				Derivatives Market													
Price max	Price min	Closing price	change	Delivery Month	Open price	Price max	Price min	Last price	Closing price	Last Bid	Last Ask	Fixing price*	Life high	Life low	Trades	Volume	Open Interest
HELLENiQ ENERGY (CR)																	
(Contract Size: 100 Securities, Physical Delivery)																	
7.8	7.61	7.61	-0.52%	December 2023	7.75	7.77	7.66	7.66	7.66	---	---	---	8.01	---	33	136	1,654
				March 2024	7.81	7.88	7.57	7.57	7.57	---	---	---	7.88	---	10	97	141
				June 2024	---	---	---	---	7.74	---	---	---	---	---	---	---	---
				September 2024	---	---	---	---	7.78	---	---	---	---	---	---	---	---
INTRACOM HOLDINGS (CR)																	
(Contract Size: 100 Securities, Physical Delivery)																	
2.715	2.65	2.68	0.75%	December 2023	2.70	2.71	2.65	2.68	2.68	---	---	---	2.83	---	56	385	7,564
				March 2024	2.71	2.76	2.70	2.75	2.75	---	---	---	2.88	---	22	108	473
				June 2024	---	---	---	---	2.69	---	---	---	---	---	---	---	---
				September 2024	---	---	---	---	2.70	---	---	---	---	---	---	---	---
INTRAKAT (CR)																	
(Contract Size: 100 Securities, Physical Delivery)																	
3.48	3.44	3.47	-0.14%	December 2023	3.47	3.49	3.47	3.47	3.47	---	---	---	3.52	---	15	85	6,829
				March 2024	3.51	3.51	3.50	3.50	3.50	---	---	---	3.58	---	2	20	3,473
				June 2024	---	---	---	---	3.51	---	---	---	---	---	---	---	---
				September 2024	---	---	---	---	3.53	---	---	---	---	---	---	---	---
JUMBO SA (CR)																	
(Contract Size: 100 Securities, Physical Delivery)																	
24.04	23.68	24.04	0.17%	December 2023	24.01	24.08	23.79	24.08	24.08	---	---	---	28.13	---	87	308	1,474
				March 2024	---	---	---	---	24.26	---	---	---	24.39	---	---	---	7
				June 2024	---	---	---	---	24.27	---	---	---	---	---	---	---	---
				September 2024	---	---	---	---	24.39	---	---	---	---	---	---	---	---
LAMDA DEVELOPMENT SA (CR)																	
(Contract Size: 100 Securities, Physical Delivery)																	
6.715	6.57	6.6	-1.05%	December 2023	6.65	6.74	6.65	6.74	6.74	---	---	---	6.84	---	7	31	5,744
				March 2024	---	---	---	---	6.79	---	---	---	6.70	---	---	---	10
				June 2024	---	---	---	---	6.75	---	---	---	---	---	---	---	---
				September 2024	---	---	---	---	6.78	---	---	---	---	---	---	---	---
MIG (CR)																	
(Contract Size: 100 Securities, Physical Delivery)																	
4.79	4.58	4.67	-0.64%	December 2023	---	---	---	---	4.69	---	---	---	5.20	---	---	---	131
				March 2024	---	---	---	---	4.73	---	---	---	---	---	---	---	---
				June 2024	---	---	---	---	4.75	---	---	---	---	---	---	---	---
				September 2024	---	---	---	---	4.78	---	---	---	---	---	---	---	---
MOTOR OIL (CR)																	
(Contract Size: 100 Securities, Physical Delivery)																	
25	24.22	24.8	-0.80%	December 2023	24.77	24.77	24.31	24.31	24.31	---	---	---	24.89	---	12	21	1,060
				March 2024	---	---	---	---	25.15	---	---	---	---	---	---	---	---
				June 2024	---	---	---	---	25.28	---	---	---	---	---	---	---	---
				September 2024	---	---	---	---	25.41	---	---	---	---	---	---	---	---

Derivatives notes

Fixing prices and final open positions can be retrieved from the following path <http://www.helex.gr/el/web/guest/statistics-end-of-day-derivatives>

Underlying Asset				Derivatives Market													
Price max	Price min	Closing price	change	Delivery Month	Open price	Price max	Price min	Last price	Closing price	Last Bid	Last Ask	Fixing price*	Life high	Life low	Trades	Volume	Open Interest
MYTILINEOS (CR)																	
(Contract Size: 100 Securities, Physical Delivery)																	
36.86	36.2	36.74	1.55%	December 2023	36.28	36.85	36.21	36.70	36.70	---	---	---	38.12	---	73	196	3,479
				March 2024	36.76	37.17	36.76	37.17	37.17	---	---	---	37.18	---	7	7	51
				June 2024	---	---	---	---	36.59	---	---	---	---	---	---	---	---
				September 2024	---	---	---	---	36.77	---	---	---	---	---	---	---	---
NATIONAL BANK (CR)																	
(Contract Size: 100 Securities, Physical Delivery)																	
6.282	6.18	6.282	1.32%	December 2023	6.20	6.26	6.19	6.26	6.26	---	---	---	6.43	---	94	1,170	30,410
				March 2024	6.22	6.30	6.22	6.28	6.28	---	---	---	6.30	---	52	151	905
				June 2024	---	---	---	---	6.27	---	---	---	---	---	---	---	---
				September 2024	---	---	---	---	6.30	---	---	---	---	---	---	---	---
OPAP (CR)																	
(Contract Size: 100 Securities, Physical Delivery)																	
14.88	14.68	14.7	-0.54%	December 2023	14.70	14.87	14.65	14.86	14.86	---	---	---	16.20	---	15	33	2,658
				March 2024	---	---	---	---	14.18	---	---	---	14.84	---	---	---	1
				June 2024	---	---	---	---	14.95	---	---	---	---	---	---	---	---
				September 2024	---	---	---	---	15.02	---	---	---	---	---	---	---	---
OPTIMA BANK (CR)																	
(Contract Size: 100 Securities, Physical Delivery)																	
7.9	7.76	7.85	0.51%	December 2023	---	---	---	---	7.79	---	---	---	7.86	---	---	---	82
				March 2024	---	---	---	---	7.86	---	---	---	---	---	---	---	---
				June 2024	---	---	---	---	7.90	---	---	---	---	---	---	---	---
				September 2024	---	---	---	---	7.94	---	---	---	---	---	---	---	---
OTE (CR)																	
(Contract Size: 100 Securities, Physical Delivery)																	
13.47	13.2	13.47	2.20%	December 2023	13.37	13.56	13.31	13.45	13.45	---	---	---	14.17	---	83	291	8,225
				March 2024	13.54	13.54	13.54	13.54	13.54	---	---	---	13.69	---	1	1	58
				June 2024	---	---	---	---	13.33	---	---	---	---	---	---	---	---
				September 2024	---	---	---	---	13.40	---	---	---	---	---	---	---	---
P.P.A. S.A. (CR)																	
(Contract Size: 100 Securities, Physical Delivery)																	
23.25	22.95	23.25	0.65%	December 2023	22.95	23.08	22.95	23.08	23.08	---	---	---	23.08	---	2	3	179
				March 2024	---	---	---	---	23.24	---	---	---	---	---	---	---	---
				June 2024	---	---	---	---	23.36	---	---	---	---	---	---	---	---
				September 2024	---	---	---	---	23.48	---	---	---	---	---	---	---	---
PIRAEUS FINANCIAL HOLD (CR)																	
(Contract Size: 100 Securities, Physical Delivery)																	
3.26	3.198	3.26	1.62%	December 2023	3.25	3.31	3.21	3.25	3.25	---	---	---	3.36	---	146	3,213	73,947
				March 2024	3.28	3.28	3.27	3.27	3.27	---	---	---	3.28	---	2	2	102
				June 2024	---	---	---	---	3.24	---	---	---	---	---	---	---	---
				September 2024	---	---	---	---	3.26	---	---	---	---	---	---	---	---

Derivatives notes

Fixing prices and final open positions can be retrieved from the following path <http://www.helex.gr/el/web/guest/statistics-end-of-day-derivatives>

Underlying Asset				Derivatives Market													
Price max	Price min	Closing price	change	Delivery Month	Open price	Price max	Price min	Last price	Closing price	Last Bid	Last Ask	Fixing price*	Life high	Life low	Trades	Volume	Open Interest
PPC (CR)				(Contract Size: 100 Securities, Physical Delivery)													
10.8	10.64	10.8	1.03%	December 2023	10.56	10.83	10.53	10.79	10.79	---	---	---	10.87	---	85	446	25,983
				March 2024	10.90	10.99	10.90	10.90	10.90	---	---	---	10.99	---	7	64	1,614
				June 2024	---	---	---	---	10.81	---	---	---	---	---	---	---	---
				September 2024	---	---	---	---	10.87	---	---	---	---	---	---	---	---
QUEST HOLDINGS (CR)				(Contract Size: 100 Securities, Physical Delivery)													
5.47	5.39	5.46	0.18%	December 2023	---	---	---	---	5.30	---	---	---	6.25	---	---	---	103
				March 2024	---	---	---	---	5.48	---	---	---	---	---	---	---	---
				June 2024	---	---	---	---	5.51	---	---	---	---	---	---	---	---
				September 2024	---	---	---	---	5.54	---	---	---	---	---	---	---	---
TERNA ENERGY (CR)				(Contract Size: 100 Securities, Physical Delivery)													
15.82	15.49	15.69	1.42%	December 2023	15.55	15.83	15.55	15.62	15.62	---	---	---	17.23	---	64	228	15,208
				March 2024	15.84	15.94	15.84	15.94	15.94	---	---	---	15.94	---	5	22	115
				June 2024	---	---	---	---	15.65	---	---	---	---	---	---	---	---
				September 2024	---	---	---	---	15.72	---	---	---	---	---	---	---	---
TITAN CEMENT (CB)				(Contract Size: 100 Securities, Physical Delivery)													
19.74	19.36	19.74	1.33%	December 2023	19.55	19.68	19.55	19.67	19.67	---	---	---	19.68	---	7	16	655
				March 2024	---	---	---	---	19.60	---	---	---	---	---	---	---	---
				June 2024	---	---	---	---	19.70	---	---	---	---	---	---	---	---
				September 2024	---	---	---	---	19.80	---	---	---	---	---	---	---	---
VIOHALCO SA/NV (CB)				(Contract Size: 100 Securities, Physical Delivery)													
5.55	5.39	5.42	-1.27%	December 2023	5.52	5.52	5.44	5.44	5.44	---	---	---	6.66	---	18	67	4,968
				March 2024	---	---	---	---	5.52	---	---	---	---	---	---	---	---
				June 2024	---	---	---	---	5.55	---	---	---	---	---	---	---	---
				September 2024	---	---	---	---	5.58	---	---	---	---	---	---	---	---

Derivatives notes

Fixing prices and final open positions can be retrieved from the following path <http://www.helex.gr/el/web/guest/statistics-end-of-day-derivatives>

FTSE/Athex Large Cap

(Trade Unit: 1 Index Point x 2€ - Exercise Style: European, Cash Settlement)

Exercise Price	Call Options														Put Options																		
	December 2023						January 2024						Other Months		December 2023						January 2024						Other Months		Exercise Price				
	Open price	Price max	Price min	Last price	Closing price	Volume	Open Interest	Open price	Price max	Price min	Last price	Closing price	Volume	Open Interest	Volume	Open Interest	Open price	Price max	Price min	Last price	Closing price	Volume	Open Interest	Open price	Price max	Price min	Last price	Closing price		Volume	Open Interest	Volume	Open Interest
1,975	0.00	0.00	0.00	-	1,125.00	-	-	-	-	-	-	-	-	-	-	0.00	0.00	0.00	-	0.01	-	-	-	-	-	-	-	-		-	-	-	1,975
2,000	0.00	0.00	0.00	-	1,100.00	-	-	-	-	-	-	-	-	-	-	0.00	0.00	0.00	-	0.01	-	-	-	-	-	-	-	-	-	-	-	2,000	
2,050	0.00	0.00	0.00	-	1,050.00	-	-	-	-	-	-	-	-	-	-	0.00	0.00	0.00	-	0.01	-	-	-	-	-	-	-	-	-	-	-	2,050	
2,100	0.00	0.00	0.00	-	1,000.00	-	-	-	-	-	-	-	-	-	-	0.00	0.00	0.00	-	0.01	-	-	-	-	-	-	-	-	-	-	-	2,100	
2,150	0.00	0.00	0.00	-	950.00	-	-	-	-	-	-	-	-	-	-	0.00	0.00	0.00	-	0.01	-	-	-	-	-	-	-	-	-	-	-	2,150	
2,200	0.00	0.00	0.00	-	900.00	-	-	-	-	-	-	-	-	-	-	0.00	0.00	0.00	-	0.01	-	-	-	-	-	-	-	-	-	-	-	2,200	
2,250	0.00	0.00	0.00	-	850.00	-	-	-	-	-	-	-	-	-	-	0.00	0.00	0.00	-	0.02	-	-	-	-	-	-	-	-	-	-	-	2,250	
2,300	0.00	0.00	0.00	-	800.00	-	-	-	-	-	-	-	-	-	-	0.00	0.00	0.00	-	0.01	-	-	-	-	-	-	-	-	-	-	-	2,300	
2,350	0.00	0.00	0.00	-	750.00	-	-	-	-	-	-	-	-	-	-	0.00	0.00	0.00	-	0.01	-	-	-	-	-	-	-	-	-	-	-	2,350	
2,400	0.00	0.00	0.00	-	700.00	-	-	-	-	-	-	-	-	-	-	0.00	0.00	0.00	-	0.02	-	-	-	-	-	-	-	-	-	-	-	2,400	
2,450	0.00	0.00	0.00	-	650.00	-	-	-	-	-	-	-	-	-	-	0.00	0.00	0.00	-	0.01	-	-	-	-	-	-	-	-	-	-	-	2,450	
2,500	0.00	0.00	0.00	-	600.00	-	-	-	-	-	-	-	-	-	-	0.00	0.00	0.00	-	0.02	-	-	-	-	-	-	-	-	-	-	-	2,500	
2,550	0.00	0.00	0.00	-	550.00	-	-	-	-	-	-	-	-	-	-	0.00	0.00	0.00	-	0.01	-	-	-	-	-	-	-	-	-	-	-	2,550	
2,600	0.00	0.00	0.00	-	500.00	-	-	-	-	-	-	-	-	-	-	0.00	0.00	0.00	-	0.01	-	-	-	-	-	-	-	-	-	-	-	2,600	
2,650	0.00	0.00	0.00	-	450.00	-	-	0.00	0.00	0.00	-	453.00	-	-	-	0.00	0.00	0.00	-	0.02	-	-	0.00	0.00	0.00	-	2.40	-	-	-	2,650		
2,700	0.00	0.00	0.00	-	400.00	-	-	0.00	0.00	0.00	-	405.00	-	-	-	0.00	0.00	0.00	-	0.07	-	-	0.00	0.00	0.00	-	4.30	-	-	-	2,700		
2,750	0.00	0.00	0.00	-	350.00	-	-	0.00	0.00	0.00	-	358.00	-	-	-	0.00	0.00	0.00	-	0.24	-	-	0.00	0.00	0.00	-	7.40	-	-	-	2,750		
2,800	0.00	0.00	0.00	-	301.00	-	20	0.00	0.00	0.00	-	313.00	-	-	-	0.00	0.00	0.00	-	0.76	-	-	0.00	0.00	0.00	-	12.00	-	-	-	2,800		
2,850	0.00	0.00	0.00	-	252.00	-	80	0.00	0.00	0.00	-	270.00	-	-	-	2.50	0.00	2.50	3.50	3.50	6	100	0.00	0.00	0.00	-	18.75	-	-	-	2,850		
2,900	0.00	0.00	0.00	-	205.00	-	40	0.00	0.00	0.00	-	230.00	-	-	-	0.00	0.00	0.00	-	5.00	-	40	0.00	0.00	0.00	-	28.00	-	-	-	2,900		
2,950	0.00	0.00	0.00	-	161.00	-	82	0.00	0.00	0.00	-	192.00	-	-	-	0.00	0.00	0.00	-	10.75	-	121	0.00	0.00	0.00	-	40.50	-	-	-	2,950		
3,000	0.00	0.00	0.00	-	121.00	-	300	164.00	164.00	164.00	164.00	164.00	1	21	22.50	0.00	22.50	22.50	22.50	22.50	1	237	56.00	56.00	56.00	56.00	56.00	2	2	-	3,000		
3,050	88.00	88.00	88.00	88.00	88.00	1	501	0.00	0.00	0.00	-	128.00	-	20	0.00	88.00	0.00	-	36.00	-	502	0.00	0.00	0.00	-	76.00	-	20	-	3,050			
3,100	58.00	58.00	58.00	58.00	58.00	1	85	0.00	0.00	0.00	-	102.00	-	40	0.00	58.00	0.00	-	58.00	-	40	0.00	0.00	0.00	-	99.50	-	20	-	3,100			
3,150	36.50	36.50	36.50	36.50	36.50	6	124	0.00	0.00	0.00	-	79.50	-	-	0.00	36.50	0.00	-	87.00	-	-	0.00	0.00	0.00	-	127.00	-	-	-	3,150			
3,200	0.00	0.00	0.00	-	22.25	-	-	0.00	0.00	0.00	-	61.00	-	-	0.00	0.00	0.00	-	122.00	-	-	0.00	0.00	0.00	-	158.00	-	-	-	3,200			
3,250	0.00	0.00	0.00	-	12.50	-	50	0.00	0.00	0.00	-	45.75	-	-	0.00	0.00	0.00	-	162.00	-	-	0.00	0.00	0.00	-	193.00	-	-	-	3,250			
3,300	0.00	0.00	0.00	-	6.60	-	-	0.00	0.00	0.00	-	33.75	-	-	0.00	0.00	0.00	-	206.00	-	-	0.00	0.00	0.00	-	231.00	-	-	-	3,300			
3,350	0.00	0.00	0.00	-	3.20	-	-	0.00	0.00	0.00	-	24.25	-	-	0.00	0.00	0.00	-	252.00	-	-	0.00	0.00	0.00	-	272.00	-	-	-	3,350			
3,400	0.00	0.00	0.00	-	1.50	-	-	-	-	-	-	-	-	-	0.00	0.00	0.00	-	301.00	-	-	-	-	-	-	-	-	-	-	-	3,400		
3,450	0.00	0.00	0.00	-	0.63	-	-	-	-	-	-	-	-	-	0.00	0.00	0.00	-	350.00	-	-	-	-	-	-	-	-	-	-	-	3,450		
3,500	0.00	0.00	0.00	-	0.25	-	-	-	-	-	-	-	-	-	0.00	0.00	0.00	-	399.00	-	-	-	-	-	-	-	-	-	-	-	3,500		
Totals:						8		1,282					1		81	0	0					7		1,040					2		42	0	0
Number of Trades:						5							1		0							4							1		0		

ALPHA SERVICES HOLD (CR)

(Contract Size: 100 Securities, Exercise Style: American, Physical Delivery)

Call Options														Put Options																		
December 2023							January 2024							Other Months		December 2023							January 2024							Other Months		Exercise Price
Open price	Price max	Price min	Last price	Closing price	Volume	Open Interest	Open price	Price max	Price min	Last price	Closing price	Volume	Open Interest	Volume	Open Interest	Open price	Price max	Price min	Last price	Closing price	Volume	Open Interest	Open price	Price max	Price min	Last price	Closing price	Volume	Open Interest	Volume	Open Interest	
0.750	0.000	0.000	0.000	0.801	-	-										0.000	0.000	0.000	0.002	-	-											0.008
0.800	0.000	0.000	0.000	0.751	-	-										0.000	0.000	0.000	0.001	-	-											0.008
0.850	0.000	0.000	0.000	0.701	-	-										0.000	0.000	0.000	0.001	-	-											0.009
0.900	0.000	0.000	0.000	0.651	-	-	0.000	0.000	0.000		0.653	-	-			0.000	0.000	0.000	0.001	-	-	0.000	0.000	0.000		0.001	-	-			0.009	
0.950	0.000	0.000	0.000	0.601	-	-	0.000	0.000	0.000		0.603	-	-			0.000	0.000	0.000	0.001	-	-	0.000	0.000	0.000		0.001	-	-			0.010	
1.000	0.000	0.000	0.000	0.551	-	-	0.000	0.000	0.000		0.553	-	-			0.000	0.000	0.000	0.001	-	-	0.000	0.000	0.000		0.001	-	-			0.010	
1.100	0.000	0.000	0.000	0.451	-	-	0.000	0.000	0.000		0.453	-	-			0.000	0.000	0.000	0.001	-	-	0.000	0.000	0.000		0.001	-	-			0.011	
1.200	0.000	0.000	0.000	0.351	-	-	0.000	0.000	0.000		0.355	-	-			0.000	0.000	0.000	0.001	-	-	0.000	0.000	0.000		0.001	-	-			0.012	
1.300	0.000	0.000	0.000	0.253	-	-	0.000	0.000	0.000		0.261	-	-			0.000	0.000	0.000	0.002	-	-	0.000	0.000	0.000		0.007	-	-			0.013	
1.400	0.000	0.000	0.000	0.162	-	-	0.000	0.000	0.000		0.177	-	-			0.000	0.000	0.000	0.010	-	-	0.000	0.000	0.000		0.023	-	-			0.014	
1.500	0.000	0.000	0.000	0.088	-	-	0.000	0.000	0.000		0.109	-	-			0.000	0.000	0.000	0.037	-	-	0.000	0.000	0.000		0.055	-	-			0.015	
1.600	0.000	0.000	0.000	0.039	-	-	0.000	0.000	0.000		0.061	-	-			0.000	0.000	0.000	0.088	-	-	0.000	0.000	0.000		0.107	-	-			0.016	
1.700	0.000	0.000	0.000	0.014	-	-	0.000	0.000	0.000		0.031	-	-			0.000	0.000	0.000	0.163	-	-	0.000	0.000	0.000		0.177	-	-			0.017	
1.800	0.000	0.000	0.000	0.004	-	-	0.000	0.000	0.000		0.014	-	-			0.000	0.000	0.000	0.253	-	-	0.000	0.000	0.000		0.260	-	-			0.018	
1.900	0.000	0.000	0.000	0.001	-	-	0.000	0.000	0.000		0.006	-	-			0.000	0.000	0.000	0.350	-	-	0.000	0.000	0.000		0.353	-	-			0.019	
2.000	0.000	0.000	0.000	0.001	-	-	0.000	0.000	0.000		0.002	-	-			0.000	0.000	0.000	0.450	-	-	0.000	0.000	0.000		0.450	-	-			0.020	
2.200	0.000	0.000	0.000	0.001	-	-	0.000	0.000	0.000		0.001	-	-			0.000	0.000	0.000	0.650	-	-	0.000	0.000	0.000		0.650	-	-			0.022	
2.400	0.000	0.000	0.000	0.001	-	-										0.000	0.000	0.000	0.850	-	-										0.024	
Totals:					0	0					0	0	0	0					0	0							0	0	0	0		
Number of Trades:					0						0		0						0.00								0		0			

NATIONAL BANK (CR)

(Contract Size: 100 Securities, Exercise Style: American, Physical Delivery)

Call Options														Put Options																		
December 2023							January 2024							Other Months		December 2023							January 2024							Other Months		Exercise Price
Open price	Price max	Price min	Last price	Closing price	Volume	Open Interest	Open price	Price max	Price min	Last price	Closing price	Volume	Open Interest	Volume	Open Interest	Open price	Price max	Price min	Last price	Closing price	Volume	Open Interest	Open price	Price max	Price min	Last price	Closing price	Volume	Open Interest	Volume	Open Interest	
2.600	0.000	0.000	0.000	3.60	-	-										0.000	0.000	0.000	0.001	-	-											0.026
2.800	0.000	0.000	0.000	3.40	-	-										0.000	0.000	0.000	0.001	-	-											0.028
3.000	0.000	0.000	0.000	3.20	-	-										0.000	0.000	0.000	0.001	-	-											0.030
3.200	0.000	0.000	0.000	3.00	-	-										0.000	0.000	0.000	0.001	-	-											0.032
3.400	0.000	0.000	0.000	2.80	-	-										0.000	0.000	0.000	0.001	-	-											0.034
3.600	0.000	0.000	0.000	2.60	-	-	0.000	0.000	0.000		2.61	-	-			0.000	0.000	0.000	0.001	-	-	0.000	0.000	0.000	0.001	-	-					0.036
3.800	0.000	0.000	0.000	2.40	-	-	0.000	0.000	0.000		2.41	-	-			0.000	0.000	0.000	0.001	-	-	0.000	0.000	0.000	0.001	-	-					0.038
4.000	0.000	0.000	0.000	2.20	-	-	0.000	0.000	0.000		2.21	-	-			0.000	0.000	0.000	0.001	-	-	0.000	0.000	0.000	0.001	-	-					0.040
4.400	0.000	0.000	0.000	1.80	-	-	0.000	0.000	0.000		1.82	-	-			0.000	0.000	0.000	0.002	-	-	0.000	0.000	0.000	0.004	-	-					0.044
4.800	0.000	0.000	0.000	1.40	-	-	0.000	0.000	0.000		1.43	-	-			0.000	0.000	0.000	0.001	-	-	0.000	0.000	0.000	0.019	-	-					0.048
5.200	0.000	0.000	0.000	1.01	-	-	0.000	0.000	0.000		1.07	-	-			0.000	0.000	0.000	0.002	-	820	0.000	0.000	0.000	0.058	-	-					0.052
5.600	0.000	0.000	0.000	0.627	-	55	0.000	0.000	0.000		0.759	-	-			0.000	0.000	0.000	0.022	-	72	0.000	0.000	0.000	0.144	-	-					0.056
6.000	0.000	0.000	0.000	0.313	-	11	0.000	0.000	0.000		0.505	-	-			0.000	0.000	0.000	0.108	-	565	0.000	0.000	0.000	0.289	-	-					0.060
6.400	0.000	0.000	0.000	0.118	-	33	0.000	0.000	0.000		0.315	-	22			0.000	0.000	0.000	0.312	-	2	0.000	0.000	0.000	0.499	-	-					0.064
6.800	0.000	0.000	0.000	0.031	-	-	0.000	0.000	0.000		0.183	-	11			0.000	0.000	0.000	0.627	-	-	0.000	0.000	0.000	0.767	-	-					0.068
7.200	0.000	0.000	0.000	0.006	-	-	0.000	0.000	0.000		0.102	-	-			0.000	0.000	0.000	1.00	-	-	0.000	0.000	0.000	1.09	-	-					0.072
7.600	0.000	0.000	0.000	0.001	-	-	0.000	0.000	0.000		0.054	-	-			0.000	0.000	0.000	1.40	-	-	0.000	0.000	0.000	1.44	-	-					0.076
8.000	0.000	0.000	0.000	0.001	-	-	0.000	0.000	0.000		0.027	-	-			0.000	0.000	0.000	1.80	-	-	0.000	0.000	0.000	1.81	-	-					0.080
8.400	0.000	0.000	0.000	0.001	-	-	0.000	0.000	0.000		0.013	-	-			0.000	0.000	0.000	2.20	-	-	0.000	0.000	0.000	2.20	-	-					0.084
Totals:					0	99						0	33	0	0							0	1,459						0	3	0	0
Number of Trades:					0							0		0								0.00						0		0		

OPAP (CR)

(Contract Size: 100 Securities, Exercise Style: American, Physical Delivery)

Call Options														Put Options																		
December 2023							January 2024							Other Months		December 2023							January 2024							Other Months		Exercise Price
Open price	Price max	Price min	Last price	Closing price	Volume	Open Interest	Open price	Price max	Price min	Last price	Closing price	Volume	Open Interest	Volume	Open Interest	Open price	Price max	Price min	Last price	Closing price	Volume	Open Interest	Open price	Price max	Price min	Last price	Closing price	Volume	Open Interest	Volume	Open Interest	
9.200	0.000	0.000	0.000	5.59	-	-	0.000	0.000	0.000	0.000	5.21	-	-			0.000	0.000	0.000	0.001	-	-			0.000	0.000	0.000	0.001	-	-			0.092
9.600	0.000	0.000	0.000	5.19	-	-	0.000	0.000	0.000	0.000	5.21	-	-			0.000	0.000	0.000	0.001	-	-			0.000	0.000	0.000	0.001	-	-			0.096
10.000	0.000	0.000	0.000	4.79	-	-	0.000	0.000	0.000	0.000	4.81	-	-			0.000	0.000	0.000	0.001	-	-			0.000	0.000	0.000	0.001	-	-			0.100
11.000	0.000	0.000	0.000	3.79	-	-	0.000	0.000	0.000	0.000	3.81	-	-			0.000	0.000	0.000	0.001	-	-			0.000	0.000	0.000	0.001	-	-			0.110
12.000	0.000	0.000	0.000	2.79	-	-	0.000	0.000	0.000	0.000	2.82	-	-			0.000	0.000	0.000	0.001	-	-			0.000	0.000	0.000	0.003	-	-			0.120
13.000	0.000	0.000	0.000	1.79	-	-	0.000	0.000	0.000	0.000	1.85	-	-			0.000	0.000	0.000	0.001	-	-			0.000	0.000	0.000	0.036	-	-			0.130
14.000	0.000	0.000	0.000	0.846	-	-	0.000	0.000	0.000	0.000	1.02	-	-			0.000	0.000	0.000	0.054	-	-			0.000	0.000	0.000	0.196	-	-			0.140
15.000	0.000	0.000	0.000	0.212	-	-	0.000	0.000	0.000	0.000	0.438	-	-			0.000	0.000	0.000	0.420	-	-			0.000	0.000	0.000	0.620	-	-			0.150
16.000	0.000	0.000	0.000	0.022	-	167	0.000	0.000	0.000	0.000	0.142	-	-			0.000	0.000	0.000	1.23	-	-			0.000	0.000	0.000	1.33	-	-			0.160
17.000	0.000	0.000	0.000	0.001	-	-	0.000	0.000	0.000	0.000	0.035	-	-			0.000	0.000	0.000	2.22	-	-			0.000	0.000	0.000	2.23	-	-			0.170
18.000	0.000	0.000	0.000	0.001	-	-	0.000	0.000	0.000	0.000	0.006	-	-			0.000	0.000	0.000	3.22	-	-			0.000	0.000	0.000	3.22	-	-			0.180
19.000	0.000	0.000	0.000	0.001	-	-	0.000	0.000	0.000	0.000	0.001	-	-			0.000	0.000	0.000	4.22	-	-			0.000	0.000	0.000	4.22	-	-			0.190
20.000	0.000	0.000	0.000	0.006	-	-	0.000	0.000	0.000	0.000	0.001	-	-			0.000	0.000	0.000	5.22	-	-			0.000	0.000	0.000	5.22	-	-			0.200
22.000	0.000	0.000	0.000	0.001	-	-	0.000	0.000	0.000	0.000	0.001	-	-			0.000	0.000	0.000	7.22	-	-			0.000	0.000	0.000	7.22	-	-			0.220
24.000	0.000	0.000	0.000	0.001	-	-					-	-				0.000	0.000	0.000	9.22	-	-											0.240
Totals:					0	167					0	0	0	0	0							0	0									0
Number of Trades:					0						0	0	0	0	0							0.00									0	

OTE (CR)

(Contract Size: 100 Securities, Exercise Style: American, Physical Delivery)

Call Options														Put Options																		
December 2023							January 2024							Other Months		December 2023							January 2024							Other Months		Exercise Price
Open price	Price max	Price min	Last price	Closing price	Volume	Open Interest	Open price	Price max	Price min	Last price	Closing price	Volume	Open Interest	Volume	Open Interest	Open price	Price max	Price min	Last price	Closing price	Volume	Open Interest	Open price	Price max	Price min	Last price	Closing price	Volume	Open Interest	Volume	Open Interest	
9.200	0.000	0.000	0.000	3.99	-	-	0.000	0.000	0.000	4.01	-	-				0.000	0.000	0.000	0.001	-	-	0.000	0.000	0.000	0.001	-	-				0.092	
9.600	0.000	0.000	0.000	3.59	-	-	0.000	0.000	0.000	3.61	-	-				0.000	0.000	0.000	0.001	-	-	0.000	0.000	0.000	0.001	-	-				0.096	
10.000	0.000	0.000	0.000	3.19	-	-	0.000	0.000	0.000	3.21	-	-				0.000	0.000	0.000	0.001	-	-	0.000	0.000	0.000	0.001	-	-				0.100	
11.000	0.000	0.000	0.000	2.19	-	-	0.000	0.000	0.000	2.22	-	-				0.000	0.000	0.000	0.001	-	-	0.000	0.000	0.000	0.008	-	-				0.110	
12.000	0.000	0.000	0.000	1.20	-	-	0.000	0.000	0.000	1.30	-	-				0.000	0.000	0.000	0.006	-	-	0.000	0.000	0.000	0.083	-	-				0.120	
13.000	0.000	0.000	0.000	0.363	-	16	0.000	0.000	0.000	0.589	-	-				0.000	0.000	0.000	0.172	-	1	0.000	0.000	0.000	0.374	-	-				0.130	
14.000	0.000	0.000	0.000	0.037	-	-	0.000	0.000	0.000	0.196	-	-				0.000	0.000	0.000	0.848	-	-	0.000	0.000	0.000	0.983	-	-				0.140	
15.000	0.000	0.000	0.000	0.001	-	5	0.000	0.000	0.000	0.045	-	-				0.000	0.000	0.000	1.82	-	-	0.000	0.000	0.000	1.84	-	-				0.150	
16.000	0.000	0.000	0.000	0.006	-	-	0.000	0.000	0.000	0.008	-	-				0.000	0.000	0.000	2.82	-	-	0.000	0.000	0.000	2.82	-	-				0.160	
17.000	0.000	0.000	0.000	0.002	-	-	0.000	0.000	0.000	0.001	-	-				0.000	0.000	0.000	3.82	-	-	0.000	0.000	0.000	3.82	-	-				0.170	
18.000	0.000	0.000	0.000	0.001	-	-	0.000	0.000	0.000	0.001	-	-				0.000	0.000	0.000	4.82	-	-	0.000	0.000	0.000	4.82	-	-				0.180	
19.000	0.000	0.000	0.000	0.001	-	-	0.000	0.000	0.000	0.001	-	-				0.000	0.000	0.000	5.82	-	-	0.000	0.000	0.000	5.82	-	-				0.190	
20.000	0.000	0.000	0.000	0.001	-	-					-	-				0.000	0.000	0.000	6.82	-	-					-	-				0.200	
22.000	0.000	0.000	0.000	0.001	-	-					-	-				0.000	0.000	0.000	8.82	-	-					-	-				0.220	
Totals:					0	21					0	0	0	0	0				0	1						0	0	0	0	0		
Number of Trades:					0						0	0	0						0.00							0			0			

PIRAEUS FINANCIAL HOLD (CR)

(Contract Size: 100 Securities, Exercise Style: American, Physical Delivery)

Call Options														Put Options																			
December 2023							January 2024							Other Months		December 2023							January 2024							Other Months			
Exercise Price	Open price	Price max	Price min	Last price	Closing price	Volume	Open Interest	Open price	Price max	Price min	Last price	Closing price	Volume	Open Interest	Volume	Open Interest	Open price	Price max	Price min	Last price	Closing price	Volume	Open Interest	Open price	Price max	Price min	Last price	Closing price	Volume	Open Interest	Volume	Open Interest	Exercise Price
0.950	0.000	0.000	0.000		2.26	-	-						-	-			0.000	0.000	0.000		0.001	-	-						-	-			0.010
1.000	0.000	0.000	0.000		2.21	-	-						-	-			0.000	0.000	0.000		0.001	-	-					-	-			0.010	
1.100	0.000	0.000	0.000		2.11	-	-						-	-			0.000	0.000	0.000		0.001	-	-					-	-			0.011	
1.200	0.000	0.000	0.000		2.01	-	-						-	-			0.000	0.000	0.000		0.001	-	-					-	-			0.012	
1.300	0.000	0.000	0.000		1.91	-	-						-	-			0.000	0.000	0.000		0.001	-	-					-	-			0.013	
1.400	0.000	0.000	0.000		1.81	-	-						-	-			0.000	0.000	0.000		0.001	-	-					-	-			0.014	
1.500	0.000	0.000	0.000		1.71	-	-						-	-			0.000	0.000	0.000		0.001	-	-					-	-			0.015	
1.600	0.000	0.000	0.000		1.61	-	-						-	-			0.000	0.000	0.000		0.001	-	-					-	-			0.016	
1.700	0.000	0.000	0.000		1.51	-	-						-	-			0.000	0.000	0.000		0.001	-	-					-	-			0.017	
1.800	0.000	0.000	0.000		1.41	-	-						-	-			0.000	0.000	0.000		0.001	-	-					-	-			0.018	
1.900	0.000	0.000	0.000		1.31	-	-	0.000	0.000	0.000		1.32	-	-			0.000	0.000	0.000		0.001	-	-	0.000	0.000	0.000		0.001	-	-			0.019
2.000	0.000	0.000	0.000		1.21	-	-	0.000	0.000	0.000		1.22	-	-			0.000	0.000	0.000		0.001	-	-	0.000	0.000	0.000		0.001	-	-			0.020
2.200	0.000	0.000	0.000		1.01	-	-	0.000	0.000	0.000		1.02	-	-			0.000	0.000	0.000		0.002	-	-	0.000	0.000	0.000		0.001	-	-			0.022
2.400	0.000	0.000	0.000		0.812	-	-	0.000	0.000	0.000		0.821	-	-			0.000	0.000	0.000		0.001	-	-	0.000	0.000	0.000		0.004	-	-			0.024
2.600	0.000	0.000	0.000		0.612	-	-	0.000	0.000	0.000		0.633	-	-			0.000	0.000	0.000		0.001	-	-	0.000	0.000	0.000		0.016	-	-			0.026
2.800	0.000	0.000	0.000		0.415	-	-	0.000	0.000	0.000		0.462	-	-			0.000	0.000	0.000		0.003	-	-	0.000	0.000	0.000		0.045	-	-			0.028
3.000	0.000	0.000	0.000		0.235	-	-	0.000	0.000	0.000		0.318	-	-			0.000	0.000	0.000		0.022	-	-	0.000	0.000	0.000		0.100	-	-			0.030
3.200	0.000	0.000	0.000		0.102	-	-	0.000	0.000	0.000		0.204	-	-			0.000	0.000	0.000		0.089	-	-	0.000	0.000	0.000		0.185	-	-			0.032
3.400	0.000	0.000	0.000		0.032	-	-	0.000	0.000	0.000		0.124	-	-			0.000	0.000	0.000		0.219	-	-	0.000	0.000	0.000		0.305	-	-			0.034
3.600	0.000	0.000	0.000		0.007	-	-	0.000	0.000	0.000		0.070	-	-			0.000	0.000	0.000		0.395	-	-	0.000	0.000	0.000		0.452	-	-			0.036
3.800	0.000	0.000	0.000		0.001	-	-	0.000	0.000	0.000		0.037	-	-			0.000	0.000	0.000		0.590	-	-	0.000	0.000	0.000		0.619	-	-			0.038
4.000	0.000	0.000	0.000		0.002	-	-	0.000	0.000	0.000		0.019	-	-			0.000	0.000	0.000		0.790	-	-	0.000	0.000	0.000		0.802	-	-			0.040
4.400	0.000	0.000	0.000		0.001	-	-	0.000	0.000	0.000		0.004	-	-			0.000	0.000	0.000		1.19	-	-	0.000	0.000	0.000		1.19	-	-			0.044
4.800	0.000	0.000	0.000		0.001	-	-						-	-			0.000	0.000	0.000		1.59	-	-					-	-			0.048	
5.200	0.000	0.000	0.000		0.001	-	-						-	-			0.000	0.000	0.000		1.99	-	-					-	-			0.052	
Totals:						0	0						0	0	0	0							0	0					0	0	0	0	
Number of Trades:						0							0		0								0.00						0		0		

PPC (CR)

(Contract Size: 100 Securities, Exercise Style: American, Physical Delivery)

Call Options															Put Options																			
December 2023							January 2024							Other Months	December 2023							January 2024							Other Months	Exercise Price				
Exercise Price	Open price	Price max	Price min	Last price	Closing price	Volume	Open Interest	Open price	Price max	Price min	Last price	Closing price	Volume	Open Interest	Volume	Open Interest	Open price	Price max	Price min	Last price	Closing price	Volume	Open Interest	Open price	Price max	Price min	Last price	Closing price	Volume	Open Interest	Volume	Open Interest	Exercise Price	
4.400	0.000	0.000	0.000		6.29	-	-						-	-			0.000	0.000	0.000		0.001	-	-						-	-			0.044	
4.800	0.000	0.000	0.000		5.89	-	-						-	-			0.000	0.000	0.000		0.001	-	-						-	-			0.048	
5.200	0.000	0.000	0.000		5.49	-	-						-	-			0.000	0.000	0.000		0.001	-	-						-	-			0.052	
5.600	0.000	0.000	0.000		5.09	-	-						-	-			0.000	0.000	0.000		0.001	-	-						-	-			0.056	
6.000	0.000	0.000	0.000		4.70	-	-						-	-			0.000	0.000	0.000		0.001	-	-						-	-			0.060	
6.400	0.000	0.000	0.000		4.30	-	-						-	-			0.000	0.000	0.000		0.001	-	-						-	-			0.064	
6.800	0.000	0.000	0.000		3.90	-	-						-	-			0.000	0.000	0.000		0.001	-	-						-	-			0.068	
7.200	0.000	0.000	0.000		3.50	-	-	0.000	0.000	0.000		3.51	-	-			0.000	0.000	0.000		0.001	-	-	0.000	0.000	0.000		0.001	-	-			0.072	
7.600	0.000	0.000	0.000		3.10	-	-	0.000	0.000	0.000		3.11	-	-			0.000	0.000	0.000		0.001	-	-	0.000	0.000	0.000		0.002	-	-			0.076	
8.000	0.000	0.000	0.000		2.70	-	-	0.000	0.000	0.000		2.72	-	-			0.000	0.000	0.000		0.001	-	-	0.000	0.000	0.000		0.007	-	-			0.080	
8.400	0.000	0.000	0.000		2.30	-	-	0.000	0.000	0.000		2.33	-	-			0.000	0.000	0.000		0.001	-	-	0.000	0.000	0.000		0.019	-	-			0.084	
8.800	0.000	0.000	0.000		1.90	-	-	0.000	0.000	0.000		1.96	-	-			0.000	0.000	0.000		0.001	-	-	0.000	0.000	0.000		0.043	-	-			0.088	
9.200	0.000	0.000	0.000		1.50	-	-	0.000	0.000	0.000		1.61	-	-			0.000	0.000	0.000		0.005	-	-	0.000	0.000	0.000		0.090	-	-			0.092	
9.600	0.000	0.000	0.000		1.12	-	4	0.000	0.000	0.000		1.28	-	-			0.000	0.000	0.000		0.021	-	-	0.000	0.000	0.000		0.166	-	-			0.096	
10.000	0.000	0.000	0.000		0.769	-	3	0.000	0.000	0.000		0.996	-	-			0.000	0.000	0.000		0.070	-	-	0.000	0.000	0.000		0.279	-	-			0.100	
11.000	0.000	0.000	0.000		0.186	-	3	0.000	0.000	0.000		0.464	-	-			0.000	0.000	0.000		0.487	-	-	0.000	0.000	0.000		0.746	-	-			0.110	
12.000	0.000	0.000	0.000		0.019	-	-	0.000	0.000	0.000		0.176	-	-			0.000	0.000	0.000		1.32	-	-	0.000	0.000	0.000		1.46	-	-			0.120	
13.000	0.000	0.000	0.000		0.001	-	-	0.000	0.000	0.000		0.057	-	-			0.000	0.000	0.000		2.31	-	-	0.000	0.000	0.000		2.34	-	-			0.130	
14.000	0.000	0.000	0.000		0.001	-	-	0.000	0.000	0.000		0.015	-	-			0.000	0.000	0.000		3.31	-	-	0.000	0.000	0.000		3.31	-	-			0.140	
15.000	0.000	0.000	0.000		0.001	-	-	0.000	0.000	0.000		0.004	-	-			0.000	0.000	0.000		4.31	-	-	0.000	0.000	0.000		4.31	-	-			0.150	
16.000	0.000	0.000	0.000		0.001	-	-	0.000	0.000	0.000		0.001	-	-			0.000	0.000	0.000		5.31	-	-	0.000	0.000	0.000		5.31	-	-			0.160	
Totals:						0	10						0	0								0	0						0	0				
Number of Trades:						0							0										0.00						0					

Lending Products	Underlying Title	Multilateral Transactions[1]					Bilateral Transactions[2]		Stock Borrowing through OTC (volume)[3]	
		Open Interest[5]	Volume(Offered)	Average Weighted	Transactions volume	Average Weighted	Transactions Volume	Average Weighted	Transactions Volume	
ADMIEBOR	ADMIE (IPTO) HOLDING S.A. (CR)	1,000	200,511	7.28%	---	---	---	---	188,669	
AEGNBOR	AEGEAN AIRLINES (CR)	---	157,560	7.28%	---	---	---	---	174,261	
AETFBOR	ALPHA ETF FTSE Athex Large Cap	---	11	7.33%	---	---	100	1.00%	---	
ALPHABOR	ALPHA SERVICES HOLD (CR)	36,070	407,759	7.28%	---	---	---	---	57,279,561	
OTOELBOR	AUTOHELLAS SA (CR)	1,500	82,298	7.28%	---	---	---	---	102,435	
AVAXBOR	AVAX S.A. (CR)	---	3,736	7.29%	---	---	---	---	---	
EEEBOR	CC HBC AG (CR)	7,947	8,184	7.28%	---	---	---	---	42,268	
CENERBOR	CENERGY HOLDINGS (CB)	922	41,573	7.28%	---	---	---	---	68,678	
ELLAKTORBOR	ELLAKTOR (CR)	12,681	95,357	7.28%	---	---	---	---	24,837	
ELHABOR	ELVALHALCOR (CR)	2,298	56,088	7.28%	---	---	---	---	64,887	
EUROBBOR	EUROBANK HOLDINGS (CR)	70,000	376,570	7.28%	---	---	---	---	34,122,356	
EYDAPBOR	EYDAP S.A. (CR)	845	16,321	7.28%	---	---	---	---	230,862	
FFGRPBOR	FOLLI FOLLIE (CR)	---	---	---	---	---	---	---	886,279	
FOYRKBOR	FOURLIS (CR)	230	2,201	7.28%	---	---	---	---	12,325	
GEKTERNABOR	GEK TERNA (CR)	---	29,989	7.28%	---	---	---	---	3,698	
SARBOR	GR. SARANTIS S.A. (CR)	1,949	---	---	---	---	---	---	43,851	
EXAEBOR	HELLENIC EXCHANGES-A.S.E. (CR)	4,200	662,416	7.28%	---	---	---	---	167,047	
ELPEBOR	HELLENIQ ENERGY (CR)	93,498	77	7.30%	---	---	---	---	486,351	
INTRKBOR	INTRACOM HOLDINGS (CR)	---	127,614	7.28%	---	---	---	---	---	
INKATBOR	INTRAKAT (CR)	---	---	---	---	---	---	---	---	
BELABOR	JUMBO SA (CR)	2,575	414,898	7.28%	---	---	---	---	205,964	
LAMDABOR	LAMDA DEVELOPMENT SA (CR)	400	317	7.29%	---	---	---	---	434,147	
MIGBOR	MIG (CR)	1,992	3	7.71%	---	---	---	---	40,179	
MOHBOR	MOTOR OIL (CR)	24,301	122,806	7.28%	---	---	---	---	470,099	
MYTILBOR	MYTILINEOS (CR)	4,461	347,567	7.28%	---	---	---	---	143,330	
ETEBOR	NATIONAL BANK (CR)	8,063	94,023	7.28%	---	---	---	---	17,499,648	
OPAPBOR	OPAP (CR)	4,500	328,528	7.28%	100	4.88%	---	---	1,578,553	
OPTIMABOR	OPTIMA BANK (CR)	---	89,419	7.28%	---	---	---	---	4,000	
HTOBOR	OTE (CR)	14,156	78,514	7.28%	12,406	5.83%	---	---	1,495,482	
PPABOR	P.P.A. S.A. (CR)	500	34,189	7.28%	---	---	---	---	70,287	
TPEIRBOR	PIRAEUS FINANCIAL HOLD (CR)	5,000	75,256	7.28%	---	---	---	---	1,046,534	

Stock Lending Notes

[1] - Multilateral contracts Lending or Borrowing as per Methods 8-1, 8-2 and 8-3-3 (According to ATHEX BoD Resolution No.17)

[2] - Bilateral Contracts Lending or Borrowing as per Methods 8-3-1 and 8-3-2 (According to ATHEX BoD Resolution No.20)

[3] - The information concerning OTC Stock Borrowing Transactions is based on the statements of the Dematerialised Securities System (DSS) operators involved and refers to volumes that have been registered up until the previous working day.

[4] - Average Price (Volume weighted)

[5] - The Data concerning Open Interest before the start of trading session

Lending Products	Underlying Title	Open Interest[5]	Multilateral Transactions[1]				Bilateral Transactions[2]		Stock Borrowing through OTC (volume)[3]
			Volume(Offered)	Average Weighted	Transactions volume	Average Weighted	Transactions Volume	Average Weighted	Transactions Volume
PPCBOR	PPC (CR)	2,000	67,108	7.28%	---	---	---	---	1,278,881
QUALBOR	QUALITY & RELIABILITY SA (CR)	---	---	---	---	---	---	---	---
QUESTBOR	QUEST HOLDINGS (CR)	391	7	7.59%	---	---	---	---	46,566
TENERGYBOR	TERNA ENERGY (CR)	---	39,319	7.28%	---	---	---	---	274,626
TITCBOR	TITAN CEMENT (CB)	5,468	140,842	7.28%	1,600	4.88%	---	---	229,973
VIOBOR	VIOHALCO SA/NV (CB)	744	61,255	7.28%	---	---	---	---	---

Stock Lending Notes

[1] - Multilateral contracts Lending or Borrowing as per Methods 8-1, 8-2 and 8-3-3 (According to ATHEX BoD Resolution No.17)

[2] - Bilateral Contracts Lending or Borrowing as per Methods 8-3-1 and 8-3-2 (According to ATHEX BoD Resolution No.20)

[3] - The information concerning OTC Stock Borrowing Transactions is based on the statements of the Dematerialised Securities System (DSS) operators involved and refers to volumes that have been registered up until the previous working day.

[4] - Average Price (Volume weighted)

[5] - The Data concerning Open Interest before the start of trading session

Sectors codification for listed companies

12003-	ETF	10101010	Computer Services
10101015	Software	10102030	Computer Hardware
15101010	Telecommunications Equipment	15102015	Telecommunications Services
20101010	Health Care Facilities	20101025	Health Care Services
20102010	Medical Equipment	20103015	Pharmaceuticals
30101010	Banks	30202000	Diversified Financial Services
30202010	Asset Managers & Custodians	30202015	Investment Services
30204000	Closed End Investments	30302010	Full Line Insurance
30302015	Insurance Brokers	30302025	Property and Casualty Insurance
35101010	Real Estate Holding and Development	35101015	Real Estate Services
35102000	Diversified REITs	35102030	Office REITs
35102045	Retail REITs.	40201040	Rental & Leasing Services: Consumer
40202010	Home Construction	40202015	Household Furnishings
40202020	Household Appliance	40203040	Electronic Entertainment
40204020	Clothing & Accessories	40301010	Entertainment
40301030	Publishing	40301035	Radio & TV Broadcasters
40401010	Diversified Retailers	40401020	Apparel Retailers
40401025	Home Improvement Retailers	40401030	Specialty Retailers
40501010	Airlines	40501015	Travel & Tourism
40501020	Casinos & Gambling	40501025	Hotels & Motels
45101015	Distillers & Vintners	45101020	Soft Drinks
45102010	Farming Fishing Ranching & Plantations	45102020	Food Products
45103010	Tobacco	45201010	Food Retailers & Wholesalers
45201020	Personal Products	50101010	Construction
50101020	Building Roof/Wallboard and Plumbing	50101030	Cement
50101035	Building Materials: Other	50202010	Electrical Components
50203000	Diversified Industrials	50203015	Plastics
50203030	Containers & Packaging	50204000	Machinery: Industrial
50204020	Machinery: Construction & Handling	50205010	Industrial Suppliers
50205020	Back Office Support HR & Consulting	50205030	Forms & Bulk Printing Services
50206015	Commercial Vehicles & Parts	50206030	Marine Transportation
50206060	Transportation Services	55101000	Diversified Materials
55101020	Textile Products	55102000	General Mining
55102010	Iron & Steel	55102015	Metal Fabricating
55102035	Aluminum	60101020	Oil Refining and Marketing
65101010	Alternative Electricity	65101015	Conventional Electricity
65102030	Water		



ATHEX
Athens Stock Exchange

Λεωφ. Αθηνών 110 104 42 Αθήνα
110, Athinon Ave. GR 104 42 Athens
tel. (+30)210-33.66.800, fax (+30)210-33.66.101
www.athexgroup.gr