

23

Ημερήσιο Δελτίο
Συναλλακτικής Δραστηριότητας

Daily Official List
of Trading Activity

Wednesday, 8 November, 2023

Year: 144 Trading Day No: 214



ATHEXGROUP
Athens Exchange Group

Disclaimer:

Hellenic Exchanges-Athens Stock Exchange S.A. endeavours to ensure that the data and other material ("Information") presented on the Daily Official List are accurate and complete, but it is not liable for any errors or omissions of data or /and for the accuracy, credibility, updating and completeness of the aforesaid information nor it has any liability arising directly or indirectly from the use of the above Information.

The Company is not liable for the accuracy of the data included in listed companies' announcements. Only the sender of such an announcement is fully and solely liable for any infringement of third party's rights from the content of such announcement. All contents of the Daily Official List are provided only for information purposes and do not constitute investment advice or solicitation to invest in securities or other products listed for trading on the Exchange.

You acknowledge and agree that the Company is the owner of any property rights related to any Information appearing on the Daily Official List including intellectual property rights copyright, trademarks, etc.

The above data are a property of the Hellenic Exchanges-Athens Exchange and are copyright protected. Users are forbidden to reproduce, modify, copy, sale, transmit or redistribute, by all reproduction means and methods, part or the whole of the above data, without reference to their source.

The commercial exploitation of these data is, also, forbidden by third parties. Hellenic Exchanges-Athens Exchange does not carry any responsibility, direct or indirect, derived from usage or accidental alteration of the above data when used by third parties.

Hellenic Exchanges – Athens Stock Exchange S.A.

110 Athinon Ave., 10442 Athens, Tel: (210) 33.66.800, Fax: (210) 32.13.938

www.athexgroup.gr

Thessalonica Stock Exchange Center (T.S.E.C)

16-18 Katouni Str., Thessalonica 546 25 Tel: (2310) 567.667, Fax: (2310) 530.545

Athex Members Guarantee Fund

14-16 Fidiou Str., Athens 106 78, Tel: (210) 33.04.682, Fax: (210) 33.04.155

Hellenic Republic Capital Market Commission

1 Kolokotroni Str. & 1 Stadiou Str., Athens 10562 Tel: (210) 33.77.100 Fax: (210) 33.77.173

Table of Contents

Section 1: Statistical Figures of Securities, Derivatives and Lending

Summary of Markets

Athex Indices

Analytic Figures for Athex Market's Boards and Categories

Trading Details by Athex Sectors and Financial Instruments (ETFs)

Top 10 best & worst performing Shares

Derivatives Summary

Section 2: Analytic Figures of Shares Transactions

Analytic Figures of Shares Transactions

Shares' Notes

Section 3: Figures of Securities Transactions

Securities Blocks Details

Shares Rights Details

Stock Borrowing

Forced Sales Details

Forced Sales Registered Shares

Exchange Traded Funds (ETFs) Characteristics

Section 5: Bonds traded in Fixed Income Assets Market

Convertible Corporate Bonds - Regulated Market

Non Convertible Corporate Bonds - Regulated Market

Government Bonds

Treasury Bills & Zero Coupon Government Bonds

Government Bonds Traded with the Open Outcry Method

State Banks Bonds

Section 6: Additional Infos

Athex & ATHEXClear Members List

List of Stocks under Market Making operations

Section 7: Derivatives Market Analytic Figures

Index Futures

Stock Futures

Index Options

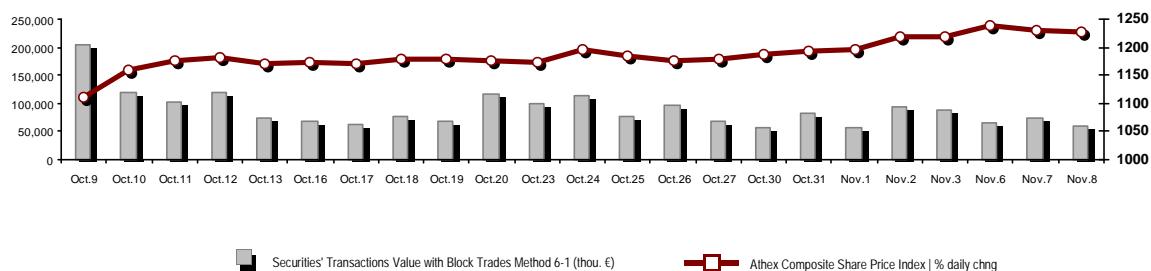
Stock Options

Stock Lending Analytic Figures

Appendix A: Sectors codification for listed companies

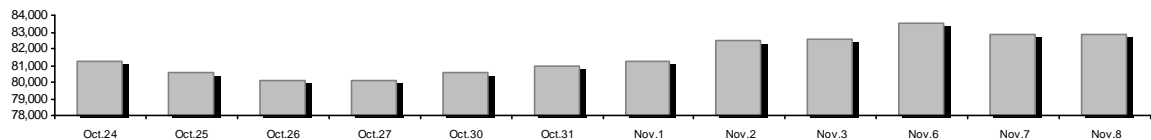
Summary of Markets

Athex Composite Share Price Index vs Shares and Derivatives Transactions Value

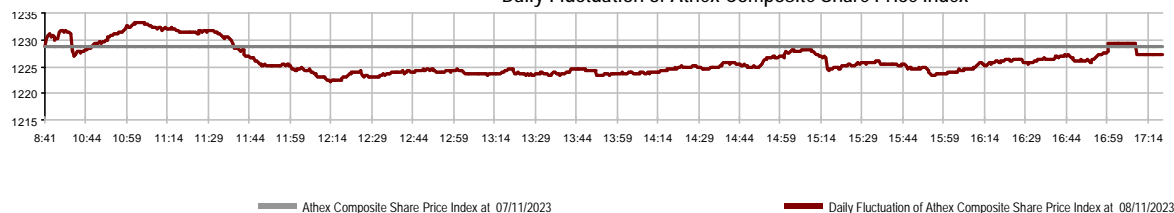


Athex Capitalisation (mill. €) **:	82,866.53	Derivatives Total Open Interest	489,703
Daily change: mill. € %	-17.66 -0.02%	in Index Futures % daily chng	5,296 1.30%
Yearly Avg Capitalisation: mill. € % chng prev year Avg	79,497.13 26.07%	in Stock Futures % daily chng	481,169 0.98%
Athex Composite Share Price Index % daily chng	1,227.27 -0.13%	in Index Options % daily chng	1,505 4.30%
Athex Composite Share Price Index Capitalisation (mill. €)	75,214.55	in Stock Options % daily chng	1,733 0.00%
Daily change (mill. €)	-53.23		
Securities' Transactions Value with Block Trades Method 6-1 (t)	60,305.59	Derivatives Contracts Volume:	15,961
Daily change: %	-14,200.30 -19.06%	Daily change: pieces %	-6,575 -29.18%
YtD Avg Trans. Value: thou. € % chng prev year Avg	103,009.62 42.57%	YtD Avg Derivatives Contracts % chng prev year Avg	44,301 28.96%
Blocks Transactions Value of Method 6-1 (thou. €)	2,877.44	Derivatives Trades Number:	1,301
Blocks Transactions Value of Method 6-2 & 6-3 (thou. €)	0.00	Daily change: number %	-440 -25.27%
Bonds Transactions Value (thou.€)	1,169.33	YtD Avg Trades number % chng prev year Avg	2,345 14.16%
Securities' Transactions Volume with Block Trades Method 6-1 (tho)	20,229.43	Lending Total Open Interest	118,245
Daily change: thou. pieces %	2,092.98 11.54%	Daily change: pieces %	-450 -0.38%
YtD Avg Volume: % chng prev year Avg	32,854.17 15.89%	Lending Volume (Multilateral/Bilateral)	5,517
Blocks Transactions Volume of Method 6-1 (thou. Pieces)	1,658.81	Daily change: pieces %	3,517
Blocks Transactions Volume of Method 6-2 & 6-3 (thou. Pieces)	0.00	Multilateral Lending	4,738
Bonds Transactions Volume	1,240,000	Bilateral Lending	779
Securities' Trades Number with Block Trades Method 6-1	27,681	Lending Trades Number:	11
Daily change: number %	-3,797 -12.06%	Daily change: %	10
YtD Avg Trades number % chng prev year Avg	36,065 22.60%	Multilateral Lending Trades Number	10
Number of Blocks Method 6-1	5	Bilateral Lending Trades Number	1
Number of Blocks Method 6-2 & 6-3	0		
Number of Bonds Transactions	190		

Athex Capitalisation (mill. €) **



Daily Fluctuation of Athex Composite Share Price Index



Athex Indices

Index name	08/11/2023	07/11/2023	pts.	%	Min	Max	Year min	Year max	Year change
Athex Composite Share Price Index	1,227.27 €	1,228.87	-1.60	-0.13%	1,222.28	1,233.29	929.79	1,351.68	31.99% #
Athex ESG Index	1,404.62 €	1,405.88	-1.26	-0.09%	1,398.19	1,412.36	1,057.52	1,541.00	32.80% #
FTSE/Athex Large Cap	2,993.33 €	2,996.85	-3.52	-0.12%	2,979.17	3,010.48	2,250.77	3,280.71	32.95% #
FTSE/Athex Mid Cap Index	2,016.06 #	2,012.70	3.36	0.17%	2,002.10	2,022.01	1,411.43	2,224.46	42.84% #
FTSE/ATHEX High Dividend Yield Index	3,671.65 €	3,673.54	-1.89	-0.05%	3,659.87	3,689.58	3,028.28	4,088.01	21.25% #
FTSE/ATHEX Global Traders Index Plus	3,765.63 €	3,767.78	-2.15	-0.06%	3,743.28	3,779.46	2,616.09	4,115.43	43.94% #
FTSE/ATHEX Mid & Small Cap Factor-Weighted Ind	5,286.75 #	5,250.31	36.44	0.69%	5,242.92	5,293.94	4,353.12	5,946.34	20.27% #
ATHEX Select Index Plus	4,283.44 €	4,289.25	-5.81	-0.14%	4,257.85	4,299.46	3,071.06	4,762.60	39.48% #
ATHEX Select Index	6,215.20 #	6,176.18	39.02	0.63%	6,176.18	6,246.39	4,343.88	7,125.71	43.08% #
FTSE/Athex Market Index	711.91 €	712.71	-0.80	-0.11%	708.79	715.73	539.21	780.89	31.99% #
Athex Composite Index Total Return Index	2,226.89 €	2,229.80	-2.91	-0.13%	2,217.82	2,237.81	1,641.17	2,440.14	35.69% #
FTSE/Athex Large Cap Total Return	4,928.80 €	4,934.60	-5.80	-0.12%			3,623.42	5,338.50	36.87% #
FTSE/Athex Mid Cap Total Return	2,713.32 #	2,708.80	4.52	0.17%			1,881.61	2,956.50	46.06% #
Hellenic Mid & Small Cap Index	1,811.14 €	1,813.09	-1.95	-0.11%	1,801.86	1,817.67	1,365.14	2,011.62	32.67% #
FTSE/Athex Banks	983.43 €	985.61	-2.18	-0.22%	976.88	992.74	640.09	1,117.78	53.53% #
FTSE/Athex Financial Services	1,209.42 #	1,198.30	11.12	0.93%	1,182.24	1,210.65	672.72	1,514.55	76.45% #
FTSE/Athex Industrial Goods & Services	7,981.39 #	7,874.80	106.59	1.35%	7,807.65	8,008.90	4,603.86	8,651.06	72.07% #
FTSE/Athex Retail	1,149.99 €	1,160.80	-10.81	-0.93%	1,147.86	1,167.69	901.21	1,375.58	27.61% #
FTSE/ATHEX Real Estate	4,204.63 €	4,273.05	-68.42	-1.60%	4,179.49	4,274.32	3,750.22	4,816.41	3.23% #
FTSE/Athex Consumer Goods & Services	14,715.55 €	15,028.06	-312.51	-2.08%	14,715.55	15,097.18	8,974.47	16,184.74	60.69% #
FTSE/Athex Food & Beverage	9,153.55 €	9,197.65	-44.10	-0.48%	9,119.67	9,245.68	8,101.49	11,188.59	8.12% #
FTSE/Athex Basic Resources	7,682.41 €	7,702.29	-19.88	-0.26%	7,648.08	7,731.80	6,463.31	10,590.89	18.38% #
FTSE/Athex Construction & Materials	4,607.22 #	4,580.45	26.77	0.58%	4,560.55	4,609.80	3,204.90	4,808.27	43.76% #
FTSE/Athex Energy	5,264.91 €	5,303.32	-38.41	-0.72%	5,194.01	5,322.69	4,689.99	5,856.79	4.67% #
FTSE/Athex Travel & Leisure	2,817.43 #	2,797.17	20.26	0.72%	2,780.61	2,837.55	2,196.17	3,051.18	27.07% #
FTSE/Athex Technology	2,880.74 #	2,861.10	19.64	0.69%	2,843.47	2,892.38	2,047.81	3,153.87	40.23% #
FTSE/Athex Telecommunications	3,802.80 #	3,789.16	13.64	0.36%	3,789.16	3,860.98	3,511.53	4,415.99	-6.60% €
FTSE/Athex Utilities	5,339.76 €	5,355.89	-16.13	-0.30%	5,294.00	5,365.07	4,598.77	6,190.27	16.11% #
FTSE/Athex Health Care	456.23 #	455.70	0.53	0.12%	452.12	462.18	380.60	504.88	8.91% #
FTSE/Athex Personal Products	8,014.83 #	7,953.31	61.52	0.77%	7,778.69	8,014.83	6,441.87	8,386.11	21.32% #
Athex All Share Index	287.07 €	287.14	-0.07	-0.02%	287.07	287.07	231.11	314.56	24.68% #
MSCI GREECE REBASED	4,803.60 €	4,810.81	-7.21	-0.15%	4,779.60	4,839.43	4,125.04	5,209.29	--- -
Hellenic Corporate Bond Index	126.20 #	126.16	0.04	0.03%			118.78	126.20	6.06% #
Hellenic Corporate Bond Price Index	88.67 #	88.65	0.02	0.02%			85.96	88.73	2.84% #

Note 1: FTSE/Med 100, Hellenic Corporate Bond Price Index and Hellenic Corporate Bond Index closing prices refer to the previous trading day of 06/11/2023.

Note 2: The Hellenic Mid & Small Cap Index is a Customized index calculated by the Athens Exchange.

Analytic Figures for Athex Market's Boards and Categories

	Total Traded Securities	Main Market	Surveillance	Exchange Traded Funds (ETFs)
Totals	114	106	7	1
Gain / Lose / Same:	47 / 48 / 19	46 / 44 / 16	1 / 3 / 3	0 / 1 / 0
Athex Capitalisation (mill. €) **	82,866.53	82,704.16	162.37	
Daily Average Trans/ons Value(thou.€)	103,009.62	102,713.29	269.56	67.93
Transactions Value	60,305.59	60,074.52	98.64	132.43
Main Board:	57,427.48	57,196.41	98.64	132.43
Blocks Board 6_2_3:	2,877.44	2,877.44	0.00	0.00
Forced Sales Board:	0.67	0.67	0.00	0.00
Special Terms Board:	0.00	0.00	0.00	0.00
Daily Average Transactions Volume	32,854,172	31,778,417	1,078,590	2,362
Transactions Volume	20,229,434	19,191,190	1,033,848	4,396
Main Board:	18,570,447	17,532,203	1,033,848	4,396
Blocks Board 6_2_3:	1,658,813	1,658,813	0	0
Forced Sales Board:	174	174	0	0
Special Terms Board:	0	0	0	0
Daily Average Number of Trades	36,065	35,847	215	4
Number of Trades	27,681	27,529	130	22
Main Board:	27,673	27,521	130	22
Blocks Board 6_2_3:	5	5	0	0
Forced Sales Board:	3	3	0	0
Special Terms Board:	0	0	0	0

Trading Details by Athex Sectors and Financial Instruments (ETFs)

Code	Sectors	Gain / Lose / Same	Number of Trades	Transactions Volume	Transactions Value	% of Total Trans. Value
3010	- Banks	5 / 2 / 0	8,510	9,044,261	24,424,013.38	40.50%
5510	- Basic Resources	3 / 7 / 1	787	237,753	704,940.99	1.17%
5010	- Construction & Materials	6 / 1 / 5	2,370	830,314	2,892,976.47	4.80%
4020	- Consumer Products & Services	2 / 3 / 2	365	87,534	528,151.45	0.88%
6010	- Energy	2 / 2 / 0	1,684	264,407	3,209,435.11	5.32%
12000	- Financial Instruments	0 / 1 / 0	22	4,396	132,432.14	0.22%
3020	- Financial Services	2 / 3 / 0	417	65,011	318,654.87	0.53%
4510	- Food Beverage & Tobacco	1 / 4 / 1	164	21,660	316,370.53	0.52%
2010	- Health Care	1 / 2 / 0	291	321,545	249,266.22	0.41%
5020	- Industrial Goods & Services	10 / 2 / 4	2,799	1,338,045	6,009,966.07	9.97%
3030	- Insurance	0 / 1 / 0	32	4,062	15,824.96	0.03%
4030	- Media	1 / 1 / 0	16	6,217	3,173.44	0.01%
4520	- Personal Care, Drug & Grocery Stores	1 / 1 / 1	207	97,607	705,132.11	1.17%
3510	- Real Estate	2 / 4 / 3	792	167,906	798,358.51	1.32%
4040	- Retail	2 / 4 / 0	1,440	183,087	3,299,833.19	5.47%
1010	- Technology	5 / 4 / 1	1,391	479,918	1,610,606.40	2.67%
1510	- Telecommunications	1 / 1 / 0	873	140,485	1,911,078.03	3.17%
4050	- Travel & Leisure	2 / 2 / 0	4,001	6,475,395	9,626,262.95	15.96%
6510	- Utilities	1 / 3 / 1	1,520	459,831	3,549,115.91	5.89%

Top 10 best & worst performing Shares

Main Market

With positive Price change	Closing price	change	With negative Price change	Closing price	change
INTRALOT (CR)	0.795	10.42% #	UNIBIOS (CR)	1.11	-3.90% €
CPI SA (CR)	0.614	8.10% #	ILYDA S.A. (CR)	1.3	-3.70% €
QUALITY & RELIABILITY SA (CR)	0.58	6.23% #	LOULIS FOOD (CR)	2.7	-3.23% €
VARVERIS - MODA BAGNO SA (CR)	1.27	5.83% #	KARELIA (CR)	300	-2.60% €
INTRACOM HOLDINGS (CR)	2.23	3.96% #	PIRAEUS FINANCIAL HOLD (CR)	2.858	-2.46% €
EKTER SA (CR)	3.3	3.45% #	ALPHA REAL ESTATE SA(CR)	6.76	-2.31% €
AUSTRIACARD (CB)	6.1	3.39% #	MEDICON S.A (CR)	3.42	-2.29% €
ELLAKTOR (CR)	2.085	2.71% #	INTERLIFE G.C.I.(CR)	3.9	-2.26% €
IDEAL HOLDINGS (CR)	6.29	2.28% #	JUMBO SA (CR)	26.5	-2.21% €
TERNA ENERGY (CR)	14.9	2.05% #	LAMDA DEVELOPMENT SA (CR)	6.37	-2.00% €
With the highest Transactions Value	Value (thou. €)	change	With the highest Transactions Volume	Volume	change
NATIONAL BANK (CR)	9,952.55	0.07% #	INTRALOT (CR)	6,120,276	10.42% #
PIRAEUS FINANCIAL HOLD (CR)	6,074.80	-2.46% €	EUROBANK HOLDINGS (CR)	2,782,628	0.52% #
MYTILINEOS (CR)	4,939.93	1.49% #	ALPHA SERVICES HOLD (CR)	2,233,300	0.03% #
INTRALOT (CR)	4,678.07	10.42% #	PIRAEUS FINANCIAL HOLD (CR)	2,102,215	-2.46% €
EUROBANK HOLDINGS (CR)	4,320.14	0.52% #	NATIONAL BANK (CR)	1,813,397	0.07% #
OPAP (CR)	4,148.51	0.98% #	LAVIPHARM SA (CR)	312,588	0.57% #
ALPHA SERVICES HOLD (CR)	3,257.82	0.03% #	OPAP (CR)	269,059	0.98% #
JUMBO SA (CR)	3,121.38	-2.21% €	INTRACOM HOLDINGS (CR)	248,719	3.96% #
PPC (CR)	2,426.67	-1.04% €	PPC (CR)	243,492	-1.04% €
OTE (CR)	1,901.14	0.37% #	ELLAKTOR (CR)	218,966	2.71% #

Note: Stocks that are not included in the "Under Supervision" category, and the transactions value is more than 10,000 €.

Derivatives Summary

	Number of Trades	Volume	Open Interest
Index Futures	136	461	5,296
FTSE/Athex Banks	5	17	1,827
FTSE/Athex Large Cap	131	444	3,366
MSCI GREECE REBASED	0	0	103
Stock Futures	1,155	15,412	481,169
ADMIE (IPTO) HOLDING S.A. (CR)	22	275	24,138
AEGEAN AIRLINES (CR)	26	51	4,653
ALPHA SERVICES HOLD (CR)	143	5,742	204,340
AUTOHELLAS SA (CR)	13	36	80
AVAX S.A. (CR)	10	10	1,447
CC HBC AG (CR)	3	12	521
CENERGY HOLDINGS (CB)	7	27	4,677
ELLAKTOR (CR)	34	142	955
ELVALHALCOR (CR)	6	11	1,232
EUROBANK HOLDINGS (CR)	56	1,593	35,228
EYDAP S.A. (CR)	3	4	2,398
FOURLIS (CR)	11	16	830
GEK TERNA (CR)	1	4	6,053
HELLENIC EXCHANGES-A.S.E. (CR)	5	19	8,395
HELLENIQ ENERGY (CR)	15	56	1,358
INTRACOM HOLDINGS (CR)	37	253	4,508
INTRAKAT (CR)	42	443	8,026
JUMBO SA (CR)	12	28	663
LAMDA DEVELOPMENT SA (CR)	7	19	5,823
MIG (CR)	4	16	55
MOTOR OIL (CR)	22	40	1,067
MYTILINEOS (CR)	67	158	3,294
NATIONAL BANK (CR)	189	1,559	25,233
OPAP (CR)	52	363	1,551
OPTIMA BANK (CR)	1	7	10
OTE (CR)	18	58	6,939
P.P.A. S.A. (CR)	1	3	207
PIRAEUS FINANCIAL HOLD (CR)	203	3,665	83,719
PPC (CR)	94	609	22,274
QUEST HOLDINGS (CR)	0	0	110
TERNA ENERGY (CR)	36	79	15,129
TITAN CEMENT (CB)	10	95	1,026
VIOHALCO SA/NV (CB)	5	19	5,230
Index Options	9	84	1,505
FTSE/Athex Large Cap	9	84	1,505
Stock Options	1	4	1,733
ALPHA SERVICES HOLD (CR)	0	0	0
NATIONAL BANK (CR)	0	0	1,468
OPAP (CR)	0	0	179
OTE (CR)	0	0	17
PIRAEUS FINANCIAL HOLD (CR)	1	4	4
PPC (CR)	0	0	65
Total Derivatives Traded	1,301	15,961	489,703

Number of Outstanding Securities	Nominal Value	Dividends [1]			Date of Last Coupon		Note	Shares	Closing price	% change	Previous closing price/date	Open price	Price min	Price max	Last price	Avg price	Last Bid [7]	Last Ask [7]	P/E after tax	Year	Volume	Trades	Transactions Value[8]	Company Mkt Value (thou. €)	Year low	Year high	Sector[4]	
57,434,884	1.17	---	---	---	05/06/2008	12/06/2009	---	REDS S.A. (CR)	2.33	0.43 P	2.32	07/11/2023	2.35	2.33	2.35	2.33	2.336	404@2.32	241@2.41	---	---	500	3	1,168.00	133,823.28	2.06	3	35101010
152,360,643	0.500	0.01	0.02	0.03	23/06/2023	10/06/2020	---	TRASTOR REAL EST. INV. CO.(CR)	1.03	---	1.03	07/11/2023	---	---	---	---	750@1.03	11@1.07	---	---	---	---	---	156,931.46	0.965	1.23	35102000	
15,000,000	0.300	---	---	---	06/07/2007	18/07/2000	---	DAIOS PLASTICS SA (CR)	3.3	---	3.3	07/11/2023	---	---	---	---	---	260@3.24	---	---	---	---	---	49,500.00	2.92	3.54	50203015	
2,760,000	11.83	9.4	11	11.8	14/06/2023	16/07/1990	---	KARELIA (CR)	300	-2.60 E	308	07/11/2023	300	300	300	300	300	31@300.00	7@306.00	---	---	40	5	12,000.00	828,000.00	288	364	45103010
6,700,000	0.800	0.179	0.047	0.047	23/08/2023	29/05/2014	---	MILLS KEPENOS (CR)	2	---	2	07/11/2023	2	2	2	2	2	200@2.00	259@2.20	14.77	2022	40	1	80.00	13,400.00	1.93	2.7	45102020
18,017,472	0.360	---	---	---	09/09/2022	28/08/2017	---	KTIMA KOSTAS LAZARIDIS SA (CR)	1.89	---	1.89	07/11/2023	---	---	---	---	125@1.78	45@1.92	---	---	---	---	---	34,053.02	1.55	2.06	45101015	
21,364,000	1.12	---	---	0.4	21/08/2023	08/03/2023	---	LAMPASA HOTEL SA (CR)	29	---	29	07/11/2023	---	---	---	---	100@28.80	100@29.60	---	---	---	---	---	619,556.00	20.6	29.8	40501025	
32,188,050	1.04	---	---	---	21/07/2008	20/01/2000	---	MOUZAKIS (CR)	0.61	---	0.61	07/11/2023	---	---	---	---	200@0.585	1500@0.640	---	---	---	---	---	19,634.71	0.57	0.806	55101020	
8,321,682	0.670	---	---	---	17/08/2007	23/11/1999	---	N. LEVENTERIS (CR)	0.282	---	0.282	07/11/2023	---	---	---	---	---	2240@0.280	---	2022	---	---	---	3,120.18	0.22	0.364	55102010	
6,340,000	0.600	0.134	0.17	0.1	09/12/2022	12/01/2023	---	NAKAS MUSIC	2.9	-2.03 E	2.96	07/11/2023	2.7	2.7	2.98	2.88	2.88	20@2.82	1818@2.90	---	---	361	13	1,039.62	18,386.00	2.16	3.02	40401030
10,080,000	3.00	1.42	1.5	1.45	11/05/2023	27/08/2001	---	TPA SA (CR)	23.3	---	23.3	07/11/2023	23.4	23.3	23.6	23.3	23.43	550@22.70	23@23.50	---	---	329	6	7,708.60	234,864.00	22	26.3	50206060
27,379,200	0.980	---	---	0.45	01/08/2023	29/08/2022	---	CRETE PLASTICS SA (CR)	15.1	1.34 P	14.9	07/11/2023	15.3	15.1	15.3	15.1	15.249	150@15.00	152@15.10	---	---	188	2	2,866.80	413,425.92	14.2	17.9	50203015
255,494,534	2.71	0.352	0.279	0.255	16/06/2023	30/09/2021	---	PRODEA (CR)	7.3	---	7.3	07/11/2023	7.3	7.3	7.5	7.3	7.388	4872@7.30	30@7.45	---	---	228	4	1,684.40	1,865,110.10	6.5	8.6	35102000
4,181,450	0.500	---	---	---	21/08/2000	05/03/2002	---	FLOUR MILLS SARANTOPOULOS SA	1.1	---	1.1	07/11/2023	---	---	---	---	---	---	200@1.10	---	---	---	---	4,599.60	0.875	1.5	45102020	

Exchange Traded Funds (ETFs)

924,675	---	---	---	---	15/06/2016	---	ALPHA ETF FTSE Athex Large Cap	30.12	-0.23 E	30.19	07/11/2023	30.3	29.98	30.3	30.12	30.126	300@25.01	---	---	---	4,396	22	132,432.14	---	22.5	35	12003
---------	-----	-----	-----	-----	------------	-----	--------------------------------	-------	---------	-------	------------	------	-------	------	-------	--------	-----------	-----	-----	-----	-------	----	------------	-----	------	----	-------

Surveillance

356,314,416	0.060	---	---	---	07/07/2010	21/09/2017	5160	FRIGOGLASS SA (CR)	0.088	10.00 P	0.08	07/11/2023	0.0845	0.0845	0.088	0.088	0.088	6700@0.087	---	---	---	1,002,400	93	87,995.06	31,355.67	0.05	0.158	50204000
65,326,268	0.530	---	---	---	04/07/2007	19/07/2006	4750	SATO SA (CR)	0.033	---	0.033	07/11/2023	---	---	---	---	---	20000@0.030	---	---	---	---	---	2,155.77	0.018	0.069	40202015	
13,191,620	0.620	---	---	---	04/08/2010	09/09/2002	5232	YALCO - CONSTANTINOU (CR)	0.197	---	0.197	07/11/2023	0.18	0.18	0.18	0.18	0.18	700@0.180	1780@0.214	---	---	1,515	2	272.70	2,598.75	0.12	0.28	40202020
13,000,000	1.00	---	---	---	01/08/2007	07/04/2000	5093	AKRITAS SA (CR)	0.72	---	0.72	07/11/2023	---	---	---	---	---	5@0.680	---	---	---	---	---	9,360.00	0.14	0.745	50101035	
221,519,681	0.300	---	---	---	02/07/2008	28/02/2011	4957	ANEK LINES SA (CR)	0.268	-0.74 E	0.27	07/11/2023	0.268	0.268	0.268	0.268	0.268	12300@0.266	2000@0.270	---	---	16,878	8	4,523.30	60,280.66	0.177	0.3	40501015
312,163	0.300	---	---	---	02/07/2008	28/02/2011	4959	ANEK LINES SA (PR, issue '90)	0.072	---	0.072	07/11/2023	---	---	---	---	---	29930@0.079	---	---	---	---	---	60,280.66	0.072	0.086	40501015	
2,969,713	0.300	---	---	---	02/07/2008	28/02/2011	4958	ANEK LINES SA (PR, issue '96)	0.3	---	0.3	07/11/2023	---	---	---	---	---	244@0.272	1500@0.300	---	---	---	---	60,280.66	0.173	0.38	40501015	
17,579,754	4.16	---	---	---	18/08/2006	02/08/2010	---	BIOTER SA (CR)	0.212	---	0.212	07/11/2023	0.21	0.21	0.21	0.21	0.21	1308@0.210	90@0.220	---	---	1,100	5	231.00	3,726.91	0.198	0.398	50101010
54,654,600	0.050	---	---	---	01/07/1998	30/12/2022	5275	VIS SA (CR)	0.322	---	0.322	07/11/2023	0.29	0.29	0.29	0.29	0.29	---	768@0.290	---	2022	500	1	145.00	17,598.78	0.136	0.378	50203030
51,754,364	0.300	---	---	---	23/12/2003	24/01/2007	5197	SELECTED TEXT. IND. ASSOC (CR)	0.111	---	0.111	07/11/2023	---	---	---	---	---	2000@0.115	2000@0.120	---	---	---	---	---	5,744.73	0.0975	0.202	55101020
15,842,391	1.51	---	---	---	15/07/2009	12/05/2000	5141	BITROS HOLDING SA (CR)	0.41	-8.89 E	0.45	07/11/2023	0.408	0.408	0.41	0.41	0.409	3400@0.408	214@0.410	---	---	11,345	14	4,643.02	6,495.38	0.376	0.82	55102010
24,319,250	0.300	---	---	---	09/07/2002	04/07/2007	5165	PROODEFTIKH SA (CR)	0.4	---	0.4	07/11/2023	---	---	---	---	---	---	10000@0.400	---	---	---	---	---	9,727.70	0.4	0.6	50101010
28,438,268	0.070	---	---	---	21/08/2006	24/11/1999	5253	SPIROY AGRICULTURE SA (CR)	0.2	---	0.2	07/11/2023	---	---	---	---	---	---	3100@0.191	---	---	---	---	---	5,687.65	0.144	0.24	45102010
1,011,000	1.00	---	---	---	01/07/2004	11/12/2012	5193	TRIA ALFA SA (CR)	7.55	-3.20 E	7.8	07/11/2023	7.55	7.55	7.6	7.6	7.566	9@7.65	100@8.40	57.83	2022	110	7	832.25	7,633.05	7.5	16.9	55101020

Suspension Status

66,948,210	0.300	---	---	---	22/09/2015	22/09/2015	5179	FOLLI FOLLIE (CR)	4.8	---	4.8	24/05/2018	---	---	---	---	---	---	---	---	---	---	---	321,351.41	4.8	4.8	40401030	
12,417,000	0.310	---	---	---	27/08/2019	28/08/2017	5233	MLS MULTIMEDIA SA (CR)	0.57	---	0.57	12/05/2020	---	---	---	---	---	---	---	---	---	---	---	---	7,077.69	0.57	0.57	10101015
6,330,002	0.300	---	---	---	25/06/2002	15/03/2019	5278	VARVARESSOS (CR)	0.24	---	0.24	02/05/2023	---	---	---	---	---	---	---	---	---	---	---	---	1,519.20	0.16	0.25	55101020
3,961,300	1.28	---	---	---	29/06/2004	03/08/2000	5248	DUROS SA (CR)	0.25	---	0.25	24/04/2023	---	---	---	---	---	---	---	---	---	---	---	---	990.33	0.2	0.3	40204020
7,085,888	1.59	---	---	---	02/07/1996	06/09/2010	5216	ELVIEMEK (CR)	2.6	---	2.6	30/09/2019	---	---	---	---	---	---	---	---	---	---	---	---	18,423.31	2.6	2.6	35101010

Number of Outstanding Securities	Nominal Value	Dividends [1]			Date of Last Coupon		Note	Shares	Closing price	% change	Previous closing price/date	Open price	Price min	Price max	Last price	Avg price	Last Bid [7]	Last Ask [7]	P/E after tax	Year	Volume	Trades	Transactions Value[8]	Company Mkt Value (thou. €)	Year low	Year high	Sector[4]
		2020	2021	2022	Dividend [2]	Right																					
7,125,216	0.650	---	---	---	01/07/2005	14/12/1999	4955	KRE.KA SA (CR)	0.28	---	0.28	06/04/2023	---	---	---	---	---	---	---	---	---	---	---	1,995.06	0.17	0.43	45102010
7,734,375	1.00	---	---	---	09/07/2007	07/01/2011	5277	LIVANIS SA (CR)	0.125	---	0.125	28/04/2023	---	---	---	---	---	---	---	---	---	---	---	966.80	0.12	0.18	40301030

Shares' Notes

Code	Note text
()	- Adjusted dividends.
*	- Last adjusted closing price.
[1]	- Net dividends.
[2]	- The "Date of Last Coupon" for New listings refers to the date company's stocks started to trade in Athex
[3]	- The Company Market Value is referred to the number of outstanding shares
[4]	- Sectors codification can be found in Appendix A
[5]	- The Market Value refers to the total number of shares listed (including their several classes) in the exchange by the company.
[6]	- P/E greater than 100
[7]	- Last view of the Order Book before the end of the trading session
[8]	- All Blocks Methods' Transactions Value are included.
4750	- Transfer to the Under Surveillance Category from 8/4/2011.
4955	- Transfer to the Surveillance Category as from 5/4/2013.
4957	- Transfer to the Surveillance Category as from 5/4/2013.
4958	- Transfer to the Surveillance Category as from 5/4/2013.
4959	- Transfer to the Surveillance Category as from 5/4/2013.
5093	- Transfer to the Surveillance Category as of 8/4/2015.
5141	- Transfer to the Surveillance Category as of 10/05/2017.
5160	- Transfer to the Surveillance Category as of 15/04/2016.
5165	- Transfer to the Surveillance Category as of 15/02/2018.
5179	- Suspension of trading as of 25/05/2018.
5193	- Transfer to the Surveillance Category as of 25/10/2018.
5197	- Transfer to the Surveillance Category as of 07/11/2018.
5216	- Suspension of trading as of 01/10/2019.
5232	- Transfer to the Under Surveillance Category from 08/04/2011.
5233	- Suspension of trading as of 13/05/2020.
5248	- Transfer to the Surveillance Category as of 06/09/20116.
5253	- Transfer to the Surveillance Category as of 14/5/2021.
5275	- Transfer to the Surveillance Category as of 09/07/2020.
5277	- Suspension of trading as of 02/05/2023.
5278	- Suspension of trading as of 03/05/2023.

Securities Blocks Details

Securities	Block Volume	Price	Block Trade Value	Time of approval	Note
INTRALOT (CR)	353,193	0.660	233,107.38	10:33:53	20
INTRALOT (CR)	588,620	0.740	435,578.80	12:47:12	20
NATIONAL BANK (CR)	180,000	5.45	981,000.00	13:43:32	20
EUROBANK HOLDINGS (CR)	437,000	1.55	677,350.00	14:42:25	20
NATIONAL BANK (CR)	100,000	5.50	550,400.00	17:13:09	20

Blocks Notes

- 9 - Method 6-1 / Special Fees
- 10 - Method 6-1 / Special Fees, SDS
- 14 - Method 6-3 / Settlement, Incomplete Buy and Sell
- 18 - Method 6-2 / SPOT 1
- 19 - Method 6-2 / SPOT 2
- 20 - Method 6-1 and Method 6-1 Same Day Settlement
- 21 - Other Pre-agreed

Shares Rights Details

Occurred date	Exercise from	Exercise until	Trading until	Rights	Price min	Price max	Closing price	Last Bid	Last Ask	Volume	Trades	Transactions Value
---------------	---------------	----------------	---------------	--------	-----------	-----------	---------------	----------	----------	--------	--------	--------------------

No Rights Transactions.

Forced Sales Details

Securities	Category of Security	Transactions Volume	Number of Trades	Transactions Value	Note
MIG (CR)	Stocks	174	3	674.25	1

Forced Sales Notes

- 1 - Compulsory Public Forced Sales
- 2 - Forced Sales of Fixed Registered Shares
- 3 - Forced Sales of Remaining Fractional Shares

Exchange Traded Funds (ETFs) Characteristics

	Transactions Date (T)	Creation / Redemption	Units (T-1)	New Units (T-1)	Redemption Units (T-1)	Units (T) [1]	Fund Assets [2]	Net Unit Price	Dividend per Unit	Dividend Date
ALPHA ETF FTSE Athex Large Cap	08/11/2023	5,000	924,675	---	---	924,675	27,882,110.00	30.1534	0.62	03/07/2023

ETFs Notes

[1] - Units (T) = Units (T-1) + New Units (T-1) - Redemption Units (T-1)

[2] - The Creation / Redemption Units of T-1 are included.

Non Convertible Corporate Bonds - Regulated Market

Num Listed Bonds	Nominal price	Issue price	Today's Rate	Exp. Date	Duration (years)	Note	Coupon		Trading Unit	Corporate Bonds	Accrued Int.	Yield.T.Mat	Price min	Price max	Closing price	Previous closing price/date	Volume	Transactions Value	Last order		ear min	Year max		
							Common	Preferred											Price	Buy / Sell			Date	
100,000	1,000.00	1,000.00	2.95	11/02/2027	5	---	4	---	1	SAFE BULKERS PARTICIPATIONS PLC (Non Convertible)	7.4569	5.8290	91.0000	91.3000	91.1750	91.3400	07/11/2023	8,000	7,353.66	91.5000	B	38/11/2023	89.9269	97.9500
320,000	1,000.00	1,000.00	3.40	21/07/2027	7	---	7	---	1	LAMDA DEVELOPMENT S.A. (Non Convertible)	10.5778	5.5380	91.3000	91.9800	91.4000	91.8100	07/11/2023	79,000	73,134.45	91.2500	B	38/11/2023	90.2000	95.5000
200,000	1,000.00	1,000.00	2.10	27/10/2027	7	---	7	---	1	O.P.A.P. S.A. (Non Convertible)	0.8167	4.1740	91.8000	92.0000	91.9239	91.7500	07/11/2023	163,000	149,969.11	91.8500	B	38/11/2023	89.2745	95.4000
200,000	1,000.00	1,000.00	1.90	23/03/2028	7	---	6	---	1	MOTOR OIL CORINTH REFINERIES SA (Non Convertible)	2.4278	4.1170	90.5000	91.0000	90.9000	90.6520	07/11/2023	157,000	143,001.16	90.8500	B	38/11/2023	87.5500	92.6000
100,000	1,000.00	1,000.00	2.70	25/05/2026	5	---	5	---	1	COSTAMARE PARTICIPATIONS PLC (Non Convertible)	12.6750	4.2630	95.0000	95.8000	95.7000	95.6000	07/11/2023	8,000	7,757.40	95.0000	B	38/11/2023	92.6000	97.0000
300,000	1,000.00	1,000.00	2.30	20/07/2028	7	---	5	---	1	PRODEA REIC S.A.(Non Convertible)	7.2194	5.7260	86.0200	86.2000	86.0200	86.1810	07/11/2023	78,000	67,747.43	85.8010	B	38/11/2023	82.0100	89.1000
150,000	1,000.00	1,000.00	2.65	22/10/2026	5	---	5	---	1	CPLP SHIPPING HOLDINGS PLC (Non Convertible)	1.3250	4.6750	94.0000	94.0000	94.0000	94.0000	07/11/2023	5,000	4,706.63	93.1500	B	38/11/2023	92.4500	96.0000
250,000	1,000.00	1,000.00	2.45	16/11/2028	7	---	4	---	1	ELVALHALCOR S.A. (Non Convertible)	12.1139	4.7250	87.5000	89.7000	89.7000	87.5000	07/11/2023	44,000	39,250.01	88.0000	B	38/11/2023	84.0000	92.0000
500,000	1,000.00	1,000.00	2.75	03/07/2027	7	---	7	---	1	GEK TERNA S.A. (Non Convertible)	9.9306	5.2980	90.3000	90.6000	90.5800	90.6000	07/11/2023	44,000	40,277.74	90.0000	B	38/11/2023	86.8000	94.4535
300,000	1,000.00	1,000.00	2.30	14/12/2028	7	---	4	---	1	GEK TERNA S.A. (Non Convertible)	9.5194	5.2630	86.9999	87.0000	86.9999	87.1500	07/11/2023	3,000	2,638.56	86.3000	B	38/11/2023	80.0010	90.3500
175,000	1,000.00	1,000.00	3.40	26/07/2024	5	---	9	---	1	ATTICA HOLDINGS S.A. (Non Convertible)	10.1056	4.0000	99.0399	99.2000	99.1604	99.1100	07/11/2023	49,000	49,083.76	99.2000	B	38/11/2023	96.6179	99.4500
230,000	1,000.00	1,000.00	4.70	12/07/2029	7	---	3	---	1	LAMDA DEVELOPMENT S.A. (Non convertible)	15.7972	4.7960	98.1981	98.4000	98.1981	98.0890	07/11/2023	20,000	19,969.79	98.0000	B	38/11/2023	94.9889	101.0000
100,000	1,000.00	1,000.00	4.40	26/07/2029	7	---	3	---	1	CPLP SHIPPING HOLDINGS PLC (Non Convertible)	13.0778	5.2240	94.8312	97.0000	95.0001	97.0000	07/11/2023	38,000	36,877.08	94.5100	B	38/11/2023	94.9625	100.8000
200,000	1,000.00	1,000.00	3.60	12/03/2026	7	---	10	---	1	AEGEAN AIRLINES S.A. (Non Convertible)	5.9000	4.6750	95.7100	96.5000	96.0000	97.0000	07/11/2023	154,000	149,205.60	95.8100	B	38/11/2023	95.1109	98.9000
150,000	1,000.00	1,000.00	2.60	22/10/2026	7	---	9	---	1	TERNA ENERGY FINANCE S.A. (Non Convertible)	1.3000	4.6710	92.9890	93.6000	93.2439	92.9880	06/11/2023	111,000	103,874.09	93.0001	B	38/11/2023	90.4543	95.7400
100,000	1,000.00	1,000.00	2.80	25/01/2027	5	---	4	---	1	PREMIA S.A. (Non Convertible)	8.4000	6.1290	90.0000	90.1218	90.1087	90.0000	07/11/2023	10,000	9,094.87	90.0000	B	38/11/2023	87.6862	95.9899
500,000	1,000.00	1,000.00	4.00	10/07/2030	7	---	1	---	1	MYTILINEOS S.A. (Non Convertible)	13.6667	4.1710	98.8000	98.8799	98.8036	98.4000	07/11/2023	160,000	160,272.36	98.7700	B	38/11/2023	98.3000	100.0700
120,000	1,000.00	1,000.00	3.95	04/04/2025	7	---	12	---	1	GEK TERNA S.A. (Non Convertible)	4.0597	4.4170	98.0000	98.3000	98.0466	98.3700	07/11/2023	86,000	84,669.23	97.9500	B	38/11/2023	97.5523	100.5000

Corporate Bonds Notes

Transactions Volume = (Pieces) * (Nominal Price). Transactions Value = (Pieces) * (Nominal Price) * (price %) + (Accrued interest).

The price of a Bond is stated as a percentage (%) of Bond's Nominal Price.

Nominal Price in Euros (€), except if it is noted differently.

Non Convertible Corporate Bonds - Regulated Market

Num Listed Bonds	Nominal price	Issue price	Today's Rate	Exp. Date	Duration (years)	Note	Coupon		Trading Unit	Corporate Bonds	Accrued Int.	Yield.T.Mat	Price min	Price max	Closing price	Previous closing price/date	Volume	Transactions Value	Last order			ear min	Year max	
							Common	Preferred											Price	Buy / Sell	Date			
120,000	1,000.00	1,000.00	2.65	06/12/2028	7	---	4	---	1	NOVAL PROPERTY REIC (Non Convertible)	11.5569	5.2650	87.5000	88.3000	88.3000	88.3000	07/11/2023	23,000	20,444.81	86.5500	B	08/11/2023	83.8000	91.9500

Corporate Bonds Notes

Transactions Volume = (Pieces) * (Nominal Price). Transactions Value = (Pieces) * (Nominal Price) * (price %) + (Accrued interest).

The price of a Bond is stated as a percentage (%) of Bond's Nominal Price.

Nominal Price in Euros (€), except if it is noted differently.

Government Bonds

Number Listed Bonds	Nominal price	Today's Rate	Accrued Interest Calc	Exp. Date [1]	Duration (years)	Note	Coupons Date	Curr. coupon value	Trading Unit	Government Bonds	Price min	Price max	Closing price	Previous closing price/date	Volume	Transactions Value	Price	Last order Buy / Sell	Date
4,500,000	1,000.00	1.88	Actual/Actual	04/02/2035	15	---	04/02	1.88	1	GGB-FXD-040235-15Y-1.875-1.000	---	---	---	---	---	---	---	---	---
1,805,793	1,000.00	3.45	Actual/Actual	02/04/2024	5	---	02/04	3.45	1	GGB-FXD-020424-05Y-3.450-1.000	---	---	---	---	---	---	---	---	---
6,000,000	1,000.00	0.75	Actual/Actual	18/06/2031	10	---	18/06	0.75	1	GGB-FXD-180631-10Y-0.750-1.000	---	---	---	---	---	---	---	---	---
2,900,000	1,000.00	3.88	Actual/Actual	15/06/2028	5	---	15/06	3.88	1	GGB-FXD-150628-05Y-3.875-1.000	---	---	---	---	---	---	---	---	---
5,962,747,327	1.00	3.75	Actual/Actual	30/01/2028	10	---	/02 - 01/02 - 31/	3.75	1	GGB-FXD-300128-10Y-3.750-1.000	---	---	---	85.4610 13/07/2018	---	---	1.0000	B	28/11/2018
7,067,309,386	1.00	3.90	Actual/Actual	30/01/2033	15	---	/02 - 01/02 - 31/	3.90	1	GGB-FXD-300133-15Y-3.900-1.000	---	---	---	78.6730 13/07/2018	---	---	1.0000	B	28/11/2018
5,622,848,349	1.00	4.00	Actual/Actual	30/01/2037	19	---	/02 - 01/02 - 31/	4.00	1	GGB-FXD-300137-19Y-4.000-1.000	---	---	---	77.0370 13/07/2018	---	---	1.0000	B	28/11/2018
5,476,770,669	1.00	4.20	Actual/Actual	30/01/2042	24	---	/02 - 01/02 - 31/	4.20	1	GGB-FXD-300142-24Y-4.200-1.000	---	---	---	77.7640 13/07/2018	---	---	1.0000	B	28/11/2018
48,794,718	1.00	4.30	Actual/Actual	24/02/2024	12	---	24/02	4.30	1	GGB-FXD-240224-12Y-2.000-1.000	---	---	---	10.0000 22/06/2015	---	---	---	---	---
40,248,141	1.00	4.30	Actual/Actual	24/02/2025	13	---	24/02	4.30	1	GGB-FXD-240225-13Y-2.000-1.000	---	---	---	10.0000 22/06/2015	---	---	---	---	---
59,586,043	1.00	4.30	Actual/Actual	24/02/2026	14	---	24/02	4.30	1	GGB-FXD-240226-14Y-2.000-1.000	---	---	---	10.0000 22/06/2015	---	---	---	---	---
41,118,344	1.00	4.30	Actual/Actual	24/02/2027	15	---	24/02	4.30	1	GGB-FXD-240227-15Y-2.000-1.000	---	---	---	10.0000 22/06/2015	---	---	---	---	---
45,137,734	1.00	4.30	Actual/Actual	24/02/2028	16	---	24/02	4.30	1	GGB-FXD-240228-16Y-2.000-1.000	---	---	---	10.0000 22/06/2015	---	---	---	---	---
61,768,888	1.00	4.30	Actual/Actual	24/02/2029	17	---	24/02	4.30	1	GGB-FXD-240229-17Y-2.000-1.000	---	---	---	10.0000 22/06/2015	---	---	---	---	---
54,567,744	1.00	4.30	Actual/Actual	24/02/2030	18	---	24/02	4.30	1	GGB-FXD-240230-18Y-2.000-1.000	---	---	---	10.0000 22/06/2015	---	---	---	---	---
37,541,515	1.00	4.30	Actual/Actual	24/02/2031	19	---	24/02	4.30	1	GGB-FXD-240231-19Y-2.000-1.000	---	---	---	10.0000 22/06/2015	---	---	---	---	---
37,558,317	1.00	4.30	Actual/Actual	24/02/2032	20	---	24/02	4.30	1	GGB-FXD-240232-20Y-2.000-1.000	---	---	---	10.0000 22/06/2015	---	---	---	---	---
37,473,732	1.00	4.30	Actual/Actual	24/02/2033	21	---	24/02	4.30	1	GGB-FXD-240233-21Y-2.000-1.000	---	---	---	10.0000 22/06/2015	---	---	---	---	---
33,888,293	1.00	4.30	Actual/Actual	24/02/2034	22	---	24/02	4.30	1	GGB-FXD-240234-22Y-2.000-1.000	---	---	---	10.0000 22/06/2015	---	---	---	---	---
35,177,800	1.00	4.30	Actual/Actual	24/02/2035	23	---	24/02	4.30	1	GGB-FXD-240235-23Y-2.000-1.000	---	---	---	10.0000 22/06/2015	---	---	---	---	---
35,547,268	1.00	4.30	Actual/Actual	24/02/2036	24	---	24/02	4.30	1	GGB-FXD-240236-24Y-2.000-1.000	---	---	---	10.0000 22/06/2015	---	---	---	---	---
40,246,306	1.00	4.30	Actual/Actual	24/02/2037	25	---	24/02	4.30	1	GGB-FXD-240237-25Y-2.000-1.000	---	---	---	10.0000 22/06/2015	---	---	---	---	---
37,643,952	1.00	4.30	Actual/Actual	24/02/2038	26	---	24/02	4.30	1	GGB-FXD-240238-26Y-2.000-1.000	---	---	---	10.0000 22/06/2015	---	---	---	---	---
36,977,100	1.00	4.30	Actual/Actual	24/02/2039	27	---	24/02	4.30	1	GGB-FXD-240239-27Y-2.000-1.000	---	---	---	10.0000 22/06/2015	---	---	---	---	---
41,615,000	1.00	4.30	Actual/Actual	24/02/2040	28	---	24/02	4.30	1	GGB-FXD-240240-28Y-2.000-1.000	---	---	---	10.0000 22/06/2015	---	---	---	---	---
42,227,208	1.00	4.30	Actual/Actual	24/02/2041	29	---	24/02	4.30	1	GGB-FXD-240241-29Y-2.000-1.000	---	---	---	10.0000 22/06/2015	---	---	---	---	---
68,288,487	1.00	4.30	Actual/Actual	24/02/2042	30	---	24/02	4.30	1	GGB-FXD-240242-30Y-2.000-1.000	---	---	---	10.0000 22/06/2015	---	---	---	---	---
4,000,000	1,000.00	3.88	Actual/Actual	12/03/2029	10	---	12/03	3.88	1	GGB-FXD-120329-10Y-3.875-1.000	---	---	---	---	---	---	100.0000	B	15/10/2019
4,500,000	1,000.00	0.00	Actual/Actual	12/02/2026	5	---	12/02	0.00	1	GGB-FXD-120226-05Y-0.000-1.000	---	---	---	---	---	---	---	---	---
2,209,163	1,000.00	3.38	Actual/Actual	15/02/2025	7	---	15/02	3.38	1	GGB-FXD-150225-07Y-3.375-1.000	---	---	---	---	---	---	---	---	---
964,000	1,000.00	3.25	Actual/Actual	20/03/2025	6	---	20/03	3.25	1	GGB-FXD-200325-06Y-3.250-1.000	---	---	---	---	---	---	---	---	---
2,100,000	1,000.00	3.55	Actual/Actual	20/03/2026	7	---	20/03	3.55	1	GGB-FXD-200326-07Y-3.550-1.000	---	---	---	---	---	---	---	---	---
5,500,000	1,000.00	1.50	Actual/Actual	18/06/2030	10	---	18/06	1.50	1	GGB-FXD-180630-10Y-1.500-1.000	---	---	---	---	---	---	---	---	---
3,500,000	1,000.00	4.38	Actual/Actual	18/07/2038	15	---	18/07	4.38	1	GGB-FXD-180738-15Y-4.375-1.000	---	---	---	---	---	---	---	---	---

Government Bonds Notes

Transactions Volume = (Pieces) * (Nominal Price). Transactions Value = (Pieces) * (Nominal Price) * (price %) + (Accrued interest).

The Value of current coupon for the issues with NV 0.01 euro refers to NV 100 euros

FLR: Floating Interest Rate.

[1] - The Expiration Date of the interest bearing period and the Date for coupon payment.

Government Bonds

Number Listed Bonds	Nominal price	Today's Rate	Accrued Interest Calc	Exp. Date [1]	Duration (years)	Note	Coupons Date	Curr. coupon value	Trading Unit	Government Bonds	Price min	Price max	Closing price	Previous closing price/date	Volume	Transactions Value	Price	Last order Buy / Sell	Date
40,000	1,000.00	4.67	FLR	Actual/360	18/09/2024	1	---	18/09 - 19/03	---	1	GGB-FLT-180924-01Y-4.670-1.000	---	---	---	---	---	---	---	---
5,364,250	1,000.00	3.25		Actual/Actual	20/03/2050	30	---	20/03	3.25	1	GGB-FXD-200350-30Y-3.250-1.000	---	---	---	---	---	---	---	---
3,924,361	1,000.00	2.00		Actual/Actual	22/04/2027	7	---	22/04	2.00	1	GGB-FXD-220427-07Y-2.000-1.000	---	---	---	---	---	99.9000	B	22/04/2020
2,500,000	1,000.00	1.88		Actual/Actual	23/07/2026	7	---	23/07	1.88	1	GGB-FXD-230726-07Y-1.875-1.000	---	---	---	---	---	---	---	---
4,500,000	1,000.00	4.25		Actual/Actual	15/06/2033	10	---	15/06	4.25	1	GGB-FXD-150633-10Y-4.250-1.000	---	---	---	---	---	---	---	---
3,500,000	1,000.00	1.88		Actual/Actual	24/01/2052	30	---	24/01	1.88	1	GGB-FXD-240152-30Y-1.875-1.000	---	---	---	---	---	---	---	---
3,700,000	1,000.00	1.75		Actual/Actual	18/06/2032	10	---	18/06	1.75	1	GGB-FXD-180632-10Y-1.750-1.000	---	---	---	---	---	---	---	---
2,200,000	1,000.00	1.13	FLR	Actual/360	15/12/2027	5	---	- 15/12 - 15/03 -	---	1	GGB-FLT-151227-05Y-1.130-1.000	---	---	---	---	---	102.1600	B	30/12/2022

Government Bonds Notes

Transactions Volume = (Pieces) * (Nominal Price). Transactions Value = (Pieces) * (Nominal Price) * (price %) + (Accrued interest).

The Value of current coupon for the issues with NV 0.01 euro refers to NV 100 euros

FLR: Floating Interest Rate.

[1] - The Expiration Date of the interest bearing period and the Date for coupon payment.

Treasury Bills & Zero Coupon Government Bonds

Issue Date	13-Week Maturity									26-Week Maturity									52-Week Maturity								
	Exp. Date	Initial Rate	Num Listed Bonds	Nominal price	Issue price	Last Trade Price	Last Trade Date	Volume Traded	Note	Exp. Date	Initial Rate	Num Listed Bonds	Nominal price	Issue price	Last Trade Price	Last Trade Date	Volume Traded	Note	Exp. Date	Initial Rate	Num Listed Bonds	Nominal price	Issue price	Last Trade Price	Last Trade Date	Volume Traded	Note
09/12/2022	---	---	---	---	---	---	---	---	---	---	---	---	---	---	---	---	---	---	08/12/2023	2.73	600,000	1,000.00	973.10	---	---	---	---
10/03/2023	---	---	---	---	---	---	---	---	---	---	---	---	---	---	---	---	---	---	08/03/2024	3.75	1,000,000	1,000.00	963.46	---	---	---	---
09/06/2023	---	---	---	---	---	---	---	---	---	---	---	---	---	---	---	---	---	---	07/06/2024	3.84	1,600,000	1,000.00	962.60	---	---	---	---
08/09/2023	---	---	---	---	---	---	---	---	---	---	---	---	---	---	---	---	---	---	06/09/2024	3.81	812,500	1,000.00	962.90	---	---	---	---

Bonds in Circulation	Currency / Min nominal traded Value	Coupons Payment Date	Current Coupon Value	Note	Coupon	Trading Unit	Issue Date	Duration (years)	Today's Interest	A.I.C in days	Bonds	Last price of previous days		Last Outcry in Cash (euro)		Trades in Pieces	Life min	Life Max	
												Price	Buy / Sell	Price	Buy / Sell				
Corporate Bonds in Foreign Currency and Euro																			
103,746	GBP / 10	01/12	0.25	---	64	1	01/12/1930	98	2.5	360	National Mortgage Bank	2.27	05/02/1996	2.27	S	05/02/1996	---	2.27	2.27
0	GBP / 10	01/12	0.25	---	66	1	01/12/1928	100	2.5	360	National Mortgage Bank	---	---	---	---	---	---	---	---

Government Bonds Notes

A.I.C: Accrued Interest Calculation base.

FLR: Floating Interest Rate.

The minimum tradeable Nominal Value for all Demeterialised Government Titles is 100 Euros.

(μφρ-0)

Athex & ATHEXClear Members List

Member Name				Stock Market			Derivatives Market		ATHEXClear Member	
	Address	Phone	Fax	Market Member	Remote Member	Market Maker	Proprietary	Market Maker	General Clearing	Direct Clearing
A. SARRIS SECURITIES S.A.				a						
6, ΔΡΑΓΑΤΣΑΝΙΟΥ 6 ΑΘΗΝΑ	2103367700									
AEONIC SECURITIES C.I.F. P.L.C.				a						
, ΛΑΪΟΥ 6, ΓΡ. 301B, ANNA COURT	35725337600									
ALPHA BANK S.A.									a	
, ΣΤΑΔΙΟΥ 40 ΑΘΗΝΑ	2103260000									
ALPHA FINANCE INVESTMENT SERVICES SINGLE MEMBER SA				a		a	a	a		a
5, ΠΑΝΕΠΙΣΤΗΜΙΟΥ 45 ΑΘΗΝΑ	2103677400									
ARGUS STOCKBROKERS LTD				a	a		a			
25, 25 ΛΕΩΦΟΡΟΣ ΔΗΜΟΣΘΕΝΗ ΣΕΒΕΡΗ	0035722717000									
ATLANTIC SECURITIES LTD				a	a					
37, ΠΡΟΔΡΟΜΟΥ 37	0035722445400									
AXON SECURITIES S.A.				a			a			
48, ΣΤΑΔΙΟΥ 48 ΑΘΗΝΑ	2103363800									
BETA SECURITIES S.A.				a		a	a			a
29, Λ. ΑΛΕΞΑΝΔΡΑΣ 29 ΑΘΗΝΑ	2106478930									
BNP PARIBAS S.A.									a	
, ΛΑΜΨΑΚΟΥ 2 ΑΘΗΝΑ	2107468525									
BOFA SECURITIES EUROPE SA				a	a					
, 112 AVENUE KL'BER 75116	+33 153655555									
CAPITAL SECURITIES S.A.				a			a			
58, ΜΗΤΡΟΠΟΛΕΩΣ 58 ΑΘΗΝΑ	2103369700									
CITIGROUP GLOBAL MARKETS EUROPE AG				a	a					
16, REUTERWEG 16	+49 691366-0									
CITIGROUP GLOBAL MARKETS LIMITED				a						
1, 33 CANADA SQUARE -CANARY WHARF	+44 02079864000									
CREDIT SUISSE BANK (EUROPE), S.A.				a	a					
, CALLE AYALA 42, 3A PLANTA-B MADRID	+34917916000									
CREDIT SUISSE SECURITIES (EUROPE) LIMITED				a						
1, ONE CABOT SQUARE LONDON	+44 2078888888									
CYCLOS SECURITIES S.A.				a			a			
39, ΧΑΡΙΛΑΟΥ ΤΡΙΚΟΥΠΗ 6-8-10 ΑΘΗΝΑ	2103364300									
DEUTSCHE BANK S.A.					a					
1, GREAT WINCHESTER STREET LONDON	+44 20 754 54209	00441133361437								
EUROBANK EQUITIES INVESTMENT FIRM SINGLE MEMBER SA				a		a	a	a		a
, ΦΙΛΕΛΛΗΝΩΝ 10 & ΞΕΝΟΦΩΝΤΟΣ 13 ΑΘΗΝΑ	2103720425									
EUROBANK S.A.									a	
, ΟΘΩΝΟΣ 8 ΑΘΗΝΑ	2144043907									
EUROCORP INVESTMENT SERVICES S.A.				a			a			a
14, ΠΛ.ΦΙΛΙΚΗΣ ΕΤΑΙΡΕΙΑΣ 14 ΑΘΗΝΑ	2107263600									
EUOTRUST INVESTMENT FIRM SA				a						
113, ΣΕΒΑΣΤΟΥΠΟΛΕΩΣ 113 ΑΘΗΝΑ	2103363100									
EUROXX SECURITIES S.A.				a		a	a	a		a
7, ΠΑΛΕΟΛΟΓΟΥ CHALANDRI	+30 2106879400	210-6879401								
7, ΠΑΛΑΙΟΛΟΓΟΥ CHALANDRI	(210)-6879400	(210)-6879401								
FREEDOM FINANCE EUROPE LTD				a	a					
, ΧΡΙΣΤΑΚΗ ΚΡΑΝΟΥ 20	035725257786									
G. A. PERVANAS SECURITIES- INVESTMENT SERVICES S.A.				a						
7-9, ΣΟΦΟΚΛΕΟΥΣ 7-9 ΑΘΗΝΑ	2103727200									
GLOBAL CAPITAL SECURITIES & FINANCIAL SERVICES LTD				a	a					
50, ΛΑΡΧΙΕΠΙΣΚΟΠΟΥ ΜΑΚΑΡΙΟΥ Γ50	0035722710710									
GREENPOST TRADING EUROPE LTD				a	a	a				
, ΚΙΜΩΝΟΣ 3, ACROPOLIS MANSIONS, 2ND FLOOR, FLAT/OFFICE 202	035722521389									
HELLENIC AMERICAN SECURITIES S.A.				a		a	a			a
27, ΑΝΔΡΕΑ ΠΑΠΑΝΔΡΕΟΥ 27 MAROUSI	2103311100									
HELLENIC BANK (INVESTMENTS) LTD					a					
, ΑΥΞ.ΚΥΡΙΑΚΟΥ MATSI 31 - PO BOX 24747 NICOSIA	+357 22500100	357 22500110								
HSBC CONTINENTAL EUROPE									a	
109-111, Λ.ΜΕΣΟΓΕΙΩΝ 109-111	2106960000									
INDEX SECURITIES S.A.				a						
6, ΔΡΑΓΑΤΣΑΝΙΟΥ 6 ΑΘΗΝΑ	2103213920									
J. CHR. MAVRIKIS SECURITIES S.A.				a						
5, ΣΟΦΟΚΛΕΟΥΣ 5 ΑΘΗΝΑ	2103216730									

Athex & ATHEXClear Members List

Member Name				Stock Market			Derivatives Market		ATHEXClear Member	
	Address	Phone	Fax	Market Member	Remote Member	Market Maker	Proprietary	Market Maker	General Clearing	Direct Clearing
KAPPA SECURITIES S.A.				a			a			
15, ΒΑΛΑΩΡΙΤΟΥ 15 ΑΘΗΝΑ	2103678600									
KARAMANOF SECURITIES & INVESTMENT SERVICES S.A.				a						
2, ΠΛ.ΑΓ.ΘΕΟΔΩΡΩΝ 2 ΑΘΗΝΑ	2103212947									
LAIKI FINANCIAL SERVICES LTD					a					
26, AVE. VYRONOS NICOSIA	357 22367367	357 22718567								
LEON DEPOLAS SECURITIES S.A.				a		a	a			
1, ΧΡΗΣΤΟΥ ΛΑΔΑ 1 ΑΘΗΝΑ	2103213276 -28									
MEGA EQUITY SECURITIES & FINANCIAL SERVICES PUBLIC LTD				a	a		a			
42-44, ΛΕΩΦ.ΓΡΙΒΑ ΔΙΓΕΝΗ 42-44	0035722711711									
MERIT SECURITIES S.A				a		a	a			a
5, ΣΟΦΟΚΛΕΟΥΣ 5 ΑΘΗΝΑ	2103671880									
MERRILL LYNCH INTERNATIONAL				a						
2, 2 KING EDWARD STREET LONDON	+44 20276281000									
N. CHRYSOCHOIDIS SECURITIES S.A.				a			a			a
7-9, ΣΟΦΟΚΛΕΟΥΣ 7-9 ΑΘΗΝΑ	2103213913									
NATIONAL BANK OF GREECE S.A.				a		a	a		a	
86, ΑΙΟΛΟΥ ΣΤΡ. ΑΘΗΝΑ	(210)-3341000	(210)-3228187								
68, ΑΚΑΔΙΜΙΑΣ ΣΤΡ. ΑΘΗΝΑ	(210)-3328817	(210)-3328678								
NATIONAL SECURITIES SINGLE MEMBER SA				a		a	a	a		
66, ΛΕΩΦΟΡΟΣ ΑΘΗΝΩΝ 128-132 & ΙΦΙΓΕΝΙΑΣ ΑΘΗΝΑ	2103328784									
NUNTIUS BROKERAGE AND INVESTMENT SERVICES S.A				a						
6, ΔΡΑΓΑΤΣΑΝΙΟΥ 6 ΑΘΗΝΑ	2103350599									
ONE PLUS CAPITAL LIMITED				a	a					
, 75 PRODROMOU AVENUE NICOSIA 1307	35722873760									
OPTIMA BANK S.A.				a		a	a	a	a	
, ΑΙΓΙΑΛΕΙΑΣ 32 & ΠΑΡΑΔΕΙΣΟΥ ΜΑΡΟΥΣΙ	210 8173000									
PANCRETA BANK S.A									a	
, ΙΚΑΡΟΥ 5	2810338746									
PANTELAKIS SECURITIES S.A.				a		a	a	a		
57, ΕΘΝΙΚΗΣ ΑΝΤΙΣΤΑΣΕΩΣ 57, ΚΤΙΠΙΟ Β CHALANDRI	2106965000								a	
PIRAEUS BANK S.A.				a			a			
, ΑΜΕΡΙΚΗΣ 4 ΑΘΗΝΑ	2103335000									
PIRAEUS SECURITIES S. A.				a		a	a	a		a
10, ΣΤΑΔΙΟΥ 10 ΑΘΗΝΑ	2103354100									
PROCHOICE SECURITIES LTD				a	a					
57, ΛΕΩΦ.ΣΠΥΡΟΥ ΚΥΠΡΙΑΝΟΥ 57, ΑΚΙΝΗΤΑ Φ	035724661192									
SHARELINK SECURITIES & FINANCIAL SERVICES LTD				a			a			
6, HOUSE-ΘΕΟΤΟΚΗ 6 ΜΕΓΑΡΟ ΕΛΜΗΝΑ	+357 22554200									
SOCIETE GENERALE S.A.				a	a		a			
, 17 COURS VALMY, CEDEX	+157290504									
SOLIDUS SECURITIES S.A				a			a			a
64, ΛΟΥΙΖΗΣ ΠΙΑΝΚΟΥΡ 64 ΑΘΗΝΑ	2106900600									
ST. EM. LAVRENTAKIS SECURITIES S.A.				a			a			
7-9, ΣΟΦΟΚΛΕΟΥΣ 7-9 ΑΘΗΝΑ	2103213336									
THE CYPRUS INVESTMENT & SECURITIES CORPORATION LTD				a	a					
154, 1 AG. PROKOPIΟΥ & POSIDONOS 1ST FLOOR	0035722121700									
UBS EUROPE SE				a	a					
, OPERNTURM, BOCKENHEIMER LANDSTRASSE 2-4	496921790									
UBS LIMITED					a					
1, FINSBURY AVENUE LONDON	+44 2075687135									

List of Stocks under Market Making operations

Securities	Market Maker	Start Market Making	Stock Category	Suspension Status
MLS MULTIMEDIA SA (CR)				
	PIRAEUS SECURITIES S. A.	01/08/2019		
ALPHA ETF FTSE Athex Large Cap			Exchange Traded Funds (ETFs)	
	ALPHA FINANCE INVESTMENT SERVICES SINGLE MEMBER SA	02/01/1900		
	NATIONAL SECURITIES SINGLE MEMBER SA	02/01/1900		
ADMIE (IPTO) HOLDING S.A. (CR)			Main Market	
	EUROBANK EQUITIES INVESTMENT FIRM SINGLE MEMBER SA	24/05/2021		
	HELLENIC AMERICAN SECURITIES S.A.	09/03/2020		
	PIRAEUS SECURITIES S. A.	29/06/2017		
AEGEAN AIRLINES (CR)			Main Market	
	EUROBANK EQUITIES INVESTMENT FIRM SINGLE MEMBER SA	22/09/2020		
ALPHA SERVICES HOLD (CR)			Main Market	
	ALPHA FINANCE INVESTMENT SERVICES SINGLE MEMBER SA	29/02/2016		
	EUROBANK EQUITIES INVESTMENT FIRM SINGLE MEMBER SA	22/10/2006		
	GREENPOST TRADING EUROPE LTD	12/06/2023		
	HELLENIC AMERICAN SECURITIES S.A.	25/07/2014		
	LEON DEPOLAS SECURITIES S.A.	04/01/2016		
	MERIT SECURITIES S.A	03/09/2012		
	NATIONAL SECURITIES SINGLE MEMBER SA	02/01/1900		
	PIRAEUS SECURITIES S. A.	28/05/2009		
ALPHA TRUST (CR)			Main Market	
	EUROBANK EQUITIES INVESTMENT FIRM SINGLE MEMBER SA	06/02/2023		
	LEON DEPOLAS SECURITIES S.A.	04/01/2021		
ALUMIL (CR)			Main Market	
	PIRAEUS SECURITIES S. A.	31/07/2023		
ANDROMEDA SA (CR)			Main Market	
	BETA SECURITIES S.A.	15/02/2021		
	OPTIMA BANK S.A.	03/04/2023		
ATTICA BANK S.A. (CR)			Main Market	
	EUROXX SECURITIES S.A.	22/01/2016		
	PIRAEUS SECURITIES S. A.	20/09/2017		
AUSTRIACARD (CB)			Main Market	
	BETA SECURITIES S.A.	23/03/2023		
	EUROBANK EQUITIES INVESTMENT FIRM SINGLE MEMBER SA	15/05/2023		
AUTOHELLAS SA (CR)			Main Market	
	ALPHA FINANCE INVESTMENT SERVICES SINGLE MEMBER SA	01/07/2019		
	EUROXX SECURITIES S.A.	02/07/2018		
AVAX S.A. (CR)			Main Market	
	EUROBANK EQUITIES INVESTMENT FIRM SINGLE MEMBER SA	14/12/2015		
	OPTIMA BANK S.A.	04/09/2023		
	PIRAEUS SECURITIES S. A.	01/02/2021		
AVE (CR)			Main Market	
	EUROXX SECURITIES S.A.	05/06/2020		
BRIO PROPERTIES (CR)			Main Market	
	EUROBANK EQUITIES INVESTMENT FIRM SINGLE MEMBER SA	09/09/2019		
	LEON DEPOLAS SECURITIES S.A.	22/02/2021		
CC HBC AG (CR)			Main Market	
	BETA SECURITIES S.A.	08/03/2021		
	NATIONAL SECURITIES SINGLE MEMBER SA	02/01/1900		
	PIRAEUS SECURITIES S. A.	04/05/2015		
CENERGY HOLDINGS (CB)			Main Market	
	ALPHA FINANCE INVESTMENT SERVICES SINGLE MEMBER SA	02/01/2016		
	EUROBANK EQUITIES INVESTMENT FIRM SINGLE MEMBER SA	02/01/2016		
	OPTIMA BANK S.A.	14/03/2022		
	PANTELAKIS SECURITIES S.A.	27/12/2022		
CNL CAPITAL (CR)			Main Market	
	MERIT SECURITIES S.A	01/10/2018		
DIMAND (CR)			Main Market	
	ALPHA FINANCE INVESTMENT SERVICES SINGLE MEMBER SA	08/08/2022		
	EUROBANK EQUITIES INVESTMENT FIRM SINGLE MEMBER SA	08/08/2022		
	PANTELAKIS SECURITIES S.A.	15/05/2023		
EKTER SA (CR)			Main Market	
	BETA SECURITIES S.A.	26/09/2022		
	EUROBANK EQUITIES INVESTMENT FIRM SINGLE MEMBER SA	16/10/2017		
	LEON DEPOLAS SECURITIES S.A.	21/05/2018		
ELASTRON (CR)			Main Market	
	LEON DEPOLAS SECURITIES S.A.	20/02/2017		

List of Stocks under Market Making operations

Securities	Stock Category
Market Maker	Start Market Making
ELLAKTOR (CR)	Main Market
ALPHA FINANCE INVESTMENT SERVICES SINGLE MEMBER SA	18/03/2019
EUROBANK EQUITIES INVESTMENT FIRM SINGLE MEMBER SA	01/06/2012
EUROXX SECURITIES S.A.	24/09/2018
NATIONAL SECURITIES SINGLE MEMBER SA	02/01/1900
PIRAEUS SECURITIES S. A.	22/10/2018
ELTON SA (CR)	Main Market
EUROBANK EQUITIES INVESTMENT FIRM SINGLE MEMBER SA	28/11/2022
OPTIMA BANK S.A.	30/01/2023
ELVALHALCOR (CR)	Main Market
ALPHA FINANCE INVESTMENT SERVICES SINGLE MEMBER SA	07/05/2018
BETA SECURITIES S.A.	09/01/2023
EUROBANK EQUITIES INVESTMENT FIRM SINGLE MEMBER SA	07/05/2018
ENTERSOFT (CR)	Main Market
ALPHA FINANCE INVESTMENT SERVICES SINGLE MEMBER SA	23/03/2023
EUROBANK EQUITIES INVESTMENT FIRM SINGLE MEMBER SA	22/06/2020
EUROBANK HOLDINGS (CR)	Main Market
ALPHA FINANCE INVESTMENT SERVICES SINGLE MEMBER SA	09/01/2006
EUROBANK EQUITIES INVESTMENT FIRM SINGLE MEMBER SA	01/06/2012
GREENPOST TRADING EUROPE LTD	12/06/2023
HELLENIC AMERICAN SECURITIES S.A.	25/07/2014
LEON DEPOLAS SECURITIES S.A.	30/11/2018
MERIT SECURITIES S.A	06/11/2017
NATIONAL SECURITIES SINGLE MEMBER SA	02/01/1900
PIRAEUS SECURITIES S. A.	28/09/2009
EUROCONSULTANTS S.A. (CR)	Main Market
OPTIMA BANK S.A.	01/02/2023
EYDAP S.A. (CR)	Main Market
ALPHA FINANCE INVESTMENT SERVICES SINGLE MEMBER SA	27/01/2020
EUROBANK EQUITIES INVESTMENT FIRM SINGLE MEMBER SA	10/06/2019
FOURLIS (CR)	Main Market
EUROBANK EQUITIES INVESTMENT FIRM SINGLE MEMBER SA	01/12/2016
PIRAEUS SECURITIES S. A.	06/03/2017
GEK TERNA (CR)	Main Market
BETA SECURITIES S.A.	08/03/2021
EUROBANK EQUITIES INVESTMENT FIRM SINGLE MEMBER SA	24/05/2021
PIRAEUS SECURITIES S. A.	29/08/2019
GR. SARANTIS S.A. (CR)	Main Market
BETA SECURITIES S.A.	14/05/2012
EUROBANK EQUITIES INVESTMENT FIRM SINGLE MEMBER SA	24/10/2016
HELLENIC EXCHANGES-A.S.E. (CR)	Main Market
HELLENIC AMERICAN SECURITIES S.A.	01/09/2014
NATIONAL SECURITIES SINGLE MEMBER SA	02/01/1900
PIRAEUS SECURITIES S. A.	04/05/2015
HELLENIQ ENERGY (CR)	Main Market
ALPHA FINANCE INVESTMENT SERVICES SINGLE MEMBER SA	07/11/2023
EUROBANK EQUITIES INVESTMENT FIRM SINGLE MEMBER SA	01/11/2023
HELLENIC AMERICAN SECURITIES S.A.	14/09/2015
PIRAEUS SECURITIES S. A.	20/03/2017
IDEAL HOLDINGS (CR)	Main Market
EUROBANK EQUITIES INVESTMENT FIRM SINGLE MEMBER SA	07/06/2021
PIRAEUS SECURITIES S. A.	07/06/2021
INTERCONTINENTAL (CR)	Main Market
LEON DEPOLAS SECURITIES S.A.	03/06/2019
INTERLIFE G.C.I.(CR)	Main Market
BETA SECURITIES S.A.	24/10/2022
INTERWOOD-XYLEMPORIA (CR)	Main Market
EUROBANK EQUITIES INVESTMENT FIRM SINGLE MEMBER SA	05/07/2021
PANTELAKIS SECURITIES S.A.	01/07/2021
INTRAKAT (CR)	Main Market
BETA SECURITIES S.A.	04/10/2021
PANTELAKIS SECURITIES S.A.	10/10/2022
JUMBO SA (CR)	Main Market
BETA SECURITIES S.A.	01/02/2021
EUROBANK EQUITIES INVESTMENT FIRM SINGLE MEMBER SA	25/05/2020
GREENPOST TRADING EUROPE LTD	12/06/2023
MERIT SECURITIES S.A	06/11/2017
PIRAEUS SECURITIES S. A.	06/03/2017

List of Stocks under Market Making operations

Securities	Stock Category
Market Maker	Start Market Making
KLOUKINAS - LAPPAS SA (CR)	Main Market
OPTIMA BANK S.A.	02/01/2023
KRI-KRI S.A. (CR)	Main Market
EUROBANK EQUITIES INVESTMENT FIRM SINGLE MEMBER SA	07/05/2018
LEON DEPOLAS SECURITIES S.A.	16/01/2017
LAMDA DEVELOPMENT SA (CR)	Main Market
EUROBANK EQUITIES INVESTMENT FIRM SINGLE MEMBER SA	08/12/2014
PANTELAKIS SECURITIES S.A.	06/11/2017
PIRAEUS SECURITIES S. A.	29/06/2017
LAMPSA HOTEL SA (CR)	Main Market
LEON DEPOLAS SECURITIES S.A.	16/01/2017
MIG (CR)	Main Market
PIRAEUS SECURITIES S. A.	02/02/2009
MOTODYNAMICS S.A. (CR)	Main Market
OPTIMA BANK S.A.	25/08/2023
MOTOR OIL (CR)	Main Market
BETA SECURITIES S.A.	08/03/2021
EUROBANK EQUITIES INVESTMENT FIRM SINGLE MEMBER SA	22/10/2006
GREENPOST TRADING EUROPE LTD	12/06/2023
LEON DEPOLAS SECURITIES S.A.	01/04/2019
MERIT SECURITIES S.A	25/02/2019
NATIONAL SECURITIES SINGLE MEMBER SA	02/01/1900
PIRAEUS SECURITIES S. A.	04/05/2015
MPLE KEDROS (CR)	Main Market
OPTIMA BANK S.A.	16/10/2023
OPTIMA BANK S.A.	08/11/2023
MYTILINEOS (CR)	Main Market
ALPHA FINANCE INVESTMENT SERVICES SINGLE MEMBER SA	15/04/2019
BETA SECURITIES S.A.	11/04/2022
EUROBANK EQUITIES INVESTMENT FIRM SINGLE MEMBER SA	20/09/2017
GREENPOST TRADING EUROPE LTD	12/06/2023
MERIT SECURITIES S.A	25/02/2019
NATIONAL SECURITIES SINGLE MEMBER SA	02/01/1900
PIRAEUS SECURITIES S. A.	04/05/2015
NATIONAL BANK (CR)	Main Market
ALPHA FINANCE INVESTMENT SERVICES SINGLE MEMBER SA	09/01/2006
EUROBANK EQUITIES INVESTMENT FIRM SINGLE MEMBER SA	22/10/2006
GREENPOST TRADING EUROPE LTD	12/06/2023
HELLENIC AMERICAN SECURITIES S.A.	25/07/2014
LEON DEPOLAS SECURITIES S.A.	20/05/2015
MERIT SECURITIES S.A	03/09/2012
NATIONAL SECURITIES SINGLE MEMBER SA	02/01/1900
PIRAEUS SECURITIES S. A.	08/09/2008
OPAP (CR)	Main Market
ALPHA FINANCE INVESTMENT SERVICES SINGLE MEMBER SA	09/01/2006
BETA SECURITIES S.A.	11/04/2022
EUROBANK EQUITIES INVESTMENT FIRM SINGLE MEMBER SA	22/10/2006
GREENPOST TRADING EUROPE LTD	12/06/2023
HELLENIC AMERICAN SECURITIES S.A.	25/07/2014
MERIT SECURITIES S.A	20/03/2017
NATIONAL SECURITIES SINGLE MEMBER SA	02/01/1900
PIRAEUS SECURITIES S. A.	04/05/2015
OPTIMA BANK (CR)	Main Market
OPTIMA BANK S.A.	06/11/2023
OTE (CR)	Main Market
ALPHA FINANCE INVESTMENT SERVICES SINGLE MEMBER SA	09/01/2006
BETA SECURITIES S.A.	11/04/2022
EUROBANK EQUITIES INVESTMENT FIRM SINGLE MEMBER SA	22/10/2006
GREENPOST TRADING EUROPE LTD	12/06/2023
HELLENIC AMERICAN SECURITIES S.A.	25/07/2014
LEON DEPOLAS SECURITIES S.A.	20/04/2015
MERIT SECURITIES S.A	20/03/2017
NATIONAL SECURITIES SINGLE MEMBER SA	02/01/1900
PIRAEUS SECURITIES S. A.	08/09/2008
P.P.A. S.A. (CR)	Main Market
EUROBANK EQUITIES INVESTMENT FIRM SINGLE MEMBER SA	06/02/2019
PAPOUTSANIS (CR)	Main Market
ALPHA FINANCE INVESTMENT SERVICES SINGLE MEMBER SA	19/11/2018
BETA SECURITIES S.A.	25/11/2013

List of Stocks under Market Making operations

Securities	Stock Category
Market Maker	Start Market Making
PETROPOULOS PETROS (CR)	Main Market
EUROBANK EQUITIES INVESTMENT FIRM SINGLE MEMBER SA	01/04/2019
PANTELAKIS SECURITIES S.A.	16/03/2020
PIRAEUS FINANCIAL HOLD (CR)	Main Market
ALPHA FINANCE INVESTMENT SERVICES SINGLE MEMBER SA	15/04/2019
EUROBANK EQUITIES INVESTMENT FIRM SINGLE MEMBER SA	22/10/2006
EUROXX SECURITIES S.A.	15/02/2016
GREENPOST TRADING EUROPE LTD	12/06/2023
HELLENIC AMERICAN SECURITIES S.A.	25/07/2014
LEON DEPOLAS SECURITIES S.A.	30/11/2018
MERIT SECURITIES S.A	16/09/2013
NATIONAL SECURITIES SINGLE MEMBER SA	02/01/1900
PIRAEUS SECURITIES S. A.	16/02/2009
PPC (CR)	Main Market
ALPHA FINANCE INVESTMENT SERVICES SINGLE MEMBER SA	09/01/2006
BETA SECURITIES S.A.	01/02/2021
EUROBANK EQUITIES INVESTMENT FIRM SINGLE MEMBER SA	22/10/2006
GREENPOST TRADING EUROPE LTD	12/06/2023
HELLENIC AMERICAN SECURITIES S.A.	01/09/2014
MERIT SECURITIES S.A	06/11/2017
NATIONAL SECURITIES SINGLE MEMBER SA	02/01/1900
PIRAEUS SECURITIES S. A.	28/09/2009
PREMIA (CR)	Main Market
BETA SECURITIES S.A.	01/06/2021
LEON DEPOLAS SECURITIES S.A.	05/12/2022
PANTELAKIS SECURITIES S.A.	23/12/2021
PROFILE SA (CR)	Main Market
OPTIMA BANK S.A.	03/04/2023
PANTELAKIS SECURITIES S.A.	01/07/2019
QUALITY & RELIABILITY SA (CR)	Main Market
OPTIMA BANK S.A.	03/01/2023
QUEST HOLDINGS (CR)	Main Market
BETA SECURITIES S.A.	26/03/2018
EUROBANK EQUITIES INVESTMENT FIRM SINGLE MEMBER SA	28/01/2019
REVOIL (CR)	Main Market
BETA SECURITIES S.A.	26/06/2023
SIDMA STEEL (CR)	Main Market
OPTIMA BANK S.A.	25/05/2023
SPACE HELLAS SA (CR)	Main Market
MERIT SECURITIES S.A	09/12/2022
TECHNICAL OLYMPIC SA (CR)	Main Market
OPTIMA BANK S.A.	05/07/2023
TERNA ENERGY (CR)	Main Market
EUROBANK EQUITIES INVESTMENT FIRM SINGLE MEMBER SA	24/05/2021
PIRAEUS SECURITIES S. A.	09/12/2019
THRACE PLASTICS SA (CR)	Main Market
ALPHA FINANCE INVESTMENT SERVICES SINGLE MEMBER SA	26/03/2018
EUROBANK EQUITIES INVESTMENT FIRM SINGLE MEMBER SA	26/03/2018
TITAN CEMENT (CB)	Main Market
BETA SECURITIES S.A.	01/02/2021
EUROBANK EQUITIES INVESTMENT FIRM SINGLE MEMBER SA	06/11/2019
PIRAEUS SECURITIES S. A.	18/01/2021
TZIRAKIAN PROFIL (CR)	Main Market
LEON DEPOLAS SECURITIES S.A.	19/07/2021
VIOHALCO SA/NV (CB)	Main Market
ALPHA FINANCE INVESTMENT SERVICES SINGLE MEMBER SA	11/03/2008
EUROBANK EQUITIES INVESTMENT FIRM SINGLE MEMBER SA	04/03/2014
MERIT SECURITIES S.A	17/03/2014

Underlying Asset				Derivatives Market													
Price max	Price min	Closing price	change	Delivery Month	Open price	Price max	Price min	Last price	Closing price	Last Bid	Last Ask	Fixing price*	Life high	Life low	Trades	Volume	Open Interest
FTSE/Athex Large Cap				(Trade Unit: 1 Index Point x 2E, Cash Settlement)													
3,010.48	2,979.17	2,993.33	-0.12%	November 2023	2,997.00	3,010.00	2,980.00	3,000.75	3,000.75	---	---	---	3,094.00	---	114	300	2,994
				December 2023	3,000.25	3,007.00	2,980.00	2,994.75	2,994.75	---	---	---	3,027.00	---	17	144	332
				January 2024	---	---	---	---	3,000.00	---	---	---	2,923.00	---	---	---	40
				March 2024	---	---	---	---	3,018.25	---	---	---	---	---	---	---	---
				June 2024	---	---	---	---	3,034.75	---	---	---	---	---	---	---	---
				September 2024	---	---	---	---	3,049.75	---	---	---	---	---	---	---	---
FTSE/Athex Banks				(Trade Unit: 1 Index Point x 15E, Cash Settlement)													
992.74	976.88	983.43	-0.22%	December 2023	990.00	991.00	986.00	991.00	991.00	---	---	---	1,024.75	---	5	17	1,827
				March 2024	---	---	---	---	992.75	---	---	---	---	---	---	---	---
				June 2024	---	---	---	---	998.00	---	---	---	---	---	---	---	---
				September 2024	---	---	---	---	1,003.00	---	---	---	---	---	---	---	---
MSCI GREECE REBASED				(Trade Unit: 1 Index Point x 2E, Cash Settlement)													
4,839.43	4,779.60	4,803.60	-0.15%	November 2023	---	---	---	---	4,806.75	---	---	---	4,708.25	---	---	---	83
				December 2023	---	---	---	---	4,985.50	---	---	---	5,012.25	---	---	---	20
				January 2024	---	---	---	---	4,781.25	---	---	---	4,683.25	---	---	---	---
				February 2024	---	---	---	---	4,837.75	---	---	---	---	---	---	---	---
				March 2024	---	---	---	---	4,845.25	---	---	---	---	---	---	---	---
				April 2024	---	---	---	---	4,854.75	---	---	---	---	---	---	---	---
				June 2024	---	---	---	---	4,871.50	---	---	---	---	---	---	---	---
				September 2024	---	---	---	---	4,895.75	---	---	---	---	---	---	---	---

Derivatives notes

Fixing prices and final open positions can be retrieved from the following path <http://www.helex.gr/el/web/guest/statistics-end-of-day-derivatives>

Underlying Asset					Derivatives Market												
Price max	Price min	Closing price	change	Delivery Month	Open price	Price max	Price min	Last price	Closing price	Last Bid	Last Ask	Fixing price*	Life high	Life low	Trades	Volume	Open Interest
ADMIE (IPTO) HOLDING S.A. (CR)					(Contract Size: 100 Securities, Physical Delivery)												
2.055	2.02	2.02	-1.70%	December 2023	2.07	2.07	2.04	2.04	2.04	---	---	---	2.42	---	22	275	24,138
				March 2024	---	---	---	---	2.07	---	---	---	---	---	---	---	---
				June 2024	---	---	---	---	2.08	---	---	---	---	---	---	---	---
				September 2024	---	---	---	---	2.09	---	---	---	---	---	---	---	---
AEGEAN AIRLINES (CR)					(Contract Size: 100 Securities, Physical Delivery)												
11.66	11.32	11.5	-1.03%	December 2023	11.70	11.70	11.44	11.59	11.59	---	---	---	13.64	---	26	51	4,653
				March 2024	---	---	---	---	11.70	---	---	---	---	---	---	---	---
				June 2024	---	---	---	---	11.77	---	---	---	---	---	---	---	---
				September 2024	---	---	---	---	11.83	---	---	---	---	---	---	---	---
ALPHA SERVICES HOLD (CR)					(Contract Size: 100 Securities, Physical Delivery)												
1.4735	1.446	1.46	0.03%	December 2023	1.47	1.48	1.45	1.47	1.47	---	---	---	1.65	---	143	5,742	204,340
				March 2024	---	---	---	---	1.47	---	---	---	---	---	---	---	---
				June 2024	---	---	---	---	1.46	---	---	---	1.47	---	---	---	---
				September 2024	---	---	---	---	1.49	---	---	---	---	---	---	---	---
AUTOHELLAS SA (CR)					(Contract Size: 100 Securities, Physical Delivery)												
12.98	12.58	12.58	-0.94%	December 2023	12.91	12.93	12.76	12.76	12.76	---	---	---	14.22	---	13	36	80
				March 2024	---	---	---	---	12.79	---	---	---	---	---	---	---	---
				June 2024	---	---	---	---	12.86	---	---	---	---	---	---	---	---
				September 2024	---	---	---	---	12.92	---	---	---	---	---	---	---	---
AVAX S.A. (CR)					(Contract Size: 100 Securities, Physical Delivery)												
1.374	1.346	1.36	0.00%	December 2023	1.36	1.36	1.36	1.36	1.36	---	---	---	1.49	---	10	10	1,447
				March 2024	---	---	---	---	1.37	---	---	---	---	---	---	---	---
				June 2024	---	---	---	---	1.38	---	---	---	---	---	---	---	---
				September 2024	---	---	---	---	1.38	---	---	---	---	---	---	---	---
CC HBC AG (CR)					(Contract Size: 100 Securities, Physical Delivery)												
24.61	24.27	24.36	-0.49%	December 2023	24.45	24.45	24.31	24.31	24.31	---	---	---	27.19	---	3	12	521
				March 2024	---	---	---	---	24.66	---	---	---	---	---	---	---	---
				June 2024	---	---	---	---	24.79	---	---	---	---	---	---	---	---
				September 2024	---	---	---	---	24.91	---	---	---	---	---	---	---	---
CENERGY HOLDINGS (CB)					(Contract Size: 100 Securities, Physical Delivery)												
6.65	6.58	6.63	0.46%	December 2023	6.70	6.70	6.57	6.62	6.62	---	---	---	7.22	---	7	27	4,677
				March 2024	---	---	---	---	6.65	---	---	---	---	---	---	---	---
				June 2024	---	---	---	---	6.68	---	---	---	---	---	---	---	---
				September 2024	---	---	---	---	6.72	---	---	---	---	---	---	---	---

Derivatives notes

Fixing prices and final open positions can be retrieved from the following path <http://www.helex.gr/el/web/guest/statistics-end-of-day-derivatives>

Underlying Asset				Derivatives Market													
Price max	Price min	Closing price	change	Delivery Month	Open price	Price max	Price min	Last price	Closing price	Last Bid	Last Ask	Fixing price*	Life high	Life low	Trades	Volume	Open Interest
ELLAKTOR (CR)				(Contract Size: 100 Securities, Physical Delivery)													
2.105	2.02	2.085	2.71%	December 2023	2.04	2.10	2.03	2.10	2.10	---	---	---	2.31	---	34	142	955
				March 2024	---	---	---	---	2.04	---	---	---	---	---	---	---	---
				June 2024	---	---	---	---	2.06	---	---	---	---	---	---	---	---
				September 2024	---	---	---	---	2.07	---	---	---	---	---	---	---	---
ELVALHALCOR (CR)				(Contract Size: 100 Securities, Physical Delivery)													
1.716	1.678	1.692	-0.12%	December 2023	1.70	1.70	1.68	1.69	1.69	---	---	---	2.09	---	6	11	1,232
				March 2024	---	---	---	---	1.71	---	---	---	---	---	---	---	---
				June 2024	---	---	---	---	1.72	---	---	---	---	---	---	---	---
				September 2024	---	---	---	---	1.72	---	---	---	---	---	---	---	---
EUROBANK HOLDINGS (CR)				(Contract Size: 100 Securities, Physical Delivery)													
1.5595	1.541	1.558	0.52%	December 2023	1.56	1.56	1.54	1.56	1.56	---	---	---	1.60	---	56	1,593	35,228
				March 2024	---	---	---	---	1.56	---	---	---	---	---	---	---	---
				June 2024	---	---	---	---	1.57	---	---	---	---	---	---	---	---
				September 2024	---	---	---	---	1.58	---	---	---	---	---	---	---	---
EYDAP S.A. (CR)				(Contract Size: 100 Securities, Physical Delivery)													
5.77	5.69	5.77	0.00%	December 2023	5.73	5.76	5.73	5.76	5.76	---	---	---	6.52	---	3	4	2,398
				March 2024	---	---	---	---	5.81	---	---	---	---	---	---	---	---
				June 2024	---	---	---	---	5.84	---	---	---	---	---	---	---	---
				September 2024	---	---	---	---	5.87	---	---	---	---	---	---	---	---
FOURLIS (CR)				(Contract Size: 100 Securities, Physical Delivery)													
4.215	4.12	4.12	-1.91%	December 2023	4.17	4.17	4.09	4.09	4.09	---	---	---	4.65	---	11	16	830
				March 2024	---	---	---	---	4.23	---	---	---	---	---	---	---	---
				June 2024	---	---	---	---	4.25	---	---	---	---	---	---	---	---
				September 2024	---	---	---	---	4.27	---	---	---	---	---	---	---	---
GEK TERNA (CR)				(Contract Size: 100 Securities, Physical Delivery)													
13.72	13.44	13.6	0.00%	December 2023	13.69	13.69	13.69	13.69	13.69	---	---	---	13.79	---	1	4	6,053
				March 2024	---	---	---	---	13.70	---	---	---	---	---	---	---	---
				June 2024	---	---	---	---	13.77	---	---	---	---	---	---	---	---
				September 2024	---	---	---	---	13.84	---	---	---	---	---	---	---	---
HELLENIC EXCHANGES-A.S.E. (CR)				(Contract Size: 100 Securities, Physical Delivery)													
4.9	4.785	4.895	0.93%	December 2023	4.88	4.91	4.84	4.91	4.91	---	---	---	5.13	---	5	19	8,395
				March 2024	---	---	---	---	4.88	---	---	---	---	---	---	---	---
				June 2024	---	---	---	---	4.91	---	---	---	---	---	---	---	---
				September 2024	---	---	---	---	4.94	---	---	---	---	---	---	---	---

Derivatives notes

Fixing prices and final open positions can be retrieved from the following path <http://www.helex.gr/el/web/guest/statistics-end-of-day-derivatives>

Underlying Asset				Derivatives Market													
Price max	Price min	Closing price	change	Delivery Month	Open price	Price max	Price min	Last price	Closing price	Last Bid	Last Ask	Fixing price*	Life high	Life low	Trades	Volume	Open Interest
HELLENIQ ENERGY (CR)				(Contract Size: 100 Securities, Physical Delivery)													
7.61	7.35	7.54	0.80%	December 2023	7.48	7.59	7.46	7.59	7.59	---	---	---	7.93	---	15	56	1,358
				March 2024	---	---	---	---	7.53	---	---	---	---	---	---	---	---
				June 2024	---	---	---	---	7.57	---	---	---	---	---	---	---	---
				September 2024	---	---	---	---	7.61	---	---	---	---	---	---	---	---
INTRACOM HOLDINGS (CR)				(Contract Size: 100 Securities, Physical Delivery)													
2.26	2.155	2.23	3.96%	December 2023	2.22	2.25	2.21	2.25	2.25	---	---	---	2.34	---	37	253	4,508
				March 2024	---	---	---	---	2.16	---	---	---	---	---	---	---	---
				June 2024	---	---	---	---	2.17	---	---	---	---	---	---	---	---
				September 2024	---	---	---	---	2.18	---	---	---	---	---	---	---	---
INTRAKAT (CR)				(Contract Size: 100 Securities, Physical Delivery)													
3.495	3.425	3.48	0.43%	December 2023	3.48	3.49	3.42	3.49	3.49	---	---	---	3.52	---	30	206	6,756
				March 2024	3.54	3.55	3.54	3.54	3.54	---	---	---	3.58	---	12	237	1,270
				June 2024	---	---	---	---	3.51	---	---	---	---	---	---	---	---
				September 2024	---	---	---	---	3.53	---	---	---	---	---	---	---	---
JUMBO SA (CR)				(Contract Size: 100 Securities, Physical Delivery)													
27.2	26.5	26.5	-2.21%	December 2023	25.80	25.80	25.20	25.36	25.36	---	---	---	28.13	---	12	28	663
				March 2024	---	---	---	---	27.29	---	---	---	---	---	---	---	---
				June 2024	---	---	---	---	27.44	---	---	---	---	---	---	---	---
				September 2024	---	---	---	---	27.58	---	---	---	---	---	---	---	---
LAMDA DEVELOPMENT SA (CR)				(Contract Size: 100 Securities, Physical Delivery)													
6.5	6.32	6.37	-2.00%	December 2023	6.50	6.53	6.39	6.39	6.39	---	---	---	6.77	---	7	19	5,823
				March 2024	---	---	---	---	6.55	---	---	---	---	---	---	---	---
				June 2024	---	---	---	---	6.58	---	---	---	---	---	---	---	---
				September 2024	---	---	---	---	6.61	---	---	---	---	---	---	---	---
MIG (CR)				(Contract Size: 100 Securities, Physical Delivery)													
3.99	3.84	3.875	-1.77%	December 2023	3.80	3.85	3.72	3.85	3.85	---	---	---	4.70	---	4	16	55
				March 2024	---	---	---	---	3.97	---	---	---	---	---	---	---	---
				June 2024	---	---	---	---	3.99	---	---	---	---	---	---	---	---
				September 2024	---	---	---	---	4.01	---	---	---	---	---	---	---	---
MOTOR OIL (CR)				(Contract Size: 100 Securities, Physical Delivery)													
23.62	22.8	23.2	-1.19%	December 2023	23.54	23.54	22.95	22.95	22.95	---	---	---	24.10	---	22	40	1,067
				March 2024	---	---	---	---	23.65	---	---	---	---	---	---	---	---
				June 2024	---	---	---	---	23.78	---	---	---	---	---	---	---	---
				September 2024	---	---	---	---	23.89	---	---	---	---	---	---	---	---

Derivatives notes

Fixing prices and final open positions can be retrieved from the following path <http://www.helex.gr/el/web/guest/statistics-end-of-day-derivatives>

Underlying Asset				Derivatives Market													
Price max	Price min	Closing price	change	Delivery Month	Open price	Price max	Price min	Last price	Closing price	Last Bid	Last Ask	Fixing price*	Life high	Life low	Trades	Volume	Open Interest
MYTILINEOS (CR)				(Contract Size: 100 Securities, Physical Delivery)													
35.5	34.5	35.36	1.49%	December 2023	35.00	35.60	34.69	35.50	35.50	---	---	---	38.12	---	67	158	3,294
				March 2024	---	---	---	---	35.09	---	---	---	---	---	---	---	---
				June 2024	---	---	---	---	35.28	---	---	---	---	---	---	---	---
				September 2024	---	---	---	---	35.46	---	---	---	---	---	---	---	---
NATIONAL BANK (CR)				(Contract Size: 100 Securities, Physical Delivery)													
5.566	5.412	5.504	0.07%	December 2023	5.56	5.60	5.45	5.55	5.55	---	---	---	6.43	---	187	1,544	25,213
				March 2024	5.60	5.60	5.60	5.60	5.60	---	---	---	5.70	---	2	15	20
				June 2024	---	---	---	---	5.57	---	---	---	---	---	---	---	---
				September 2024	---	---	---	---	5.60	---	---	---	---	---	---	---	---
OPAP (CR)				(Contract Size: 100 Securities, Physical Delivery)													
15.58	15.24	15.45	0.98%	December 2023	15.35	15.67	15.35	15.60	15.60	---	---	---	16.20	---	52	363	1,551
				March 2024	---	---	---	---	15.41	---	---	---	---	---	---	---	---
				June 2024	---	---	---	---	15.49	---	---	---	---	---	---	---	---
				September 2024	---	---	---	---	15.57	---	---	---	---	---	---	---	---
OPTIMA BANK (CR)				(Contract Size: 100 Securities, Physical Delivery)													
7.099	7	7.03	-0.90%	December 2023	7.03	7.03	7.03	7.03	7.03	---	---	---	7.05	---	1	7	10
				March 2024	---	---	---	---	7.14	---	---	---	---	---	---	---	---
				June 2024	---	---	---	---	7.18	---	---	---	---	---	---	---	---
				September 2024	---	---	---	---	7.22	---	---	---	---	---	---	---	---
OTE (CR)				(Contract Size: 100 Securities, Physical Delivery)													
13.82	13.6	13.61	0.37%	December 2023	13.81	13.88	13.67	13.67	13.67	---	---	---	14.17	---	18	58	6,939
				March 2024	---	---	---	---	13.66	---	---	---	---	---	---	---	---
				June 2024	---	---	---	---	13.73	---	---	---	---	---	---	---	---
				September 2024	---	---	---	---	13.80	---	---	---	---	---	---	---	---
P.P.A. S.A. (CR)				(Contract Size: 100 Securities, Physical Delivery)													
21.75	21.5	21.7	0.46%	December 2023	21.66	21.66	21.66	21.66	21.66	---	---	---	22.35	---	1	3	207
				March 2024	---	---	---	---	21.75	---	---	---	---	---	---	---	---
				June 2024	---	---	---	---	21.87	---	---	---	---	---	---	---	---
				September 2024	---	---	---	---	21.98	---	---	---	---	---	---	---	---
PIRAEUS FINANCIAL HOLD (CR)				(Contract Size: 100 Securities, Physical Delivery)													
2.972	2.858	2.858	-2.46%	December 2023	2.96	2.96	2.87	2.87	2.87	---	---	---	3.36	---	203	3,665	83,719
				March 2024	---	---	---	---	2.95	---	---	---	---	---	---	---	---
				June 2024	---	---	---	---	2.97	---	---	---	---	---	---	---	---
				September 2024	---	---	---	---	2.98	---	---	---	---	---	---	---	---

Derivatives notes

Fixing prices and final open positions can be retrieved from the following path <http://www.helex.gr/el/web/guest/statistics-end-of-day-derivatives>

Underlying Asset				Derivatives Market													
Price max	Price min	Closing price	change	Delivery Month	Open price	Price max	Price min	Last price	Closing price	Last Bid	Last Ask	Fixing price*	Life high	Life low	Trades	Volume	Open Interest
PPC (CR)				(Contract Size: 100 Securities, Physical Delivery)													
10.07	9.91	9.965	-1.04%	December 2023	10.15	10.16	9.97	10.03	10.03	---	---	---	10.69	---	94	609	21,813
				March 2024	---	---	---	---	10.24	---	---	---	10.36	---	---	---	461
				June 2024	---	---	---	---	10.20	---	---	---	---	---	---	---	---
				September 2024	---	---	---	---	10.25	---	---	---	---	---	---	---	---
QUEST HOLDINGS (CR)				(Contract Size: 100 Securities, Physical Delivery)													
5.48	5.35	5.4	-0.92%	December 2023	---	---	---	---	5.31	---	---	---	6.25	---	---	---	110
				March 2024	---	---	---	---	5.49	---	---	---	---	---	---	---	---
				June 2024	---	---	---	---	5.52	---	---	---	---	---	---	---	---
				September 2024	---	---	---	---	5.55	---	---	---	---	---	---	---	---
TERNA ENERGY (CR)				(Contract Size: 100 Securities, Physical Delivery)													
15.2	14.56	14.9	2.05%	December 2023	14.62	15.00	14.60	14.93	14.93	---	---	---	17.23	---	36	79	15,129
				March 2024	---	---	---	---	14.70	---	---	---	---	---	---	---	---
				June 2024	---	---	---	---	14.78	---	---	---	---	---	---	---	---
				September 2024	---	---	---	---	14.86	---	---	---	---	---	---	---	---
TITAN CEMENT (CB)				(Contract Size: 100 Securities, Physical Delivery)													
18.84	18.58	18.8	0.75%	December 2023	18.78	18.80	18.74	18.74	18.74	---	---	---	18.80	---	10	95	1,026
				March 2024	---	---	---	---	18.79	---	---	---	---	---	---	---	---
				June 2024	---	---	---	---	18.90	---	---	---	---	---	---	---	---
				September 2024	---	---	---	---	18.99	---	---	---	---	---	---	---	---
VIOHALCO SA/NV (CB)				(Contract Size: 100 Securities, Physical Delivery)													
5.08	5.02	5.04	-0.59%	December 2023	5.09	5.09	5.07	5.07	5.07	---	---	---	6.66	---	5	19	5,230
				March 2024	---	---	---	---	5.11	---	---	---	---	---	---	---	---
				June 2024	---	---	---	---	5.13	---	---	---	---	---	---	---	---
				September 2024	---	---	---	---	5.16	---	---	---	---	---	---	---	---

Derivatives notes

Fixing prices and final open positions can be retrieved from the following path <http://www.helex.gr/el/web/guest/statistics-end-of-day-derivatives>

FTSE/Athex Large Cap

(Trade Unit: 1 Index Point x 2€ - Exercise Style: European, Cash Settlement)

Call Options														Put Options																											
November 2023							December 2023							Other Months		November 2023							December 2023							Other Months		Exercise Price									
Open price	Price max	Price min	Last price	Closing price	Volume	Open Interest	Open price	Price max	Price min	Last price	Closing price	Volume	Open Interest	Volume	Open Interest	Open price	Price max	Price min	Last price	Closing price	Volume	Open Interest	Open price	Price max	Price min	Last price	Closing price	Volume	Open Interest	Volume	Open Interest										
1,975	-	-	-	-	-	-	0.00	0.00	0.00	-	1,018.00	-	-	-	-	-	-	-	-	-	-	-	0.00	0.00	0.00	-	0.01	-	-	-	-	1,975									
2,000	-	-	-	-	-	-	0.00	0.00	0.00	-	993.00	-	-	-	-	-	-	-	-	-	-	-	0.00	0.00	0.00	-	0.01	-	-	-	-	2,000									
2,050	-	-	-	-	-	-	0.00	0.00	0.00	-	943.00	-	-	-	-	-	-	-	-	-	-	-	0.00	0.00	0.00	-	0.01	-	-	-	-	2,050									
2,100	-	-	-	-	-	-	0.00	0.00	0.00	-	893.00	-	-	-	-	-	-	-	-	-	-	-	0.00	0.00	0.00	-	0.01	-	-	-	-	2,100									
2,150	-	-	-	-	-	-	0.00	0.00	0.00	-	843.00	-	-	-	-	-	-	-	-	-	-	-	0.00	0.00	0.00	-	0.01	-	-	-	-	2,150									
2,200	-	-	-	-	-	-	0.00	0.00	0.00	-	793.00	-	-	-	-	-	-	-	-	-	-	-	0.00	0.00	0.00	-	0.02	-	-	-	-	2,200									
2,250	-	-	-	-	-	-	0.00	0.00	0.00	-	743.00	-	-	-	-	-	-	-	-	-	-	-	0.00	0.00	0.00	-	0.01	-	-	-	-	2,250									
2,300	-	-	-	-	-	-	0.00	0.00	0.00	-	693.00	-	-	-	-	-	-	-	-	-	-	-	0.00	0.00	0.00	-	0.04	-	-	-	-	2,300									
2,350	-	-	-	-	-	-	0.00	0.00	0.00	-	643.00	-	-	-	-	-	-	-	-	-	-	-	0.00	0.00	0.00	-	0.10	-	-	-	-	2,350									
2,400	-	-	-	-	-	-	0.00	0.00	0.00	-	594.00	-	-	-	-	-	-	-	-	-	-	-	0.00	0.00	0.00	-	0.24	-	-	-	-	2,400									
2,450	0.00	0.00	0.00	-	552.00	-	-	0.00	0.00	0.00	-	544.00	-	-	-	-	-	-	-	-	-	-	0.00	0.00	0.00	-	0.53	-	-	-	-	2,450									
2,500	0.00	0.00	0.00	-	502.00	-	-	0.00	0.00	0.00	-	495.00	-	-	-	-	-	-	-	-	-	-	0.00	0.00	0.00	-	1.10	-	-	-	-	2,500									
2,550	0.00	0.00	0.00	-	452.00	-	-	0.00	0.00	0.00	-	446.00	-	-	-	-	-	-	-	-	-	-	0.00	0.00	0.00	-	2.20	-	-	-	-	2,550									
2,600	0.00	0.00	0.00	-	402.00	-	-	0.00	0.00	0.00	-	398.00	-	-	-	-	-	-	-	-	-	-	0.00	0.00	0.00	-	4.00	-	-	-	-	2,600									
2,650	0.00	0.00	0.00	-	352.00	-	-	0.00	0.00	0.00	-	351.00	-	-	-	-	-	-	-	-	-	-	0.00	0.00	0.00	-	7.00	-	-	-	-	2,650									
2,700	0.00	0.00	0.00	-	302.00	-	-	0.00	0.00	0.00	-	306.00	-	-	-	-	-	-	-	-	-	-	0.00	0.00	0.00	-	11.50	-	-	-	-	2,700									
2,750	0.00	0.00	0.00	-	253.00	-	20	0.00	0.00	0.00	-	263.00	-	-	-	-	-	-	-	-	-	-	0.00	0.00	0.00	-	18.25	-	-	-	-	2,750									
2,800	0.00	0.00	0.00	-	204.00	-	20	0.00	0.00	0.00	-	222.00	-	20	-	-	-	-	-	-	-	-	0.00	0.00	0.00	-	27.75	-	-	-	-	2,800									
2,850	0.00	0.00	0.00	-	158.00	-	22	0.00	0.00	0.00	-	185.00	-	60	-	-	-	-	-	-	-	-	0.00	0.00	0.00	-	40.25	-	43	-	-	2,850									
2,900	0.00	0.00	0.00	-	116.00	-	27	0.00	0.00	0.00	-	151.00	-	40	-	-	-	-	-	-	-	-	0.00	0.00	0.00	-	56.50	-	40	-	-	2,900									
2,950	0.00	0.00	0.00	-	80.00	-	61	0.00	0.00	0.00	-	121.00	-	121	-	-	-	-	-	-	-	-	25.00	0.00	25.00	25.00	25.00	20	55	-	76.50	-	82	2,950							
3,000	0.00	0.00	0.00	-	51.00	-	33	85.00	85.00	84.00	84.00	84.00	20	136	-	-	-	-	-	-	-	-	0.00	0.00	0.00	-	49.00	-	61	-	101.00	-	56	3,000							
3,050	22.00	29.00	22.00	28.50	28.50	22	43	0.00	0.00	0.00	-	74.00	-	21	-	-	-	-	-	-	-	-	66.00	29.00	66.00	66.00	66.00	1	21	-	129.00	-	20	3,050							
3,100	12.75	12.75	12.75	12.75	12.75	20	53	39.00	39.00	39.00	39.00	39.00	1	41	-	-	-	-	-	-	-	-	0.00	12.75	0.00	-	114.00	-	21	-	161.00	-	-	3,100							
3,150	0.00	0.00	0.00	-	8.00	-	28	0.00	0.00	0.00	-	41.50	-	-	-	-	-	-	-	-	-	-	0.00	0.00	0.00	-	156.00	-	40	-	196.00	-	-	3,150							
3,200	0.00	0.00	0.00	-	3.60	-	-	0.00	0.00	0.00	-	30.25	-	-	-	-	-	-	-	-	-	-	0.00	0.00	0.00	-	201.00	-	-	-	235.00	-	-	3,200							
3,250	0.00	0.00	0.00	-	1.50	-	-	0.00	0.00	0.00	-	21.50	-	-	-	-	-	-	-	-	-	-	0.00	0.00	0.00	-	249.00	-	-	-	276.00	-	-	3,250							
3,300	0.00	0.00	0.00	-	0.54	-	-	0.00	0.00	0.00	-	15.00	-	-	-	-	-	-	-	-	-	-	0.00	0.00	0.00	-	298.00	-	-	-	320.00	-	-	3,300							
3,350	0.00	0.00	0.00	-	0.18	-	-	0.00	0.00	0.00	-	10.25	-	-	-	-	-	-	-	-	-	-	0.00	0.00	0.00	-	348.00	-	-	-	365.00	-	-	3,350							
3,400	0.00	0.00	0.00	-	0.06	-	-	0.00	0.00	0.00	-	6.90	-	-	-	-	-	-	-	-	-	-	0.00	0.00	0.00	-	398.00	-	-	-	411.00	-	-	3,400							
3,450	0.00	0.00	0.00	-	0.02	-	-	0.00	0.00	0.00	-	4.60	-	-	-	-	-	-	-	-	-	-	0.00	0.00	0.00	-	448.00	-	-	-	459.00	-	-	3,450							
3,500	-	-	-	-	-	-	-	0.00	0.00	0.00	-	3.00	-	-	-	-	-	-	-	-	-	-	0.00	0.00	0.00	-	507.00	-	-	-	-	-	3,500								
Totals:						42	307							21	439	0	0							21	518							0	241	0	0						
Number of Trades:						4							3							0							2							0							0

ALPHA SERVICES HOLD (CR)

(Contract Size: 100 Securities, Exercise Style: American, Physical Delivery)

Call Options														Put Options																			
November 2023							December 2023							Other Months		November 2023							December 2023							Other Months			
Exercise Price	Open price	Price max	Price min	Last price	Closing price	Volume	Open Interest	Open price	Price max	Price min	Last price	Closing price	Volume	Open Interest	Volume	Open Interest	Open price	Price max	Price min	Last price	Closing price	Volume	Open Interest	Open price	Price max	Price min	Last price	Closing price	Volume	Open Interest	Volume	Open Interest	Exercise Price
0.750						-	-	0.000	0.000	0.000	0.712	-	-				-	-	0.000	0.000	0.000	0.002	-	-	0.000	0.000	0.000	0.002	-	-			0.008
0.800						-	-	0.000	0.000	0.000	0.662	-	-				-	-	0.000	0.000	0.000	0.001	-	-	0.000	0.000	0.000	0.001	-	-			0.008
0.850	0.000	0.000	0.000	0.610	-	-	-	0.000	0.000	0.000	0.612	-	-				0.000	0.000	0.000	0.001	-	-	0.000	0.000	0.000	0.001	-	-			0.009		
0.900	0.000	0.000	0.000	0.560	-	-	-	0.000	0.000	0.000	0.562	-	-				0.000	0.000	0.000	0.002	-	-	0.000	0.000	0.000	0.001	-	-			0.009		
0.950	0.000	0.000	0.000	0.511	-	-	-	0.000	0.000	0.000	0.512	-	-				0.000	0.000	0.000	0.001	-	-	0.000	0.000	0.000	0.001	-	-			0.010		
1.000	0.000	0.000	0.000	0.461	-	-	-	0.000	0.000	0.000	0.462	-	-				0.000	0.000	0.000	0.001	-	-	0.000	0.000	0.000	0.001	-	-			0.010		
1.100	0.000	0.000	0.000	0.361	-	-	-	0.000	0.000	0.000	0.363	-	-				0.000	0.000	0.000	0.001	-	-	0.000	0.000	0.000	0.001	-	-			0.011		
1.200	0.000	0.000	0.000	0.262	-	-	-	0.000	0.000	0.000	0.266	-	-				0.000	0.000	0.000	0.001	-	-	0.000	0.000	0.000	0.004	-	-			0.012		
1.300	0.000	0.000	0.000	0.168	-	-	-	0.000	0.000	0.000	0.178	-	-				0.000	0.000	0.000	0.008	-	-	0.000	0.000	0.000	0.016	-	-			0.013		
1.400	0.000	0.000	0.000	0.092	-	-	-	0.000	0.000	0.000	0.107	-	-				0.000	0.000	0.000	0.031	-	-	0.000	0.000	0.000	0.044	-	-			0.014		
1.500	0.000	0.000	0.000	0.040	-	-	-	0.000	0.000	0.000	0.056	-	-				0.000	0.000	0.000	0.079	-	-	0.000	0.000	0.000	0.094	-	-			0.015		
1.600	0.000	0.000	0.000	0.014	-	-	-	0.000	0.000	0.000	0.026	-	-				0.000	0.000	0.000	0.154	-	-	0.000	0.000	0.000	0.164	-	-			0.016		
1.700	0.000	0.000	0.000	0.004	-	-	-	0.000	0.000	0.000	0.011	-	-				0.000	0.000	0.000	0.243	-	-	0.000	0.000	0.000	0.248	-	-			0.017		
1.800	0.000	0.000	0.000	0.001	-	-	-	0.000	0.000	0.000	0.004	-	-				0.000	0.000	0.000	0.340	-	-	0.000	0.000	0.000	0.342	-	-			0.018		
1.900	0.000	0.000	0.000	0.001	-	-	-	0.000	0.000	0.000	0.001	-	-				0.000	0.000	0.000	0.440	-	-	0.000	0.000	0.000	0.440	-	-			0.019		
2.000	0.000	0.000	0.000	0.002	-	-	-	0.000	0.000	0.000	0.001	-	-				0.000	0.000	0.000	0.540	-	-	0.000	0.000	0.000	0.540	-	-			0.020		
2.200	0.000	0.000	0.000	0.001	-	-	-	0.000	0.000	0.000	0.001	-	-				0.000	0.000	0.000	0.740	-	-	0.000	0.000	0.000	0.740	-	-			0.022		
2.400						-	-	0.000	0.000	0.000	0.001	-	-				-	-	0.000	0.000	0.000	0.940	-	-	0.000	0.000	0.000	0.940	-	-			0.024
Totals:						0	0						0	0	0							0	0						0	0			
Number of Trades:						0							0										0.00							0			

NATIONAL BANK (CR)

(Contract Size: 100 Securities, Exercise Style: American, Physical Delivery)

Call Options																Put Options																
November 2023								December 2023								Other Months		November 2023						December 2023					Other Months		Exercise Price	
Exercise Price	Open price	Price max	Price min	Last price	Closing price	Volume	Open Interest	Open price	Price max	Price min	Last price	Closing price	Volume	Open Interest	Volume	Open Interest	Open price	Price max	Price min	Last price	Closing price	Volume	Open Interest	Open price	Price max	Price min	Last price	Closing price	Volume	Open Interest		Volume
2.600						-	-	0.000	0.000	0.000	2.91	-	-				-	-	0.000	0.000	0.000	0.001	-	-								0.026
2.800						-	-	0.000	0.000	0.000	2.71	-	-				-	-	0.000	0.000	0.000	0.001	-	-								0.028
3.000						-	-	0.000	0.000	0.000	2.51	-	-				-	-	0.000	0.000	0.000	0.001	-	-								0.030
3.200						-	-	0.000	0.000	0.000	2.31	-	-				-	-	0.000	0.000	0.000	0.001	-	-								0.032
3.400	0.000	0.000	0.000		2.10	-	-	0.000	0.000	0.000	2.11	-	-				0.000	0.000	0.000	0.001	-	-	0.000	0.000	0.000	0.001	-	-				0.034
3.600	0.000	0.000	0.000		1.90	-	-	0.000	0.000	0.000	1.91	-	-				0.000	0.000	0.000	0.001	-	-	0.000	0.000	0.000	0.001	-	-				0.036
3.800	0.000	0.000	0.000		1.70	-	-	0.000	0.000	0.000	1.71	-	-				0.000	0.000	0.000	0.001	-	-	0.000	0.000	0.000	0.001	-	-				0.038
4.000	0.000	0.000	0.000		1.50	-	-	0.000	0.000	0.000	1.51	-	-				0.000	0.000	0.000	0.001	-	-	0.000	0.000	0.000	0.001	-	-				0.040
4.400	0.000	0.000	0.000		1.10	-	-	0.000	0.000	0.000	1.12	-	-				0.000	0.000	0.000	0.001	-	-	0.000	0.000	0.000	0.010	-	-				0.044
4.800	0.000	0.000	0.000		0.705	-	-	0.000	0.000	0.000	0.760	-	-				0.000	0.000	0.000	0.002	-	-	0.000	0.000	0.000	0.050	-	-				0.048
5.200	0.000	0.000	0.000		0.339	-	4	0.000	0.000	0.000	0.461	-	-				0.000	0.000	0.000	0.036	-	-	0.000	0.000	0.000	0.150	-	-				0.052
5.600	0.000	0.000	0.000		0.100	-	-	0.000	0.000	0.000	0.247	-	10				0.000	0.000	0.000	0.197	-	-	0.000	0.000	0.000	0.336	-	-				0.056
6.000	0.000	0.000	0.000		0.016	-	-	0.000	0.000	0.000	0.116	-	-				0.000	0.000	0.000	0.513	-	-	0.000	0.000	0.000	0.605	-	-				0.060
6.400	0.000	0.000	0.000		0.001	-	-	0.000	0.000	0.000	0.047	-	-				0.000	0.000	0.000	0.900	-	-	0.000	0.000	0.000	0.938	-	-				0.064
6.800	0.000	0.000	0.000		0.001	-	-	0.000	0.000	0.000	0.018	-	-				0.000	0.000	0.000	1.30	-	-	0.000	0.000	0.000	1.31	-	-				0.068
7.200	0.000	0.000	0.000		0.001	-	-	0.000	0.000	0.000	0.006	-	-				0.000	0.000	0.000	1.70	-	-	0.000	0.000	0.000	1.70	-	-				0.072
7.600	0.000	0.000	0.000		0.001	-	-	0.000	0.000	0.000	0.002	-	-				0.000	0.000	0.000	2.10	-	-	0.000	0.000	0.000	2.10	-	-				0.076
8.000	0.000	0.000	0.000		0.001	-	-	0.000	0.000	0.000	0.001	-	-				0.000	0.000	0.000	2.50	-	-	0.000	0.000	0.000	2.50	-	-				0.080
8.400	0.000	0.000	0.000		0.001	-	-	0.000	0.000	0.000	0.001	-	-				0.000	0.000	0.000	2.90	-	-	0.000	0.000	0.000	2.90	-	-				0.084
Totals:						0	4							0	10	0	0															
Number of Trades:						0								0		0																

OPAP (CR)

(Contract Size: 100 Securities, Exercise Style: American, Physical Delivery)

Exercise Price	Call Options														Put Options																			
	November 2023							December 2023							Other Months		November 2023							December 2023							Other Months		Exercise Price	
	Open price	Price max	Price min	Last price	Closing price	Volume	Open Interest	Open price	Price max	Price min	Last price	Closing price	Volume	Open Interest	Volume	Open Interest	Open price	Price max	Price min	Last price	Closing price	Volume	Open Interest	Open price	Price max	Price min	Last price	Closing price	Volume	Open Interest	Volume	Open Interest		
9.200						-	-	0.000	0.000	0.000	6.12	-	-			-	-	0.000	0.000	0.000	0.001	-	-			0.000	0.000	0.000	0.001	-	-			
9.600						-	-	0.000	0.000	0.000	5.72	-	-			-	-	0.000	0.000	0.000	0.001	-	-			0.000	0.000	0.000	0.001	-	-			0.096
10.000	0.000	0.000	0.000		5.31	-	-	0.000	0.000	0.000	5.32	-	-			0.000	0.000	0.000	0.001	-	-			0.000	0.000	0.000	0.001	-	-			0.100		
11.000	0.000	0.000	0.000		4.31	-	-	0.000	0.000	0.000	4.32	-	-			0.000	0.000	0.000	0.001	-	-			0.000	0.000	0.000	0.001	-	-			0.110		
12.000	0.000	0.000	0.000		3.31	-	-	0.000	0.000	0.000	3.33	-	-			0.000	0.000	0.000	0.002	-	-			0.000	0.000	0.000	0.001	-	-			0.120		
13.000	0.000	0.000	0.000		2.31	-	-	0.000	0.000	0.000	2.33	-	-			0.000	0.000	0.000	0.001	-	-			0.000	0.000	0.000	0.006	-	-			0.130		
14.000	0.000	0.000	0.000		1.31	-	-	0.000	0.000	0.000	1.39	-	-			0.000	0.000	0.000	0.004	-	-			0.000	0.000	0.000	0.065	-	-			0.140		
15.000	0.000	0.000	0.000		0.438	-	-	0.000	0.000	0.000	0.649	-	-			0.000	0.000	0.000	0.130	-	10			0.000	0.000	0.000	0.319	-	-			0.150		
16.000	0.000	0.000	0.000		0.050	-	2	0.000	0.000	0.000	0.217	-	167			0.000	0.000	0.000	0.743	-	-			0.000	0.000	0.000	0.889	-	-			0.160		
17.000	0.000	0.000	0.000		0.001	-	-	0.000	0.000	0.000	0.051	-	-			0.000	0.000	0.000	1.70	-	-			0.000	0.000	0.000	1.73	-	-			0.170		
18.000	0.000	0.000	0.000		0.026	-	-	0.000	0.000	0.000	0.009	-	-			0.000	0.000	0.000	2.70	-	-			0.000	0.000	0.000	2.70	-	-			0.180		
19.000	0.000	0.000	0.000		0.003	-	-	0.000	0.000	0.000	0.001	-	-			0.000	0.000	0.000	3.70	-	-			0.000	0.000	0.000	3.70	-	-			0.190		
20.000	0.000	0.000	0.000		0.001	-	-	0.000	0.000	0.000	0.006	-	-			0.000	0.000	0.000	4.70	-	-			0.000	0.000	0.000	4.70	-	-			0.200		
22.000	0.000	0.000	0.000		0.001	-	-	0.000	0.000	0.000	0.001	-	-			0.000	0.000	0.000	6.70	-	-			0.000	0.000	0.000	6.70	-	-			0.220		
24.000	0.000	0.000	0.000		0.001	-	-	0.000	0.000	0.000	0.001	-	-			0.000	0.000	0.000	8.70	-	-			0.000	0.000	0.000	8.70	-	-			0.240		
Totals:						0	2					0	167	0	0					0	10						0	0	0	0				
Number of Trades:						0						0		0						0.00							0		0					

OTE (CR)

(Contract Size: 100 Securities, Exercise Style: American, Physical Delivery)

Call Options														Put Options																							
November 2023							December 2023							Other Months		November 2023							December 2023							Other Months		Exercise Price					
Open price	Price max	Price min	Last price	Closing price	Volume	Open Interest	Open price	Price max	Price min	Last price	Closing price	Volume	Open Interest	Volume	Open Interest	Open price	Price max	Price min	Last price	Closing price	Volume	Open Interest	Open price	Price max	Price min	Last price	Closing price	Volume	Open Interest	Volume	Open Interest						
9.200	0.000	0.000	0.000	4.37	-	-	0.000	0.000	0.000	4.38	-	-				0.000	0.000	0.000	0.001	-	-				0.000	0.000	0.000	0.001	-	-				0.092			
9.600	0.000	0.000	0.000	3.97	-	-	0.000	0.000	0.000	3.98	-	-				0.000	0.000	0.000	0.001	-	-				0.000	0.000	0.000	0.001	-	-				0.096			
10.000	0.000	0.000	0.000	3.57	-	-	0.000	0.000	0.000	3.58	-	-				0.000	0.000	0.000	0.001	-	-				0.000	0.000	0.000	0.001	-	-				0.100			
11.000	0.000	0.000	0.000	2.57	-	-	0.000	0.000	0.000	2.58	-	-				0.000	0.000	0.000	0.001	-	-				0.000	0.000	0.000	0.001	-	-				0.110			
12.000	0.000	0.000	0.000	1.57	-	-	0.000	0.000	0.000	1.61	-	-				0.000	0.000	0.000	0.002	-	-				0.000	0.000	0.000	0.021	-	-				0.120			
13.000	0.000	0.000	0.000	0.641	-	-	0.000	0.000	0.000	0.761	-	-				0.000	0.000	0.000	0.074	-	2				0.000	0.000	0.000	0.174	-	-				0.130			
14.000	0.000	0.000	0.000	0.114	-	5	0.000	0.000	0.000	0.245	-	-				0.000	0.000	0.000	0.548	-	-				0.000	0.000	0.000	0.660	-	-				0.140			
15.000	0.000	0.000	0.000	0.006	-	-	0.000	0.000	0.000	0.049	-	5				0.000	0.000	0.000	1.44	-	5				0.000	0.000	0.000	1.47	-	-				0.150			
16.000	0.000	0.000	0.000	0.001	-	-	0.000	0.000	0.000	0.006	-	-				0.000	0.000	0.000	2.44	-	-				0.000	0.000	0.000	2.44	-	-				0.160			
17.000	0.000	0.000	0.000	0.001	-	-	0.000	0.000	0.000	0.002	-	-				0.000	0.000	0.000	3.44	-	-				0.000	0.000	0.000	3.44	-	-				0.170			
18.000	0.000	0.000	0.000	0.001	-	-	0.000	0.000	0.000	0.001	-	-				0.000	0.000	0.000	4.44	-	-				0.000	0.000	0.000	4.44	-	-				0.180			
19.000	0.000	0.000	0.000	0.001	-	-	0.000	0.000	0.000	0.001	-	-				0.000	0.000	0.000	5.44	-	-				0.000	0.000	0.000	5.44	-	-				0.190			
20.000					-	-	0.000	0.000	0.000	0.001	-	-									-	-				0.000	0.000	0.000	6.44	-	-				0.200		
22.000					-	-	0.000	0.000	0.000	0.001	-	-									-	-				0.000	0.000	0.000	8.44	-	-				0.220		
Totals:					0	5					0	5		0	0							0	7										0	0		0	0
Number of Trades:					0						0		0									0.00											0		0		

PIRAEUS FINANCIAL HOLD (CR)

(Contract Size: 100 Securities, Exercise Style: American, Physical Delivery)

Call Options														Put Options																											
November 2023							December 2023							Other Months		November 2023							December 2023							Other Months											
Exercise Price	Open price	Price max	Price min	Last price	Closing price	Volume	Open Interest	Open price	Price max	Price min	Last price	Closing price	Volume	Open Interest	Volume	Open Interest	Open price	Price max	Price min	Last price	Closing price	Volume	Open Interest	Open price	Price max	Price min	Last price	Closing price	Volume	Open Interest	Volume	Open Interest	Exercise Price								
0.950						-	-	0.000	0.000	0.000		1.98	-	-			-	-	0.000	0.000	0.000		0.001	-	-									0.010							
1.000						-	-	0.000	0.000	0.000		1.93	-	-			-	-	0.000	0.000	0.000		0.001	-	-									0.010							
1.100						-	-	0.000	0.000	0.000		1.83	-	-			-	-	0.000	0.000	0.000		0.001	-	-									0.011							
1.200						-	-	0.000	0.000	0.000		1.73	-	-			-	-	0.000	0.000	0.000		0.001	-	-									0.012							
1.300						-	-	0.000	0.000	0.000		1.63	-	-			-	-	0.000	0.000	0.000		0.001	-	-									0.013							
1.400						-	-	0.000	0.000	0.000		1.53	-	-			-	-	0.000	0.000	0.000		0.001	-	-									0.014							
1.500						-	-	0.000	0.000	0.000		1.43	-	-			-	-	0.000	0.000	0.000		0.001	-	-									0.015							
1.600						-	-	0.000	0.000	0.000		1.33	-	-			-	-	0.000	0.000	0.000		0.001	-	-									0.016							
1.700						-	-	0.000	0.000	0.000		1.23	-	-			-	-	0.000	0.000	0.000		0.001	-	-									0.017							
1.800	0.000	0.000	0.000		1.13	-	-	0.000	0.000	0.000		1.13	-	-			0.000	0.000	0.000		0.001	-	-	0.000	0.000	0.000		0.001	-	-					0.018						
1.900	0.000	0.000	0.000		1.03	-	-	0.000	0.000	0.000		1.03	-	-			0.000	0.000	0.000		0.001	-	-	0.000	0.000	0.000		0.001	-	-					0.019						
2.000	0.000	0.000	0.000		0.931	-	-	0.000	0.000	0.000		0.934	-	-			0.000	0.000	0.000		0.002	-	-	0.000	0.000	0.000		0.001	-	-					0.020						
2.200	0.000	0.000	0.000		0.731	-	-	0.000	0.000	0.000		0.737	-	-			0.000	0.000	0.000		0.001	-	-	0.000	0.000	0.000		0.002	-	-					0.022						
2.400	0.000	0.000	0.000		0.532	-	-	0.000	0.000	0.000		0.545	-	-			0.000	0.000	0.000		0.001	-	-	0.000	0.000	0.000		0.010	-	-					0.024						
2.600	0.000	0.000	0.000		0.336	-	-	0.300	0.300	0.300	0.300	0.300	4	4			0.000	0.000	0.000		0.005	-	-	0.000	0.000	0.000		0.037	-	-					0.026						
2.800	0.000	0.000	0.000		0.167	-	-	0.000	0.000	0.000		0.231	-	-			0.000	0.000	0.000		0.035	-	-	0.000	0.000	0.000		0.095	-	-					0.028						
3.000	0.000	0.000	0.000		0.058	-	-	0.000	0.000	0.000		0.130	-	-			0.000	0.000	0.000		0.127	-	-	0.000	0.000	0.000		0.194	-	-					0.030						
3.200	0.000	0.000	0.000		0.014	-	-	0.000	0.000	0.000		0.065	-	-			0.000	0.000	0.000		0.282	-	-	0.000	0.000	0.000		0.330	-	-					0.032						
3.400	0.000	0.000	0.000		0.002	-	-	0.000	0.000	0.000		0.029	-	-			0.000	0.000	0.000		0.471	-	-	0.000	0.000	0.000		0.494	-	-					0.034						
3.600	0.000	0.000	0.000		0.001	-	-	0.000	0.000	0.000		0.012	-	-			0.000	0.000	0.000		0.670	-	-	0.000	0.000	0.000		0.678	-	-					0.036						
3.800	0.000	0.000	0.000		0.001	-	-	0.000	0.000	0.000		0.005	-	-			0.000	0.000	0.000		0.870	-	-	0.000	0.000	0.000		0.871	-	-					0.038						
4.000	0.000	0.000	0.000		0.001	-	-	0.000	0.000	0.000		0.002	-	-			0.000	0.000	0.000		1.07	-	-	0.000	0.000	0.000		1.07	-	-					0.040						
4.400	0.000	0.000	0.000		0.001	-	-	0.000	0.000	0.000		0.001	-	-			0.000	0.000	0.000		1.47	-	-	0.000	0.000	0.000		1.47	-	-					0.044						
4.800	0.000	0.000	0.000		0.001	-	-	0.000	0.000	0.000		0.001	-	-			0.000	0.000	0.000		1.87	-	-	0.000	0.000	0.000		1.87	-	-					0.048						
5.200						-	-	0.000	0.000	0.000		0.001	-	-			-	-	0.000	0.000	0.000		2.27	-	-										0.052						
Totals:						0	0							4	4	0	0							0	0	0	0							0	0	0	0				
Number of Trades:						0							1							0							0.00							0							0

PPC (CR)

(Contract Size: 100 Securities, Exercise Style: American, Physical Delivery)

Exercise Price	Call Options														Put Options																					
	November 2023						December 2023						Other Months		November 2023						December 2023						Other Months									
	Open price	Price max	Price min	Last price	Closing price	Volume	Open Interest	Open price	Price max	Price min	Last price	Closing price	Volume	Open Interest	Volume	Open Interest	Open price	Price max	Price min	Last price	Closing price	Volume	Open Interest	Open price	Price max	Price min	Last price	Closing price	Volume	Open Interest	Volume	Open Interest	Exercise Price			
4.400						-	-	0.000	0.000	0.000	5.68	-	-			-	-	0.000	0.000	0.000	0.001	-	-											0.044		
4.800						-	-	0.000	0.000	0.000	5.28	-	-			-	-	0.000	0.000	0.000	0.001	-	-											0.048		
5.200						-	-	0.000	0.000	0.000	4.88	-	-			-	-	0.000	0.000	0.000	0.001	-	-											0.052		
5.600						-	-	0.000	0.000	0.000	4.48	-	-			-	-	0.000	0.000	0.000	0.001	-	-											0.056		
6.000						-	-	0.000	0.000	0.000	4.08	-	-			-	-	0.000	0.000	0.000	0.001	-	-											0.060		
6.400						-	-	0.000	0.000	0.000	3.68	-	-			-	-	0.000	0.000	0.000	0.001	-	-											0.064		
6.800	0.000	0.000	0.000		3.27	-	-	0.000	0.000	0.000	3.28	-	-			0.000	0.000	0.000	0.001	-	-	0.000	0.000	0.000	0.001	-	-									0.068
7.200	0.000	0.000	0.000		2.87	-	-	0.000	0.000	0.000	2.89	-	-			0.000	0.000	0.000	0.001	-	-	0.000	0.000	0.000	0.001	-	-									0.072
7.600	0.000	0.000	0.000		2.47	-	-	0.000	0.000	0.000	2.49	-	-			0.000	0.000	0.000	0.001	-	-	0.000	0.000	0.000	0.003	-	-									0.076
8.000	0.000	0.000	0.000		2.07	-	-	0.000	0.000	0.000	2.10	-	-			0.000	0.000	0.000	0.001	-	-	0.000	0.000	0.000	0.009	-	-									0.080
8.400	0.000	0.000	0.000		1.67	-	-	0.000	0.000	0.000	1.72	-	-			0.000	0.000	0.000	0.002	-	-	0.000	0.000	0.000	0.028	-	-									0.084
8.800	0.000	0.000	0.000		1.28	-	-	0.000	0.000	0.000	1.35	-	-			0.000	0.000	0.000	0.002	-	20	0.000	0.000	0.000	0.066	-	-									0.088
9.200	0.000	0.000	0.000		0.890	-	-	0.000	0.000	0.000	1.03	-	-			0.000	0.000	0.000	0.015	-	25	0.000	0.000	0.000	0.140	-	-									0.092
9.600	0.000	0.000	0.000		0.543	-	2	0.000	0.000	0.000	0.749	-	4			0.000	0.000	0.000	0.068	-	-	0.000	0.000	0.000	0.259	-	-									0.096
10.000	0.000	0.000	0.000		0.277	-	10	0.000	0.000	0.000	0.518	-	4			0.000	0.000	0.000	0.202	-	-	0.000	0.000	0.000	0.428	-	-									0.100
11.000	0.000	0.000	0.000		0.019	-	-	0.000	0.000	0.000	0.168	-	-			0.000	0.000	0.000	0.945	-	-	0.000	0.000	0.000	1.08	-	-									0.110
12.000	0.000	0.000	0.000		0.001	-	-	0.000	0.000	0.000	0.040	-	-			0.000	0.000	0.000	1.93	-	-	0.000	0.000	0.000	1.96	-	-									0.120
13.000	0.000	0.000	0.000		0.001	-	-	0.000	0.000	0.000	0.007	-	-			0.000	0.000	0.000	2.93	-	-	0.000	0.000	0.000	2.93	-	-									0.130
14.000	0.000	0.000	0.000		0.001	-	-	0.000	0.000	0.000	0.001	-	-			0.000	0.000	0.000	3.93	-	-	0.000	0.000	0.000	3.93	-	-									0.140
15.000	0.000	0.000	0.000		0.001	-	-	0.000	0.000	0.000	0.001	-	-			0.000	0.000	0.000	4.93	-	-	0.000	0.000	0.000	4.93	-	-									0.150
16.000						-	-	0.000	0.000	0.000	0.001	-	-			-	-	0.000	0.000	0.000	5.93	-	-									0.160				
Totals:						0	12					0	8	0	0						0	45							0	0	0	0				
Number of Trades:						0						0		0	0						0.00								0		0					

Lending Products	Underlying Title	Open Interest[5]	Multilateral Transactions[1]				Bilateral Transactions[2]		Stock Borrowing through OTC (volume)[3]
			Volume(Offered)	Average Weighted	Transactions volume	Average Weighted	Transactions Volume	Average Weighted	Transactions Volume
ADMIEBOR	ADMIE (IPTO) HOLDING S.A. (CR)	1,000	---	---	---	---	---	188,669	
AEGNBOR	AEGEAN AIRLINES (CR)	600	---	---	---	---	---	167,107	
ALPHABOR	ALPHA SERVICES HOLD (CR)	23,070	---	---	---	---	---	57,279,561	
OTOELBOR	AUTOHELLAS SA (CR)	1,500	---	---	---	---	---	123,701	
AVAXBOR	AVAX S.A. (CR)	---	---	---	---	---	---	---	
EEEBOR	CC HBC AG (CR)	10,105	---	---	---	---	---	47,768	
CENERBOR	CENERGY HOLDINGS (CB)	790	---	---	---	---	---	117,701	
ELLAKTORBOR	ELLAKTOR (CR)	7,681	---	---	---	---	---	49,130	
ELHABOR	ELVALHALCOR (CR)	1,278	---	---	---	---	---	66,887	
EUROBBOR	EUROBANK HOLDINGS (CR)	15,000	---	---	---	---	---	34,120,608	
EYDAPBOR	EYDAP S.A. (CR)	845	---	---	---	---	---	231,962	
FFGRPBOR	FOLLI FOLLIE (CR)	---	---	---	---	---	---	886,279	
FOYRKBOR	FOURLIS (CR)	230	---	---	4,738	7.28%	779	10.00%	12,123
GEKTERNABOR	GEK TERNA (CR)	---	---	---	---	---	---	3,698	
SARBOR	GR. SARANTIS S.A. (CR)	1,949	---	---	---	---	---	19,500	
EXAEBOR	HELLENIC EXCHANGES-A.S.E. (CR)	4,200	---	---	---	---	---	167,047	
ELPEBOR	HELLENIQ ENERGY (CR)	200	---	---	---	---	---	238,270	
INTRKBOR	INTRACOM HOLDINGS (CR)	---	---	---	---	---	---	---	
INKATBOR	INTRAKAT (CR)	---	---	---	---	---	---	---	
BELABOR	JUMBO SA (CR)	2,575	---	---	---	---	---	196,303	
LAMDABOR	LAMDA DEVELOPMENT SA (CR)	400	---	---	---	---	---	518,210	
MIGBOR	MIG (CR)	1,921	---	---	---	---	---	40,179	
MOHBOR	MOTOR OIL (CR)	24,301	---	---	---	---	---	467,535	
MYTILBOR	MYTILINEOS (CR)	2,761	---	---	---	---	---	124,528	
ETEBOR	NATIONAL BANK (CR)	---	---	---	---	---	---	10,590,895	
OPAPBOR	OPAP (CR)	4,400	---	---	---	---	---	1,553,608	
OPTIMABOR	OPTIMA BANK (CR)	---	---	---	---	---	---	---	
HTOBOR	OTE (CR)	1,750	---	---	---	---	---	1,582,266	
PPABOR	P.P.A. S.A. (CR)	500	---	---	---	---	---	67,791	
TPEIRBOR	PIRAEUS FINANCIAL HOLD (CR)	5,000	---	---	---	---	---	1,371,061	
PPCBOR	PPC (CR)	2,000	---	---	---	---	---	1,278,881	

Stock Lending Notes

[1] - Multilateral contracts Lending or Borrowing as per Methods 8-1, 8-2 and 8-3-3 (According to ATHEX BoD Resolution No.17)

[2] - Bilateral Contracts Lending or Borrowing as per Methods 8-3-1 and 8-3-2 (According to ATHEX BoD Resolution No.20)

[3] - The information concerning OTC Stock Borrowing Transactions is based on the statements of the Dematerialised Securities System (DSS) operators involved and refers to volumes that have been registered up until the previous working day.

[4] - Average Price (Volume weighted)

[5] - The Data concerning Open Interest before the start of trading session

Lending Products	Underlying Title	Open Interest[5]	Multilateral Transactions[1]				Bilateral Transactions[2]		Stock Borrowing through OTC (volume)[3]	
			Volume(Offered)	Average Weighted	Transactions volume	Average Weighted	Transactions Volume	Average Weighted	Transactions Volume	
QUALBOR	QUALITY & RELIABILITY SA (CR)	---	---	---	---	---	---	---	---	
QUESTBOR	QUEST HOLDINGS (CR)	359	---	---	---	---	---	---	51,564	
TENERGYBOR	TERNA ENERGY (CR)	---	---	---	---	---	---	---	291,600	
TITCBOR	TITAN CEMENT (CB)	2,368	---	---	---	---	---	---	230,420	
VIOBOR	VIOHALCO SA/NV (CB)	1,462	---	---	---	---	---	---	---	

Stock Lending Notes

[1] - Multilateral contracts Lending or Borrowing as per Methods 8-1, 8-2 and 8-3-3 (According to ATHEX BoD Resolution No.17)

[2] - Bilateral Contracts Lending or Borrowing as per Methods 8-3-1 and 8-3-2 (According to ATHEX BoD Resolution No.20)

[3] - The information concerning OTC Stock Borrowing Transactions is based on the statements of the Dematerialised Securities System (DSS) operators involved and refers to volumes that have been registered up until the previous working day.

[4] - Average Price (Volume weighted)

[5] - The Data concerning Open Interest before the start of trading session

Sectors codification for listed companies

12003-	ETF	10101010	Computer Services
10101015	Software	10102030	Computer Hardware
15101010	Telecommunications Equipment	15102015	Telecommunications Services
20101010	Health Care Facilities	20101025	Health Care Services
20102010	Medical Equipment	20103015	Pharmaceuticals
30101010	Banks	30202000	Diversified Financial Services
30202010	Asset Managers & Custodians	30202015	Investment Services
30204000	Closed End Investments	30302010	Full Line Insurance
30302015	Insurance Brokers	30302025	Property and Casualty Insurance
35101010	Real Estate Holding and Development	35101015	Real Estate Services
35102000	Diversified REITs	35102030	Office REITs
40201040	Rental & Leasing Services: Consumer	40202010	Home Construction
40202015	Household Furnishings	40202020	Household Appliance
40203040	Electronic Entertainment	40204020	Clothing & Accessories
40301010	Entertainment	40301030	Publishing
40301035	Radio & TV Broadcasters	40401010	Diversified Retailers
40401020	Apparel Retailers	40401025	Home Improvement Retailers
40401030	Specialty Retailers	40501010	Airlines
40501015	Travel & Tourism	40501020	Casinos & Gambling
40501025	Hotels & Motels	45101015	Distillers & Vintners
45101020	Soft Drinks	45102010	Farming Fishing Ranching & Plantations
45102020	Food Products	45103010	Tobacco
45201010	Food Retailers & Wholesalers	45201020	Personal Products
50101010	Construction	50101020	Building Roof/Wallboard and Plumbing
50101030	Cement	50101035	Building Materials: Other
50202010	Electrical Components	50203000	Diversified Industrials
50203015	Plastics	50203030	Containers & Packaging
50204000	Machinery: Industrial	50204020	Machinery: Construction & Handling
50205010	Industrial Suppliers	50205020	Back Office Support HR & Consulting
50205030	Forms & Bulk Printing Services	50206015	Commercial Vehicles & Parts
50206030	Marine Transportation	50206060	Transportation Services
55101000	Diversified Materials	55101020	Textile Products
55102000	General Mining	55102010	Iron & Steel
55102015	Metal Fabricating	55102035	Aluminum
60101020	Oil Refining and Marketing	65101010	Alternative Electricity
65101015	Conventional Electricity	65102030	Water



ATHEX
Athens Stock Exchange

Λεωφ. Αθηνών 110 104 42 Αθήνα
110, Athinon Ave. GR 104 42 Athens
tel. (+30)210-33.66.800, fax (+30)210-33.66.101
www.athexgroup.gr