


23

Ημερήσιο Δελτίο
Συναλλακτικής Δραστηριότητας

Daily Official List
of Trading Activity

Tuesday, 7 November, 2023
Year: 144 Trading Day No: 213



ATHEXGROUP
Athens Exchange Group

Disclaimer:

Hellenic Exchanges-Athens Stock Exchange S.A endeavours to ensure that the data and other material ("Information") presented on the Daily Official List are accurate and complete, but it is not liable for any errors or omissions of data or /and for the accuracy, credibility, updating and completeness of the aforesaid information nor it has any liability arising directly or indirectly from the use of the above Information.

The Company is not liable for the accuracy of the data included in listed companies' announcements. Only the sender of such an announcement is fully and solely liable for any infringement of third party's rights from the content of such announcement. All contents of the Daily Official List are provided only for information purposes and do not constitute investment advice or solicitation to invest in securities or other products listed for trading on the Exchange.

You acknowledge and agree that the Company is the owner of any property rights related to any Information appearing on the Daily Official List including intellectual property rights copyright, trademarks, etc.

The above data are a property of the Hellenic Exchanges-Athens Exchange and are copyright protected. Users are forbidden to reproduce, modify, copy, sale, transmit or redistribute, by all reproduction means and methods, part or the whole of the above data, without reference to their source.

The commercial exploitation of these data is, also, forbidden by third parties. Hellenic Exchanges-Athens Exchange does not carry any responsibility, direct or indirect, derived from usage or accidental alteration of the above data when used by third parties.

Hellenic Exchanges – Athens Stock Exchange S.A.

110 Athinon Ave., 10442 Athens, Tel: (210) 33.66.800, Fax: (210) 32.13.938

www.athexgroup.gr

Thessalonica Stock Exchange Center (T.S.E.C)

16-18 Katouni Str., Thessalonica 546 25 Tel: (2310) 567.667, Fax: (2310) 530.545

Athex Members Guarantee Fund

14-16 Fidiou Str., Athens 106 78, Tel: (210) 33.04.682, Fax: (210) 33.04.155

Hellenic Republic Capital Market Commission

1 Kolokotroni Str. & 1 Stadiou Str., Athens 10562 Tel: (210) 33.77.100 Fax: (210) 33.77.173

Table of Contents

Section 1: Statistical Figures of Securities, Derivatives and Lending

Summary of Markets

Athex Indices

Analytic Figures for Athex Market's Boards and Categories

Trading Details by Athex Sectors and Financial Instruments (ETFs)

Top 10 best & worst performing Shares

Derivatives Summary

Section 2: Analytic Figures of Shares Transactions

Analytic Figures of Shares Transactions

Shares' Notes

Section 3: Figures of Securities Transactions

Securities Blocks Details

Shares Rights Details

Stock Borrowing

Forced Sales Details

Forced Sales Registered Shares

Exchange Traded Funds (ETFs) Characteristics

Section 5: Bonds traded in Fixed Income Assets Market

Convertible Corporate Bonds - Regulated Market

Non Convertible Corporate Bonds - Regulated Market

Government Bonds

Treasury Bills & Zero Coupon Government Bonds

Government Bonds Traded with the Open Outcry Method

State Banks Bonds

Section 6: Additional Infos

Athex & ATHEXClear Members List

List of Stocks under Market Making operations

Section 7: Derivatives Market Analytic Figures

Index Futures

Stock Futures

Index Options

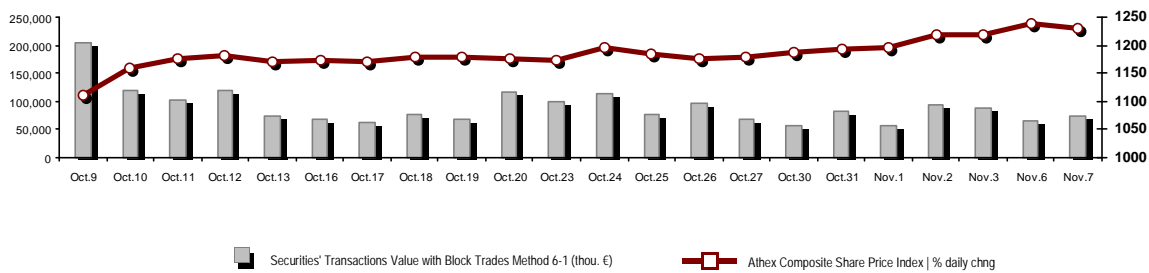
Stock Options

Stock Lending Analytic Figures

Appendix A: Sectors codification for listed companies

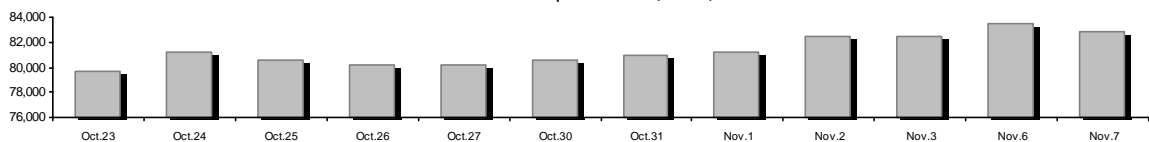
Summary of Markets

Athex Composite Share Price Index vs Shares and Derivatives Transactions Value

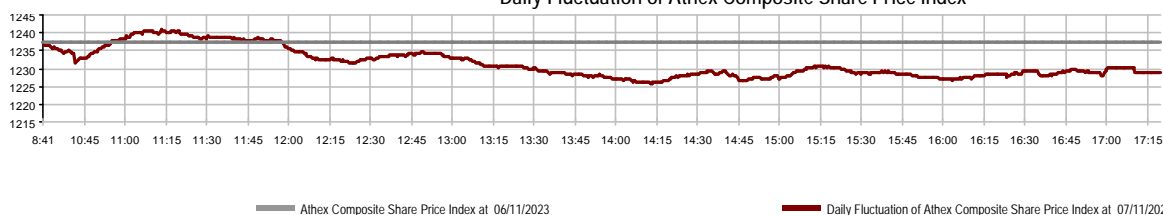


Athex Capitalisation (mill. €) **:	82,884.19		Derivatives Total Open Interest	484,913
Daily change: mill. € %	-665.62	-0.80%	in Index Futures % daily chng	5,228 0.29%
Yearly Avg Capitalisation: mill. € % chng prev year Avg	79,481.31	26.04%	in Stock Futures % daily chng	476,509 0.93%
Athex Composite Share Price Index % daily chng	1,228.87	-0.69%	in Index Options % daily chng	1,443 2.34%
Athex Composite Share Price Index Capitalisation (mill. €)	75,267.78		in Stock Options % daily chng	1,733 94.28%
Daily change (mill. €)	-682.58			
Securities' Transactions Value with Block Trades Method 6-1 (t)	74,505.89		Derivatives Contracts Volume:	22,536
Daily change: %	10,262.50	15.97%	Daily change: pieces %	5,160 29.70%
YtD Avg Trans. Value: thou. € % chng prev year Avg	103,210.11	42.85%	YtD Avg Derivatives Contracts % chng prev year Avg	44,434 29.35%
Blocks Transactions Value of Method 6-1 (thou. €)	3,779.76		Derivatives Trades Number:	1,741
Blocks Transactions Value of Method 6-2 & 6-3 (thou. €)	0.00		Daily change: number %	118 7.27%
Bonds Transactions Value (thou.€)	566.29		YtD Avg Trades number % chng prev year Avg	2,350 14.40%
Securities' Transactions Volume with Block Trades Method 6-1 (tho)	18,136.45		Lending Total Open Interest	118,695
Daily change: thou. pieces %	2,619.33	16.88%	Daily change: pieces %	-100,000 -45.73%
YtD Avg Volume: % chng prev year Avg	32,913.44	16.10%	Lending Volume (Multilateral/Bilateral)	2,000
Blocks Transactions Volume of Method 6-1 (thou. Pieces)	1,669.67		Daily change: pieces %	1,000
Blocks Transactions Volume of Method 6-2 & 6-3 (thou. Pieces)	0.00		Multilateral Lending	0
Bonds Transactions Volume	591,000		Bilateral Lending	2,000
Securities' Trades Number with Block Trades Method 6-1	31,478		Lending Trades Number:	1
Daily change: number %	4,217	15.47%	Daily change: %	0
YtD Avg Trades number % chng prev year Avg	36,105	22.73%	Multilateral Lending Trades Number	0
Number of Blocks Method 6-1	8		Bilateral Lending Trades Number	1
Number of Blocks Method 6-2 & 6-3	0			
Number of Bonds Transactions	156			

Athex Capitalisation (mill. €) **



Daily Fluctuation of Athex Composite Share Price Index



Athex Indices

Index name	07/11/2023	06/11/2023	pts.	%	Min	Max	Year min	Year max	Year change
Athex Composite Share Price Index	1,228.87 €	1,237.37	-8.50	-0.69%	1,225.83	1,240.75	929.79	1,351.68	32.17% #
Athex ESG Index	1,405.88 €	1,420.59	-14.71	-1.04%	1,404.15	1,423.12	1,057.52	1,541.00	32.92% #
FTSE/Athex Large Cap	2,996.85 €	3,027.61	-30.76	-1.02%	2,992.33	3,032.77	2,250.77	3,280.71	33.10% #
FTSE/Athex Mid Cap Index	2,012.70 €	2,013.35	-0.65	-0.03%	2,004.80	2,027.85	1,411.43	2,224.46	42.60% #
FTSE/ATHEX High Dividend Yield Index	3,673.54 €	3,683.87	-10.33	-0.28%	3,663.71	3,703.61	3,028.28	4,088.01	21.31% #
FTSE/ATHEX Global Traders Index Plus	3,767.78 €	3,772.81	-5.03	-0.13%	3,747.95	3,797.89	2,616.09	4,115.43	44.02% #
FTSE/ATHEX Mid & Small Cap Factor-Weighted Ind	5,250.31 #	5,231.96	18.35	0.35%	5,210.89	5,250.58	4,353.12	5,946.34	19.45% #
ATHEX Select Index Plus	4,289.25 #	4,277.45	11.80	0.28%	4,258.29	4,304.27	3,071.06	4,762.60	39.67% #
ATHEX Select Index	6,176.18 €	6,178.46	-2.28	-0.04%	6,141.91	6,218.69	4,343.88	7,125.71	42.18% #
FTSE/Athex Market Index	712.71 €	719.41	-6.70	-0.93%	711.51	720.69	539.21	780.89	32.14% #
Athex Composite Index Total Return Index	2,229.80 €	2,245.22	-15.42	-0.69%	2,224.27	2,251.35	1,641.17	2,440.14	35.87% #
FTSE/Athex Large Cap Total Return	4,934.60 €	4,985.25	-50.65	-1.02%			3,623.42	5,338.50	37.03% #
FTSE/Athex Mid Cap Total Return	2,708.80 €	2,709.67	-0.87	-0.03%			1,881.61	2,956.50	45.82% #
Hellenic Mid & Small Cap Index	1,813.09 €	1,820.63	-7.54	-0.41%	1,805.86	1,827.12	1,365.14	2,011.62	32.81% #
FTSE/Athex Banks	985.61 €	998.51	-12.90	-1.29%	985.61	1,001.52	640.09	1,117.78	53.87% #
FTSE/Athex Financial Services	1,198.30 €	1,204.48	-6.18	-0.51%	1,192.12	1,223.01	672.72	1,514.55	74.83% #
FTSE/Athex Industrial Goods & Services	7,874.80 €	8,071.19	-196.39	-2.43%	7,863.37	8,071.19	4,603.86	8,651.06	69.77% #
FTSE/Athex Retail	1,160.80 €	1,163.17	-2.37	-0.20%	1,150.95	1,172.24	901.21	1,375.58	28.80% #
FTSE/ATHEX Real Estate	4,273.05 #	4,246.17	26.88	0.63%	4,202.22	4,273.05	3,750.22	4,816.41	4.91% #
FTSE/Athex Consumer Goods & Services	15,028.06 #	14,855.53	172.53	1.16%	14,786.68	15,028.23	8,974.47	16,184.74	64.10% #
FTSE/Athex Food & Beverage	9,197.65 €	9,249.53	-51.88	-0.56%	9,141.13	9,293.86	8,101.49	11,188.59	8.64% #
FTSE/Athex Basic Resources	7,702.29 €	7,711.76	-9.47	-0.12%	7,613.59	7,758.24	6,463.31	10,590.89	18.69% #
FTSE/Athex Construction & Materials	4,580.45 #	4,575.67	4.78	0.10%	4,546.93	4,618.77	3,204.90	4,808.27	42.92% #
FTSE/Athex Energy	5,303.32 €	5,352.71	-49.39	-0.92%	5,290.77	5,388.25	4,689.99	5,856.79	5.44% #
FTSE/Athex Travel & Leisure	2,797.17 €	2,821.11	-23.94	-0.85%	2,785.52	2,827.49	2,196.17	3,051.18	26.15% #
FTSE/Athex Technology	2,861.10 €	2,867.64	-6.54	-0.23%	2,846.70	2,883.84	2,047.81	3,153.87	39.28% #
FTSE/Athex Telecommunications	3,789.16 €	3,878.03	-88.87	-2.29%	3,789.16	3,889.39	3,511.53	4,415.99	-6.94% €
FTSE/Athex Utilities	5,355.89 €	5,401.09	-45.20	-0.84%	5,334.42	5,410.31	4,598.77	6,190.27	16.46% #
FTSE/Athex Health Care	455.70 #	437.51	18.19	4.16%	437.51	456.05	380.60	504.88	8.79% #
FTSE/Athex Personal Products	7,953.31 #	7,887.05	66.26	0.84%	7,860.96	7,963.27	6,441.87	8,386.11	20.39% #
Athex All Share Index	287.14 €	289.43	-2.29	-0.79%	287.14	287.14	231.11	314.56	24.71% #
MSCI GREECE REBASED	4,810.81 €	4,871.95	-61.14	-1.25%	4,809.13	4,879.67	4,125.04	5,209.29	--- -
Hellenic Corporate Bond Index	126.16 #	126.09	0.06	0.05%			118.78	126.16	6.02% #
Hellenic Corporate Bond Price Index	88.65 #	88.63	0.02	0.02%			85.96	88.73	2.81% #

Note 1: FTSE/Med 100, Hellenic Corporate Bond Price Index and Hellenic Corporate Bond Index closing prices refer to the previous trading day of 03/11/2023.

Note 2: The Hellenic Mid & Small Cap Index is a Customized index calculated by the Athens Exchange.

Analytic Figures for Athex Market's Boards and Categories

	Total Traded Securities	Main Market	Surveillance	Exchange Traded Funds (ETFs)
Totals	126	113	12	1
Gain / Lose / Same:	48 / 49 / 29	47 / 45 / 21	1 / 3 / 8	0 / 1 / 0
Athex Capitalisation (mill. €) **	82,884.19	82,288.40	595.79	
Daily Average Trans/ons Value(thou.€)	103,210.11	102,913.47	270.36	67.63
Transactions Value	74,505.89	74,061.70	320.91	123.29
Main Board:	70,677.14	70,232.94	320.91	123.29
Blocks Board 6_2_3:	3,779.76	3,779.76	0.00	0.00
Forced Sales Board:	49.00	49.00	0.00	0.00
Special Terms Board:	0.00	0.00	0.00	0.00
Daily Average Transactions Volume	32,913,443	31,837,512	1,078,800	2,352
Transactions Volume	18,136,454	17,622,567	509,815	4,072
Main Board:	16,463,581	15,949,694	509,815	4,072
Blocks Board 6_2_3:	1,669,666	1,669,666	0	0
Forced Sales Board:	3,207	3,207	0	0
Special Terms Board:	0	0	0	0
Daily Average Number of Trades	36,105	35,886	215	4
Number of Trades	31,478	31,265	199	14
Main Board:	31,463	31,250	199	14
Blocks Board 6_2_3:	8	8	0	0
Forced Sales Board:	7	7	0	0
Special Terms Board:	0	0	0	0

Trading Details by Athex Sectors and Financial Instruments (ETFs)

Code	Sectors	Gain / Lose / Same	Number of Trades	Transactions Volume	Transactions Value	% of Total Trans. Value
3010	- Banks	2 / 3 / 2	10,474	12,892,302	30,657,978.21	41.15%
5510	- Basic Resources	10 / 3 / 2	1,049	330,336	948,789.71	1.27%
5010	- Construction & Materials	5 / 5 / 5	2,123	880,633	3,356,823.86	4.51%
4020	- Consumer Products & Services	1 / 5 / 0	243	99,715	242,071.56	0.32%
6010	- Energy	1 / 2 / 1	1,589	185,715	2,477,468.96	3.33%
12000	- Financial Instruments	0 / 1 / 0	14	4,072	123,285.89	0.17%
3020	- Financial Services	3 / 2 / 0	421	93,050	457,926.91	0.61%
4510	- Food Beverage & Tobacco	2 / 3 / 2	217	32,126	404,021.86	0.54%
2010	- Health Care	2 / 1 / 0	415	259,660	263,548.13	0.35%
5020	- Industrial Goods & Services	6 / 3 / 8	4,403	580,754	10,524,043.78	14.13%
3030	- Insurance	1 / 0 / 0	31	5,775	23,033.07	0.03%
4030	- Media	0 / 1 / 0	12	8,050	4,048.00	0.01%
4520	- Personal Care, Drug & Grocery Stores	2 / 1 / 0	275	105,694	428,603.34	0.58%
3510	- Real Estate	4 / 2 / 4	580	132,608	729,364.25	0.98%
4040	- Retail	4 / 2 / 1	2,110	258,259	5,848,863.58	7.85%
1010	- Technology	3 / 6 / 1	1,045	394,708	1,806,355.72	2.42%
1510	- Telecommunications	1 / 1 / 0	1,378	221,356	3,032,690.73	4.07%
4050	- Travel & Leisure	1 / 4 / 2	3,009	1,049,664	8,502,155.95	11.41%
6510	- Utilities	0 / 4 / 1	2,090	601,977	4,674,818.72	6.27%

Top 10 best & worst performing Shares

Main Market

With positive Price change	Closing price	change	With negative Price change	Closing price	change
MEDICON S.A (CR)	3.5	11.11% #	MYTILINEOS (CR)	34.84	-2.79% €
EKTER SA (CR)	3.19	5.28% #	TECHNICAL OLYMPIC SA (CR)	2.38	-2.46% €
THRACE PLASTICS SA (CR)	4.22	4.20% #	ELLAKTOR (CR)	2.03	-2.40% €
LAVIPHARM SA (CR)	0.7	2.94% #	OTE (CR)	13.56	-2.31% €
CENTRIC HOLDINGS (CR)	0.349	2.35% #	ELVALHALCOR (CR)	1.694	-2.08% €
AEGEAN AIRLINES (CR)	11.62	2.29% #	INTRACOM HOLDINGS (CR)	2.145	-2.05% €
PAPOUTSANIS (CR)	2.29	2.23% #	ENTERSOFT (CR)	5.82	-2.02% €
LOULIS FOOD (CR)	2.79	2.20% #	NATIONAL BANK (CR)	5.5	-1.96% €
ALUMIL (CR)	2.57	1.98% #	PIRAEUS FINANCIAL HOLD (CR)	2.93	-1.88% €
IDEAL HOLDINGS (CR)	6.15	1.82% #	ALPHA SERVICES HOLD (CR)	1.4595	-1.85% €
With the highest Transactions Value	Value (thou. €)	change	With the highest Transactions Volume	Volume	change
NATIONAL BANK (CR)	10,478.01	-1.96% €	EUROBANK HOLDINGS (CR)	5,136,320	0.00% -
MYTILINEOS (CR)	8,852.54	-2.79% €	ALPHA SERVICES HOLD (CR)	3,577,956	-1.85% €
EUROBANK HOLDINGS (CR)	7,938.12	0.00% -	PIRAEUS FINANCIAL HOLD (CR)	2,252,869	-1.88% €
PIRAEUS FINANCIAL HOLD (CR)	6,659.38	-1.88% €	NATIONAL BANK (CR)	1,886,761	-1.96% €
JUMBO SA (CR)	5,678.23	1.42% #	OPAP (CR)	351,740	-1.29% €
OPAP (CR)	5,402.44	-1.29% €	PPC (CR)	305,405	-1.08% €
ALPHA SERVICES HOLD (CR)	5,272.16	-1.85% €	INTRAKAT (CR)	291,684	-0.43% €
PPC (CR)	3,083.70	-1.08% €	MYTILINEOS (CR)	252,336	-2.79% €
OTE (CR)	3,029.52	-2.31% €	AEGEAN AIRLINES (CR)	238,491	2.29% #
AEGEAN AIRLINES (CR)	2,759.95	2.29% #	LAVIPHARM SA (CR)	224,855	2.94% #

Note: Stocks that are not included in the "Under Supervision" category, and the transactions value is more than 10,000 €.

Derivatives Summary

	Number of Trades	Volume	Open Interest
Index Futures	145	563	5,228
FTSE/Athex Banks	7	63	1,800
FTSE/Athex Large Cap	138	500	3,325
MSCI GREECE REBASED	0	0	103
Stock Futures	1,576	21,579	476,509
ADMIE (IPTO) HOLDING S.A. (CR)	23	205	24,040
AEGEAN AIRLINES (CR)	143	593	5,006
ALPHA SERVICES HOLD (CR)	183	6,923	201,868
AUTOHELLAS SA (CR)	0	0	80
AVAX S.A. (CR)	1	5	1,452
CC HBC AG (CR)	4	10	512
CENERGY HOLDINGS (CB)	30	151	4,811
ELLAKTOR (CR)	8	21	962
ELVALHALCOR (CR)	8	10	1,232
EUROBANK HOLDINGS (CR)	86	2,333	34,841
EYDAP S.A. (CR)	2	2	2,400
FOURLIS (CR)	3	5	833
GEK TERNA (CR)	8	27	6,055
HELLENIC EXCHANGES-A.S.E. (CR)	10	75	8,410
HELLENIQ ENERGY (CR)	4	12	1,370
INTRACOM HOLDINGS (CR)	9	13	4,505
INTRAKAT (CR)	90	984	7,379
JUMBO SA (CR)	36	96	726
LAMDA DEVELOPMENT SA (CR)	2	8	5,831
MIG (CR)	4	7	52
MOTOR OIL (CR)	14	64	1,113
MYTILINEOS (CR)	113	224	3,127
NATIONAL BANK (CR)	333	3,228	23,117
OPAP (CR)	27	119	1,649
OPTIMA BANK (CR)	0	0	10
OTE (CR)	34	156	6,854
P.P.A. S.A. (CR)	0	0	207
PIRAEUS FINANCIAL HOLD (CR)	236	5,450	84,485
PPC (CR)	99	638	22,107
QUEST HOLDINGS (CR)	0	0	110
TERNA ENERGY (CR)	34	95	15,112
TITAN CEMENT (CB)	5	11	1,028
VIOHALCO SA/NV (CB)	27	114	5,225
Index Options	13	74	1,443
FTSE/Athex Large Cap	13	74	1,443
Stock Options	7	320	1,733
ALPHA SERVICES HOLD (CR)	0	0	0
NATIONAL BANK (CR)	7	320	1,468
OPAP (CR)	0	0	179
OTE (CR)	0	0	17
PIRAEUS FINANCIAL HOLD (CR)	0	0	4
PPC (CR)	0	0	65
Total Derivatives Traded	1,741	22,536	484,913

Number of Outstanding Securities	Nominal Value	Dividends [1]			Date of Last Coupon		Note	Shares	Closing price	% change	Previous closing price/date	Open price	Price min	Price max	Last price	Avg price	Last Bid [7]	Last Ask [7]	P/E after tax	Year	Volume	Trades	Transactions Value[8]	Company Mkt Value (thou. €)	Year low	Year high	Sector[4]
		2020	2021	2022	Dividend [2]	Right																					
7,085,888	1.59	---	---	---	02/07/1996	06/09/2010	5216	ELVIEMEK (CR)	2.6	---	2.6	30/09/2019	---	---	---	---	---	---	---	---	---	---	---	18,423.31	2.6	2.6	35101010
7,125,216	0.650	---	---	---	01/07/2005	14/12/1999	4955	KRE.KA SA (CR)	0.28	---	0.28	06/04/2023	---	---	---	---	---	---	---	---	---	---	---	1,995.06	0.17	0.43	45102010
7,734,375	1.00	---	---	---	09/07/2007	07/01/2011	5277	LIVANIS SA (CR)	0.125	---	0.125	28/04/2023	---	---	---	---	---	---	---	---	---	---	---	966.80	0.12	0.18	40301030

Shares' Notes

Code	Note text
()	- Adjusted dividends.
*	- Last adjusted closing price.
[1]	- Net dividends.
[2]	- The "Date of Last Coupon" for New listings refers to the date company's stocks started to trade in Athex
[3]	- The Company Market Value is referred to the number of outstanding shares
[4]	- Sectors codification can be found in Appendix A
[5]	- The Market Value refers to the total number of shares listed (including their several classes) in the exchange by the company.
[6]	- P/E greater than 100
[7]	- Last view of the Order Book before the end of the trading session
[8]	- All Blocks Methods' Transactions Value are included.
4750	- Transfer to the Under Surveillance Category from 8/4/2011.
4955	- Transfer to the Surveillance Category as from 5/4/2013.
4957	- Transfer to the Surveillance Category as from 5/4/2013.
4958	- Transfer to the Surveillance Category as from 5/4/2013.
4959	- Transfer to the Surveillance Category as from 5/4/2013.
5093	- Transfer to the Surveillance Category as of 8/4/2015.
5141	- Transfer to the Surveillance Category as of 10/05/2017.
5160	- Transfer to the Surveillance Category as of 15/04/2016.
5165	- Transfer to the Surveillance Category as of 15/02/2018.
5179	- Suspension of trading as of 25/05/2018.
5193	- Transfer to the Surveillance Category as of 25/10/2018.
5197	- Transfer to the Surveillance Category as of 07/11/2018.
5216	- Suspension of trading as of 01/10/2019.
5232	- Transfer to the Under Surveillance Category from 08/04/2011.
5233	- Suspension of trading as of 13/05/2020.
5248	- Transfer to the Surveillance Category as of 06/09/20116.
5253	- Transfer to the Surveillance Category as of 14/5/2021.
5275	- Transfer to the Surveillance Category as of 09/07/2020.
5277	- Suspension of trading as of 02/05/2023.
5278	- Suspension of trading as of 03/05/2023.

Securities Blocks Details

Securities	Block Volume	Price	Block Trade Value	Time of approval	Note
EUROBANK HOLDINGS (CR)	682,716	1.54	1,047,969.06	10:49:17	20
INTRAKAT (CR)	30,000	3.48	104,400.00	11:25:34	20
INTRAKAT (CR)	30,000	3.48	104,400.00	11:26:05	20
INTRAKAT (CR)	30,000	3.48	104,400.00	11:26:30	20
JUMBO SA (CR)	19,500	26.84	523,380.00	15:17:36	20
CENERGY HOLDINGS (CB)	37,965	6.61	250,948.65	15:46:12	20
OPAP (CR)	25,000	15.37	384,250.00	16:34:42	20
EUROBANK HOLDINGS (CR)	814,485	1.55	1,260,008.30	17:12:18	20

Blocks Notes

9 - Method 6-1 / Special Fees

10 - Method 6-1 / Special Fees, SDS

14 - Method 6-3 / Settlement, Incomplete Buy and Sell

18 - Method 6-2 / SPOT 1

19 - Method 6-2 / SPOT 2

20 - Method 6-1 and Method 6-1 Same Day Settlement

21 - Other Pre-agreed

Shares Rights Details

Occurred date	Exercise from	Exercise until	Trading until	Rights	Price min	Price max	Closing price	Last Bid	Last Ask	Volume	Trades	Transactions Value
---------------	---------------	----------------	---------------	---------------	-----------	-----------	---------------	----------	----------	--------	--------	--------------------

No Rights Transactions.

Forced Sales Details

Securities	Category of Security	Transactions Volume	Number of Trades	Transactions Value	Note
NATIONAL BANK (CR)	Stocks	7	1	38.50	1
OPAP (CR)	Stocks	3,200	6	48,960.00	1

Forced Sales Notes

- 1 - Compulsory Public Forced Sales
- 2 - Forced Sales of Fixed Registered Shares
- 3 - Forced Sales of Remaining Fractional Shares

Exchange Traded Funds (ETFs) Characteristics

	Transactions Date (T)	Creation / Redemption	Units (T-1)	New Units (T-1)	Redemption Units (T-1)	Units (T) [1]	Fund Assets [2]	Net Unit Price	Dividend per Unit	Dividend Date
ALPHA ETF FTSE Athex Large Cap	07/11/2023	5,000	924,675	---	---	924,675	28,167,950.00	30.4625	0.62	03/07/2023

ETFs Notes

[1] - Units (T) = Units (T-1) + New Units (T-1) - Redemption Units (T-1)

[2] - The Creation / Redemption Units of T-1 are included.

Non Convertible Corporate Bonds - Regulated Market

Num Listed Bonds	Nominal price	Issue price	Today's Rate	Exp. Date	Duration (years)	Note	Coupon		Trading Unit	Corporate Bonds	Accrued Int.	Yield.T.Mat	Price min	Price max	Closing price	Previous closing price/date	Volume	Transactions Value	Last order		ear min	Year max		
							Common	Preferred											Price	Buy / Sell			Date	
100,000	1,000.00	1,000.00	2.80	25/01/2027	5	---	4	---	1	PREMIA S.A. (Non Convertible)	8.3222	6.1680	90.0000	90.0000	90.0000	91.1000	03/11/2023	1,000	908.32	90.0000	B	37/11/2023	87.6862	95.9899
320,000	1,000.00	1,000.00	3.40	21/07/2027	7	---	7	---	1	LAMDA DEVELOPMENT S.A. (Non Convertible)	10.4833	5.4090	91.5258	92.9000	91.8100	92.6330	06/11/2023	30,000	27,881.59	91.1000	B	37/11/2023	90.2000	95.5000
200,000	1,000.00	1,000.00	2.10	27/10/2027	7	---	7	---	1	O.P.A.P. S.A. (Non Convertible)	0.7583	4.2240	91.7500	91.7500	91.7500	91.8000	06/11/2023	1,000	918.26	90.1276	B	37/11/2023	89.2745	95.4000
200,000	1,000.00	1,000.00	1.90	23/03/2028	7	---	6	---	1	MOTOR OIL CORINTH REFINERIES SA (Non Convertible)	2.3750	4.1850	90.5000	90.9000	90.6515	90.7000	06/11/2023	33,000	29,993.38	90.7000	B	37/11/2023	87.5500	92.6000
100,000	1,000.00	1,000.00	2.70	25/05/2026	5	---	5	---	1	COSTAMARE PARTICIPATIONS PLC (Non Convertible)	12.6000	4.3030	95.6000	95.6000	95.6000	95.6000	06/11/2023	1,000	968.60	95.0000	B	37/11/2023	92.6000	97.0000
300,000	1,000.00	1,000.00	2.30	20/07/2028	7	---	5	---	1	PRODEA REIC S.A.(Non Convertible)	7.1556	5.6770	86.0000	86.4000	86.1813	86.1600	06/11/2023	37,000	32,116.76	85.8000	B	37/11/2023	82.0100	89.1000
150,000	1,000.00	1,000.00	2.65	22/10/2026	5	---	5	---	1	CPLP SHIPPING HOLDINGS PLC (Non Convertible)	1.2514	4.6740	94.0000	94.0000	94.0000	93.7000	06/11/2023	1,000	941.25	93.1000	B	37/11/2023	92.4500	96.0000
250,000	1,000.00	1,000.00	2.45	16/11/2028	7	---	4	---	1	ELVALHALCOR S.A. (Non Convertible)	12.0458	5.3040	87.0000	87.8287	87.5000	87.3250	06/11/2023	48,000	42,466.23	86.8000	B	37/11/2023	84.0000	92.0000
500,000	1,000.00	1,000.00	2.75	03/07/2027	7	---	7	---	1	GEK TERNA S.A. (Non Convertible)	9.8542	5.2900	90.6000	90.7000	90.6000	90.7000	06/11/2023	26,000	23,820.71	90.5000	B	37/11/2023	86.8000	94.4535
300,000	1,000.00	1,000.00	2.30	14/12/2028	7	---	4	---	1	GEK TERNA S.A. (Non Convertible)	9.4556	5.2220	87.0000	87.4000	87.1500	87.0000	06/11/2023	12,000	10,571.47	86.3000	B	37/11/2023	80.0010	90.3500
120,000	1,000.00	1,000.00	3.95	04/04/2025	7	---	12	---	1	GEK TERNA S.A. (Non Convertible)	3.9500	4.2150	98.0000	98.7000	98.3704	98.0000	03/11/2023	106,000	104,691.30	98.1000	B	37/11/2023	97.5523	100.5000
500,000	1,000.00	1,000.00	4.00	10/07/2030	7	---	1	---	1	MYTILINEOS S.A. (Non Convertible)	13.5556	4.2480	98.3000	98.9000	98.4000	98.9000	06/11/2023	214,000	214,087.98	98.4000	B	37/11/2023	98.3000	100.0700
175,000	1,000.00	1,000.00	3.40	26/07/2024	5	---	9	---	1	ATTICA HOLDINGS S.A. (Non Convertible)	10.0111	4.0590	98.6100	99.1099	99.1099	99.0930	06/11/2023	5,000	4,985.55	98.6151	B	37/11/2023	96.6179	99.4500
100,000	1,000.00	1,000.00	2.95	11/02/2027	5	---	4	---	1	SAFE BULKERS PARTICIPATIONS PLC (Non Convertible)	7.3750	5.7650	91.0000	91.7000	91.3400	91.6100	06/11/2023	5,000	4,603.88	90.8000	B	37/11/2023	89.9269	97.9500
230,000	1,000.00	1,000.00	4.70	12/07/2029	7	---	3	---	1	LAMDA DEVELOPMENT S.A. (Non convertible)	15.6667	4.8200	98.0001	98.3500	98.0889	98.6000	06/11/2023	29,000	28,940.34	97.8000	B	37/11/2023	94.9889	101.0000
100,000	1,000.00	1,000.00	4.40	26/07/2029	7	---	3	---	1	CPLP SHIPPING HOLDINGS PLC (Non Convertible)	12.9556	4.7860	97.0000	97.0000	97.0000	95.8890	06/11/2023	1,000	982.96	96.1000	B	37/11/2023	94.9625	100.8000
200,000	1,000.00	1,000.00	3.60	12/03/2026	7	---	10	---	1	AEGEAN AIRLINES S.A. (Non Convertible)	5.8000	4.2640	97.0000	97.0000	97.0000	96.2000	06/11/2023	10,000	9,758.00	95.8000	B	37/11/2023	95.1109	98.9000
150,000	1,000.00	1,000.00	2.60	22/10/2026	7	---	9	---	1	TERNA ENERGY FINANCE S.A. (Non Convertible)	1.2278	4.7630	---	---	---	92.9880	06/11/2023	---	---	92.0000	B	37/11/2023	90.4543	95.7400

Corporate Bonds Notes

Transactions Volume = (Pieces) * (Nominal Price). Transactions Value = (Pieces) * (Nominal Price) * (price %) + (Accrued interest).

The price of a Bond is stated as a percentage (%) of Bond's Nominal Price.

Nominal Price in Euros (€), except if it is noted differently.

Non Convertible Corporate Bonds - Regulated Market

Num Listed Bonds	Nominal price	Issue price	Today's Rate	Exp. Date	Duration (years)	Note	Coupon		Trading Unit	Corporate Bonds	Accrued Int.	Yield.T.Mat	Price min	Price max	Closing price	Previous closing price/date	Volume	Transactions Value	Last order			ear min	Year max	
							Common	Preferred											Price	Buy / Sell	Date			
120,000	1,000.00	1,000.00	2.65	06/12/2028	7	---	4	---	1	NOVAL PROPERTY REIC (Non Convertible)	11.4833	5.2640	87.0001	88.3000	88.3000	88.0000	06/11/2023	31,000	27,653.82	87.0000	B	07/11/2023	83.8000	91.9500

Corporate Bonds Notes

Transactions Volume = (Pieces) * (Nominal Price). Transactions Value = (Pieces) * (Nominal Price) * (price %) + (Accrued interest).

The price of a Bond is stated as a percentage (%) of Bond's Nominal Price.

Nominal Price in Euros (€), except if it is noted differently.

Government Bonds

Number Listed Bonds	Nominal price	Today's Rate	Accrued Interest Calc	Exp. Date [1]	Duration (years)	Note	Coupons Date	Curr. coupon value	Trading Unit	Government Bonds	Price min	Price max	Closing price	Previous closing price/date	Volume	Transactions Value	Price	Last order Buy / Sell	Date
4,500,000	1,000.00	1.88	Actual/Actual	04/02/2035	15	---	04/02	1.88	1	GGB-FXD-040235-15Y-1.875-1.000	---	---	---	---	---	---	---	---	---
1,805,793	1,000.00	3.45	Actual/Actual	02/04/2024	5	---	02/04	3.45	1	GGB-FXD-020424-05Y-3.450-1.000	---	---	---	---	---	---	---	---	---
6,000,000	1,000.00	0.75	Actual/Actual	18/06/2031	10	---	18/06	0.75	1	GGB-FXD-180631-10Y-0.750-1.000	---	---	---	---	---	---	---	---	---
2,900,000	1,000.00	3.88	Actual/Actual	15/06/2028	5	---	15/06	3.88	1	GGB-FXD-150628-05Y-3.875-1.000	---	---	---	---	---	---	---	---	---
5,962,747,327	1.00	3.75	Actual/Actual	30/01/2028	10	---	/02 - 01/02 - 31/	3.75	1	GGB-FXD-300128-10Y-3.750-1.00	---	---	---	85.4610 13/07/2018	---	---	1.0000	B	28/11/2018
7,067,309,386	1.00	3.90	Actual/Actual	30/01/2033	15	---	/02 - 01/02 - 31/	3.90	1	GGB-FXD-300133-15Y-3.900-1.00	---	---	---	78.6730 13/07/2018	---	---	1.0000	B	28/11/2018
5,622,848,349	1.00	4.00	Actual/Actual	30/01/2037	19	---	/02 - 01/02 - 31/	4.00	1	GGB-FXD-300137-19Y-4.000-1.00	---	---	---	77.0370 13/07/2018	---	---	1.0000	B	28/11/2018
5,476,770,669	1.00	4.20	Actual/Actual	30/01/2042	24	---	/02 - 01/02 - 31/	4.20	1	GGB-FXD-300142-24Y-4.200-1.00	---	---	---	77.7640 13/07/2018	---	---	1.0000	B	28/11/2018
48,794,718	1.00	4.30	Actual/Actual	24/02/2024	12	---	24/02	4.30	1	GGB-FXD-240224-12Y-2.000-1.00	---	---	---	10.0000 22/06/2015	---	---	---	---	---
40,248,141	1.00	4.30	Actual/Actual	24/02/2025	13	---	24/02	4.30	1	GGB-FXD-240225-13Y-2.000-1.00	---	---	---	10.0000 22/06/2015	---	---	---	---	---
59,586,043	1.00	4.30	Actual/Actual	24/02/2026	14	---	24/02	4.30	1	GGB-FXD-240226-14Y-2.000-1.00	---	---	---	10.0000 22/06/2015	---	---	---	---	---
41,118,344	1.00	4.30	Actual/Actual	24/02/2027	15	---	24/02	4.30	1	GGB-FXD-240227-15Y-2.000-1.00	---	---	---	10.0000 22/06/2015	---	---	---	---	---
45,137,734	1.00	4.30	Actual/Actual	24/02/2028	16	---	24/02	4.30	1	GGB-FXD-240228-16Y-2.000-1.00	---	---	---	10.0000 22/06/2015	---	---	---	---	---
61,768,888	1.00	4.30	Actual/Actual	24/02/2029	17	---	24/02	4.30	1	GGB-FXD-240229-17Y-2.000-1.00	---	---	---	10.0000 22/06/2015	---	---	---	---	---
54,567,744	1.00	4.30	Actual/Actual	24/02/2030	18	---	24/02	4.30	1	GGB-FXD-240230-18Y-2.000-1.00	---	---	---	10.0000 22/06/2015	---	---	---	---	---
37,541,515	1.00	4.30	Actual/Actual	24/02/2031	19	---	24/02	4.30	1	GGB-FXD-240231-19Y-2.000-1.00	---	---	---	10.0000 22/06/2015	---	---	---	---	---
37,558,317	1.00	4.30	Actual/Actual	24/02/2032	20	---	24/02	4.30	1	GGB-FXD-240232-20Y-2.000-1.00	---	---	---	10.0000 22/06/2015	---	---	---	---	---
37,473,732	1.00	4.30	Actual/Actual	24/02/2033	21	---	24/02	4.30	1	GGB-FXD-240233-21Y-2.000-1.00	---	---	---	10.0000 22/06/2015	---	---	---	---	---
33,888,293	1.00	4.30	Actual/Actual	24/02/2034	22	---	24/02	4.30	1	GGB-FXD-240234-22Y-2.000-1.00	---	---	---	10.0000 22/06/2015	---	---	---	---	---
35,177,800	1.00	4.30	Actual/Actual	24/02/2035	23	---	24/02	4.30	1	GGB-FXD-240235-23Y-2.000-1.00	---	---	---	10.0000 22/06/2015	---	---	---	---	---
35,547,268	1.00	4.30	Actual/Actual	24/02/2036	24	---	24/02	4.30	1	GGB-FXD-240236-24Y-2.000-1.00	---	---	---	10.0000 22/06/2015	---	---	---	---	---
40,246,306	1.00	4.30	Actual/Actual	24/02/2037	25	---	24/02	4.30	1	GGB-FXD-240237-25Y-2.000-1.00	---	---	---	10.0000 22/06/2015	---	---	---	---	---
37,643,952	1.00	4.30	Actual/Actual	24/02/2038	26	---	24/02	4.30	1	GGB-FXD-240238-26Y-2.000-1.00	---	---	---	10.0000 22/06/2015	---	---	---	---	---
36,977,100	1.00	4.30	Actual/Actual	24/02/2039	27	---	24/02	4.30	1	GGB-FXD-240239-27Y-2.000-1.00	---	---	---	10.0000 22/06/2015	---	---	---	---	---
41,615,000	1.00	4.30	Actual/Actual	24/02/2040	28	---	24/02	4.30	1	GGB-FXD-240240-28Y-2.000-1.00	---	---	---	10.0000 22/06/2015	---	---	---	---	---
42,227,208	1.00	4.30	Actual/Actual	24/02/2041	29	---	24/02	4.30	1	GGB-FXD-240241-29Y-2.000-1.00	---	---	---	10.0000 22/06/2015	---	---	---	---	---
68,288,487	1.00	4.30	Actual/Actual	24/02/2042	30	---	24/02	4.30	1	GGB-FXD-240242-30Y-2.000-1.00	---	---	---	10.0000 22/06/2015	---	---	---	---	---
4,000,000	1,000.00	3.88	Actual/Actual	12/03/2029	10	---	12/03	3.88	1	GGB-FXD-120329-10Y-3.875-1.000	---	---	---	---	---	---	100.0000	B	15/10/2019
4,500,000	1,000.00	0.00	Actual/Actual	12/02/2026	5	---	12/02	0.00	1	GGB-FXD-120226-05Y-0.000-1.000	---	---	---	---	---	---	---	---	---
2,209,163	1,000.00	3.38	Actual/Actual	15/02/2025	7	---	15/02	3.38	1	GGB-FXD-150225-07Y-3.375-1.000	---	---	---	---	---	---	---	---	---
964,000	1,000.00	3.25	Actual/Actual	20/03/2025	6	---	20/03	3.25	1	GGB-FXD-200325-06Y-3.250-1.000	---	---	---	---	---	---	---	---	---
2,100,000	1,000.00	3.55	Actual/Actual	20/03/2026	7	---	20/03	3.55	1	GGB-FXD-200326-07Y-3.550-1.000	---	---	---	---	---	---	---	---	---
5,500,000	1,000.00	1.50	Actual/Actual	18/06/2030	10	---	18/06	1.50	1	GGB-FXD-180630-10Y-1.500-1.000	---	---	---	---	---	---	---	---	---
3,500,000	1,000.00	4.38	Actual/Actual	18/07/2038	15	---	18/07	4.38	1	GGB-FXD-180738-15Y-4.375-1.000	---	---	---	---	---	---	---	---	---

Government Bonds Notes

Transactions Volume = (Pieces) * (Nominal Price). Transactions Value = (Pieces) * (Nominal Price) * (price %) + (Accrued interest).

The Value of current coupon for the issues with NV 0.01 euro refers to NV 100 euros

FLR: Floating Interest Rate.

[1] - The Expiration Date of the interest bearing period and the Date for coupon payment.

Government Bonds

Number Listed Bonds	Nominal price	Today's Rate	Accrued Interest Calc	Exp. Date [1]	Duration (years)	Note	Coupons Date	Curr. coupon value	Trading Unit	Government Bonds	Price min	Price max	Closing price	Previous closing price/date	Volume	Transactions Value	Price	Last order Buy / Sell	Date
40,000	1,000.00	4.67	FLR	Actual/360	18/09/2024	1	---	18/09 - 19/03	---	1	GGB-FLT-180924-01Y-4.670-1.000	---	---	---	---	---	---	---	---
5,364,250	1,000.00	3.25		Actual/Actual	20/03/2050	30	---	20/03	3.25	1	GGB-FXD-200350-30Y-3.250-1.000	---	---	---	---	---	---	---	---
3,924,361	1,000.00	2.00		Actual/Actual	22/04/2027	7	---	22/04	2.00	1	GGB-FXD-220427-07Y-2.000-1.000	---	---	---	---	---	99.9000	B	22/04/2020
2,500,000	1,000.00	1.88		Actual/Actual	23/07/2026	7	---	23/07	1.88	1	GGB-FXD-230726-07Y-1.875-1.000	---	---	---	---	---	---	---	---
4,500,000	1,000.00	4.25		Actual/Actual	15/06/2033	10	---	15/06	4.25	1	GGB-FXD-150633-10Y-4.250-1.000	---	---	---	---	---	---	---	---
3,500,000	1,000.00	1.88		Actual/Actual	24/01/2052	30	---	24/01	1.88	1	GGB-FXD-240152-30Y-1.875-1.000	---	---	---	---	---	---	---	---
3,700,000	1,000.00	1.75		Actual/Actual	18/06/2032	10	---	18/06	1.75	1	GGB-FXD-180632-10Y-1.750-1.000	---	---	---	---	---	---	---	---
2,200,000	1,000.00	1.13	FLR	Actual/360	15/12/2027	5	---	- 15/12 - 15/03 -	---	1	GGB-FLT-151227-05Y-1.130-1.000	---	---	---	---	---	102.1600	B	30/12/2022

Government Bonds Notes

Transactions Volume = (Pieces) * (Nominal Price). Transactions Value = (Pieces) * (Nominal Price) * (price %) + (Accrued interest).

The Value of current coupon for the issues with NV 0.01 euro refers to NV 100 euros

FLR: Floating Interest Rate.

[1] - The Expiration Date of the interest bearing period and the Date for coupon payment.

Treasury Bills & Zero Coupon Government Bonds

Issue Date	13-Week Maturity									26-Week Maturity									52-Week Maturity								
	Exp. Date	Initial Rate	Num Listed Bonds	Nominal price	Issue price	Last Trade Price	Last Trade Date	Volume Traded	Note	Exp. Date	Initial Rate	Num Listed Bonds	Nominal price	Issue price	Last Trade Price	Last Trade Date	Volume Traded	Note	Exp. Date	Initial Rate	Num Listed Bonds	Nominal price	Issue price	Last Trade Price	Last Trade Date	Volume Traded	Note
09/12/2022	---	---	---	---	---	---	---	---	---	---	---	---	---	---	---	---	---	---	08/12/2023	2.73	600,000	1,000.00	973.10	---	---	---	---
10/03/2023	---	---	---	---	---	---	---	---	---	---	---	---	---	---	---	---	---	---	08/03/2024	3.75	1,000,000	1,000.00	963.46	---	---	---	---
09/06/2023	---	---	---	---	---	---	---	---	---	---	---	---	---	---	---	---	---	---	07/06/2024	3.84	1,600,000	1,000.00	962.60	---	---	---	---
08/09/2023	---	---	---	---	---	---	---	---	---	---	---	---	---	---	---	---	---	---	06/09/2024	3.81	812,500	1,000.00	962.90	---	---	---	---

Bonds in Circulation	Currency / Min nominal traded Value	Coupons Payment Date	Current Coupon Value	Note	Coupon	Trading Unit	Issue Date	Duration (years)	Today's Interest	A.I.C in days	Bonds	Last price of previous days		Last Outcry in Cash (euro)		Trades in Pieces	Life min	Life Max	
												Price	Buy / Sell	Price	Buy / Sell				
Corporate Bonds in Foreign Currency and Euro																			
103,746	GBP / 10	01/12	0.25	---	64	1	01/12/1930	98	2.5	360	National Mortgage Bank	2.27	05/02/1996	2.27	S	05/02/1996	---	2.27	2.27
0	GBP / 10	01/12	0.25	---	66	1	01/12/1928	100	2.5	360	National Mortgage Bank	---	---	---	---	---	---	---	---

Government Bonds Notes

A.I.C: Accrued Interest Calculation base.

FLR: Floating Interest Rate.

The minimum tradeable Nominal Value for all Demeterialised Government Titles is 100 Euros.

(μφρ-0)

Athex & ATHEXClear Members List

Member Name				Stock Market			Derivatives Market		ATHEXClear Member	
	Address	Phone	Fax	Market Member	Remote Member	Market Maker	Proprietary	Market Maker	General Clearing	Direct Clearing
A. SARRIS SECURITIES S.A.				a						
6, ΔΡΑΓΑΤΣΑΝΙΟΥ 6 ΑΘΗΝΑ	2103367700									
AEONIC SECURITIES C.I.F. P.L.C.				a						
, ΛΑΪΟΥ 6, ΓΡ. 301B, ANNA COURT	35725337600									
ALPHA BANK S.A.									a	
, ΣΤΑΔΙΟΥ 40 ΑΘΗΝΑ	2103260000									
ALPHA FINANCE INVESTMENT SERVICES SINGLE MEMBER SA				a		a	a	a		a
5, ΠΑΝΕΠΙΣΤΗΜΙΟΥ 45 ΑΘΗΝΑ	2103677400									
ARGUS STOCKBROKERS LTD				a	a		a			
25, 25 ΛΕΩΦΟΡΟΣ ΔΗΜΟΣΘΕΝΗ ΣΕΒΕΡΗ	0035722717000									
ATLANTIC SECURITIES LTD				a	a					
37, ΠΡΟΔΡΟΜΟΥ 37	0035722445400									
AXON SECURITIES S.A.				a			a			
48, ΣΤΑΔΙΟΥ 48 ΑΘΗΝΑ	2103363800									
BETA SECURITIES S.A.				a		a	a			a
29, Λ. ΑΛΕΞΑΝΔΡΑΣ 29 ΑΘΗΝΑ	2106478930									
BNP PARIBAS S.A.									a	
, ΛΑΜΨΑΚΟΥ 2 ΑΘΗΝΑ	2107468525									
BOFA SECURITIES EUROPE SA				a	a					
, 112 AVENUE KL'BER 75116	+33 153655555									
CAPITAL SECURITIES S.A.				a			a			
58, ΜΗΤΡΟΠΟΛΕΩΣ 58 ΑΘΗΝΑ	2103369700									
CITIGROUP GLOBAL MARKETS EUROPE AG				a	a					
16, REUTERWEG 16	+49 691366-0									
CITIGROUP GLOBAL MARKETS LIMITED				a						
1, 33 CANADA SQUARE -CANARY WHARF	+44 02079864000									
CREDIT SUISSE BANK (EUROPE), S.A.				a	a					
, CALLE AYALA 42, 3A PLANTA-B MADRID	+34917916000									
CREDIT SUISSE SECURITIES (EUROPE) LIMITED				a						
1, ONE CABOT SQUARE LONDON	+44 2078888888									
CYCLOS SECURITIES S.A.				a			a			
39, ΧΑΡΙΛΑΟΥ ΤΡΙΚΟΥΠΗ 6-8-10 ΑΘΗΝΑ	2103364300									
DEUTSCHE BANK S.A.					a					
1, GREAT WINCHESTER STREET LONDON	+44 20 754 54209	00441133361437								
EUROBANK EQUITIES INVESTMENT FIRM SINGLE MEMBER SA				a		a	a	a		a
, ΦΙΛΕΛΛΗΝΩΝ 10 & ΞΕΝΟΦΩΝΤΟΣ 13 ΑΘΗΝΑ	2103720425									
EUROBANK S.A.									a	
, ΟΘΩΝΟΣ 8 ΑΘΗΝΑ	2144043907									
EUROCORP INVESTMENT SERVICES S.A.				a			a			a
14, ΠΛ.ΦΙΛΙΚΗΣ ΕΤΑΙΡΕΙΑΣ 14 ΑΘΗΝΑ	2107263600									
EUOTRUST INVESTMENT FIRM SA				a						
113, ΣΕΒΑΣΤΟΥΠΟΛΕΩΣ 113 ΑΘΗΝΑ	2103363100									
EUROXX SECURITIES S.A.				a		a	a	a		a
7, ΠΑΛΕΟΛΟΓΟΥ CHALANDRI	+30 2106879400	210-6879401								
7, ΠΑΛΑΙΟΛΟΓΟΥ CHALANDRI	(210)-6879400	(210)-6879401								
FREEDOM FINANCE EUROPE LTD				a	a					
, ΧΡΙΣΤΑΚΗ ΚΡΑΝΟΥ 20	035725257786									
G. A. PERVANAS SECURITIES- INVESTMENT SERVICES S.A.				a						
7-9, ΣΟΦΟΚΛΕΟΥΣ 7-9 ΑΘΗΝΑ	2103727200									
GLOBAL CAPITAL SECURITIES & FINANCIAL SERVICES LTD				a	a					
50, ΛΑΡΧΙΕΠΙΣΚΟΠΟΥ ΜΑΚΑΡΙΟΥ Γ50	0035722710710									
GREENPOST TRADING EUROPE LTD				a	a	a				
, ΚΙΜΟΝΟΣ 3, ACROPOLIS MANSIONS, 2ND FLOOR, FLAT/OFFICE 202	035722521389									
HELLENIC AMERICAN SECURITIES S.A.				a		a	a			a
27, ΑΝΔΡΕΑ ΠΑΠΑΝΔΡΕΟΥ 27 MAROUSI	2103311100									
HELLENIC BANK (INVESTMENTS) LTD					a					
, ΑΥΕ.ΚΥΡΙΑΚΟΥ MATSI 31 - PO BOX 24747 NICOSIA	+357 22500100	357 22500110								
HSBC CONTINENTAL EUROPE									a	
109-111, Λ.ΜΕΣΟΓΕΙΩΝ 109-111	2106960000									
INDEX SECURITIES S.A.				a						
6, ΔΡΑΓΑΤΣΑΝΙΟΥ 6 ΑΘΗΝΑ	2103213920									
J. CHR. MAVRIKIS SECURITIES S.A.				a						
5, ΣΟΦΟΚΛΕΟΥΣ 5 ΑΘΗΝΑ	2103216730									

Athex & ATHEXClear Members List

Member Name				Stock Market			Derivatives Market		ATHEXClear Member	
	Address	Phone	Fax	Market Member	Remote Member	Market Maker	Proprietary	Market Maker	General Clearing	Direct Clearing
KAPPA SECURITIES S.A.				a			a			
15, ΒΑΛΑΩΡΙΤΟΥ 15 ΑΘΗΝΑ	2103678600									
KARAMANOF SECURITIES & INVESTMENT SERVICES S.A.				a						
2, ΠΛ.ΑΓ.ΘΕΟΔΩΡΩΝ 2 ΑΘΗΝΑ	2103212947									
LAIKI FINANCIAL SERVICES LTD					a					
26, AVE. VYRONOS NICOSIA	357 22367367	357 22718567								
LEON DEPOLAS SECURITIES S.A.				a		a	a			
1, ΧΡΗΣΤΟΥ ΛΑΔΑ 1 ΑΘΗΝΑ	2103213276 -28									
MEGA EQUITY SECURITIES & FINANCIAL SERVICES PUBLIC LTD				a	a		a			
42-44, ΛΕΩΦ.ΓΡΙΒΑ ΔΙΓΕΝΗ 42-44	0035722711711									
MERIT SECURITIES S.A				a		a	a			a
5, ΣΟΦΟΚΛΕΟΥΣ 5 ΑΘΗΝΑ	2103671880									
MERRILL LYNCH INTERNATIONAL				a						
2, 2 KING EDWARD STREET LONDON	+44 20276281000									
N. CHRYSOCHOIDIS SECURITIES S.A.				a			a			a
7-9, ΣΟΦΟΚΛΕΟΥΣ 7-9 ΑΘΗΝΑ	2103213913									
NATIONAL BANK OF GREECE S.A.				a		a	a		a	
86, ΑΙΟΛΟΥ ΣΤΡ. ΑΘΗΝΑ	(210)-3341000	(210)-3228187								
68, ΑΚΑΔΙΜΙΑΣ ΣΤΡ. ΑΘΗΝΑ	(210)-3328817	(210)-3328678								
NATIONAL SECURITIES SINGLE MEMBER SA				a		a	a	a		
66, ΛΕΩΦΟΡΟΣ ΑΘΗΝΩΝ 128-132 & ΙΦΙΓΕΝΙΑΣ ΑΘΗΝΑ	2103328784									
NUNTIUS BROKERAGE AND INVESTMENT SERVICES S.A				a						
6, ΔΡΑΓΑΤΣΑΝΙΟΥ 6 ΑΘΗΝΑ	2103350599									
ONE PLUS CAPITAL LIMITED				a	a					
, 75 PRODROMOU AVENUE NICOSIA 1307	35722873760									
OPTIMA BANK S.A.				a		a	a	a	a	
, ΑΙΓΙΑΛΕΙΑΣ 32 & ΠΑΡΑΔΕΙΣΟΥ ΜΑΡΟΥΣΙ	210 8173000									
PANCRETA BANK S.A									a	
, ΙΚΑΡΟΥ 5	2810338746									
PANTELAKIS SECURITIES S.A.				a		a	a	a		
57, ΕΘΝΙΚΗΣ ΑΝΤΙΣΤΑΣΕΩΣ 57, ΚΤΙΠΙΟ Β CHALANDRI	2106965000								a	
PIRAEUS BANK S.A.				a			a			
, ΑΜΕΡΙΚΗΣ 4 ΑΘΗΝΑ	2103335000									
PIRAEUS SECURITIES S. A.				a		a	a	a		a
10, ΣΤΑΔΙΟΥ 10 ΑΘΗΝΑ	2103354100									
PROCHOICE SECURITIES LTD				a	a					
57, ΛΕΩΦ.ΣΠΥΡΟΥ ΚΥΠΡΙΑΝΟΥ 57, ΑΚΙΝΗΤΑ Φ	035724661192									
SHARELINK SECURITIES & FINANCIAL SERVICES LTD				a			a			
6, HOUSE-ΘΕΟΤΟΚΗ 6 ΜΕΓΑΡΟ ΕΛΜΗΝΑ	+357 22554200									
SOCIETE GENERALE S.A.				a	a		a			
, 17 COURS VALMY, CEDEX	+157290504									
SOLIDUS SECURITIES S.A				a			a			a
64, ΛΟΥΙΖΗΣ ΠΙΑΝΚΟΥΡ 64 ΑΘΗΝΑ	2106900600									
ST. EM. LAVRENTAKIS SECURITIES S.A.				a			a			
7-9, ΣΟΦΟΚΛΕΟΥΣ 7-9 ΑΘΗΝΑ	2103213336									
THE CYPRUS INVESTMENT & SECURITIES CORPORATION LTD				a	a					
154, 1 AG. PROKOPIΟΥ & POSIDONOS 1ST FLOOR	0035722121700									
UBS EUROPE SE				a	a					
, OPERNTURM, BOCKENHEIMER LANDSTRASSE 2-4	496921790									
UBS LIMITED					a					
1, FINSBURY AVENUE LONDON	+44 2075687135									

List of Stocks under Market Making operations

Securities	Market Maker	Start Market Making	Stock Category	Suspension Status
MLS MULTIMEDIA SA (CR)				
	PIRAEUS SECURITIES S. A.	01/08/2019		
ALPHA ETF FTSE Athex Large Cap			Exchange Traded Funds (ETFs)	
	ALPHA FINANCE INVESTMENT SERVICES SINGLE MEMBER SA	02/01/1900		
	NATIONAL SECURITIES SINGLE MEMBER SA	02/01/1900		
ADMIE (IPTO) HOLDING S.A. (CR)			Main Market	
	EUROBANK EQUITIES INVESTMENT FIRM SINGLE MEMBER SA	24/05/2021		
	HELLENIC AMERICAN SECURITIES S.A.	09/03/2020		
	PIRAEUS SECURITIES S. A.	29/06/2017		
AEGEAN AIRLINES (CR)			Main Market	
	EUROBANK EQUITIES INVESTMENT FIRM SINGLE MEMBER SA	22/09/2020		
ALPHA SERVICES HOLD (CR)			Main Market	
	ALPHA FINANCE INVESTMENT SERVICES SINGLE MEMBER SA	29/02/2016		
	EUROBANK EQUITIES INVESTMENT FIRM SINGLE MEMBER SA	22/10/2006		
	GREENPOST TRADING EUROPE LTD	12/06/2023		
	HELLENIC AMERICAN SECURITIES S.A.	25/07/2014		
	LEON DEPOLAS SECURITIES S.A.	04/01/2016		
	MERIT SECURITIES S.A	03/09/2012		
	NATIONAL SECURITIES SINGLE MEMBER SA	02/01/1900		
	PIRAEUS SECURITIES S. A.	28/05/2009		
ALPHA TRUST (CR)			Main Market	
	EUROBANK EQUITIES INVESTMENT FIRM SINGLE MEMBER SA	06/02/2023		
	LEON DEPOLAS SECURITIES S.A.	04/01/2021		
ALUMIL (CR)			Main Market	
	PIRAEUS SECURITIES S. A.	31/07/2023		
ANDROMEDA SA (CR)			Main Market	
	BETA SECURITIES S.A.	15/02/2021		
	OPTIMA BANK S.A.	03/04/2023		
ATTICA BANK S.A. (CR)			Main Market	
	EUROXX SECURITIES S.A.	22/01/2016		
	PIRAEUS SECURITIES S. A.	20/09/2017		
AUSTRIACARD (CB)			Main Market	
	BETA SECURITIES S.A.	23/03/2023		
	EUROBANK EQUITIES INVESTMENT FIRM SINGLE MEMBER SA	15/05/2023		
AUTOHELLAS SA (CR)			Main Market	
	ALPHA FINANCE INVESTMENT SERVICES SINGLE MEMBER SA	01/07/2019		
	EUROXX SECURITIES S.A.	02/07/2018		
AVAX S.A. (CR)			Main Market	
	EUROBANK EQUITIES INVESTMENT FIRM SINGLE MEMBER SA	14/12/2015		
	OPTIMA BANK S.A.	04/09/2023		
	PIRAEUS SECURITIES S. A.	01/02/2021		
AVE (CR)			Main Market	
	EUROXX SECURITIES S.A.	05/06/2020		
BRIO PROPERTIES (CR)			Main Market	
	EUROBANK EQUITIES INVESTMENT FIRM SINGLE MEMBER SA	09/09/2019		
	LEON DEPOLAS SECURITIES S.A.	22/02/2021		
CC HBC AG (CR)			Main Market	
	BETA SECURITIES S.A.	08/03/2021		
	NATIONAL SECURITIES SINGLE MEMBER SA	02/01/1900		
	PIRAEUS SECURITIES S. A.	04/05/2015		
CENERGY HOLDINGS (CB)			Main Market	
	ALPHA FINANCE INVESTMENT SERVICES SINGLE MEMBER SA	02/01/2016		
	EUROBANK EQUITIES INVESTMENT FIRM SINGLE MEMBER SA	02/01/2016		
	OPTIMA BANK S.A.	14/03/2022		
	PANTELAKIS SECURITIES S.A.	27/12/2022		
CNL CAPITAL (CR)			Main Market	
	MERIT SECURITIES S.A	01/10/2018		
DIMAND (CR)			Main Market	
	ALPHA FINANCE INVESTMENT SERVICES SINGLE MEMBER SA	08/08/2022		
	EUROBANK EQUITIES INVESTMENT FIRM SINGLE MEMBER SA	08/08/2022		
	PANTELAKIS SECURITIES S.A.	15/05/2023		
EKTER SA (CR)			Main Market	
	BETA SECURITIES S.A.	26/09/2022		
	EUROBANK EQUITIES INVESTMENT FIRM SINGLE MEMBER SA	16/10/2017		
	LEON DEPOLAS SECURITIES S.A.	21/05/2018		
ELASTRON (CR)			Main Market	
	LEON DEPOLAS SECURITIES S.A.	20/02/2017		

List of Stocks under Market Making operations

Securities	Stock Category
Market Maker	Start Market Making
ELLAKTOR (CR)	Main Market
ALPHA FINANCE INVESTMENT SERVICES SINGLE MEMBER SA	18/03/2019
EUROBANK EQUITIES INVESTMENT FIRM SINGLE MEMBER SA	01/06/2012
EUROXX SECURITIES S.A.	24/09/2018
NATIONAL SECURITIES SINGLE MEMBER SA	02/01/1900
PIRAEUS SECURITIES S. A.	22/10/2018
ELTON SA (CR)	Main Market
EUROBANK EQUITIES INVESTMENT FIRM SINGLE MEMBER SA	28/11/2022
OPTIMA BANK S.A.	30/01/2023
ELVALHALCOR (CR)	Main Market
ALPHA FINANCE INVESTMENT SERVICES SINGLE MEMBER SA	07/05/2018
BETA SECURITIES S.A.	09/01/2023
EUROBANK EQUITIES INVESTMENT FIRM SINGLE MEMBER SA	07/05/2018
ENTERSOFT (CR)	Main Market
ALPHA FINANCE INVESTMENT SERVICES SINGLE MEMBER SA	23/03/2023
EUROBANK EQUITIES INVESTMENT FIRM SINGLE MEMBER SA	22/06/2020
EUROBANK HOLDINGS (CR)	Main Market
ALPHA FINANCE INVESTMENT SERVICES SINGLE MEMBER SA	09/01/2006
EUROBANK EQUITIES INVESTMENT FIRM SINGLE MEMBER SA	01/06/2012
GREENPOST TRADING EUROPE LTD	12/06/2023
HELLENIC AMERICAN SECURITIES S.A.	25/07/2014
LEON DEPOLAS SECURITIES S.A.	30/11/2018
MERIT SECURITIES S.A	06/11/2017
NATIONAL SECURITIES SINGLE MEMBER SA	02/01/1900
PIRAEUS SECURITIES S. A.	28/09/2009
EUROCONSULTANTS S.A. (CR)	Main Market
OPTIMA BANK S.A.	01/02/2023
EYDAP S.A. (CR)	Main Market
ALPHA FINANCE INVESTMENT SERVICES SINGLE MEMBER SA	27/01/2020
EUROBANK EQUITIES INVESTMENT FIRM SINGLE MEMBER SA	10/06/2019
FOURLIS (CR)	Main Market
EUROBANK EQUITIES INVESTMENT FIRM SINGLE MEMBER SA	01/12/2016
PIRAEUS SECURITIES S. A.	06/03/2017
GEK TERNA (CR)	Main Market
BETA SECURITIES S.A.	08/03/2021
EUROBANK EQUITIES INVESTMENT FIRM SINGLE MEMBER SA	24/05/2021
PIRAEUS SECURITIES S. A.	29/08/2019
GR. SARANTIS S.A. (CR)	Main Market
BETA SECURITIES S.A.	14/05/2012
EUROBANK EQUITIES INVESTMENT FIRM SINGLE MEMBER SA	24/10/2016
HELLENIC EXCHANGES-A.S.E. (CR)	Main Market
HELLENIC AMERICAN SECURITIES S.A.	01/09/2014
NATIONAL SECURITIES SINGLE MEMBER SA	02/01/1900
PIRAEUS SECURITIES S. A.	04/05/2015
HELLENIQ ENERGY (CR)	Main Market
ALPHA FINANCE INVESTMENT SERVICES SINGLE MEMBER SA	07/11/2023
EUROBANK EQUITIES INVESTMENT FIRM SINGLE MEMBER SA	01/11/2023
HELLENIC AMERICAN SECURITIES S.A.	14/09/2015
PIRAEUS SECURITIES S. A.	20/03/2017
IDEAL HOLDINGS (CR)	Main Market
EUROBANK EQUITIES INVESTMENT FIRM SINGLE MEMBER SA	07/06/2021
PIRAEUS SECURITIES S. A.	07/06/2021
INTERCONTINENTAL (CR)	Main Market
LEON DEPOLAS SECURITIES S.A.	03/06/2019
INTERLIFE G.C.I.(CR)	Main Market
BETA SECURITIES S.A.	24/10/2022
INTERWOOD-XYLEMPORIA (CR)	Main Market
EUROBANK EQUITIES INVESTMENT FIRM SINGLE MEMBER SA	05/07/2021
PANTELAKIS SECURITIES S.A.	01/07/2021
INTRAKAT (CR)	Main Market
BETA SECURITIES S.A.	04/10/2021
PANTELAKIS SECURITIES S.A.	10/10/2022
JUMBO SA (CR)	Main Market
BETA SECURITIES S.A.	01/02/2021
EUROBANK EQUITIES INVESTMENT FIRM SINGLE MEMBER SA	25/05/2020
GREENPOST TRADING EUROPE LTD	12/06/2023
MERIT SECURITIES S.A	06/11/2017
PIRAEUS SECURITIES S. A.	06/03/2017

List of Stocks under Market Making operations

Securities	Stock Category
Market Maker	Start Market Making
KLOUKINAS - LAPPAS SA (CR)	Main Market
OPTIMA BANK S.A.	02/01/2023
KRI-KRI S.A. (CR)	Main Market
EUROBANK EQUITIES INVESTMENT FIRM SINGLE MEMBER SA	07/05/2018
LEON DEPOLAS SECURITIES S.A.	16/01/2017
LAMDA DEVELOPMENT SA (CR)	Main Market
EUROBANK EQUITIES INVESTMENT FIRM SINGLE MEMBER SA	08/12/2014
PANTELAKIS SECURITIES S.A.	06/11/2017
PIRAEUS SECURITIES S. A.	29/06/2017
LAMPSA HOTEL SA (CR)	Main Market
LEON DEPOLAS SECURITIES S.A.	16/01/2017
MIG (CR)	Main Market
PIRAEUS SECURITIES S. A.	02/02/2009
MOTODYNAMICS S.A. (CR)	Main Market
OPTIMA BANK S.A.	25/08/2023
MOTOR OIL (CR)	Main Market
BETA SECURITIES S.A.	08/03/2021
EUROBANK EQUITIES INVESTMENT FIRM SINGLE MEMBER SA	22/10/2006
GREENPOST TRADING EUROPE LTD	12/06/2023
LEON DEPOLAS SECURITIES S.A.	01/04/2019
MERIT SECURITIES S.A	25/02/2019
NATIONAL SECURITIES SINGLE MEMBER SA	02/01/1900
PIRAEUS SECURITIES S. A.	04/05/2015
MPLE KEDROS (CR)	Main Market
OPTIMA BANK S.A.	16/10/2023
MYTILINEOS (CR)	Main Market
ALPHA FINANCE INVESTMENT SERVICES SINGLE MEMBER SA	15/04/2019
BETA SECURITIES S.A.	11/04/2022
EUROBANK EQUITIES INVESTMENT FIRM SINGLE MEMBER SA	20/09/2017
GREENPOST TRADING EUROPE LTD	12/06/2023
MERIT SECURITIES S.A	25/02/2019
NATIONAL SECURITIES SINGLE MEMBER SA	02/01/1900
PIRAEUS SECURITIES S. A.	04/05/2015
NATIONAL BANK (CR)	Main Market
ALPHA FINANCE INVESTMENT SERVICES SINGLE MEMBER SA	09/01/2006
EUROBANK EQUITIES INVESTMENT FIRM SINGLE MEMBER SA	22/10/2006
GREENPOST TRADING EUROPE LTD	12/06/2023
HELLENIC AMERICAN SECURITIES S.A.	25/07/2014
LEON DEPOLAS SECURITIES S.A.	20/05/2015
MERIT SECURITIES S.A	03/09/2012
NATIONAL SECURITIES SINGLE MEMBER SA	02/01/1900
PIRAEUS SECURITIES S. A.	08/09/2008
OPAP (CR)	Main Market
ALPHA FINANCE INVESTMENT SERVICES SINGLE MEMBER SA	09/01/2006
BETA SECURITIES S.A.	11/04/2022
EUROBANK EQUITIES INVESTMENT FIRM SINGLE MEMBER SA	22/10/2006
GREENPOST TRADING EUROPE LTD	12/06/2023
HELLENIC AMERICAN SECURITIES S.A.	25/07/2014
MERIT SECURITIES S.A	20/03/2017
NATIONAL SECURITIES SINGLE MEMBER SA	02/01/1900
PIRAEUS SECURITIES S. A.	04/05/2015
OPTIMA BANK (CR)	Main Market
OPTIMA BANK S.A.	06/11/2023
OTE (CR)	Main Market
ALPHA FINANCE INVESTMENT SERVICES SINGLE MEMBER SA	09/01/2006
BETA SECURITIES S.A.	11/04/2022
EUROBANK EQUITIES INVESTMENT FIRM SINGLE MEMBER SA	22/10/2006
GREENPOST TRADING EUROPE LTD	12/06/2023
HELLENIC AMERICAN SECURITIES S.A.	25/07/2014
LEON DEPOLAS SECURITIES S.A.	20/04/2015
MERIT SECURITIES S.A	20/03/2017
NATIONAL SECURITIES SINGLE MEMBER SA	02/01/1900
PIRAEUS SECURITIES S. A.	08/09/2008
P.P.A. S.A. (CR)	Main Market
EUROBANK EQUITIES INVESTMENT FIRM SINGLE MEMBER SA	06/02/2019
PAPOUTSANIS (CR)	Main Market
ALPHA FINANCE INVESTMENT SERVICES SINGLE MEMBER SA	19/11/2018
BETA SECURITIES S.A.	25/11/2013

List of Stocks under Market Making operations

Securities	Stock Category
Market Maker	Start Market Making
PETROPOULOS PETROS (CR)	Main Market
EUROBANK EQUITIES INVESTMENT FIRM SINGLE MEMBER SA	01/04/2019
PANTELAKIS SECURITIES S.A.	16/03/2020
PIRAEUS FINANCIAL HOLD (CR)	Main Market
ALPHA FINANCE INVESTMENT SERVICES SINGLE MEMBER SA	15/04/2019
EUROBANK EQUITIES INVESTMENT FIRM SINGLE MEMBER SA	22/10/2006
EUROXX SECURITIES S.A.	15/02/2016
GREENPOST TRADING EUROPE LTD	12/06/2023
HELLENIC AMERICAN SECURITIES S.A.	25/07/2014
LEON DEPOLAS SECURITIES S.A.	30/11/2018
MERIT SECURITIES S.A	16/09/2013
NATIONAL SECURITIES SINGLE MEMBER SA	02/01/1900
PIRAEUS SECURITIES S. A.	16/02/2009
PPC (CR)	Main Market
ALPHA FINANCE INVESTMENT SERVICES SINGLE MEMBER SA	09/01/2006
BETA SECURITIES S.A.	01/02/2021
EUROBANK EQUITIES INVESTMENT FIRM SINGLE MEMBER SA	22/10/2006
GREENPOST TRADING EUROPE LTD	12/06/2023
HELLENIC AMERICAN SECURITIES S.A.	01/09/2014
MERIT SECURITIES S.A	06/11/2017
NATIONAL SECURITIES SINGLE MEMBER SA	02/01/1900
PIRAEUS SECURITIES S. A.	28/09/2009
PREMIA (CR)	Main Market
BETA SECURITIES S.A.	01/06/2021
LEON DEPOLAS SECURITIES S.A.	05/12/2022
PANTELAKIS SECURITIES S.A.	23/12/2021
PROFILE SA (CR)	Main Market
OPTIMA BANK S.A.	03/04/2023
PANTELAKIS SECURITIES S.A.	01/07/2019
QUALITY & RELIABILITY SA (CR)	Main Market
OPTIMA BANK S.A.	03/01/2023
QUEST HOLDINGS (CR)	Main Market
BETA SECURITIES S.A.	26/03/2018
EUROBANK EQUITIES INVESTMENT FIRM SINGLE MEMBER SA	28/01/2019
REVOIL (CR)	Main Market
BETA SECURITIES S.A.	26/06/2023
SIDMA STEEL (CR)	Main Market
OPTIMA BANK S.A.	25/05/2023
SPACE HELLAS SA (CR)	Main Market
MERIT SECURITIES S.A	09/12/2022
TECHNICAL OLYMPIC SA (CR)	Main Market
OPTIMA BANK S.A.	05/07/2023
TERNA ENERGY (CR)	Main Market
EUROBANK EQUITIES INVESTMENT FIRM SINGLE MEMBER SA	24/05/2021
PIRAEUS SECURITIES S. A.	09/12/2019
THRACE PLASTICS SA (CR)	Main Market
ALPHA FINANCE INVESTMENT SERVICES SINGLE MEMBER SA	26/03/2018
EUROBANK EQUITIES INVESTMENT FIRM SINGLE MEMBER SA	26/03/2018
TITAN CEMENT (CB)	Main Market
BETA SECURITIES S.A.	01/02/2021
EUROBANK EQUITIES INVESTMENT FIRM SINGLE MEMBER SA	06/11/2019
PIRAEUS SECURITIES S. A.	18/01/2021
TZIRAKIAN PROFIL (CR)	Main Market
LEON DEPOLAS SECURITIES S.A.	19/07/2021
VIOHALCO SA/NV (CB)	Main Market
ALPHA FINANCE INVESTMENT SERVICES SINGLE MEMBER SA	11/03/2008
EUROBANK EQUITIES INVESTMENT FIRM SINGLE MEMBER SA	04/03/2014
MERIT SECURITIES S.A	17/03/2014

Underlying Asset				Derivatives Market													
Price max	Price min	Closing price	change	Delivery Month	Open price	Price max	Price min	Last price	Closing price	Last Bid	Last Ask	Fixing price*	Life high	Life low	Trades	Volume	Open Interest
FTSE/Athex Large Cap				(Trade Unit: 1 Index Point x 2E, Cash Settlement)													
3,032.77	2,992.33	2,996.85	-1.02%	November 2023	3,021.00	3,033.50	2,996.25	2,998.00	2,998.00	---	---	---	3,094.00	---	111	393	2,980
				December 2023	3,011.00	3,027.00	2,991.00	2,995.75	2,995.75	---	---	---	3,027.00	---	27	107	305
				January 2024	---	---	---	---	3,020.25	---	---	---	2,923.00	---	---	---	40
				March 2024	---	---	---	---	3,049.50	---	---	---	---	---	---	---	---
				June 2024	---	---	---	---	3,066.00	---	---	---	---	---	---	---	---
				September 2024	---	---	---	---	3,081.25	---	---	---	---	---	---	---	---
FTSE/Athex Banks				(Trade Unit: 1 Index Point x 15E, Cash Settlement)													
1,001.52	985.61	985.61	-1.29%	December 2023	1,004.75	1,009.00	992.00	994.00	994.00	---	---	---	1,024.75	---	7	63	1,800
				March 2024	---	---	---	---	1,005.75	---	---	---	---	---	---	---	---
				June 2024	---	---	---	---	1,011.25	---	---	---	---	---	---	---	---
				September 2024	---	---	---	---	1,016.25	---	---	---	---	---	---	---	---
MSCI GREECE REBASED				(Trade Unit: 1 Index Point x 2E, Cash Settlement)													
4,879.67	4,809.13	4,810.81	-1.25%	November 2023	---	---	---	---	4,867.75	---	---	---	4,708.25	---	---	---	83
				December 2023	---	---	---	---	5,048.75	---	---	---	5,012.25	---	---	---	20
				January 2024	---	---	---	---	4,842.00	---	---	---	4,683.25	---	---	---	---
				February 2024	---	---	---	---	4,899.50	---	---	---	---	---	---	---	---
				March 2024	---	---	---	---	4,907.25	---	---	---	---	---	---	---	---
				April 2024	---	---	---	---	4,916.50	---	---	---	---	---	---	---	---
				June 2024	---	---	---	---	4,933.75	---	---	---	---	---	---	---	---
				September 2024	---	---	---	---	4,958.25	---	---	---	---	---	---	---	---

Derivatives notes

Fixing prices and final open positions can be retrieved from the following path <http://www.helex.gr/el/web/guest/statistics-end-of-day-derivatives>

Underlying Asset				Derivatives Market													
Price max	Price min	Closing price	change	Delivery Month	Open price	Price max	Price min	Last price	Closing price	Last Bid	Last Ask	Fixing price*	Life high	Life low	Trades	Volume	Open Interest
ADMIE (IPTO) HOLDING S.A. (CR)				(Contract Size: 100 Securities, Physical Delivery)													
2.075	2.04	2.055	0.00%	December 2023	2.08	2.08	2.06	2.07	2.07	---	---	---	2.42	---	23	205	24,040
				March 2024	---	---	---	---	2.07	---	---	---	---	---	---	---	---
				June 2024	---	---	---	---	2.08	---	---	---	---	---	---	---	---
				September 2024	---	---	---	---	2.09	---	---	---	---	---	---	---	---
AEGEAN AIRLINES (CR)				(Contract Size: 100 Securities, Physical Delivery)													
11.7	11.36	11.62	2.29%	December 2023	11.50	11.69	11.48	11.67	11.67	---	---	---	13.64	---	143	593	5,006
				March 2024	---	---	---	---	11.44	---	---	---	---	---	---	---	---
				June 2024	---	---	---	---	11.50	---	---	---	---	---	---	---	---
				September 2024	---	---	---	---	11.56	---	---	---	---	---	---	---	---
ALPHA SERVICES HOLD (CR)				(Contract Size: 100 Securities, Physical Delivery)													
1.492	1.4595	1.4595	-1.85%	December 2023	1.49	1.51	1.47	1.47	1.47	---	---	---	1.65	---	183	6,923	201,868
				March 2024	---	---	---	---	1.50	---	---	---	---	---	---	---	---
				June 2024	---	---	---	---	1.47	---	---	---	1.47	---	---	---	---
				September 2024	---	---	---	---	1.51	---	---	---	---	---	---	---	---
AUTOHELLAS SA (CR)				(Contract Size: 100 Securities, Physical Delivery)													
12.98	12.68	12.7	-1.55%	December 2023	---	---	---	---	12.92	---	---	---	14.22	---	---	---	80
				March 2024	---	---	---	---	12.99	---	---	---	---	---	---	---	---
				June 2024	---	---	---	---	13.06	---	---	---	---	---	---	---	---
				September 2024	---	---	---	---	13.13	---	---	---	---	---	---	---	---
AVAX S.A. (CR)				(Contract Size: 100 Securities, Physical Delivery)													
1.374	1.338	1.36	0.00%	December 2023	1.34	1.34	1.34	1.34	1.34	---	---	---	1.49	---	1	5	1,452
				March 2024	---	---	---	---	1.37	---	---	---	---	---	---	---	---
				June 2024	---	---	---	---	1.38	---	---	---	---	---	---	---	---
				September 2024	---	---	---	---	1.38	---	---	---	---	---	---	---	---
CC HBC AG (CR)				(Contract Size: 100 Securities, Physical Delivery)													
24.74	24.33	24.48	-0.57%	December 2023	24.64	24.64	24.25	24.25	24.25	---	---	---	27.19	---	4	10	512
				March 2024	---	---	---	---	24.80	---	---	---	---	---	---	---	---
				June 2024	---	---	---	---	24.93	---	---	---	---	---	---	---	---
				September 2024	---	---	---	---	25.06	---	---	---	---	---	---	---	---
CENERGY HOLDINGS (CB)				(Contract Size: 100 Securities, Physical Delivery)													
6.7	6.59	6.6	-0.90%	December 2023	6.64	6.68	6.58	6.60	6.60	---	---	---	7.22	---	30	151	4,811
				March 2024	---	---	---	---	6.71	---	---	---	---	---	---	---	---
				June 2024	---	---	---	---	6.74	---	---	---	---	---	---	---	---
				September 2024	---	---	---	---	6.78	---	---	---	---	---	---	---	---

Derivatives notes

Fixing prices and final open positions can be retrieved from the following path <http://www.helex.gr/el/web/guest/statistics-end-of-day-derivatives>

Underlying Asset				Derivatives Market													
Price max	Price min	Closing price	change	Delivery Month	Open price	Price max	Price min	Last price	Closing price	Last Bid	Last Ask	Fixing price*	Life high	Life low	Trades	Volume	Open Interest
ELLAKTOR (CR)				(Contract Size: 100 Securities, Physical Delivery)													
2.08	2.03	2.03	-2.40%	December 2023	2.05	2.06	2.03	2.05	2.05	---	---	---	2.31	---	8	21	962
				March 2024	---	---	---	---	2.10	---	---	---	---	---	---	---	---
				June 2024	---	---	---	---	2.11	---	---	---	---	---	---	---	---
				September 2024	---	---	---	---	2.12	---	---	---	---	---	---	---	---
ELVALHALCOR (CR)				(Contract Size: 100 Securities, Physical Delivery)													
1.752	1.69	1.694	-2.08%	December 2023	1.74	1.74	1.70	1.70	1.70	---	---	---	2.09	---	8	10	1,232
				March 2024	---	---	---	---	1.74	---	---	---	---	---	---	---	---
				June 2024	---	---	---	---	1.75	---	---	---	---	---	---	---	---
				September 2024	---	---	---	---	1.76	---	---	---	---	---	---	---	---
EUROBANK HOLDINGS (CR)				(Contract Size: 100 Securities, Physical Delivery)													
1.5575	1.53	1.55	0.00%	December 2023	1.55	1.56	1.54	1.55	1.55	---	---	---	1.60	---	86	2,333	34,841
				March 2024	---	---	---	---	1.56	---	---	---	---	---	---	---	---
				June 2024	---	---	---	---	1.57	---	---	---	---	---	---	---	---
				September 2024	---	---	---	---	1.58	---	---	---	---	---	---	---	---
EYDAP S.A. (CR)				(Contract Size: 100 Securities, Physical Delivery)													
5.77	5.64	5.77	-0.17%	December 2023	5.72	5.73	5.72	5.73	5.73	---	---	---	6.52	---	2	2	2,400
				March 2024	---	---	---	---	5.82	---	---	---	---	---	---	---	---
				June 2024	---	---	---	---	5.85	---	---	---	---	---	---	---	---
				September 2024	---	---	---	---	5.88	---	---	---	---	---	---	---	---
FOURLIS (CR)				(Contract Size: 100 Securities, Physical Delivery)													
4.235	4.14	4.2	0.24%	December 2023	4.19	4.20	4.19	4.20	4.20	---	---	---	4.65	---	3	5	833
				March 2024	---	---	---	---	4.22	---	---	---	---	---	---	---	---
				June 2024	---	---	---	---	4.24	---	---	---	---	---	---	---	---
				September 2024	---	---	---	---	4.26	---	---	---	---	---	---	---	---
GEK TERNA (CR)				(Contract Size: 100 Securities, Physical Delivery)													
13.8	13.48	13.6	-0.44%	December 2023	13.70	13.79	13.60	13.62	13.62	---	---	---	13.79	---	8	27	6,055
				March 2024	---	---	---	---	13.76	---	---	---	---	---	---	---	---
				June 2024	---	---	---	---	13.83	---	---	---	---	---	---	---	---
				September 2024	---	---	---	---	13.90	---	---	---	---	---	---	---	---
HELLENIC EXCHANGES-A.S.E. (CR)				(Contract Size: 100 Securities, Physical Delivery)													
4.95	4.825	4.85	-0.51%	December 2023	4.95	4.95	4.86	4.86	4.86	---	---	---	5.13	---	10	75	8,410
				March 2024	---	---	---	---	4.91	---	---	---	---	---	---	---	---
				June 2024	---	---	---	---	4.94	---	---	---	---	---	---	---	---
				September 2024	---	---	---	---	4.96	---	---	---	---	---	---	---	---

Derivatives notes

Fixing prices and final open positions can be retrieved from the following path <http://www.helex.gr/el/web/guest/statistics-end-of-day-derivatives>

Underlying Asset				Derivatives Market													
Price max	Price min	Closing price	change	Delivery Month	Open price	Price max	Price min	Last price	Closing price	Last Bid	Last Ask	Fixing price*	Life high	Life low	Trades	Volume	Open Interest
HELLENiQ ENERGY (CR)																	
(Contract Size: 100 Securities, Physical Delivery)																	
7.64	7.48	7.48	-0.93%	December 2023	7.63	7.63	7.48	7.50	7.50	---	---	---	7.93	---	4	12	1,370
---	---	---	---	March 2024	---	---	---	---	7.60	---	---	---	---	---	---	---	---
---	---	---	---	June 2024	---	---	---	---	7.65	---	---	---	---	---	---	---	---
---	---	---	---	September 2024	---	---	---	---	7.68	---	---	---	---	---	---	---	---
INTRACOM HOLDINGS (CR)																	
(Contract Size: 100 Securities, Physical Delivery)																	
2.2	2.14	2.145	-2.05%	December 2023	2.20	2.20	2.16	2.17	2.17	---	---	---	2.34	---	9	13	4,505
---	---	---	---	March 2024	---	---	---	---	2.21	---	---	---	---	---	---	---	---
---	---	---	---	June 2024	---	---	---	---	2.22	---	---	---	---	---	---	---	---
---	---	---	---	September 2024	---	---	---	---	2.23	---	---	---	---	---	---	---	---
INTRAKAT (CR)																	
(Contract Size: 100 Securities, Physical Delivery)																	
3.51	3.435	3.465	-0.43%	December 2023	3.49	3.52	3.44	3.44	3.44	---	---	---	3.52	---	58	247	6,709
---	---	---	---	March 2024	3.55	3.58	3.43	3.49	3.49	---	---	---	3.58	---	32	737	670
---	---	---	---	June 2024	---	---	---	---	3.52	---	---	---	---	---	---	---	---
---	---	---	---	September 2024	---	---	---	---	3.54	---	---	---	---	---	---	---	---
JUMBO SA (CR)																	
(Contract Size: 100 Securities, Physical Delivery)																	
27.1	26.58	27.1	1.42%	December 2023	25.36	25.60	25.36	25.60	25.60	---	---	---	28.13	---	36	96	726
---	---	---	---	March 2024	---	---	---	---	26.91	---	---	---	---	---	---	---	---
---	---	---	---	June 2024	---	---	---	---	27.06	---	---	---	---	---	---	---	---
---	---	---	---	September 2024	---	---	---	---	27.19	---	---	---	---	---	---	---	---
LAMDA DEVELOPMENT SA (CR)																	
(Contract Size: 100 Securities, Physical Delivery)																	
6.5	6.36	6.5	0.77%	December 2023	6.41	6.41	6.41	6.41	6.41	---	---	---	6.77	---	2	8	5,831
---	---	---	---	March 2024	---	---	---	---	6.50	---	---	---	---	---	---	---	---
---	---	---	---	June 2024	---	---	---	---	6.53	---	---	---	---	---	---	---	---
---	---	---	---	September 2024	---	---	---	---	6.56	---	---	---	---	---	---	---	---
MIG (CR)																	
(Contract Size: 100 Securities, Physical Delivery)																	
4.005	3.85	3.945	-0.13%	December 2023	3.90	3.90	3.81	3.81	3.81	---	---	---	4.70	---	4	7	52
---	---	---	---	March 2024	---	---	---	---	3.98	---	---	---	---	---	---	---	---
---	---	---	---	June 2024	---	---	---	---	4.00	---	---	---	---	---	---	---	---
---	---	---	---	September 2024	---	---	---	---	4.02	---	---	---	---	---	---	---	---
MOTOR OIL (CR)																	
(Contract Size: 100 Securities, Physical Delivery)																	
23.84	23.4	23.48	-0.93%	December 2023	23.79	23.79	23.49	23.49	23.49	---	---	---	24.10	---	14	64	1,113
---	---	---	---	March 2024	---	---	---	---	23.87	---	---	---	---	---	---	---	---
---	---	---	---	June 2024	---	---	---	---	24.00	---	---	---	---	---	---	---	---
---	---	---	---	September 2024	---	---	---	---	24.12	---	---	---	---	---	---	---	---

Derivatives notes

Fixing prices and final open positions can be retrieved from the following path <http://www.helex.gr/el/web/guest/statistics-end-of-day-derivatives>

Underlying Asset				Derivatives Market													
Price max	Price min	Closing price	change	Delivery Month	Open price	Price max	Price min	Last price	Closing price	Last Bid	Last Ask	Fixing price*	Life high	Life low	Trades	Volume	Open Interest
MYTILINEOS (CR)				(Contract Size: 100 Securities, Physical Delivery)													
35.78	34.78	34.84	-2.79%	December 2023	35.70	35.94	34.97	35.02	35.02	---	---	---	38.12	---	113	224	3,127
				March 2024	---	---	---	---	36.10	---	---	---	---	---	---	---	---
				June 2024	---	---	---	---	36.29	---	---	---	---	---	---	---	---
				September 2024	---	---	---	---	36.48	---	---	---	---	---	---	---	---
NATIONAL BANK (CR)				(Contract Size: 100 Securities, Physical Delivery)													
5.678	5.5	5.5	-1.96%	December 2023	5.66	5.72	5.55	5.55	5.55	---	---	---	6.43	---	333	3,228	23,097
				March 2024	---	---	---	---	5.73	---	---	---	5.70	---	---	---	20
				June 2024	---	---	---	---	5.68	---	---	---	---	---	---	---	---
				September 2024	---	---	---	---	5.71	---	---	---	---	---	---	---	---
OPAP (CR)				(Contract Size: 100 Securities, Physical Delivery)													
15.49	15.25	15.3	-1.29%	December 2023	15.52	15.52	15.27	15.38	15.38	---	---	---	16.20	---	27	119	1,649
				March 2024	---	---	---	---	15.61	---	---	---	---	---	---	---	---
				June 2024	---	---	---	---	15.70	---	---	---	---	---	---	---	---
				September 2024	---	---	---	---	15.77	---	---	---	---	---	---	---	---
OPTIMA BANK (CR)				(Contract Size: 100 Securities, Physical Delivery)													
7.1	7.03	7.094	0.34%	December 2023	---	---	---	---	7.05	---	---	---	7.05	---	---	---	10
				March 2024	---	---	---	---	7.12	---	---	---	---	---	---	---	---
				June 2024	---	---	---	---	7.16	---	---	---	---	---	---	---	---
				September 2024	---	---	---	---	7.20	---	---	---	---	---	---	---	---
OTE (CR)				(Contract Size: 100 Securities, Physical Delivery)													
13.92	13.56	13.56	-2.31%	December 2023	13.85	13.98	13.70	13.70	13.70	---	---	---	14.17	---	34	156	6,854
				March 2024	---	---	---	---	13.98	---	---	---	---	---	---	---	---
				June 2024	---	---	---	---	14.06	---	---	---	---	---	---	---	---
				September 2024	---	---	---	---	14.13	---	---	---	---	---	---	---	---
P.P.A. S.A. (CR)				(Contract Size: 100 Securities, Physical Delivery)													
21.7	21.5	21.6	0.00%	December 2023	---	---	---	---	21.86	---	---	---	22.35	---	---	---	207
				March 2024	---	---	---	---	21.76	---	---	---	---	---	---	---	---
				June 2024	---	---	---	---	21.87	---	---	---	---	---	---	---	---
				September 2024	---	---	---	---	21.98	---	---	---	---	---	---	---	---
PIRAEUS FINANCIAL HOLD (CR)				(Contract Size: 100 Securities, Physical Delivery)													
2.99	2.926	2.93	-1.88%	December 2023	2.98	3.01	2.95	2.95	2.95	---	---	---	3.36	---	236	5,450	84,485
				March 2024	---	---	---	---	3.01	---	---	---	---	---	---	---	---
				June 2024	---	---	---	---	3.02	---	---	---	---	---	---	---	---
				September 2024	---	---	---	---	3.04	---	---	---	---	---	---	---	---

Derivatives notes

Fixing prices and final open positions can be retrieved from the following path <http://www.helex.gr/el/web/guest/statistics-end-of-day-derivatives>

Underlying Asset				Derivatives Market													
Price max	Price min	Closing price	change	Delivery Month	Open price	Price max	Price min	Last price	Closing price	Last Bid	Last Ask	Fixing price*	Life high	Life low	Trades	Volume	Open Interest
PPC (CR)				(Contract Size: 100 Securities, Physical Delivery)													
10.2	10.04	10.07	-1.08%	December 2023	10.17	10.27	10.10	10.13	10.13	---	---	---	10.69	---	99	638	21,646
				March 2024	---	---	---	---	10.35	---	---	---	10.36	---	---	---	461
				June 2024	---	---	---	---	10.31	---	---	---	---	---	---	---	---
				September 2024	---	---	---	---	10.36	---	---	---	---	---	---	---	---
QUEST HOLDINGS (CR)				(Contract Size: 100 Securities, Physical Delivery)													
5.48	5.35	5.45	-0.37%	December 2023	---	---	---	---	5.33	---	---	---	6.25	---	---	---	110
				March 2024	---	---	---	---	5.51	---	---	---	---	---	---	---	---
				June 2024	---	---	---	---	5.54	---	---	---	---	---	---	---	---
				September 2024	---	---	---	---	5.57	---	---	---	---	---	---	---	---
TERNA ENERGY (CR)				(Contract Size: 100 Securities, Physical Delivery)													
14.78	14.49	14.6	-0.61%	December 2023	14.68	14.83	14.59	14.62	14.62	---	---	---	17.23	---	34	95	15,112
				March 2024	---	---	---	---	14.80	---	---	---	---	---	---	---	---
				June 2024	---	---	---	---	14.88	---	---	---	---	---	---	---	---
				September 2024	---	---	---	---	14.95	---	---	---	---	---	---	---	---
TITAN CEMENT (CB)				(Contract Size: 100 Securities, Physical Delivery)													
18.74	18.38	18.66	1.30%	December 2023	18.65	18.70	18.55	18.69	18.69	---	---	---	18.70	---	5	11	1,028
				March 2024	---	---	---	---	18.55	---	---	---	---	---	---	---	---
				June 2024	---	---	---	---	18.65	---	---	---	---	---	---	---	---
				September 2024	---	---	---	---	18.75	---	---	---	---	---	---	---	---
VIOHALCO SA/NV (CB)				(Contract Size: 100 Securities, Physical Delivery)													
5.08	5	5.07	0.40%	December 2023	5.12	5.12	5.01	5.12	5.12	---	---	---	6.66	---	27	114	5,225
				March 2024	---	---	---	---	5.09	---	---	---	---	---	---	---	---
				June 2024	---	---	---	---	5.11	---	---	---	---	---	---	---	---
				September 2024	---	---	---	---	5.14	---	---	---	---	---	---	---	---

Derivatives notes

Fixing prices and final open positions can be retrieved from the following path <http://www.helex.gr/el/web/guest/statistics-end-of-day-derivatives>

FTSE/Athex Large Cap

(Trade Unit: 1 Index Point x 2€ - Exercise Style: European, Cash Settlement)

Call Options														Put Options																							
November 2023							December 2023							Other Months		November 2023							December 2023							Other Months		Exer- cise Price					
Open price	Price max	Price min	Last price	Closing price	Volume	Open Interest	Open price	Price max	Price min	Last price	Closing price	Volume	Open Interest	Volume	Open Interest	Open price	Price max	Price min	Last price	Closing price	Volume	Open Interest	Open price	Price max	Price min	Last price	Closing price	Volume	Open Interest	Volume	Open Interest						
1,975	-	-	-	-	-	-	0.00	0.00	0.00	-	1,040.00	-	-	-	-	-	-	-	-	-	-	-	0.00	0.00	0.00	-	0.01	-	-	-	-	1,975					
2,000	-	-	-	-	-	-	0.00	0.00	0.00	-	1,015.00	-	-	-	-	-	-	-	-	-	-	-	0.00	0.00	0.00	-	0.01	-	-	-	-	2,000					
2,050	-	-	-	-	-	-	0.00	0.00	0.00	-	965.00	-	-	-	-	-	-	-	-	-	-	-	0.00	0.00	0.00	-	0.01	-	-	-	-	2,050					
2,100	-	-	-	-	-	-	0.00	0.00	0.00	-	915.00	-	-	-	-	-	-	-	-	-	-	-	0.00	0.00	0.00	-	0.01	-	-	-	-	2,100					
2,150	-	-	-	-	-	-	0.00	0.00	0.00	-	865.00	-	-	-	-	-	-	-	-	-	-	-	0.00	0.00	0.00	-	0.01	-	-	-	-	2,150					
2,200	-	-	-	-	-	-	0.00	0.00	0.00	-	815.00	-	-	-	-	-	-	-	-	-	-	-	0.00	0.00	0.00	-	0.02	-	-	-	-	2,200					
2,250	-	-	-	-	-	-	0.00	0.00	0.00	-	765.00	-	-	-	-	-	-	-	-	-	-	-	0.00	0.00	0.00	-	0.01	-	-	-	-	2,250					
2,300	-	-	-	-	-	-	0.00	0.00	0.00	-	715.00	-	-	-	-	-	-	-	-	-	-	-	0.00	0.00	0.00	-	0.02	-	-	-	-	2,300					
2,350	-	-	-	-	-	-	0.00	0.00	0.00	-	666.00	-	-	-	-	-	-	-	-	-	-	-	0.00	0.00	0.00	-	0.06	-	-	-	-	2,350					
2,400	-	-	-	-	-	-	0.00	0.00	0.00	-	616.00	-	-	-	-	-	-	-	-	-	-	-	0.00	0.00	0.00	-	0.15	-	-	-	-	2,400					
2,450	0.00	0.00	0.00	-	572.00	-	-	0.00	0.00	0.00	-	566.00	-	-	-	-	-	-	-	-	-	-	0.00	0.00	0.00	-	0.35	-	-	-	-	2,450					
2,500	0.00	0.00	0.00	-	522.00	-	-	0.00	0.00	0.00	-	517.00	-	-	-	-	-	-	-	-	-	-	0.00	0.00	0.00	-	0.76	-	-	-	-	2,500					
2,550	0.00	0.00	0.00	-	472.00	-	-	0.00	0.00	0.00	-	468.00	-	-	-	-	-	-	-	-	-	-	0.00	0.00	0.00	-	1.50	-	-	-	-	2,550					
2,600	0.00	0.00	0.00	-	422.00	-	-	0.00	0.00	0.00	-	419.00	-	-	-	-	-	-	-	-	-	-	0.00	0.00	0.00	-	2.90	-	-	-	-	2,600					
2,650	0.00	0.00	0.00	-	372.00	-	-	0.00	0.00	0.00	-	371.00	-	-	-	-	-	-	-	-	-	-	0.00	0.00	0.00	-	5.30	-	-	-	-	2,650					
2,700	0.00	0.00	0.00	-	322.00	-	-	0.00	0.00	0.00	-	325.00	-	-	-	-	-	-	-	-	-	-	0.00	0.00	0.00	-	9.00	-	-	-	-	2,700					
2,750	0.00	0.00	0.00	-	273.00	-	20	0.00	0.00	0.00	-	281.00	-	-	-	-	-	-	-	-	-	-	0.00	0.00	0.00	-	14.50	-	-	-	-	2,750					
2,800	0.00	0.00	0.00	-	224.00	-	20	0.00	0.00	0.00	-	239.00	-	-	-	-	-	-	-	-	-	-	0.00	0.00	0.00	-	22.75	-	-	-	-	2,800					
2,850	0.00	0.00	0.00	-	178.00	-	22	0.00	0.00	0.00	-	200.00	-	-	-	-	-	-	-	-	-	-	4.50	0.00	4.50	4.50	4.50	50	20	0.00	0.00	0.00	-	33.75	-	43	2,850
2,900	0.00	0.00	0.00	-	135.00	-	27	0.00	0.00	0.00	-	165.00	-	-	-	-	-	-	-	-	-	-	0.00	0.00	0.00	-	48.00	-	-	-	-	2,900					
2,950	97.50	97.50	97.50	97.50	97.50	1	61	117.00	117.00	117.00	117.00	117.00	1	121	20.00	97.50	20.00	22.50	22.50	22.50	13	46	68.00	68.00	68.00	68.00	68.00	1	81	-	-	-	-	2,950			
3,000	0.00	0.00	0.00	-	65.00	-	33	102.00	102.00	102.00	102.00	102.00	1	135	0.00	0.00	0.00	-	42.75	-	-	-	0.00	0.00	0.00	-	88.50	-	-	-	-	-	3,000				
3,050	33.00	33.00	33.00	33.00	33.00	3	42	0.00	0.00	0.00	-	82.00	-	-	65.00	33.00	65.00	65.00	65.00	65.00	1	20	0.00	0.00	0.00	-	115.00	-	-	-	-	-	3,050				
3,100	15.00	15.00	15.00	15.00	15.00	2	55	60.50	60.50	60.50	60.50	60.50	1	40	0.00	15.00	0.00	-	102.00	-	-	-	0.00	0.00	0.00	-	145.00	-	-	-	-	-	3,100				
3,150	0.00	0.00	0.00	-	13.00	-	28	0.00	0.00	0.00	-	46.75	-	-	0.00	0.00	0.00	-	141.00	-	-	-	0.00	0.00	0.00	-	179.00	-	-	-	-	-	3,150				
3,200	0.00	0.00	0.00	-	6.40	-	-	0.00	0.00	0.00	-	34.25	-	-	0.00	0.00	0.00	-	184.00	-	-	-	0.00	0.00	0.00	-	217.00	-	-	-	-	-	3,200				
3,250	0.00	0.00	0.00	-	2.90	-	-	0.00	0.00	0.00	-	24.50	-	-	0.00	0.00	0.00	-	231.00	-	-	-	0.00	0.00	0.00	-	257.00	-	-	-	-	-	3,250				
3,300	0.00	0.00	0.00	-	1.20	-	-	0.00	0.00	0.00	-	17.25	-	-	0.00	0.00	0.00	-	279.00	-	-	-	0.00	0.00	0.00	-	300.00	-	-	-	-	-	3,300				
3,350	0.00	0.00	0.00	-	0.48	-	-	0.00	0.00	0.00	-	11.75	-	-	0.00	0.00	0.00	-	328.00	-	-	-	0.00	0.00	0.00	-	344.00	-	-	-	-	-	3,350				
3,400	0.00	0.00	0.00	-	0.17	-	-	0.00	0.00	0.00	-	8.00	-	-	0.00	0.00	0.00	-	378.00	-	-	-	0.00	0.00	0.00	-	390.00	-	-	-	-	-	3,400				
3,450	0.00	0.00	0.00	-	0.06	-	-	0.00	0.00	0.00	-	5.30	-	-	0.00	0.00	0.00	-	428.00	-	-	-	0.00	0.00	0.00	-	437.00	-	-	-	-	-	3,450				
3,500	-	-	-	-	-	-	-	0.00	0.00	0.00	-	3.40	-	-	-	-	-	-	-	-	-	-	0.00	0.00	0.00	-	485.00	-	-	-	-	-	3,500				
Totals:						6	308						3	437	0	0							64	458							1	240	0	0			
Number of Trades:						3							3		0								6								1		0				

ALPHA SERVICES HOLD (CR)

(Contract Size: 100 Securities, Exercise Style: American, Physical Delivery)

Call Options																Put Options																		
November 2023								December 2023								Other Months				November 2023						December 2023				Other Months				
Exercise Price	Open price	Price max	Price min	Last price	Closing price	Volume	Open Interest	Open price	Price max	Price min	Last price	Closing price	Volume	Open Interest	Volume	Open Interest	Open price	Price max	Price min	Last price	Closing price	Volume	Open Interest	Open price	Price max	Price min	Last price	Closing price	Volume	Open Interest	Volume	Open Interest	Exercise Price	
0.750						-	-	0.000	0.000	0.000	0.742	-	-				-	-	0.000	0.000	0.000	0.002	-	-	0.000	0.000	0.000	0.001	-	-			0.008	
0.800						-	-	0.000	0.000	0.000	0.692	-	-				-	-	0.000	0.000	0.000	0.001	-	-	0.000	0.000	0.000	0.001	-	-			0.008	
0.850	0.000	0.000	0.000	0.641	-	-	-	0.000	0.000	0.000	0.642	-	-				0.000	0.000	0.000	0.001	-	-	0.000	0.000	0.000	0.001	-	-			0.009			
0.900	0.000	0.000	0.000	0.591	-	-	-	0.000	0.000	0.000	0.592	-	-				0.000	0.000	0.000	0.002	-	-	0.000	0.000	0.000	0.001	-	-			0.009			
0.950	0.000	0.000	0.000	0.541	-	-	-	0.000	0.000	0.000	0.542	-	-				0.000	0.000	0.000	0.001	-	-	0.000	0.000	0.000	0.001	-	-			0.010			
1.000	0.000	0.000	0.000	0.491	-	-	-	0.000	0.000	0.000	0.492	-	-				0.000	0.000	0.000	0.001	-	-	0.000	0.000	0.000	0.001	-	-			0.010			
1.100	0.000	0.000	0.000	0.391	-	-	-	0.000	0.000	0.000	0.393	-	-				0.000	0.000	0.000	0.001	-	-	0.000	0.000	0.000	0.001	-	-			0.011			
1.200	0.000	0.000	0.000	0.291	-	-	-	0.000	0.000	0.000	0.295	-	-				0.000	0.000	0.000	0.001	-	-	0.000	0.000	0.000	0.003	-	-			0.012			
1.300	0.000	0.000	0.000	0.196	-	-	-	0.000	0.000	0.000	0.204	-	-				0.000	0.000	0.000	0.006	-	-	0.000	0.000	0.000	0.012	-	-			0.013			
1.400	0.000	0.000	0.000	0.115	-	-	-	0.000	0.000	0.000	0.128	-	-				0.000	0.000	0.000	0.024	-	-	0.000	0.000	0.000	0.035	-	-			0.014			
1.500	0.000	0.000	0.000	0.056	-	-	-	0.000	0.000	0.000	0.071	-	-				0.000	0.000	0.000	0.065	-	-	0.000	0.000	0.000	0.078	-	-			0.015			
1.600	0.000	0.000	0.000	0.023	-	-	-	0.000	0.000	0.000	0.035	-	-				0.000	0.000	0.000	0.132	-	-	0.000	0.000	0.000	0.142	-	-			0.016			
1.700	0.000	0.000	0.000	0.007	-	-	-	0.000	0.000	0.000	0.015	-	-				0.000	0.000	0.000	0.217	-	-	0.000	0.000	0.000	0.223	-	-			0.017			
1.800	0.000	0.000	0.000	0.002	-	-	-	0.000	0.000	0.000	0.006	-	-				0.000	0.000	0.000	0.311	-	-	0.000	0.000	0.000	0.314	-	-			0.018			
1.900	0.000	0.000	0.000	0.001	-	-	-	0.000	0.000	0.000	0.002	-	-				0.000	0.000	0.000	0.410	-	-	0.000	0.000	0.000	0.410	-	-			0.019			
2.000	0.000	0.000	0.000	0.002	-	-	-	0.000	0.000	0.000	0.001	-	-				0.000	0.000	0.000	0.510	-	-	0.000	0.000	0.000	0.510	-	-			0.020			
2.200	0.000	0.000	0.000	0.001	-	-	-	0.000	0.000	0.000	0.001	-	-				0.000	0.000	0.000	0.710	-	-	0.000	0.000	0.000	0.710	-	-			0.022			
2.400						-	-	0.000	0.000	0.000	0.001	-	-				-	-	0.000	0.000	0.000	0.910	-	-	0.000	0.000	0.000	0.910	-	-			0.024	
Totals:						0	0						0	0	0							0	0						0	0				
Number of Trades:						0							0										0.00							0				0

NATIONAL BANK (CR)

(Contract Size: 100 Securities, Exercise Style: American, Physical Delivery)

Call Options																Put Options																			
November 2023								December 2023								Other Months		November 2023					December 2023					Other Months		Exercise Price					
Exercise Price	Open price	Price max	Price min	Last price	Closing price	Volume	Open Interest	Open price	Price max	Price min	Last price	Closing price	Volume	Open Interest	Volume	Open Interest	Open price	Price max	Price min	Last price	Closing price	Volume	Open Interest	Open price	Price max	Price min	Last price	Closing price	Volume		Open Interest	Volume	Open Interest		
2.600						-	-	0.000	0.000	0.000		3.02	-	-			-	-	0.000	0.000	0.000		0.001	-	-							0.026			
2.800						-	-	0.000	0.000	0.000		2.82	-	-			-	-	0.000	0.000	0.000		0.001	-	-							0.028			
3.000						-	-	0.000	0.000	0.000		2.62	-	-			-	-	0.000	0.000	0.000		0.001	-	-							0.030			
3.200						-	-	0.000	0.000	0.000		2.42	-	-			-	-	0.000	0.000	0.000		0.001	-	-							0.032			
3.400	0.000	0.000	0.000		2.21	-	-	0.000	0.000	0.000		2.22	-	-			0.000	0.000	0.000		0.001	-	-		0.000	0.000	0.000		0.001	-	-		0.034		
3.600	0.000	0.000	0.000		2.01	-	-	0.000	0.000	0.000		2.02	-	-			0.000	0.000	0.000		0.001	-	-		0.000	0.000	0.000		0.001	-	-		0.036		
3.800	0.000	0.000	0.000		1.81	-	-	0.000	0.000	0.000		1.82	-	-			0.000	0.000	0.000		0.001	-	-		0.000	0.000	0.000		0.001	-	-		0.038		
4.000	0.000	0.000	0.000		1.61	-	-	0.000	0.000	0.000		1.62	-	-			0.000	0.000	0.000		0.001	-	-		0.000	0.000	0.000		0.001	-	-		0.040		
4.400	0.000	0.000	0.000		1.21	-	-	0.000	0.000	0.000		1.23	-	-			0.000	0.000	0.000		0.001	-	-		0.000	0.000	0.000		0.009	-	-		0.044		
4.800	0.000	0.000	0.000		0.814	-	-	0.000	0.000	0.000		0.862	-	-			0.000	0.000	0.000		0.001	-	-		0.000	0.000	0.000		0.041	-	-		0.048		
5.200	0.000	0.000	0.000		0.438	-	4	0.000	0.000	0.000		0.548	-	-			0.000	0.000	0.000		0.025	-	-		0.180	0.180	0.180	0.180	0.180	320	820		0.052		
5.600	0.000	0.000	0.000		0.161	-	-	0.000	0.000	0.000		0.312	-	10			0.000	0.000	0.000		0.147	-	-		0.000	0.000	0.000		0.291	-	-		0.056		
6.000	0.000	0.000	0.000		0.036	-	-	0.000	0.000	0.000		0.160	-	-			0.000	0.000	0.000		0.423	-	-		0.000	0.000	0.000		0.539	-	-		0.060		
6.400	0.000	0.000	0.000		0.004	-	-	0.000	0.000	0.000		0.074	-	-			0.000	0.000	0.000		0.792	-	-		0.000	0.000	0.000		0.853	-	-		0.064		
6.800	0.000	0.000	0.000		0.001	-	-	0.000	0.000	0.000		0.029	-	-			0.000	0.000	0.000		1.19	-	-		0.000	0.000	0.000		1.21	-	-		0.068		
7.200	0.000	0.000	0.000		0.001	-	-	0.000	0.000	0.000		0.011	-	-			0.000	0.000	0.000		1.59	-	-		0.000	0.000	0.000		1.59	-	-		0.072		
7.600	0.000	0.000	0.000		0.001	-	-	0.000	0.000	0.000		0.004	-	-			0.000	0.000	0.000		1.99	-	-		0.000	0.000	0.000		1.99	-	-		0.076		
8.000	0.000	0.000	0.000		0.001	-	-	0.000	0.000	0.000		0.001	-	-			0.000	0.000	0.000		2.39	-	-		0.000	0.000	0.000		2.39	-	-		0.080		
8.400	0.000	0.000	0.000		0.001	-	-	0.000	0.000	0.000		0.001	-	-			0.000	0.000	0.000		2.79	-	-		0.000	0.000	0.000		2.79	-	-		0.084		
Totals:						0	4						0	10	0	0						0	0									320	1,454	0	0
Number of Trades:						0							0	0	0							0.00									7	0			

OPAP (CR)

(Contract Size: 100 Securities, Exercise Style: American, Physical Delivery)

Exercise Price	Call Options														Put Options																						
	November 2023							December 2023							Other Months		November 2023							December 2023							Other Months		Exercise Price				
	Open price	Price max	Price min	Last price	Closing price	Volume	Open Interest	Open price	Price max	Price min	Last price	Closing price	Volume	Open Interest	Volume	Open Interest	Open price	Price max	Price min	Last price	Closing price	Volume	Open Interest	Open price	Price max	Price min	Last price	Closing price	Volume	Open Interest	Volume	Open Interest					
9.200						-	-	0.000	0.000	0.000		6.32	-	-			-	-	0.000	0.000	0.000		0.001	-	-			0.000	0.000	0.000		0.001		-	-		
9.600						-	-	0.000	0.000	0.000		5.92	-	-			-	-	0.000	0.000	0.000		0.001	-	-			0.000	0.000	0.000		0.001	-	-			0.096
10.000	0.000	0.000	0.000		5.51	-	-	0.000	0.000	0.000		5.52	-	-			0.000	0.000	0.000		0.001	-	-			0.000	0.000	0.000		0.001	-	-			0.100		
11.000	0.000	0.000	0.000		4.51	-	-	0.000	0.000	0.000		4.52	-	-			0.000	0.000	0.000		0.001	-	-			0.000	0.000	0.000		0.001	-	-			0.110		
12.000	0.000	0.000	0.000		3.51	-	-	0.000	0.000	0.000		3.53	-	-			0.000	0.000	0.000		0.002	-	-			0.000	0.000	0.000		0.001	-	-			0.120		
13.000	0.000	0.000	0.000		2.51	-	-	0.000	0.000	0.000		2.53	-	-			0.000	0.000	0.000		0.001	-	-			0.000	0.000	0.000		0.004	-	-			0.130		
14.000	0.000	0.000	0.000		1.51	-	-	0.000	0.000	0.000		1.58	-	-			0.000	0.000	0.000		0.002	-	-			0.000	0.000	0.000		0.049	-	-			0.140		
15.000	0.000	0.000	0.000		0.595	-	-	0.000	0.000	0.000		0.788	-	-			0.000	0.000	0.000		0.086	-	10			0.000	0.000	0.000		0.257	-	-			0.150		
16.000	0.000	0.000	0.000		0.097	-	2	0.000	0.000	0.000		0.293	-	167			0.000	0.000	0.000		0.589	-	-			0.000	0.000	0.000		0.762	-	-			0.160		
17.000	0.000	0.000	0.000		0.004	-	-	0.000	0.000	0.000		0.077	-	-			0.000	0.000	0.000		1.50	-	-			0.000	0.000	0.000		1.55	-	-			0.170		
18.000	0.000	0.000	0.000		0.026	-	-	0.000	0.000	0.000		0.014	-	-			0.000	0.000	0.000		2.50	-	-			0.000	0.000	0.000		2.50	-	-			0.180		
19.000	0.000	0.000	0.000		0.003	-	-	0.000	0.000	0.000		0.002	-	-			0.000	0.000	0.000		3.50	-	-			0.000	0.000	0.000		3.50	-	-			0.190		
20.000	0.000	0.000	0.000		0.001	-	-	0.000	0.000	0.000		0.006	-	-			0.000	0.000	0.000		4.50	-	-			0.000	0.000	0.000		4.50	-	-			0.200		
22.000	0.000	0.000	0.000		0.001	-	-	0.000	0.000	0.000		0.001	-	-			0.000	0.000	0.000		6.50	-	-			0.000	0.000	0.000		6.50	-	-			0.220		
24.000	0.000	0.000	0.000		0.001	-	-	0.000	0.000	0.000		0.001	-	-			0.000	0.000	0.000		8.50	-	-			0.000	0.000	0.000		8.50	-	-			0.240		
Totals:						0	2					0	167	0	0					0	10						0	0	0	0	0						
Number of Trades:						0						0		0							0.00							0		0							

OTE (CR)

(Contract Size: 100 Securities, Exercise Style: American, Physical Delivery)

Exercise Price	Call Options													Put Options																				
	November 2023						December 2023						Other Months		November 2023						December 2023						Other Months		Exercise Price					
	Open price	Price max	Price min	Last price	Closing price	Volume	Open Interest	Open price	Price max	Price min	Last price	Closing price	Volume	Open Interest	Volume	Open Interest	Open price	Price max	Price min	Last price	Closing price	Volume	Open Interest	Open price	Price max	Price min	Last price	Closing price		Volume	Open Interest	Volume	Open Interest	
9.200	0.000	0.000	0.000	4.69	-	-	0.000	0.000	0.000	4.70	-	-				0.000	0.000	0.000	0.001	-	-				0.000	0.000	0.000	0.001		-	-			0.092
9.600	0.000	0.000	0.000	4.29	-	-	0.000	0.000	0.000	4.30	-	-				0.000	0.000	0.000	0.001	-	-				0.000	0.000	0.000	0.001	-	-			0.096	
10.000	0.000	0.000	0.000	3.89	-	-	0.000	0.000	0.000	3.90	-	-				0.000	0.000	0.000	0.001	-	-				0.000	0.000	0.000	0.001	-	-			0.100	
11.000	0.000	0.000	0.000	2.89	-	-	0.000	0.000	0.000	2.90	-	-				0.000	0.000	0.000	0.001	-	-				0.000	0.000	0.000	0.001	-	-			0.110	
12.000	0.000	0.000	0.000	1.89	-	-	0.000	0.000	0.000	1.92	-	-				0.000	0.000	0.000	0.001	-	-				0.000	0.000	0.000	0.011	-	-			0.120	
13.000	0.000	0.000	0.000	0.913	-	-	0.000	0.000	0.000	1.02	-	-				0.000	0.000	0.000	0.025	-	2				0.000	0.000	0.000	0.110	-	-			0.130	
14.000	0.000	0.000	0.000	0.217	-	5	0.000	0.000	0.000	0.391	-	-				0.000	0.000	0.000	0.329	-	-				0.000	0.000	0.000	0.483	-	-			0.140	
15.000	0.000	0.000	0.000	0.016	-	-	0.000	0.000	0.000	0.100	-	5				0.000	0.000	0.000	1.13	-	5				0.000	0.000	0.000	1.20	-	-			0.150	
16.000	0.000	0.000	0.000	0.001	-	-	0.000	0.000	0.000	0.016	-	-				0.000	0.000	0.000	2.12	-	-				0.000	0.000	0.000	2.12	-	-			0.160	
17.000	0.000	0.000	0.000	0.001	-	-	0.000	0.000	0.000	0.002	-	-				0.000	0.000	0.000	3.12	-	-				0.000	0.000	0.000	3.12	-	-			0.170	
18.000	0.000	0.000	0.000	0.001	-	-	0.000	0.000	0.000	0.001	-	-				0.000	0.000	0.000	4.12	-	-				0.000	0.000	0.000	4.12	-	-			0.180	
19.000	0.000	0.000	0.000	0.001	-	-	0.000	0.000	0.000	0.001	-	-				0.000	0.000	0.000	5.12	-	-				0.000	0.000	0.000	5.12	-	-			0.190	
20.000					-	-	0.000	0.000	0.000	0.001	-	-									-	-				0.000	0.000	0.000	6.12	-	-			0.200
22.000					-	-	0.000	0.000	0.000	0.001	-	-									-	-				0.000	0.000	0.000	8.12	-	-			0.220
Totals:					0	5					0	5	0	0						0	7							0	0	0	0			
Number of Trades:					0						0		0								0.00							0		0				

PIRAEUS FINANCIAL HOLD (CR)

(Contract Size: 100 Securities, Exercise Style: American, Physical Delivery)

Call Options														Put Options																			
November 2023							December 2023							Other Months		November 2023							December 2023							Other Months		Exercis Price	
Open price	Price max	Price min	Last price	Closing price	Volume	Open Interest	Open price	Price max	Price min	Last price	Closing price	Volume	Open Interest	Volume	Open Interest	Open price	Price max	Price min	Last price	Closing price	Volume	Open Interest	Open price	Price max	Price min	Last price	Closing price	Volume	Open Interest	Volume	Open Interest		
0.950					-	-	0.000	0.000	0.000		2.04	-	-			-	-	0.000	0.000	0.000		0.001	-	-			-	-			0.010		
1.000					-	-	0.000	0.000	0.000		1.99	-	-			-	-	0.000	0.000	0.000		0.001	-	-			-	-			0.010		
1.100					-	-	0.000	0.000	0.000		1.89	-	-			-	-	0.000	0.000	0.000		0.001	-	-			-	-			0.011		
1.200					-	-	0.000	0.000	0.000		1.79	-	-			-	-	0.000	0.000	0.000		0.001	-	-			-	-			0.012		
1.300					-	-	0.000	0.000	0.000		1.69	-	-			-	-	0.000	0.000	0.000		0.001	-	-			-	-			0.013		
1.400					-	-	0.000	0.000	0.000		1.59	-	-			-	-	0.000	0.000	0.000		0.001	-	-			-	-			0.014		
1.500					-	-	0.000	0.000	0.000		1.49	-	-			-	-	0.000	0.000	0.000		0.001	-	-			-	-			0.015		
1.600					-	-	0.000	0.000	0.000		1.39	-	-			-	-	0.000	0.000	0.000		0.001	-	-			-	-			0.016		
1.700					-	-	0.000	0.000	0.000		1.29	-	-			-	-	0.000	0.000	0.000		0.001	-	-			-	-			0.017		
1.800	0.000	0.000	0.000		1.19	-	-	0.000	0.000	0.000		1.19	-	-			0.000	0.000	0.000		0.001	-	-			0.000	0.000	0.000		0.001	-	-	0.018
1.900	0.000	0.000	0.000		1.09	-	-	0.000	0.000	0.000		1.09	-	-			0.000	0.000	0.000		0.001	-	-			0.000	0.000	0.000		0.001	-	-	0.019
2.000	0.000	0.000	0.000		0.991	-	-	0.000	0.000	0.000		0.994	-	-			0.000	0.000	0.000		0.002	-	-			0.000	0.000	0.000		0.001	-	-	0.020
2.200	0.000	0.000	0.000		0.791	-	-	0.000	0.000	0.000		0.796	-	-			0.000	0.000	0.000		0.001	-	-			0.000	0.000	0.000		0.001	-	-	0.022
2.400	0.000	0.000	0.000		0.592	-	-	0.000	0.000	0.000		0.603	-	-			0.000	0.000	0.000		0.001	-	-			0.000	0.000	0.000		0.008	-	-	0.024
2.600	0.000	0.000	0.000		0.394	-	-	0.000	0.000	0.000		0.425	-	4			0.000	0.000	0.000		0.002	-	-			0.000	0.000	0.000		0.030	-	-	0.026
2.800	0.000	0.000	0.000		0.214	-	-	0.000	0.000	0.000		0.275	-	-			0.000	0.000	0.000		0.022	-	-			0.000	0.000	0.000		0.079	-	-	0.028
3.000	0.000	0.000	0.000		0.086	-	-	0.000	0.000	0.000		0.161	-	-			0.000	0.000	0.000		0.094	-	-			0.000	0.000	0.000		0.165	-	-	0.030
3.200	0.000	0.000	0.000		0.023	-	-	0.000	0.000	0.000		0.086	-	-			0.000	0.000	0.000		0.232	-	-			0.000	0.000	0.000		0.290	-	-	0.032
3.400	0.000	0.000	0.000		0.004	-	-	0.000	0.000	0.000		0.042	-	-			0.000	0.000	0.000		0.413	-	-			0.000	0.000	0.000		0.446	-	-	0.034
3.600	0.000	0.000	0.000		0.001	-	-	0.000	0.000	0.000		0.019	-	-			0.000	0.000	0.000		0.610	-	-			0.000	0.000	0.000		0.623	-	-	0.036
3.800	0.000	0.000	0.000		0.001	-	-	0.000	0.000	0.000		0.008	-	-			0.000	0.000	0.000		0.810	-	-			0.000	0.000	0.000		0.813	-	-	0.038
4.000	0.000	0.000	0.000		0.001	-	-	0.000	0.000	0.000		0.003	-	-			0.000	0.000	0.000		1.01	-	-			0.000	0.000	0.000		1.01	-	-	0.040
4.400	0.000	0.000	0.000		0.001	-	-	0.000	0.000	0.000		0.001	-	-			0.000	0.000	0.000		1.41	-	-			0.000	0.000	0.000		1.41	-	-	0.044
4.800	0.000	0.000	0.000		0.001	-	-	0.000	0.000	0.000		0.001	-	-			0.000	0.000	0.000		1.81	-	-			0.000	0.000	0.000		1.81	-	-	0.048
5.200					-	-	0.000	0.000	0.000		0.001	-	-			-	-	0.000	0.000	0.000		2.21	-	-			-	-			0.052		
Totals:					0	0					0	4	0	0			0	0					0	0	0	0			0	0	0	0	
Number of Trades:					0						0		0				0.00						0		0						0		

PPC (CR)

(Contract Size: 100 Securities, Exercise Style: American, Physical Delivery)

Call Options																Put Options																	
Exercise Price	November 2023					December 2023					Other Months		November 2023					December 2023					Other Months		Exercise Price								
	Open price	Price max	Price min	Last price	Closing price	Volume	Open Interest	Open price	Price max	Price min	Last price	Closing price	Volume	Open Interest	Volume	Open Interest	Open price	Price max	Price min	Last price	Closing price	Volume	Open Interest	Open price		Price max	Price min	Last price	Closing price	Volume	Open Interest	Volume	Open Interest
4.400						-	-	0.000	0.000	0.000		5.79	-	-			-	-	0.000	0.000	0.000		0.001	-	-			-	-			0.044	
4.800						-	-	0.000	0.000	0.000		5.39	-	-			-	-	0.000	0.000	0.000		0.001	-	-			-	-			0.048	
5.200						-	-	0.000	0.000	0.000		4.99	-	-			-	-	0.000	0.000	0.000		0.001	-	-			-	-			0.052	
5.600						-	-	0.000	0.000	0.000		4.59	-	-			-	-	0.000	0.000	0.000		0.001	-	-			-	-			0.056	
6.000						-	-	0.000	0.000	0.000		4.19	-	-			-	-	0.000	0.000	0.000		0.001	-	-			-	-			0.060	
6.400						-	-	0.000	0.000	0.000		3.79	-	-			-	-	0.000	0.000	0.000		0.001	-	-			-	-			0.064	
6.800	0.000	0.000	0.000		3.38	-	-	0.000	0.000	0.000		3.39	-	-			0.000	0.000	0.000		0.001	-	-	0.000	0.000	0.000		0.001	-	-			0.068
7.200	0.000	0.000	0.000		2.98	-	-	0.000	0.000	0.000		3.00	-	-			0.000	0.000	0.000		0.001	-	-	0.000	0.000	0.000		0.001	-	-			0.072
7.600	0.000	0.000	0.000		2.58	-	-	0.000	0.000	0.000		2.60	-	-			0.000	0.000	0.000		0.001	-	-	0.000	0.000	0.000		0.002	-	-			0.076
8.000	0.000	0.000	0.000		2.18	-	-	0.000	0.000	0.000		2.20	-	-			0.000	0.000	0.000		0.001	-	-	0.000	0.000	0.000		0.007	-	-			0.080
8.400	0.000	0.000	0.000		1.79	-	-	0.000	0.000	0.000		1.82	-	-			0.000	0.000	0.000		0.002	-	-	0.000	0.000	0.000		0.021	-	-			0.084
8.800	0.000	0.000	0.000		1.39	-	-	0.000	0.000	0.000		1.45	-	-			0.000	0.000	0.000		0.001	-	20	0.000	0.000	0.000		0.054	-	-			0.088
9.200	0.000	0.000	0.000		0.997	-	-	0.000	0.000	0.000		1.11	-	-			0.000	0.000	0.000		0.011	-	25	0.000	0.000	0.000		0.115	-	-			0.092
9.600	0.000	0.000	0.000		0.639	-	2	0.000	0.000	0.000		0.821	-	4			0.000	0.000	0.000		0.053	-	-	0.000	0.000	0.000		0.221	-	-			0.096
10.000	0.000	0.000	0.000		0.348	-	10	0.000	0.000	0.000		0.579	-	4			0.000	0.000	0.000		0.162	-	-	0.000	0.000	0.000		0.378	-	-			0.100
11.000	0.000	0.000	0.000		0.032	-	-	0.000	0.000	0.000		0.194	-	-			0.000	0.000	0.000		0.847	-	-	0.000	0.000	0.000		0.994	-	-			0.110
12.000	0.000	0.000	0.000		0.001	-	-	0.000	0.000	0.000		0.046	-	-			0.000	0.000	0.000		1.82	-	-	0.000	0.000	0.000		1.85	-	-			0.120
13.000	0.000	0.000	0.000		0.001	-	-	0.000	0.000	0.000		0.009	-	-			0.000	0.000	0.000		2.82	-	-	0.000	0.000	0.000		2.82	-	-			0.130
14.000	0.000	0.000	0.000		0.001	-	-	0.000	0.000	0.000		0.001	-	-			0.000	0.000	0.000		3.82	-	-	0.000	0.000	0.000		3.82	-	-			0.140
15.000	0.000	0.000	0.000		0.001	-	-	0.000	0.000	0.000		0.001	-	-			0.000	0.000	0.000		4.82	-	-	0.000	0.000	0.000		4.82	-	-			0.150
16.000						-	-	0.000	0.000	0.000		0.001	-	-			-	-	0.000	0.000	0.000		5.82	-	-			-	-			0.160	
Totals:						0	12					0	8	0	0			0	45				0	0	0	0	0	0	0	0			
Number of Trades:						0						0		0					0.00				0				0		0				

Lending Products	Underlying Title	Open Interest[5]	Multilateral Transactions[1]				Bilateral Transactions[2]		Stock Borrowing through OTC (volume)[3]
			Volume(Offered)	Average Weighted	Transactions volume	Average Weighted	Transactions Volume	Average Weighted	Transactions Volume
ADMIEBOR	ADMIE (IPTO) HOLDING S.A. (CR)	1,000	---	---	---	---	---	188,669	
AEGNBOR	AEGEAN AIRLINES (CR)	600	---	---	---	---	---	167,199	
ALPHABOR	ALPHA SERVICES HOLD (CR)	23,070	---	---	---	---	---	57,279,561	
OTOELBOR	AUTOHELLAS SA (CR)	1,500	---	---	---	---	---	123,783	
AVAXBOR	AVAX S.A. (CR)	---	---	---	---	---	---	---	
EEEBOR	CC HBC AG (CR)	10,105	---	---	---	---	---	47,768	
CENERBOR	CENERGY HOLDINGS (CB)	790	---	---	---	---	---	108,848	
ELLAKTORBOR	ELLAKTOR (CR)	7,681	---	---	---	---	---	49,894	
ELHABOR	ELVALHALCOR (CR)	1,278	---	---	---	---	---	66,887	
EUROBBOR	EUROBANK HOLDINGS (CR)	15,000	---	---	---	---	---	34,120,608	
EYDAPBOR	EYDAP S.A. (CR)	845	---	---	---	---	---	231,962	
FFGRPBOR	FOLLI FOLLIE (CR)	---	---	---	---	---	---	886,279	
FOYRKBOR	FOURLIS (CR)	230	---	---	---	---	---	12,123	
GEKTERNABOR	GEK TERNA (CR)	---	---	---	---	---	---	3,698	
SARBOR	GR. SARANTIS S.A. (CR)	1,949	---	---	---	---	---	28,100	
EXAEBOR	HELLENIC EXCHANGES-A.S.E. (CR)	4,200	---	---	---	---	---	167,047	
ELPEBOR	HELLENIQ ENERGY (CR)	200	---	---	---	---	---	258,270	
INTRKBOR	INTRACOM HOLDINGS (CR)	---	---	---	---	---	---	---	
INKATBOR	INTRAKAT (CR)	---	---	---	---	---	---	---	
BELABOR	JUMBO SA (CR)	2,575	---	---	---	---	---	196,303	
LAMDABOR	LAMDA DEVELOPMENT SA (CR)	400	---	---	---	2,000	0.01%	518,210	
MIGBOR	MIG (CR)	1,921	---	---	---	---	---	40,179	
MOHBOR	MOTOR OIL (CR)	24,301	---	---	---	---	---	460,115	
MYTILBOR	MYTILINEOS (CR)	2,761	---	---	---	---	---	124,528	
ETEBOR	NATIONAL BANK (CR)	---	---	---	---	---	---	10,306,898	
OPAPBOR	OPAP (CR)	4,400	---	---	---	---	---	1,553,608	
OPTIMABOR	OPTIMA BANK (CR)	---	---	---	---	---	---	---	
HTOBOR	OTE (CR)	1,750	---	---	---	---	---	1,642,089	
PPABOR	P.P.A. S.A. (CR)	500	---	---	---	---	---	67,791	
TPEIRBOR	PIRAEUS FINANCIAL HOLD (CR)	5,000	---	---	---	---	---	1,371,061	
PPCBOR	PPC (CR)	2,000	---	---	---	---	---	1,278,881	

Stock Lending Notes

[1] - Multilateral contracts Lending or Borrowing as per Methods 8-1, 8-2 and 8-3-3 (According to ATHEX BoD Resolution No.17)

[2] - Bilateral Contracts Lending or Borrowing as per Methods 8-3-1 and 8-3-2 (According to ATHEX BoD Resolution No.20)

[3] - The information concerning OTC Stock Borrowing Transactions is based on the statements of the Dematerialised Securities System (DSS) operators involved and refers to volumes that have been registered up until the previous working day.

[4] - Average Price (Volume weighted)

[5] - The Data concerning Open Interest before the start of trading session

Lending Products	Underlying Title	Open Interest[5]	Multilateral Transactions[1]				Bilateral Transactions[2]		Stock Borrowing through OTC (volume)[3]	
			Volume(Offered)	Average Weighted	Transactions volume	Average Weighted	Transactions Volume	Average Weighted	Transactions Volume	
QUALBOR	QUALITY & RELIABILITY SA (CR)	---	---	---	---	---	---	---	---	
QUESTBOR	QUEST HOLDINGS (CR)	359	---	---	---	---	---	---	51,564	
TENERGYBOR	TERNA ENERGY (CR)	450	---	---	---	---	---	---	291,600	
TITCBOR	TITAN CEMENT (CB)	2,368	---	---	---	---	---	---	231,320	
VIOBOR	VIOHALCO SA/NV (CB)	1,462	---	---	---	---	---	---	---	

Stock Lending Notes

[1] - Multilateral contracts Lending or Borrowing as per Methods 8-1, 8-2 and 8-3-3 (According to ATHEX BoD Resolution No.17)

[2] - Bilateral Contracts Lending or Borrowing as per Methods 8-3-1 and 8-3-2 (According to ATHEX BoD Resolution No.20)

[3] - The information concerning OTC Stock Borrowing Transactions is based on the statements of the Dematerialised Securities System (DSS) operators involved and refers to volumes that have been registered up until the previous working day.

[4] - Average Price (Volume weighted)

[5] - The Data concerning Open Interest before the start of trading session

Sectors codification for listed companies

12003-	ETF	10101010	Computer Services
10101015	Software	10102030	Computer Hardware
15101010	Telecommunications Equipment	15102015	Telecommunications Services
20101010	Health Care Facilities	20101025	Health Care Services
20102010	Medical Equipment	20103015	Pharmaceuticals
30101010	Banks	30202000	Diversified Financial Services
30202010	Asset Managers & Custodians	30202015	Investment Services
30204000	Closed End Investments	30302010	Full Line Insurance
30302015	Insurance Brokers	30302025	Property and Casualty Insurance
35101010	Real Estate Holding and Development	35101015	Real Estate Services
35102000	Diversified REITs	35102030	Office REITs
40201040	Rental & Leasing Services: Consumer	40202010	Home Construction
40202015	Household Furnishings	40202020	Household Appliance
40203040	Electronic Entertainment	40204020	Clothing & Accessories
40301010	Entertainment	40301030	Publishing
40301035	Radio & TV Broadcasters	40401010	Diversified Retailers
40401020	Apparel Retailers	40401025	Home Improvement Retailers
40401030	Specialty Retailers	40501010	Airlines
40501015	Travel & Tourism	40501020	Casinos & Gambling
40501025	Hotels & Motels	45101015	Distillers & Vintners
45101020	Soft Drinks	45102010	Farming Fishing Ranching & Plantations
45102020	Food Products	45103010	Tobacco
45201010	Food Retailers & Wholesalers	45201020	Personal Products
50101010	Construction	50101020	Building Roof/Wallboard and Plumbing
50101030	Cement	50101035	Building Materials: Other
50202010	Electrical Components	50203000	Diversified Industrials
50203015	Plastics	50203030	Containers & Packaging
50204000	Machinery: Industrial	50204020	Machinery: Construction & Handling
50205010	Industrial Suppliers	50205020	Back Office Support HR & Consulting
50205030	Forms & Bulk Printing Services	50206015	Commercial Vehicles & Parts
50206030	Marine Transportation	50206060	Transportation Services
55101000	Diversified Materials	55101020	Textile Products
55102000	General Mining	55102010	Iron & Steel
55102015	Metal Fabricating	55102035	Aluminum
60101020	Oil Refining and Marketing	65101010	Alternative Electricity
65101015	Conventional Electricity	65102030	Water



ATHEX
Athens Stock Exchange

Λεωφ. Αθηνών 110 104 42 Αθήνα
110, Athinon Ave. GR 104 42 Athens
tel. (+30)210-33.66.800, fax (+30)210-33.66.101
www.athexgroup.gr