


23

Ημερήσιο Δελτίο
Συναλλακτικής Δραστηριότητας

Daily Official List
of Trading Activity

Monday, 6 November, 2023
Year: 144 Trading Day No: 212



ATHEXGROUP
Athens Exchange Group

Disclaimer:

Hellenic Exchanges-Athens Stock Exchange S.A endeavours to ensure that the data and other material ("Information") presented on the Daily Official List are accurate and complete, but it is not liable for any errors or omissions of data or /and for the accuracy, credibility, updating and completeness of the aforesaid information nor it has any liability arising directly or indirectly from the use of the above Information.

The Company is not liable for the accuracy of the data included in listed companies' announcements. Only the sender of such an announcement is fully and solely liable for any infringement of third party's rights from the content of such announcement. All contents of the Daily Official List are provided only for information purposes and do not constitute investment advice or solicitation to invest in securities or other products listed for trading on the Exchange.

You acknowledge and agree that the Company is the owner of any property rights related to any Information appearing on the Daily Official List including intellectual property rights copyright, trademarks, etc.

The above data are a property of the Hellenic Exchanges-Athens Exchange and are copyright protected. Users are forbidden to reproduce, modify, copy, sale, transmit or redistribute, by all reproduction means and methods, part or the whole of the above data, without reference to their source.

The commercial exploitation of these data is, also, forbidden by third parties. Hellenic Exchanges-Athens Exchange does not carry any responsibility, direct or indirect, derived from usage or accidental alteration of the above data when used by third parties.

Hellenic Exchanges – Athens Stock Exchange S.A.

110 Athinon Ave., 10442 Athens, Tel: (210) 33.66.800, Fax: (210) 32.13.938

www.athexgroup.gr

Thessalonica Stock Exchange Center (T.S.E.C)

16-18 Katouni Str., Thessalonica 546 25 Tel: (2310) 567.667, Fax: (2310) 530.545

Athex Members Guarantee Fund

14-16 Fidiou Str., Athens 106 78, Tel: (210) 33.04.682, Fax: (210) 33.04.155

Hellenic Republic Capital Market Commission

1 Kolokotroni Str. & 1 Stadiou Str., Athens 10562 Tel: (210) 33.77.100 Fax: (210) 33.77.173

Table of Contents

Section 1: Statistical Figures of Securities, Derivatives and Lending

Summary of Markets

Athex Indices

Analytic Figures for Athex Market's Boards and Categories

Trading Details by Athex Sectors and Financial Instruments (ETFs)

Top 10 best & worst performing Shares

Derivatives Summary

Section 2: Analytic Figures of Shares Transactions

Analytic Figures of Shares Transactions

Shares' Notes

Section 3: Figures of Securities Transactions

Securities Blocks Details

Shares Rights Details

Stock Borrowing

Forced Sales Details

Forced Sales Registered Shares

Exchange Traded Funds (ETFs) Characteristics

Section 5: Bonds traded in Fixed Income Assets Market

Convertible Corporate Bonds - Regulated Market

Non Convertible Corporate Bonds - Regulated Market

Government Bonds

Treasury Bills & Zero Coupon Government Bonds

Government Bonds Traded with the Open Outcry Method

State Banks Bonds

Section 6: Additional Infos

Athex & ATHEXClear Members List

List of Stocks under Market Making operations

Section 7: Derivatives Market Analytic Figures

Index Futures

Stock Futures

Index Options

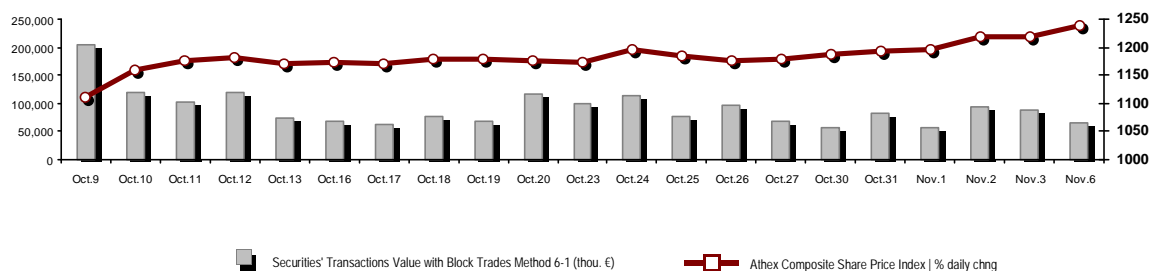
Stock Options

Stock Lending Analytic Figures

Appendix A: Sectors codification for listed companies

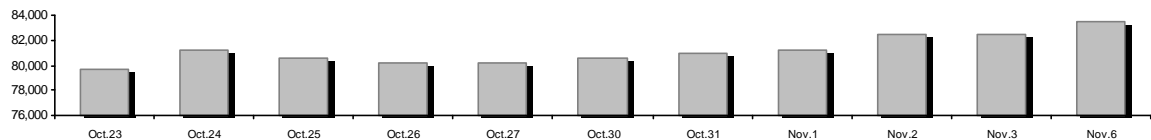
Summary of Markets

Athex Composite Share Price Index vs Shares and Derivatives Transactions Value

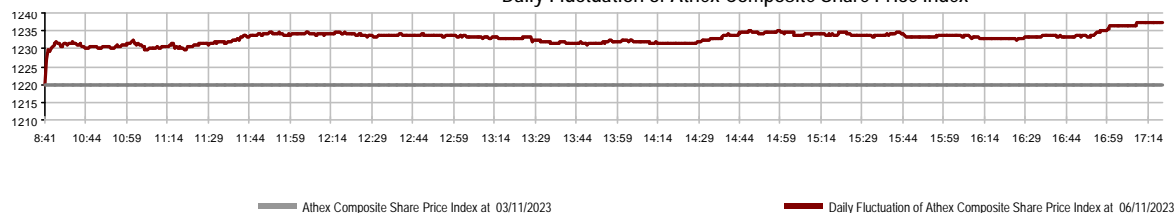


Athex Capitalisation (mill. €)**:	83,549.81		Derivatives Total Open Interest	479,611
Daily change: mill. € %	1,014.47	1.23%	in Index Futures % daily chng	5,213 -2.03%
Yearly Avg Capitalisation: mill. € % chng prev year Avg	79,465.26	26.02%	in Stock Futures % daily chng	472,096 0.23%
Athex Composite Share Price Index % daily chng	1,237.37	1.44%	in Index Options % daily chng	1,410 17.89%
Athex Composite Share Price Index Capitalisation (mill. €)	75,950.36		in Stock Options % daily chng	892 1.71%
Daily change (mill. €)	1,027.92			
Securities' Transactions Value with Block Trades Method 6-1 (t)	64,243.40		Derivatives Contracts Volume:	17,376
Daily change: %	-23,268.20	-26.59%	Daily change: pieces %	-14,331 -45.20%
YTD Avg Trans. Value: thou. € % chng prev year Avg	103,345.51	43.04%	YTD Avg Derivatives Contracts % chng prev year Avg	44,537 29.65%
Blocks Transactions Value of Method 6-1 (thou. €)	4,081.10		Derivatives Trades Number:	1,623
Blocks Transactions Value of Method 6-2 & 6-3 (thou. €)	0.00		Daily change: number %	-673 -29.31%
Bonds Transactions Value (thou.€)	423.90		YTD Avg Trades number % chng prev year Avg	2,353 14.54%
Securities' Transactions Volume with Block Trades Method 6-1 (tho)	15,517.12		Lending Total Open Interest	218,695
Daily change: thou. pieces %	-6,111.62	-28.26%	Daily change: pieces %	2,481 1.15%
YTD Avg Volume: % chng prev year Avg	32,983.15	16.34%	Lending Volume (Multilateral/Bilateral)	1,000
Blocks Transactions Volume of Method 6-1 (thou. Pieces)	619.12		Daily change: pieces %	-5,376
Blocks Transactions Volume of Method 6-2 & 6-3 (thou. Pieces)	0.00		Multilateral Lending	0
Bonds Transactions Volume	463,000		Bilateral Lending	1,000
Securities' Trades Number with Block Trades Method 6-1	27,261		Lending Trades Number:	1
Daily change: number %	-13,142	-32.53%	Daily change: %	-8
YTD Avg Trades number % chng prev year Avg	36,127	22.81%	Multilateral Lending Trades Number	0
Number of Blocks Method 6-1	11		Bilateral Lending Trades Number	1
Number of Blocks Method 6-2 & 6-3	0			
Number of Bonds Transactions	165			

Athex Capitalisation (mill. €)**



Daily Fluctuation of Athex Composite Share Price Index



Athex Indices

Index name	06/11/2023	03/11/2023	pts.	%	Min	Max	Year min	Year max	Year change
Athex Composite Share Price Index	1,237.37 #	1,219.77	17.60	1.44%	1,219.77	1,237.38	929.79	1,351.68	33.08% #
Athex ESG Index	1,420.59 #	1,399.78	20.81	1.49%	1,399.78	1,420.61	1,057.52	1,541.00	34.31% #
FTSE/Athex Large Cap	3,027.61 #	2,981.22	46.39	1.56%	2,981.22	3,027.61	2,250.77	3,280.71	34.47% #
FTSE/Athex Mid Cap Index	2,013.35 #	2,000.28	13.07	0.65%	2,000.28	2,024.29	1,411.43	2,224.46	42.65% #
FTSE/ATHEX High Dividend Yield Index	3,683.87 #	3,653.89	29.98	0.82%	3,653.89	3,692.30	3,028.28	4,088.01	21.65% #
FTSE/ATHEX Global Traders Index Plus	3,772.81 #	3,727.15	45.66	1.23%	3,727.15	3,773.03	2,616.09	4,115.43	44.22% #
FTSE/ATHEX Mid & Small Cap Factor-Weighted Ind	5,231.96 #	5,195.02	36.94	0.71%	5,195.02	5,264.69	4,353.12	5,946.34	19.03% #
ATHEX Select Index Plus	4,277.45 #	4,222.28	55.17	1.31%	4,222.28	4,277.45	3,071.06	4,762.60	39.28% #
ATHEX Select Index	6,178.46 #	6,115.88	62.58	1.02%	6,115.88	6,230.74	4,343.88	7,125.71	42.23% #
FTSE/Athex Market Index	719.41 #	708.92	10.49	1.48%	708.92	719.42	539.21	780.89	33.38% #
Athex Composite Index Total Return Index	2,245.22 #	2,213.28	31.94	1.44%	2,213.28	2,245.23	1,641.17	2,440.14	36.81% #
FTSE/Athex Large Cap Total Return	4,985.25 #	4,908.86	76.39	1.56%			3,623.42	5,338.50	38.44% #
FTSE/Athex Mid Cap Total Return	2,709.67 #	2,692.08	17.59	0.65%			1,881.61	2,956.50	45.86% #
Hellenic Mid & Small Cap Index	1,820.63 #	1,793.52	27.11	1.51%	1,793.52	1,820.63	1,365.14	2,011.62	33.37% #
FTSE/Athex Banks	998.51 #	975.49	23.02	2.36%	975.49	998.85	640.09	1,117.78	55.88% #
FTSE/Athex Financial Services	1,204.48 €	1,209.42	-4.94	-0.41%	1,200.77	1,230.42	672.72	1,514.55	75.73% #
FTSE/Athex Industrial Goods & Services	8,071.19 #	8,054.59	16.60	0.21%	8,054.59	8,123.50	4,603.86	8,651.06	74.01% #
FTSE/Athex Retail	1,163.17 #	1,160.09	3.08	0.27%	1,155.93	1,190.46	901.21	1,375.58	29.07% #
FTSE/ATHEX Real Estate	4,246.17 #	4,222.95	23.22	0.55%	4,222.95	4,267.15	3,750.22	4,816.41	4.25% #
FTSE/Athex Consumer Goods & Services	14,855.53 #	14,451.59	403.94	2.80%	14,451.59	14,855.53	8,974.47	16,184.74	62.22% #
FTSE/Athex Food & Beverage	9,249.53 #	9,164.38	85.15	0.93%	9,164.38	9,312.16	8,101.49	11,188.59	9.25% #
FTSE/Athex Basic Resources	7,711.76 #	7,608.81	102.95	1.35%	7,608.81	7,778.35	6,463.31	10,590.89	18.83% #
FTSE/Athex Construction & Materials	4,575.67 #	4,469.51	106.16	2.38%	4,469.51	4,575.67	3,204.90	4,808.27	42.77% #
FTSE/Athex Energy	5,352.71 #	5,293.19	59.52	1.12%	5,290.46	5,361.44	4,689.99	5,856.79	6.42% #
FTSE/Athex Travel & Leisure	2,821.11 #	2,796.58	24.53	0.88%	2,778.66	2,823.69	2,196.17	3,051.18	27.23% #
FTSE/Athex Technology	2,867.64 #	2,837.65	29.99	1.06%	2,837.43	2,871.66	2,047.81	3,153.87	39.60% #
FTSE/Athex Telecommunications	3,878.03 €	3,891.49	-13.46	-0.35%	3,877.84	3,927.75	3,511.53	4,415.99	-4.76% €
FTSE/Athex Utilities	5,401.09 #	5,293.28	107.81	2.04%	5,293.28	5,402.49	4,598.77	6,190.27	17.45% #
FTSE/Athex Health Care	437.51 #	437.09	0.42	0.10%	437.09	444.90	380.60	504.88	4.45% #
FTSE/Athex Personal Products	7,887.05 ~	7,887.05	0.00	0.00%	7,832.87	7,893.09	6,441.87	8,386.11	19.39% #
Athex All Share Index	289.43 #	285.91	3.52	1.23%	289.43	289.43	231.11	314.56	25.71% #
MSCI GREECE REBASED	4,871.95 #	4,792.62	79.33	1.66%	4,792.62	4,871.95	4,125.04	5,209.29	--- ~
Hellenic Corporate Bond Index	126.09 #	125.95	0.14	0.11%			118.78	126.09	5.97% #
Hellenic Corporate Bond Price Index	88.63 #	88.54	0.09	0.11%			85.96	88.73	2.79% #

Note 1: FTSE/Med 100, Hellenic Corporate Bond Price Index and Hellenic Corporate Bond Index closing prices refer to the previous trading day of 02/11/2023.

Note 2: The Hellenic Mid & Small Cap Index is a Customized index calculated by the Athens Exchange.

Analytic Figures for Athex Market's Boards and Categories

	Total Traded Securities	Main Market	Surveillance	Exchange Traded Funds (ETFs)
Totals	122	113	8	1
Gain / Lose / Same:	77 / 26 / 19	72 / 26 / 15	4 / 0 / 4	1 / 0 / 0
Athex Capitalisation (mill. €) **	83,549.81	82,940.91	608.90	
Daily Average Trans/ons Value(thou.€)	103,345.51	103,049.56	270.12	67.37
Transactions Value	64,243.40	63,431.32	623.90	188.18
Main Board:	60,069.46	59,257.38	623.90	188.18
Blocks Board 6_2_3:	4,081.10	4,081.10	0.00	0.00
Forced Sales Board:	92.84	92.84	0.00	0.00
Special Terms Board:	0.00	0.00	0.00	0.00
Daily Average Transactions Volume	32,983,146	31,904,563	1,081,483	2,344
Transactions Volume	15,517,124	14,542,389	968,535	6,200
Main Board:	14,891,272	13,916,537	968,535	6,200
Blocks Board 6_2_3:	619,123	619,123	0	0
Forced Sales Board:	6,729	6,729	0	0
Special Terms Board:	0	0	0	0
Daily Average Number of Trades	36,127	35,908	216	4
Number of Trades	27,261	26,998	246	17
Main Board:	27,236	26,973	246	17
Blocks Board 6_2_3:	11	11	0	0
Forced Sales Board:	14	14	0	0
Special Terms Board:	0	0	0	0

Trading Details by Athex Sectors and Financial Instruments (ETFs)

Code	Sectors	Gain / Lose / Same	Number of Trades	Transactions Volume	Transactions Value	% of Total Trans. Value
3010	- Banks	5 / 2 / 0	7,720	9,561,195	21,539,779.45	33.53%
5510	- Basic Resources	9 / 2 / 2	975	317,901	921,007.51	1.43%
5010	- Construction & Materials	11 / 2 / 1	2,535	1,065,877	3,689,895.17	5.74%
4020	- Consumer Products & Services	4 / 1 / 2	248	59,836	152,211.58	0.24%
6010	- Energy	4 / 0 / 0	1,277	139,803	1,747,590.37	2.72%
12000	- Financial Instruments	1 / 0 / 0	17	6,200	188,175.08	0.29%
3020	- Financial Services	2 / 1 / 2	356	59,194	293,409.58	0.46%
4510	- Food Beverage & Tobacco	3 / 3 / 0	210	26,954	450,273.12	0.70%
2010	- Health Care	2 / 0 / 1	125	149,167	118,974.45	0.19%
5020	- Industrial Goods & Services	11 / 3 / 2	2,169	469,365	5,754,597.99	8.96%
3030	- Insurance	0 / 1 / 0	14	1,379	5,400.56	0.01%
4030	- Media	0 / 2 / 0	8	3,679	1,824.06	0.00%
4520	- Personal Care, Drug & Grocery Stores	0 / 1 / 2	228	35,513	174,973.81	0.27%
3510	- Real Estate	5 / 2 / 2	756	182,937	616,781.36	0.96%
4040	- Retail	4 / 2 / 1	2,045	305,928	5,906,801.49	9.19%
1010	- Technology	7 / 3 / 0	1,191	362,739	1,265,072.13	1.97%
1510	- Telecommunications	1 / 1 / 0	1,046	140,644	1,950,459.14	3.04%
4050	- Travel & Leisure	4 / 0 / 3	3,744	1,590,499	11,352,260.45	17.67%
6510	- Utilities	4 / 0 / 1	2,597	1,038,314	8,113,909.08	12.63%

Top 10 best & worst performing Shares

Main Market

With positive Price change	Closing price	change	With negative Price change	Closing price	change
ELLAKTOR (CR)	2.08	5.91% #	KARELIA (CR)	298	-3.25% €
INTERWOOD-XYLEMPORIA (CR)	0.373	5.07% #	AVAX S.A. (CR)	1.36	-1.73% €
AEGEAN AIRLINES (CR)	11.36	4.99% #	AUSTRIACARD (CB)	6	-0.83% €
INTRAKAT (CR)	3.48	3.88% #	DIMAND (CR)	10.7	-0.47% €
REVOIL (CR)	1.9	3.82% #	OPTIMA BANK (CR)	7.07	-0.42% €
QUEST HOLDINGS (CR)	5.47	3.40% #	EPSILON NET (CR)	9.44	-0.42% €
ALUMIL (CR)	2.52	3.28% #	HELLENIC EXCHANGES-A.S.E. (CR)	4.875	-0.41% €
IKTINOS HELLAS SA (CR)	0.482	3.21% #	BANK OF GREECE (CR)	13.65	-0.37% €
KRI-KRI S.A. (CR)	8.38	3.20% #	OTE (CR)	13.88	-0.36% €
JUMBO SA (CR)	26.72	3.09% #	PREMIA (CR)	1.16	-0.34% €
With the highest Transactions Value	Value (thou. €)	change	With the highest Transactions Volume	Volume	change
OPAP (CR)	8,918.66	0.32% #	ALPHA SERVICES HOLD (CR)	4,025,243	2.94% #
PIRAEUS FINANCIAL HOLD (CR)	6,200.82	2.75% #	EUROBANK HOLDINGS (CR)	2,459,633	1.97% #
ALPHA SERVICES HOLD (CR)	5,973.28	2.94% #	PIRAEUS FINANCIAL HOLD (CR)	2,090,761	2.75% #
JUMBO SA (CR)	5,541.76	3.09% #	NATIONAL BANK (CR)	971,980	2.00% #
NATIONAL BANK (CR)	5,460.32	2.00% #	OPAP (CR)	577,930	0.32% #
PPC (CR)	4,737.66	2.98% #	PPC (CR)	468,566	2.98% #
MYTILINEOS (CR)	4,392.47	0.11% #	ADMIE (IPTO) HOLDING S.A. (CR)	369,590	0.00% -
EUROBANK HOLDINGS (CR)	3,792.72	1.97% #	INTRAKAT (CR)	273,961	3.88% #
TERNA ENERGY (CR)	2,407.02	0.62% #	AVAX S.A. (CR)	229,800	-1.73% €
OTE (CR)	1,941.51	-0.36% €	JUMBO SA (CR)	208,605	3.09% #

Note: Stocks that are not included in the "Under Supervision" category, and the transactions value is more than 10,000 €.

Derivatives Summary

	Number of Trades	Volume	Open Interest
Index Futures	157	598	5,213
FTSE/Athex Banks	4	12	1,807
FTSE/Athex Large Cap	153	586	3,303
MSCI GREECE REBASED	0	0	103
Stock Futures	1,416	15,652	472,096
ADMIE (IPTO) HOLDING S.A. (CR)	26	383	23,706
AEGEAN AIRLINES (CR)	96	351	5,020
ALPHA SERVICES HOLD (CR)	194	5,733	201,622
AUTOHELLAS SA (CR)	0	0	80
AVAX S.A. (CR)	11	52	1,489
CC HBC AG (CR)	4	12	500
CENERGY HOLDINGS (CB)	8	26	4,822
ELLAKTOR (CR)	11	53	970
ELVALHALCOR (CR)	8	45	1,240
EUROBANK HOLDINGS (CR)	97	1,003	34,521
EYDAP S.A. (CR)	1	1	2,401
FOURLIS (CR)	16	51	840
GEK TERNA (CR)	10	51	6,056
HELLENIC EXCHANGES-A.S.E. (CR)	13	57	8,444
HELLENIQ ENERGY (CR)	21	42	1,386
INTRACOM HOLDINGS (CR)	20	88	4,478
INTRAKAT (CR)	113	1,255	6,706
JUMBO SA (CR)	19	52	740
LAMDA DEVELOPMENT SA (CR)	3	15	5,819
MIG (CR)	0	0	52
MOTOR OIL (CR)	6	16	1,115
MYTILINEOS (CR)	45	104	3,039
NATIONAL BANK (CR)	174	1,309	22,656
OPAP (CR)	29	100	1,659
OPTIMA BANK (CR)	1	10	0
OTE (CR)	37	195	6,797
P.P.A. S.A. (CR)	0	0	207
PIRAEUS FINANCIAL HOLD (CR)	230	3,071	83,138
PPC (CR)	136	1,270	21,218
QUEST HOLDINGS (CR)	1	5	115
TERNA ENERGY (CR)	45	103	15,075
TITAN CEMENT (CB)	7	41	988
VIOHALCO SA/NV (CB)	34	158	5,197
Index Options	33	285	1,410
FTSE/Athex Large Cap	33	285	1,410
Stock Options	17	841	892
ALPHA SERVICES HOLD (CR)	0	0	0
NATIONAL BANK (CR)	17	841	627
OPAP (CR)	0	0	179
OTE (CR)	0	0	17
PIRAEUS FINANCIAL HOLD (CR)	0	0	4
PPC (CR)	0	0	65
Total Derivatives Traded	1,623	17,376	479,611

Number of Outstanding Securities	Nominal Value	Dividends [1]			Date of Last Coupon		Note	Shares	Closing price	% change	Previous closing price/date	Open price	Price min	Price max	Last price	Avg price	Last Bid [7]	Last Ask [7]	P/E after tax	Year	Volume	Trades	Transactions Value[8]	Company Mkt Value (thou. €)	Year low	Year high	Sector[4]		
2020	2021	2022	Dividend [2]	Right																									
2,351,697,671	0.290	---	---	---	07/04/2008	18/04/2017	---	ALPHA SERVICES HOLD (CR)	1.487	2.94	P	1.4445	03/11/2023	1.4695	1.4695	1.489	1.487	1.484	2356@1.49	114271@1.49	---	---	4,025,243	2,382	5,973,275.62	3,496,974.44	1.0015	1.682	30101010
36,353,868	1.00	---	---	(0.025)	10/07/2023	21/08/2023	---	AUSTRIACARD (CB)	6	-0.83	E	6.05	03/11/2023	6.05	5.95	6.1	6	6.027	1434@5.95	2682@6.05	---	---	6,076	68	36,620.70	218,123.21	5.2	7.7	10101010
48,624,764	0.080	0.23	0.46	0.65	24/04/2023	05/12/2022	---	AUTOHELLAS SA (CR)	12.9	-0.31	E	12.94	03/11/2023	12.96	12.78	12.96	12.9	12.841	300@12.82	352@12.90	---	---	9,031	134	115,970.84	627,259.46	10.06	14.76	40201040
190,162,681	---	---	---	0.05	19/06/2023	07/12/2016	---	CENERGY HOLDINGS (CB)	6.66	0.60	P	6.62	03/11/2023	6.77	6.62	6.77	6.66	6.684	723@6.63	4175@6.65	---	---	165,754	324	1,107,871.05	1,266,483.46	3.015	7.4	50202010
372,553,049	6.70	0.64	0.71	0.78	25/05/2023	29/04/2013	---	CC HBC AG (CR)	24.62	0.90	P	24.4	03/11/2023	24.65	24.42	24.8	24.62	24.593	69@24.62	4@24.64	---	---	14,385	115	353,773.89	9,172,256.07	21.54	29.91	45101020
54,200,000	0.075	---	0.035	0.074	18/07/2023	23/11/2021	---	EPSILON NET (CR)	9.44	-0.42	E	9.48	03/11/2023	9.4	9.27	9.48	9.44	9.378	342@9.36	1000@9.45	---	---	25,987	146	243,702.02	511,648.00	6.2	12	10101015
3,716,479,777	0.220	---	---	---	02/05/2008	20/05/2019	---	EUROBANK HOLDINGS (CR)	1.55	1.97	P	1.52	03/11/2023	1.5265	1.5265	1.55	1.55	1.542	2290@1.54	164442@1.55	---	---	2,459,633	1,514	3,792,716.40	5,760,543.65	1.0495	1.72	30101010
52,131,944	1.00	---	0.1102	0.11	29/06/2023	23/07/2019	---	FOURLIS (CR)	4.19	---	~	4.19	03/11/2023	4.26	4.16	4.3	4.19	4.253	900@4.17	150@4.22	---	---	76,480	207	325,275.67	218,432.85	3.26	5	40401010
305,635,185	2.18	0.1	0.1	0.3	28/06/2023	01/10/2003	---	HELLENIO ENERGY (CR)	7.55	0.53	P	7.51	03/11/2023	7.6	7.51	7.65	7.55	7.6	205@7.54	55@7.56	---	---	67,329	657	511,686.96	2,307,545.65	6.55	8.68	60101020
83,600,000	0.760	---	---	---	03/07/2007	17/07/2023	---	INTRACOM HOLDINGS (CR)	2.19	2.34	P	2.14	03/11/2023	2.19	2.18	2.24	2.19	2.203	755@2.19	600@2.20	---	---	188,253	338	414,730.39	183,084.00	1.678	2.39	10101010
160,523,985	0.300	---	---	---	12/08/2008	30/12/2022	---	INTRAKAT (CR)	3.48	3.88	P	3.35	03/11/2023	3.39	3.375	3.48	3.48	3.437	1000@3.47	18070@3.48	---	---	273,961	310	941,506.99	558,623.47	1.366	3.48	50101010
136,059,759	0.880	0.77	0.77	0.322	23/08/2023	05/03/2014	---	JUMBO SA (CR)	26.72	3.09	P	25.92	03/11/2023	25.92	25.92	26.72	26.72	26.566	10@26.70	176@26.74	---	---	208,605	1,679	5,541,761.22	3,635,516.76	15.61	29.2	40401010
176,736,715	0.300	---	---	---	30/05/2007	27/11/2019	---	LAMDA DEVELOPMENT SA (CR)	6.45	0.70	P	6.405	03/11/2023	6.405	6.39	6.48	6.45	6.433	472@6.43	28@6.46	---	---	52,370	293	336,871.47	1,139,951.81	5.505	7.42	35101010
107,222,688	0.440	---	(0.5667)	0.2	20/06/2023	16/03/2022	---	QUEST HOLDINGS (CR)	5.47	3.40	P	5.29	03/11/2023	5.37	5.32	5.47	5.47	5.419	300@5.42	770@5.48	---	---	17,111	140	92,721.75	586,508.10	4.655	6.73	10101010
78,325,475	---	---	---	0.6	28/06/2023	23/07/2019	---	TITAN CEMENT (CB)	18.42	1.43	P	18.16	03/11/2023	18.26	18.04	18.6	18.42	18.442	501@18.42	36@18.46	---	---	51,184	390	943,930.34	1,442,755.25	12.04	19.44	50101030
259,189,761	0.02	0.1	0.12	19/06/2023	26/02/2016	---	---	VIOHALCO SANV (CB)	5.05	1.20	P	4.99	03/11/2023	4.99	4.99	5.09	5.05	5.069	4043@5.04	328@5.07	---	---	105,786	338	536,211.01	1,308,908.29	3.995	7.13	55102015
144,321,516	0.300	---	---	0.07	19/06/2023	22/01/2020	---	AVAX S.A. (CR)	1.36	-1.73	E	1.384	03/11/2023	1.398	1.304	1.418	1.36	1.364	426@1.36	500@1.37	---	---	229,800	484	313,492.23	196,277.26	0.748	1.786	50101010
232,000,000	2.12	0.1069	0.0854	0.0682	04/10/2023	19/06/2017	---	ADMIE (IPTO) HOLDING S.A. (CR)	2.055	---	~	2.055	03/11/2023	2.075	2.05	2.085	2.055	2.066	5960@2.06	8170@2.07	16.39	2022	369,590	507	763,700.26	476,760.00	1.64	2.52	65101015
90,167,100	0.500	---	---	---	03/06/2019	24/05/2021	---	AEGEAN AIRLINES (CR)	11.36	4.99	P	10.82	03/11/2023	11.1	11.06	11.36	11.36	11.198	100@11.34	1000@11.38	---	---	161,850	882	1,812,373.52	1,024,298.26	5.27	13.8	40501010
103,423,291	0.570	---	---	---	01/08/2011	23/08/2023	---	GEK TERNA (CR)	13.66	2.55	P	13.32	03/11/2023	13.46	13.22	13.7	13.66	13.418	1000@13.52	53@13.66	---	---	56,673	405	760,432.10	1,412,762.16	10.42	14.84	50101010
382,000,000	2.48	---	---	---	20/07/2015	12/12/2001	---	PPC (CR)	10.18	2.98	P	9.885	03/11/2023	9.98	9.98	10.2	10.18	10.111	4135@10.10	750@10.19	---	---	468,566	1,231	4,737,655.93	3,888,760.00	6.6	11.22	65101015
914,715,153	1.00	---	---	---	16/05/2008	29/08/2018	---	NATIONAL BANK (CR)	5.61	2.00	P	5.5	03/11/2023	5.58	5.58	5.65	5.61	5.618	1587@5.61	313927@5.61	---	---	971,980	2,085	5,460,315.88	5,131,552.01	3.746	6.514	30101010
11,250,000	0.520	---	0.0405	0.08	07/08/2023	09/11/2015	---	EKTER SA (CR)	3.03	2.36	P	2.96	03/11/2023	2.98	2.97	3.04	3.03	3.004	800@2.98	5894@3.03	---	---	82,778	237	248,679.81	34,087.50	1.33	3.34	50101010
375,241,586	0.390	0.01	0.03	0.06	26/06/2023	14/07/2006	---	ELVALHALCOR (CR)	1.73	0.93	P	1.714	03/11/2023	1.768	1.73	1.768	1.73	1.746	3669@1.73	100@1.75	---	---	130,490	294	227,782.52	649,167.94	1.52	2.39	55102015
348,192,005	0.040	---	---	---	05/07/2011	16/07/2021	---	ELLAKTOR (CR)	2.08	5.91	P	1.964	03/11/2023	1.986	1.984	2.08	2.08	2.017	1000@2.03	5004@2.08	---	---	179,795	392	362,704.91	724,239.37	1.706	2.7	50101010
60,348,000	0.420	0.07	0.1515	0.1565	14/06/2023	04/08/2021	---	HELLENIC EXCHANGES-A.S.E. (CR)	4.875	-0.41	E	4.895	03/11/2023	4.95	4.86	4.98	4.875	4.935	200@4.87	399@4.89	---	---	53,670	226	264,606.48	294,196.50	3.09	6.13	30202015
106,500,000	0.600	---	0.28	0.02	13/09/2023	13/09/2021	---	EYDAP S.A. (CR)	5.78	0.52	P	5.75	03/11/2023	5.75	5.65	5.78	5.78	5.712	100@5.74	4268@5.78	---	---	35,464	233	202,577.54	615,570.00	5.34	7.34	65102030
110,782,980	0.750	---	0.9054	1.6299	26/06/2023	04/11/2013	---	MOTOR OIL (CR)	23.7	1.28	P	23.4	03/11/2023	23.3	23.3	23.7	23.7	23.607	259@23.64	275@23.70	---	---	50,588	509	1,194,231.92	2,625,556.63	20.8	25.82	60101020
142,891,161	0.970	0.378	0.4341	1.24	27/06/2023	07/07/2017	---	MYTILINEOS (CR)	35.84	0.11	P	35.8	03/11/2023	35.8	35.78	36.1	35.84	35.867	260@35.82	289@36.00	---	---	122,468	1,390	4,392,474.90	5,121,219.21	19.94	38.3	50203000
25,000,000	2.00	0.4	0.628	1.04	07/08/2023	08/08/2003	---	P.P.A. S.A. (CR)	21.6	1.41	P	21.3	03/11/2023	21.7	21.5	21.8	21.55	21.595	163@21.55	127@21.65	10.21	2022	3,427	75	74,006.85	540,000.00	15.86	23.35	50206060
370,062,741	0.300	0.55	0.6	1	02/11/2023	19/06/2023	---	OPAP (CR)	15.5	0.32	P	15.45	03/11/2023	15.5	15.27	15.54	15.5	15.432	123@15.47	18084@15.50	---	---	577,930	2,640	8,918,656.04	5,735,972.49	13.0232	16.9242	40501020
426,247,547	2.83	0.6879	0.8231	0.5888	05/07/2023	18/06/1998	---	OTE (CR)	13.88	-0.36	E	13.93	03/11/2023	13.97	13.88	14.06	13.88	13.939	105@13.86	1942@13.89	---	---	139,283	1,009	1,941,510.84	5,916,315.95	12.57	15.81	15102015
1,250,367,223	0.930	---	---	---	16/05/2008	14/04/2021	---	PIRAEUS FINANCIAL HOLD (CR)	2.986	2.75	P	2.906	03/11/2023	2.958	2.944	2.986	2.986	2.966	5424@2.98	11111@2.99	---	---	2,090,761	1,630	6,200,822.41	3,733,596.53	1.43	3.596	30101010
66,850,563	0.780	0.2239	0.1493	0.1495	09/05/2023	13/06/2018	---	GR. SARANTIS S.A. (CR)	7.94	---	~	7.94	03/11/2023	7.94	7.88	7.94	7.94	7.917	548@7.91	100@7.99	---	---	19,965	187	158,072.00	530,793.47	6.39	8.46	45201020
118,1																													

Daily Official List

Year: 144 Trading Day No: 212

Section 2: Analytic Figures of Shares Transactions

Monday, 6 November, 2023

Number of Outstanding Securities	Nominal Value	Dividends [1]			Date of Last Coupon		Note	Shares	Closing price	% change	Previous closing price/date	Open price	Price min	Price max	Last price	Avg price	Last Bid [7]	Last Ask [7]	P/E after tax	Year	Volume	Trades	Transactions Value[8]	Company Mkt Value (thou. €)	Year low	Year high	Sector[4]	
2020	2021	2022	Dividend [2]	Right																								
26,730,187	0.520	0.08	0.1	0.12	29/06/2023	01/08/2017	---	ELTON SA (CR)	1.955	1.56 P	1.925	03/11/2023	1.91	1.895	1.97	1.955	1.929	100@1.93	497@1.96	---	---	26,125	149	50,393.85	52,257.52	1.8	2.92	50205010
30,000,000	0.050	0.06	0.09	0.1	09/06/2023	11/06/2020	---	ENTERSOFT (CR)	5.94	0.68 P	5.9	03/11/2023	5.98	5.94	6.04	5.94	5.983	1000@5.82	648@5.94	---	---	8,975	59	53,699.94	178,200.00	3.61	6.36	10101015
36,300,000	1.12	0.223	0.2186	---	14/09/2022	12/12/2007	---	THESSALONIKA WATER & SEWERAGE	3.06	0.33 P	3.05	03/11/2023	3.03	3.01	3.06	3.06	3.025	23@3.05	2322@3.06	---	---	977	9	2,955.79	111,078.00	2.92	3.92	65102030
15,083,480	0.300	---	---	---	02/06/2010	04/02/2022	---	EUROCONSULTANTS S.A. (CR)	1.035	0.98 P	1.025	03/11/2023	1.04	1.005	1.05	1.035	1.027	150@1.03	745@1.04	---	---	11,798	46	12,113.56	15,611.40	0.576	1.14	50205020
86,735,980	0.310	---	---	---	06/07/2009	07/09/2023	---	ATHENS MEDICAL CENTER SA (CR)	1.775	3.20 P	1.72	03/11/2023	1.795	1.72	1.8	1.775	1.754	50@1.71	20@1.78	---	---	205	6	359.50	153,956.36	1.375	2.15	20101025
114,320,400	0.100	---	0.01	---	26/11/2021	05/08/2019	---	IKTINOS HELLAS SA (CR)	0.482	3.21 P	0.467	03/11/2023	0.476	0.462	0.482	0.482	0.473	100@0.467	240@0.482	---	---	81,654	127	38,618.75	55,102.43	0.402	0.734	50101035
8,226,132	0.450	---	---	0.02	17/07/2023	13/10/2014	---	ILYDA S.A. (CR)	1.35	1.89 P	1.325	03/11/2023	1.23	1.23	1.35	1.35	1.305	850@1.34	36@1.35	8.64	2022	2,003	19	2,614.02	11,105.28	1.055	1.92	10101015
2,566,836	0.440	---	0.016	0.016	03/07/2023	09/01/2007	---	INTERWOOD-XYLEMPORIA (PR)	0.28	-1.41 E	0.284	03/11/2023	0.28	0.278	0.28	0.28	0.279	1005@0.274	10@0.288	---	---	2,300	3	642.00	13,768.65	0.192	0.5	50101020
34,986,430	0.440	---	---	---	25/07/2008	23/02/2010	---	INTERWOOD-XYLEMPORIA (CR)	0.373	5.07 P	0.355	03/11/2023	0.373	0.36	0.375	0.373	0.37	300@0.371	980@0.374	---	---	81,849	67	30,272.95	13,768.65	0.1975	0.49	50101020
18,567,912	0.590	0.12	0.24	---	05/07/2023	26/01/2021	---	INTERLIFE G.C.I.(CR)	3.96	-0.75 E	3.99	03/11/2023	3.99	3.89	3.99	3.97	3.916	250@3.90	974@3.93	---	2022	1,379	14	5,400.56	73,528.93	3.47	4.95	30302025
8,424,900	0.500	---	---	---	12/07/2010	04/07/2019	---	INTERTECH SA (CR)	1.25	0.81 P	1.24	03/11/2023	1.25	1.25	1.25	1.25	1.25	156@1.20	350@1.25	21.58	2022	191	2	238.75	10,531.13	0.92	1.72	50205010
19,804,134	0.150	---	---	---	01/07/2004	06/11/2017	---	KEKROPS SA (CR)	1.22	0.83 P	1.21	03/11/2023	1.255	1.22	1.27	1.22	1.26	295@1.22	500@1.27	2.32	2022	2,565	15	3,231.23	24,161.04	0.903	1.4	35101010
40,219,218	0.260	---	---	---	29/08/2022	10/06/2019	---	KLOUKINAS - LAPPAS SA (CR)	1.055	1.44 P	1.04	03/11/2023	1.07	1.05	1.07	1.055	1.052	1300@1.04	1989@1.05	---	---	8,856	23	9,312.31	42,431.27	0.5	1.265	50101010
11,510,102	0.890	---	---	---	24/06/2005	06/10/1999	---	NAFPAKTOS TEXTILE (CR)	0.97	-2.51 E	0.995	03/11/2023	0.95	0.95	1	0.98	0.972	50@0.970	343@1.00	---	---	1,983	24	1,927.03	11,164.80	0.9	1.31	55101020
21,224,340	0.420	0.0035	0.02	---	06/09/2022	25/04/2006	---	KORDELLOS BROS SA (CR)	0.53	3.11 P	0.514	03/11/2023	0.52	0.52	0.542	0.53	0.531	3800@0.524	1000@0.534	4.66	2022	10,300	24	5,466.81	11,248.90	0.451	0.74	55102010
33,065,136	0.380	0.2	0.2001	0.2004	24/08/2023	16/09/2013	---	KRI-KRI S.A. (CR)	8.38	3.20 P	8.12	03/11/2023	8.12	8.12	8.38	8.38	8.211	500@8.26	196@8.38	87.27	2022	7,483	53	61,446.12	277,085.84	6.08	9.8	45102020
7,595,160	0.600	---	---	---	10/09/2019	18/08/2010	---	KIRIAKOULIS SHIPPING SA (CR)	1.05	---	1.05	03/11/2023	---	---	---	---	---	90@0.964	65@1.05	---	---	---	---	---	7,974.92	0.868	1.265	40501015
6,200,000	0.500	---	---	---	22/06/2010	01/11/1995	---	MINERVA KNITWEAR (CR)	0.575	0.88 P	0.57	03/11/2023	0.575	0.575	0.575	0.575	0.576	3000@0.420	1000@0.570	---	---	5	1	2.88	3,565.00	0.414	0.68	40204020
5,939,268	0.620	---	---	---	10/07/2003	03/01/2002	---	LANAKAM SA (CR)	0.95	-8.65 E	1.04	03/11/2023	0.96	0.95	0.975	0.95	0.962	105@0.950	600@0.975	---	---	4,050	17	3,896.50	5,642.30	0.716	1.4	40401020
9,819,370	0.500	---	---	---	14/08/2007	09/01/2004	---	MATHIOS REFRACTORY SA (CR)	1.01	1.00 P	1	03/11/2023	1.05	0.985	1.05	1.01	0.992	200@0.990	10@1.02	---	---	1,141	8	1,132.39	9,917.56	0.565	1.6	55101000
30,150,000	0.360	0.02	0.0401	0.0908	15/06/2023	25/04/2019	---	MOTODYNAMICS S.A. (CR)	2.9	1.04 P	2.87	03/11/2023	2.95	2.84	2.96	2.9	2.903	55@2.86	500@2.91	---	---	8,096	101	23,505.08	87,435.00	2.04	3.77	40401030
43,200,000	1.00	---	0.0824	---	07/09/2022	13/09/2023	---	MPLK KEDROS (CR)	2.93	---	2.93	03/11/2023	2.93	2.93	2.93	2.93	2.93	---	20@2.93	---	---	1,850	17	5,420.50	126,576.00	2.19	2.93	35102000
2,160,524	0.670	---	---	---	03/12/2018	23/11/1999	---	N. LEVENTERIS (PR)	0.358	---	0.358	03/11/2023	---	---	---	---	---	---	150@0.358	---	2022	---	---	---	3,120.18	0.218	0.434	55102010
4,971,466	1.46	---	---	---	04/07/2007	08/10/2003	---	PAIRIS SA (CR)	0.99	-0.80 E	0.998	03/11/2023	0.998	0.95	0.998	0.99	0.965	111@0.954	450@0.990	---	---	3,572	16	3,448.04	4,921.75	0.83	1.47	50203030
27,098,594	0.540	0.07	0.05	0.0401	22/05/2023	14/01/2021	---	PAPOUTSANIS (CR)	2.24	---	2.24	03/11/2023	2.27	2.2	2.27	2.24	2.226	500@2.15	800@2.25	20.23	2022	4,968	34	11,060.77	60,700.85	1.8	2.51	45201020
7,070,400	0.930	0.1081	0.3242	0.2593	03/07/2023	06/05/2016	---	PETROPOULOS PETROS (CR)	8.98	-0.22 E	9	03/11/2023	8.98	8.94	9	8.98	8.967	460@8.96	360@8.98	---	---	4,720	24	42,324.88	63,492.19	5.9	9.22	50206015
43,741,452	0.660	0.16	0.2723	0.2629	31/05/2023	01/11/1999	---	THRACE PLASTICS SA (CR)	4.05	1.12 P	4.005	03/11/2023	4.05	4.01	4.11	4.05	4.039	222@4.05	380@4.05	---	---	6,904	58	27,881.89	177,152.88	3.75	5.68	50203015
21,912,599	0.300	---	---	0.048	18/05/2023	23/02/2007	---	REVOIL (CR)	1.9	3.82 P	1.83	03/11/2023	1.85	1.84	1.95	1.9	1.883	2015@1.88	242@1.90	---	---	20,625	90	38,841.96	41,633.94	1.21	2.3	60101020
13,582,223	1.35	---	---	---	24/06/2008	02/02/2016	---	SIDMA STEEL (CR)	2.32	3.57 P	2.24	03/11/2023	2.34	2.26	2.35	2.32	2.305	100@2.27	2966@2.32	---	---	4,114	35	9,481.46	31,510.76	1.85	3.3	55102010
40,693,350	5.00	---	---	---	03/07/2006	26/05/2015	---	TECHNICAL OLYMPIC SA (CR)	2.44	2.52 P	2.38	03/11/2023	2.4	2.37	2.46	2.44	2.411	20@2.41	965@2.44	---	---	7,260	43	17,502.10	99,291.77	1.76	3.12	40202010
3,048,000	0.300	---	---	---	06/07/2007	01/06/2021	---	TZIRAKIAN PROFIL (CR)	1.815	2.54 P	1.77	03/11/2023	1.74	1.74	1.82	1.815	1.761	175@1.75	74@1.82	31.79	2022	2,016	12	3,549.62	5,532.12	1.6	2.39	55102010
10,203,575	0.730	---	---	---	16/07/2007	18/10/1999	---	FIERATEX SA (CR)	0.36	-2.70 E	0.37	03/11/2023	0.35	0.35	0.36	0.36	0.355	45@0.360	1169@0.389	---	2022	30	4	10.65	3,673.29	0.31	0.56	55101020
8,340,750	1.16	---	---	---	25/06/2009	17/09/2018	---	HAIDEMENOS SA (CR)	0.59	4.43 P	0.565	03/11/2023	0.58	0.58	0.595	0.59	0.591	963@0.590	105@0.620	---	2022	170	4	100.47	4,921.04	0.452	0.8	50205030

Main Market - Low Liquidity Class

14,000,000	4.15	---	3.42	0.26	19/07/2023	29/06/1999	---	ALPHA REAL ESTATE SA(CR)	7.16	3.17 P	6.94	03/11/2023	6.5	6.5	7.5	7	7.14	100@7.00	110@7.08	---	---	625	7	4,462.50	100,240.00	6.32	9.22	35101015
45,033,921	0.050	---	---	---	04/06/2008	27/03/2023	---	ATTICA BANK S.A. (CR)	11.12	0.18 P	11.1	03/11/2023	11.1	11.06	11.18	11.12	11.113	90@11.06	29@11.18	---	---	357	10	3,967.20	500,777.20	10.56	48.75	30101010
151,654,947	0.040	---	---	---	01/07/2008	21/02/2020	---	AVE (CR)	0.51	-1.92 E	0.52	03/11/2023	0.52	0.506	0.52	0.52	0.511	4339@0.510	384@0.520	---	---	3,377	5	1,724.43				

Number of Outstanding Securities	Nominal Value	Dividends [1]			Date of Last Coupon		Note	Shares	Closing price	% change	Previous closing price/date	Open price	Price min	Price max	Last price	Avg price	Last Bid [7]	Last Ask [7]	P/E after tax	Year	Volume	Trades	Transactions Value[8]	Company Mkt Value (thou. €)	Year low	Year high	Sector[4]		
2020	2021	2022	Dividend [2]	Right																									
57,434,884	1.17	---	---	---	05/06/2008	12/06/2009	---	REDS S.A. (CR)	2.32	---	2.32	03/11/2023	---	---	---	---	796@2.32	241@2.41	---	---	---	---	---	133,248.93	2.06	3	35101010		
152,360,643	0.500	0.01	0.02	0.03	23/06/2023	10/06/2020	---	TRASTOR REAL EST. INV. CO.(CR)	1.09	---	1.09	03/11/2023	---	---	---	---	1250@1.04	11@1.07	---	---	---	---	---	166,073.10	0.965	1.23	35102000		
15,000,000	0.300	---	---	---	06/07/2007	18/07/2000	---	DAIOS PLASTICS SA (CR)	3.3	---	3.3	03/11/2023	---	---	---	---	---	400@3.22	---	---	---	---	---	49,500.00	2.92	3.54	50203015		
2,760,000	11.83	9.4	11	11.8	14/06/2023	16/07/1990	---	KARELIA (CR)	298	-3.25	€	308	03/11/2023	308	298	308	298	300.568	5@300.00	40@304.00	---	---	81	11	24,346.00	822,480.00	288	364	45103010
6,700,000	0.800	0.179	0.047	0.047	23/08/2023	29/05/2014	---	MILLS KEPENOS (CR)	2	---	2	03/11/2023	---	---	---	---	300@1.98	259@2.20	14.77	2022	---	---	---	13,400.00	1.93	2.7	45102020		
18,017,472	0.360	---	---	---	09/09/2022	28/08/2017	---	KTIMA KOSTAS LAZARIDIS SA (CR)	1.89	-1.56	€	1.92	03/11/2023	1.78	1.78	1.91	1.91	1.87	13@1.90	400@1.91	---	---	2,534	17	4,739.36	34,053.02	1.55	2.06	45101015
21,364,000	1.12	---	---	0.4	21/08/2023	08/03/2023	---	LAMPASA HOTEL SA (CR)	29.2	---	29.2	03/11/2023	28.8	28.4	29.2	29.2	28.941	68@29.20	100@29.60	---	---	232	4	6,714.40	623,828.80	20.6	29.8	40501025	
32,188,050	1.04	---	---	---	21/07/2008	20/01/2000	---	MOUZAKIS (CR)	0.61	---	0.61	03/11/2023	0.64	0.64	0.65	0.65	0.643	200@0.570	900@0.640	---	---	300	2	193.00	19,634.71	0.57	0.806	55101020	
8,321,682	0.670	---	---	---	17/08/2007	23/11/1999	---	N. LEVENTERIS (CR)	0.282	---	0.282	03/11/2023	---	---	---	---	1300@0.258	2240@0.280	---	2022	---	---	---	---	3,120.18	0.22	0.364	55102010	
6,340,000	0.600	0.134	0.17	0.1	09/12/2022	12/01/2023	---	NAKAS MUSIC	2.96	2.07	P	2.9	03/11/2023	2.9	2.9	3	2.96	2.955	36@2.82	2500@2.96	---	---	442	7	1,306.22	18,766.40	2.16	3.02	40401030
10,080,000	3.00	1.42	1.5	1.45	11/05/2023	27/08/2001	---	TPA SA (CR)	23.3	---	23.3	03/11/2023	23.1	23.1	23.4	23.1	23.114	9@23.10	207@23.40	---	---	22	3	508.50	234,864.00	22	26.3	50206060	
27,379,200	0.980	---	---	0.45	01/08/2023	29/08/2022	---	CRETE PLASTICS SA (CR)	14.9	-0.67	€	15	03/11/2023	14.9	14.9	14.9	14.9	14.9	599@14.90	243@15.50	---	---	589	2	8,776.10	407,950.08	14.2	17.9	50203015
255,494,534	2.71	0.352	0.279	0.255	16/06/2023	30/09/2021	---	PRODEA (CR)	7.25	---	7.25	03/11/2023	7.3	7.3	7.3	7.3	7.3	5295@7.30	30@7.45	---	---	76	2	554.80	1,852,335.37	6.5	8.6	35102000	
4,181,450	0.500	---	---	---	21/08/2000	05/03/2002	---	FLOUR MILLS SARANTOPOULOS SA	1.1	---	1.1	03/11/2023	---	---	---	---	---	---	200@1.10	---	---	---	---	---	4,599.60	0.875	1.5	45102020	

Exchange Traded Funds (ETFs)

924,675	---	---	---	---	15/06/2016	---	ALPHA ETF FTSE Athex Large Cap	30.38	1.47	P	29.94	03/11/2023	30.32	30.3	30.44	30.38	30.351	34@30.30	---	---	---	---	6,200	17	188,175.08	---	22.5	35	12003
---------	-----	-----	-----	-----	------------	-----	--------------------------------	-------	------	---	-------	------------	-------	------	-------	-------	--------	----------	-----	-----	-----	-----	-------	----	------------	-----	------	----	-------

Surveillance

356,314,416	0.060	---	---	---	07/07/2010	21/09/2017	5160	FRIGOGLASS SA (CR)	0.08	1.27	P	0.079	03/11/2023	0.084	0.08	0.084	0.08	0.081	5000@0.075	450@0.080	---	---	103,300	17	8,326.00	28,505.15	0.05	0.158	50204000		
65,326,268	0.530	---	---	---	04/07/2007	19/07/2006	4750	SATO SA (CR)	0.033	---	0.033	03/11/2023	0.0335	0.0335	0.034	0.034	0.034	0.034	19028@0.034	140@0.034	---	---	1,932	2	65.20	2,155.77	0.018	0.069	40202015		
13,191,620	0.620	---	---	---	04/08/2010	09/09/2002	5232	YALCO - CONSTANTINOU (CR)	0.197	---	0.197	03/11/2023	---	---	---	---	---	1000@0.178	1780@0.214	---	---	---	---	---	---	2,598.75	0.12	0.28	40202020		
13,000,000	1.00	---	---	---	01/08/2007	07/04/2000	5093	AKRITAS SA (CR)	0.72	---	0.72	03/11/2023	0.65	0.65	0.65	0.65	0.65	1300@0.660	193@0.745	---	---	10	1	6.50	9,360.00	0.144	0.745	50101035			
221,519,681	0.300	---	---	---	02/07/2008	28/02/2011	4957	ANEK LINES SA (CR)	0.272	0.74	P	0.27	03/11/2023	0.272	0.272	0.272	0.272	288@0.272	10000@0.276	---	---	---	---	34,464	9	9,374.21	61,166.74	0.177	0.3	40501015	
312,163	0.300	---	---	---	02/07/2008	28/02/2011	4959	ANEK LINES SA (PR, issue '90)	0.072	---	0.072	03/11/2023	---	---	---	---	---	30025@0.079	---	---	---	---	---	---	---	---	61,166.74	0.072	0.086	40501015	
2,969,713	0.300	---	---	---	02/07/2008	28/02/2011	4958	ANEK LINES SA (PR, issue '96)	0.3	---	0.3	03/11/2023	0.27	0.27	0.32	0.32	0.271	100@0.270	356@0.320	---	---	---	---	1,948	4	528.26	61,166.74	0.173	0.38	40501015	
17,579,754	4.16	---	---	---	18/08/2006	02/08/2010	---	BIOTER SA (CR)	0.212	0.95	P	0.21	03/11/2023	0.204	0.204	0.22	0.212	0.211	2818@0.216	10000@0.230	---	---	4,648	9	981.50	3,726.91	0.198	0.398	50101010		
54,654,600	0.050	---	---	---	01/07/1998	30/12/2022	5275	VIS SA (CR)	0.322	---	0.322	03/11/2023	---	---	---	---	---	---	7000@0.300	---	2022	---	---	---	---	17,598.78	0.136	0.378	50203030		
51,754,364	0.300	---	---	---	23/12/2003	24/01/2007	5197	SELECTED TEXT. IND. ASSOC (CR)	0.107	---	0.107	03/11/2023	0.107	0.107	0.107	0.107	0.107	4000@0.105	1500@0.107	---	---	---	---	8,500	2	909.50	5,537.72	0.0975	0.202	55101020	
604,095,621	0.300	---	---	---	30/05/2013	10/10/2023	---	INTRALOT (CR)	0.74	1.37	P	0.73	03/11/2023	0.745	0.74	0.745	0.74	0.742	20627@0.735	292817@0.740	---	---	---	---	813,733	202	603,711.14	447,030.76	0.5526	0.76	40501020
15,842,391	1.51	---	---	---	15/07/2009	12/05/2000	5141	BITROS HOLDING SA (CR)	0.5	---	0.5	03/11/2023	---	---	---	---	---	---	942@0.450	---	---	---	---	---	---	7,921.20	0.376	0.82	55102010		
24,319,250	0.300	---	---	---	09/07/2002	04/07/2007	5165	PROODEFTIKH SA (CR)	0.4	---	0.4	03/11/2023	---	---	---	---	---	2500@0.360	500@0.428	---	---	---	---	---	---	9,727.70	0.4	0.6	50101010		
28,438,268	0.070	---	---	---	21/08/2006	24/11/1999	5253	SPIROY AGRICULTURE SA (CR)	0.2	---	0.2	03/11/2023	---	---	---	---	---	3000@0.180	2900@0.195	---	---	---	---	---	---	5,687.65	0.144	0.24	45102010		
1,011,000	1.00	---	---	---	01/07/2004	11/12/2012	5193	TRIA ALFA SA (CR)	7.8	---	7.8	03/11/2023	---	---	---	---	---	50@7.70	37@8.10	59.74	2022	---	---	---	---	7,885.80	7.5	16.9	55101020		

Suspension Status

66,948,210	0.300	---	---	---	22/09/2015	22/09/2015	5179	FOLLI FOLLIE (CR)	4.8	---	4.8	24/05/2018	---	---	---	---	---	---	---	---	---	---	---	---	---	---	321,351.41	4.8	4.8	40401030
12,417,000	0.310	---	---	---	27/08/2019	28/08/2017	5233	MLS MULTIMEDIA SA (CR)	0.57	---	0.57	12/05/2020	---	---	---	---	---	---	---	---	---	---	---	---	---	---	7,077.69	0.57	0.57	10101015
6,330,002	0.300	---	---	---	25/06/2002	15/03/2019	5278	VARVARESSOS (CR)	0.24	---	0.24	02/05/2023	---	---	---	---	---	---	---	---	---	---	---	---	---	---	1,519.20	0.16	0.25	55101020
3,961,300	1.28	---	---	---	29/06/2004	03/08/2000	5248	DUROS SA (CR)	0.25	---	0.25	24/04/2023	---	---	---	---	---	---	---	---	---	---	---	---	---	---	990.33	0.2	0.3	40204020

Number of Outstanding Securities	Nominal Value	Dividends [1]			Date of Last Coupon		Note	Shares	Closing price	% change	Previous closing price/date	Open price	Price min	Price max	Last price	Avg price	Last Bid [7]	Last Ask [7]	P/E after tax	Year	Volume	Trades	Transactions Value[8]	Company Mkt Value (thou. €)	Year low	Year high	Sector[4]
		2020	2021	2022	Dividend [2]	Right																					
7,085,888	1.59	---	---	---	02/07/1996	06/09/2010	5216	ELVIEMEK (CR)	2.6	---	2.6	30/09/2019	---	---	---	---	---	---	---	---	---	---	---	18,423.31	2.6	2.6	35101010
7,125,216	0.650	---	---	---	01/07/2005	14/12/1999	4955	KRE.KA SA (CR)	0.28	---	0.28	06/04/2023	---	---	---	---	---	---	---	---	---	---	---	1,995.06	0.17	0.43	45102010
7,734,375	1.00	---	---	---	09/07/2007	07/01/2011	5277	LIVANIS SA (CR)	0.125	---	0.125	28/04/2023	---	---	---	---	---	---	---	---	---	---	---	966.80	0.12	0.18	40301030

Shares' Notes

Code	Note text
()	- Adjusted dividends.
*	- Last adjusted closing price.
[1]	- Net dividends.
[2]	- The "Date of Last Coupon" for New listings refers to the date company's stocks started to trade in Athex
[3]	- The Company Market Value is referred to the number of outstanding shares
[4]	- Sectors codification can be found in Appendix A
[5]	- The Market Value refers to the total number of shares listed (including their several classes) in the exchange by the company.
[6]	- P/E greater than 100
[7]	- Last view of the Order Book before the end of the trading session
[8]	- All Blocks Methods' Transactions Value are included.
4750	- Transfer to the Under Surveillance Category from 8/4/2011.
4955	- Transfer to the Surveillance Category as from 5/4/2013.
4957	- Transfer to the Surveillance Category as from 5/4/2013.
4958	- Transfer to the Surveillance Category as from 5/4/2013.
4959	- Transfer to the Surveillance Category as from 5/4/2013.
5093	- Transfer to the Surveillance Category as of 8/4/2015.
5141	- Transfer to the Surveillance Category as of 10/05/2017.
5160	- Transfer to the Surveillance Category as of 15/04/2016.
5165	- Transfer to the Surveillance Category as of 15/02/2018.
5179	- Suspension of trading as of 25/05/2018.
5193	- Transfer to the Surveillance Category as of 25/10/2018.
5197	- Transfer to the Surveillance Category as of 07/11/2018.
5216	- Suspension of trading as of 01/10/2019.
5232	- Transfer to the Under Surveillance Category from 08/04/2011.
5233	- Suspension of trading as of 13/05/2020.
5248	- Transfer to the Surveillance Category as of 06/09/20116.
5253	- Transfer to the Surveillance Category as of 14/5/2021.
5275	- Transfer to the Surveillance Category as of 09/07/2020.
5277	- Suspension of trading as of 02/05/2023.
5278	- Suspension of trading as of 03/05/2023.

Securities Blocks Details

Securities	Block Volume	Price	Block Trade Value	Time of approval	Note
TERNA ENERGY (CR)	21,000	14.76	309,960.00	10:49:00	20
INTRAKAT (CR)	60,000	3.40	203,700.00	11:55:59	20
CENERGY HOLDINGS (CB)	30,000	6.70	201,000.00	12:08:53	20
CENERGY HOLDINGS (CB)	30,000	6.70	201,000.00	12:14:44	20
IDEAL HOLDINGS (CR)	15,000	6.00	90,000.00	12:32:04	20
PIRAEUS FINANCIAL HOLD (CR)	200,000	2.96	592,000.00	14:30:51	20
PIRAEUS FINANCIAL HOLD (CR)	147,000	2.97	436,590.00	14:56:38	20
OPAP (CR)	21,865	15.51	339,126.15	16:14:08	20
OPAP (CR)	50,000	15.45	772,500.00	16:56:16	20
JUMBO SA (CR)	22,392	26.64	596,522.88	17:01:28	20
OPAP (CR)	21,866	15.49	338,704.34	17:11:29	20

Blocks Notes

9 - Method 6-1 / Special Fees

10 - Method 6-1 / Special Fees, SDS

14 - Method 6-3 / Settlement, Incomplete Buy and Sell

18 - Method 6-2 / SPOT 1

19 - Method 6-2 / SPOT 2

20 - Method 6-1 and Method 6-1 Same Day Settlement

21 - Other Pre-agreed

Shares Rights Details

Occured date	Exercise from	Exercise until	Trading until	Rights	Price min	Price max	Closing price	Last Bid	Last Ask	Volume	Trades	Transactions Value
--------------	---------------	----------------	---------------	---------------	-----------	-----------	---------------	----------	----------	--------	--------	--------------------

No Rights Transactions.

Forced Sales Details

Securities	Category of Security	Transactions Volume	Number of Trades	Transactions Value	Note
MIG (CR)	Stocks	379	4	1,497.05	1
MYTILINEOS (CR)	Stocks	1,950	6	69,888.00	1
HELLENIC EXCHANGES-A.S.E. (CR)	Stocks	4,400	4	21,450.00	1

Forced Sales Notes

- 1 - Compulsory Public Forced Sales
- 2 - Forced Sales of Fixed Registered Shares
- 3 - Forced Sales of Remaining Fractional Shares

Exchange Traded Funds (ETFs) Characteristics

	Transactions Date (T)	Creation / Redemption	Units (T-1)	New Units (T-1)	Redemption Units (T-1)	Units (T) [1]	Fund Assets [2]	Net Unit Price	Dividend per Unit	Dividend Date
ALPHA ETF FTSE Athex Large Cap	06/11/2023	5,000	924,675	---	---	924,675	27,742,050.00	30.0019	0.62	03/07/2023

ETFs Notes

[1] - Units (T) = Units (T-1) + New Units (T-1) - Redemption Units (T-1)

[2] - The Creation / Redemption Units of T-1 are included.

Non Convertible Corporate Bonds - Regulated Market

Num Listed Bonds	Nominal price	Issue price	Today's Rate	Exp. Date	Duration (years)	Note	Coupon		Trading Unit	Corporate Bonds	Accrued Int.	Yield.T.Mat	Price min	Price max	Closing price	Previous closing price/date	Volume	Transactions Value	Last order		ear min	Year max		
							Common	Preferred											Price	Buy / Sell			Date	
100,000	1,000.00	1,000.00	2.95	11/02/2027	5	---	4	---	1	SAFE BULKERS PARTICIPATIONS PLC (Non Convertible)	7.2931	5.6630	90.5000	92.0000	91.6097	92.7000	03/11/2023	52,000	48,016.26	91.0000	B	36/11/2023	89.9269	97.9500
320,000	1,000.00	1,000.00	3.40	21/07/2027	7	---	7	---	1	LAMDA DEVELOPMENT S.A. (Non Convertible)	10.3889	5.1540	92.5000	92.9000	92.6333	93.0000	03/11/2023	6,000	5,620.33	92.0000	B	36/11/2023	90.2000	95.5000
200,000	1,000.00	1,000.00	2.10	27/10/2027	7	---	7	---	1	O.P.A.P. S.A. (Non Convertible)	0.7000	4.2080	91.8000	91.8000	91.8000	91.7030	03/11/2023	6,000	5,512.20	90.5000	B	36/11/2023	89.2745	95.4000
200,000	1,000.00	1,000.00	1.90	23/03/2028	7	---	6	---	1	MOTOR OIL CORINTH REFINERIES SA (Non Convertible)	2.3222	4.1710	90.5000	90.7000	90.7000	91.0000	03/11/2023	53,000	48,184.68	90.7000	B	36/11/2023	87.5500	92.6000
100,000	1,000.00	1,000.00	2.70	25/05/2026	5	---	5	---	1	COSTAMARE PARTICIPATIONS PLC (Non Convertible)	12.5250	4.3020	95.6000	95.6000	95.6000	95.6000	03/11/2023	1,000	968.53	95.0000	B	36/11/2023	92.6000	97.0000
300,000	1,000.00	1,000.00	2.30	20/07/2028	7	---	5	---	1	PRODEA REIC S.A.(Non Convertible)	7.0917	5.6820	85.5000	86.2000	86.1600	86.6500	03/11/2023	104,000	89,863.53	86.0000	B	36/11/2023	82.0100	89.1000
150,000	1,000.00	1,000.00	2.65	22/10/2026	5	---	5	---	1	CPLP SHIPPING HOLDINGS PLC (Non Convertible)	1.1778	4.7870	93.7000	93.7000	93.7000	93.9000	03/11/2023	1,000	938.18	93.3000	B	36/11/2023	92.4500	96.0000
250,000	1,000.00	1,000.00	2.45	16/11/2028	7	---	4	---	1	ELVALHALCOR S.A. (Non Convertible)	11.9778	5.3500	86.0000	87.3249	87.3249	86.8000	03/11/2023	53,000	46,448.07	86.5000	B	36/11/2023	84.0000	92.0000
500,000	1,000.00	1,000.00	2.75	03/07/2027	7	---	7	---	1	GEK TERNA S.A. (Non Convertible)	9.7778	5.2560	90.5000	90.9000	90.7000	89.9500	03/11/2023	12,000	11,001.33	90.0011	B	36/11/2023	86.8000	94.4535
300,000	1,000.00	1,000.00	2.30	14/12/2028	7	---	4	---	1	GEK TERNA S.A. (Non Convertible)	9.3917	5.2610	87.0000	87.0000	87.0000	86.3000	03/11/2023	5,000	4,396.96	86.3000	B	36/11/2023	80.0010	90.3500
175,000	1,000.00	1,000.00	3.40	26/07/2024	5	---	9	---	1	ATTICA HOLDINGS S.A. (Non Convertible)	9.9167	4.0760	99.0900	99.0999	99.0930	98.0410	03/11/2023	10,000	10,008.46	98.5000	B	36/11/2023	96.6179	99.4500
230,000	1,000.00	1,000.00	4.70	12/07/2029	7	---	3	---	1	LAMDA DEVELOPMENT S.A. (Non convertible)	15.5361	4.7120	98.0000	99.0000	98.6000	98.3980	03/11/2023	46,000	45,994.06	98.2000	B	36/11/2023	94.9889	101.0000
100,000	1,000.00	1,000.00	4.40	26/07/2029	7	---	3	---	1	CPLP SHIPPING HOLDINGS PLC (Non Convertible)	12.8333	5.0280	95.0000	97.0000	95.8889	97.0000	03/11/2023	18,000	17,491.00	95.0000	B	36/11/2023	94.9625	100.8000
200,000	1,000.00	1,000.00	3.60	12/03/2026	7	---	10	---	1	AEGEAN AIRLINES S.A. (Non Convertible)	5.7000	4.5900	96.0000	96.4000	96.2000	96.2440	03/11/2023	22,000	21,253.40	95.7010	B	36/11/2023	95.1109	98.9000
150,000	1,000.00	1,000.00	2.60	22/10/2026	7	---	9	---	1	TERNA ENERGY FINANCE S.A. (Non Convertible)	1.1556	4.7620	92.9879	92.9879	92.9879	91.5040	03/11/2023	3,000	2,793.10	92.0000	B	36/11/2023	90.4543	95.7400
100,000	1,000.00	1,000.00	2.80	25/01/2027	5	---	4	---	1	PREMIA S.A. (Non Convertible)	8.2444	5.7450	---	---	---	91.1000	03/11/2023	---	---	90.0000	B	36/11/2023	87.6862	95.9899
500,000	1,000.00	1,000.00	4.00	10/07/2030	7	---	1	---	1	MYTILINEOS S.A. (Non Convertible)	13.4444	4.1530	98.8999	98.8999	98.8999	98.7870	03/11/2023	24,000	24,058.64	98.6300	B	36/11/2023	98.4000	100.0700
120,000	1,000.00	1,000.00	3.95	04/04/2025	7	---	12	---	1	GEK TERNA S.A. (Non Convertible)	3.8403	4.4420	---	---	---	98.0000	03/11/2023	---	---	98.0500	B	36/11/2023	97.5523	100.5000

Corporate Bonds Notes

Transactions Volume = (Pieces) * (Nominal Price). Transactions Value = (Pieces) * (Nominal Price) * (price %) + (Accrued interest).

The price of a Bond is stated as a percentage (%) of Bond's Nominal Price.

Nominal Price in Euros (€), except if it is noted differently.

Non Convertible Corporate Bonds - Regulated Market

Num Listed Bonds	Nominal price	Issue price	Today's Rate	Exp. Date	Duration (years)	Note	Coupon		Trading Unit	Corporate Bonds	Accrued Int.	Yield.T.Mat	Price min	Price max	Closing price	Previous closing price/date	Volume	Transactions Value	Last order			ear min	Year max	
							Common	Preferred											Price	Buy / Sell	Date			
120,000	1,000.00	1,000.00	2.65	06/12/2028	7	---	4	---	1	NOVAL PROPERTY REIC (Non Convertible)	11.4097	5.3420	86.5000	88.0000	88.0000	88.0000	03/11/2023	47,000	41,355.44	86.5000	B	06/11/2023	83.8000	91.9500

Corporate Bonds Notes

Transactions Volume = (Pieces) * (Nominal Price). Transactions Value = (Pieces) * (Nominal Price) * (price %) + (Accrued interest).

The price of a Bond is stated as a percentage (%) of Bond's Nominal Price.

Nominal Price in Euros (€), except if it is noted differently.

Government Bonds

Number Listed Bonds	Nominal price	Today's Rate	Accrued Interest Calc	Exp. Date [1]	Duration (years)	Note	Coupons Date	Curr. coupon value	Trading Unit	Government Bonds	Price min	Price max	Closing price	Previous closing price/date	Volume	Transactions Value	Price	Last order Buy / Sell	Date
4,500,000	1,000.00	1.88	Actual/Actual	04/02/2035	15	---	04/02	1.88	1	GGB-FXD-040235-15Y-1.875-1.000	---	---	---	---	---	---	---	---	---
1,805,793	1,000.00	3.45	Actual/Actual	02/04/2024	5	---	02/04	3.45	1	GGB-FXD-020424-05Y-3.450-1.000	---	---	---	---	---	---	---	---	---
6,000,000	1,000.00	0.75	Actual/Actual	18/06/2031	10	---	18/06	0.75	1	GGB-FXD-180631-10Y-0.750-1.000	---	---	---	---	---	---	---	---	---
2,900,000	1,000.00	3.88	Actual/Actual	15/06/2028	5	---	15/06	3.88	1	GGB-FXD-150628-05Y-3.875-1.000	---	---	---	---	---	---	---	---	---
5,962,747,327	1.00	3.75	Actual/Actual	30/01/2028	10	---	/02 - 01/02 - 31/	3.75	1	GGB-FXD-300128-10Y-3.750-1.00	---	---	---	85.4610 13/07/2018	---	---	1.0000	B	28/11/2018
7,067,309,386	1.00	3.90	Actual/Actual	30/01/2033	15	---	/02 - 01/02 - 31/	3.90	1	GGB-FXD-300133-15Y-3.900-1.00	---	---	---	78.6730 13/07/2018	---	---	1.0000	B	28/11/2018
5,622,848,349	1.00	4.00	Actual/Actual	30/01/2037	19	---	/02 - 01/02 - 31/	4.00	1	GGB-FXD-300137-19Y-4.000-1.00	---	---	---	77.0370 13/07/2018	---	---	1.0000	B	28/11/2018
5,476,770,669	1.00	4.20	Actual/Actual	30/01/2042	24	---	/02 - 01/02 - 31/	4.20	1	GGB-FXD-300142-24Y-4.200-1.00	---	---	---	77.7640 13/07/2018	---	---	1.0000	B	28/11/2018
48,794,718	1.00	4.30	Actual/Actual	24/02/2024	12	---	24/02	4.30	1	GGB-FXD-240224-12Y-2.000-1.00	---	---	---	10.0000 22/06/2015	---	---	---	---	---
40,248,141	1.00	4.30	Actual/Actual	24/02/2025	13	---	24/02	4.30	1	GGB-FXD-240225-13Y-2.000-1.00	---	---	---	10.0000 22/06/2015	---	---	---	---	---
59,586,043	1.00	4.30	Actual/Actual	24/02/2026	14	---	24/02	4.30	1	GGB-FXD-240226-14Y-2.000-1.00	---	---	---	10.0000 22/06/2015	---	---	---	---	---
41,118,344	1.00	4.30	Actual/Actual	24/02/2027	15	---	24/02	4.30	1	GGB-FXD-240227-15Y-2.000-1.00	---	---	---	10.0000 22/06/2015	---	---	---	---	---
45,137,734	1.00	4.30	Actual/Actual	24/02/2028	16	---	24/02	4.30	1	GGB-FXD-240228-16Y-2.000-1.00	---	---	---	10.0000 22/06/2015	---	---	---	---	---
61,768,888	1.00	4.30	Actual/Actual	24/02/2029	17	---	24/02	4.30	1	GGB-FXD-240229-17Y-2.000-1.00	---	---	---	10.0000 22/06/2015	---	---	---	---	---
54,567,744	1.00	4.30	Actual/Actual	24/02/2030	18	---	24/02	4.30	1	GGB-FXD-240230-18Y-2.000-1.00	---	---	---	10.0000 22/06/2015	---	---	---	---	---
37,541,515	1.00	4.30	Actual/Actual	24/02/2031	19	---	24/02	4.30	1	GGB-FXD-240231-19Y-2.000-1.00	---	---	---	10.0000 22/06/2015	---	---	---	---	---
37,558,317	1.00	4.30	Actual/Actual	24/02/2032	20	---	24/02	4.30	1	GGB-FXD-240232-20Y-2.000-1.00	---	---	---	10.0000 22/06/2015	---	---	---	---	---
37,473,732	1.00	4.30	Actual/Actual	24/02/2033	21	---	24/02	4.30	1	GGB-FXD-240233-21Y-2.000-1.00	---	---	---	10.0000 22/06/2015	---	---	---	---	---
33,888,293	1.00	4.30	Actual/Actual	24/02/2034	22	---	24/02	4.30	1	GGB-FXD-240234-22Y-2.000-1.00	---	---	---	10.0000 22/06/2015	---	---	---	---	---
35,177,800	1.00	4.30	Actual/Actual	24/02/2035	23	---	24/02	4.30	1	GGB-FXD-240235-23Y-2.000-1.00	---	---	---	10.0000 22/06/2015	---	---	---	---	---
35,547,268	1.00	4.30	Actual/Actual	24/02/2036	24	---	24/02	4.30	1	GGB-FXD-240236-24Y-2.000-1.00	---	---	---	10.0000 22/06/2015	---	---	---	---	---
40,246,306	1.00	4.30	Actual/Actual	24/02/2037	25	---	24/02	4.30	1	GGB-FXD-240237-25Y-2.000-1.00	---	---	---	10.0000 22/06/2015	---	---	---	---	---
37,643,952	1.00	4.30	Actual/Actual	24/02/2038	26	---	24/02	4.30	1	GGB-FXD-240238-26Y-2.000-1.00	---	---	---	10.0000 22/06/2015	---	---	---	---	---
36,977,100	1.00	4.30	Actual/Actual	24/02/2039	27	---	24/02	4.30	1	GGB-FXD-240239-27Y-2.000-1.00	---	---	---	10.0000 22/06/2015	---	---	---	---	---
41,615,000	1.00	4.30	Actual/Actual	24/02/2040	28	---	24/02	4.30	1	GGB-FXD-240240-28Y-2.000-1.00	---	---	---	10.0000 22/06/2015	---	---	---	---	---
42,227,208	1.00	4.30	Actual/Actual	24/02/2041	29	---	24/02	4.30	1	GGB-FXD-240241-29Y-2.000-1.00	---	---	---	10.0000 22/06/2015	---	---	---	---	---
68,288,487	1.00	4.30	Actual/Actual	24/02/2042	30	---	24/02	4.30	1	GGB-FXD-240242-30Y-2.000-1.00	---	---	---	10.0000 22/06/2015	---	---	---	---	---
4,000,000	1,000.00	3.88	Actual/Actual	12/03/2029	10	---	12/03	3.88	1	GGB-FXD-120329-10Y-3.875-1.000	---	---	---	---	---	---	100.0000	B	15/10/2019
4,500,000	1,000.00	0.00	Actual/Actual	12/02/2026	5	---	12/02	0.00	1	GGB-FXD-120226-05Y-0.000-1.000	---	---	---	---	---	---	---	---	---
2,209,163	1,000.00	3.38	Actual/Actual	15/02/2025	7	---	15/02	3.38	1	GGB-FXD-150225-07Y-3.375-1.000	---	---	---	---	---	---	---	---	---
964,000	1,000.00	3.25	Actual/Actual	20/03/2025	6	---	20/03	3.25	1	GGB-FXD-200325-06Y-3.250-1.000	---	---	---	---	---	---	---	---	---
2,100,000	1,000.00	3.55	Actual/Actual	20/03/2026	7	---	20/03	3.55	1	GGB-FXD-200326-07Y-3.550-1.000	---	---	---	---	---	---	---	---	---
5,500,000	1,000.00	1.50	Actual/Actual	18/06/2030	10	---	18/06	1.50	1	GGB-FXD-180630-10Y-1.500-1.000	---	---	---	---	---	---	---	---	---
3,500,000	1,000.00	4.38	Actual/Actual	18/07/2038	15	---	18/07	4.38	1	GGB-FXD-180738-15Y-4.375-1.000	---	---	---	---	---	---	---	---	---

Government Bonds Notes

Transactions Volume = (Pieces) * (Nominal Price). Transactions Value = (Pieces) * (Nominal Price) * (price %) + (Accrued interest).

The Value of current coupon for the issues with NV 0.01 euro refers to NV 100 euros

FLR: Floating Interest Rate.

[1] - The Expiration Date of the interest bearing period and the Date for coupon payment.

Government Bonds

Number Listed Bonds	Nominal price	Today's Rate	Accrued Interest Calc	Exp. Date [1]	Duration (years)	Note	Coupons Date	Curr. coupon value	Trading Unit	Government Bonds	Price min	Price max	Closing price	Previous closing price/date	Volume	Transactions Value	Price	Last order Buy / Sell	Date
40,000	1,000.00	4.67	FLR	Actual/360	18/09/2024	1	---	18/09 - 19/03	---	1	GGB-FLT-180924-01Y-4.670-1.000	---	---	---	---	---	---	---	---
5,364,250	1,000.00	3.25		Actual/Actual	20/03/2050	30	---	20/03	3.25	1	GGB-FXD-200350-30Y-3.250-1.000	---	---	---	---	---	---	---	---
3,924,361	1,000.00	2.00		Actual/Actual	22/04/2027	7	---	22/04	2.00	1	GGB-FXD-220427-07Y-2.000-1.000	---	---	---	---	---	99.9000	B	22/04/2020
2,500,000	1,000.00	1.88		Actual/Actual	23/07/2026	7	---	23/07	1.88	1	GGB-FXD-230726-07Y-1.875-1.000	---	---	---	---	---	---	---	---
4,500,000	1,000.00	4.25		Actual/Actual	15/06/2033	10	---	15/06	4.25	1	GGB-FXD-150633-10Y-4.250-1.000	---	---	---	---	---	---	---	---
3,500,000	1,000.00	1.88		Actual/Actual	24/01/2052	30	---	24/01	1.88	1	GGB-FXD-240152-30Y-1.875-1.000	---	---	---	---	---	---	---	---
3,700,000	1,000.00	1.75		Actual/Actual	18/06/2032	10	---	18/06	1.75	1	GGB-FXD-180632-10Y-1.750-1.000	---	---	---	---	---	---	---	---
2,200,000	1,000.00	1.13	FLR	Actual/360	15/12/2027	5	---	- 15/12 - 15/03 -	---	1	GGB-FLT-151227-05Y-1.130-1.000	---	---	---	---	---	102.1600	B	30/12/2022

Government Bonds Notes

Transactions Volume = (Pieces) * (Nominal Price). Transactions Value = (Pieces) * (Nominal Price) * (price %) + (Accrued interest).

The Value of current coupon for the issues with NV 0.01 euro refers to NV 100 euros

FLR: Floating Interest Rate.

[1] - The Expiration Date of the interest bearing period and the Date for coupon payment.

Treasury Bills & Zero Coupon Government Bonds

Issue Date	13-Week Maturity									26-Week Maturity									52-Week Maturity								
	Exp. Date	Initial Rate	Num Listed Bonds	Nominal price	Issue price	Last Trade Price	Last Trade Date	Volume Traded	Note	Exp. Date	Initial Rate	Num Listed Bonds	Nominal price	Issue price	Last Trade Price	Last Trade Date	Volume Traded	Note	Exp. Date	Initial Rate	Num Listed Bonds	Nominal price	Issue price	Last Trade Price	Last Trade Date	Volume Traded	Note
09/12/2022	---	---	---	---	---	---	---	---	---	---	---	---	---	---	---	---	---	---	08/12/2023	2.73	600,000	1,000.00	973.10	---	---	---	---
10/03/2023	---	---	---	---	---	---	---	---	---	---	---	---	---	---	---	---	---	---	08/03/2024	3.75	1,000,000	1,000.00	963.46	---	---	---	---
09/06/2023	---	---	---	---	---	---	---	---	---	---	---	---	---	---	---	---	---	---	07/06/2024	3.84	1,600,000	1,000.00	962.60	---	---	---	---
08/09/2023	---	---	---	---	---	---	---	---	---	---	---	---	---	---	---	---	---	---	06/09/2024	3.81	812,500	1,000.00	962.90	---	---	---	---

Bonds in Circulation	Currency / Min nominal traded Value	Coupons Payment Date	Current Coupon Value	Note	Coupon	Trading Unit	Issue Date	Duration (years)	Today's Interest	A.I.C in days	Bonds	Last price of previous days		Last Outcry in Cash (euro)		Trades in Pieces	Life min	Life Max	
												Price	Buy / Sell	Price	Buy / Sell				
Corporate Bonds in Foreign Currency and Euro																			
103,746	GBP / 10	01/12	0.25	---	64	1	01/12/1930	98	2.5	360	National Mortgage Bank	2.27	05/02/1996	2.27	S	05/02/1996	---	2.27	2.27
0	GBP / 10	01/12	0.25	---	66	1	01/12/1928	100	2.5	360	National Mortgage Bank	---	---	---	---	---	---	---	---

Government Bonds Notes

A.I.C: Accrued Interest Calculation base.

FLR: Floating Interest Rate.

The minimum tradeable Nominal Value for all Demeterialised Government Titles is 100 Euros.

(μφρ-0)

Athex & ATHEXClear Members List

Member Name				Stock Market			Derivatives Market		ATHEXClear Member	
	Address	Phone	Fax	Market Member	Remote Member	Market Maker	Proprietary	Market Maker	General Clearing	Direct Clearing
A. SARRIS SECURITIES S.A.				a						
6, ΔΡΑΓΑΤΣΑΝΙΟΥ 6 ΑΘΗΝΑ	2103367700									
AEONIC SECURITIES C.I.F. P.L.C.				a						
, ΛΑΪΟΥ 6, ΓΡ. 301B, ANNA COURT	35725337600									
ALPHA BANK S.A.									a	
, ΣΤΑΔΙΟΥ 40 ΑΘΗΝΑ	2103260000									
ALPHA FINANCE INVESTMENT SERVICES SINGLE MEMBER SA				a		a	a	a		a
5, ΠΑΝΕΠΙΣΤΗΜΙΟΥ 45 ΑΘΗΝΑ	2103677400									
ARGUS STOCKBROKERS LTD				a	a		a			
25, 25 ΛΕΩΦΟΡΟΣ ΔΗΜΟΣΘΕΝΗ ΣΕΒΕΡΗ	0035722717000									
ATLANTIC SECURITIES LTD				a	a					
37, ΠΡΟΔΡΟΜΟΥ 37	0035722445400									
AXON SECURITIES S.A.				a			a			
48, ΣΤΑΔΙΟΥ 48 ΑΘΗΝΑ	2103363800									
BETA SECURITIES S.A.				a		a	a			a
29, Λ. ΑΛΕΞΑΝΔΡΑΣ 29 ΑΘΗΝΑ	2106478930									
BNP PARIBAS S.A.									a	
, ΛΑΜΨΑΚΟΥ 2 ΑΘΗΝΑ	2107468525									
BOFA SECURITIES EUROPE SA				a	a					
, 112 AVENUE KL'BER 75116	+33 153655555									
CAPITAL SECURITIES S.A.				a			a			
58, ΜΗΤΡΟΠΟΛΕΩΣ 58 ΑΘΗΝΑ	2103369700									
CITIGROUP GLOBAL MARKETS EUROPE AG				a	a					
16, REUTERWEG 16	+49 691366-0									
CITIGROUP GLOBAL MARKETS LIMITED				a						
1, 33 CANADA SQUARE -CANARY WHARF	+44 02079864000									
CREDIT SUISSE BANK (EUROPE), S.A.				a	a					
, CALLE AYALA 42, 3A PLANTA-B MADRID	+34917916000									
CREDIT SUISSE SECURITIES (EUROPE) LIMITED				a						
1, ONE CABOT SQUARE LONDON	+44 2078888888									
CYCLOS SECURITIES S.A.				a			a			
39, ΧΑΡΙΛΑΟΥ ΤΡΙΚΟΥΠΗ 6-8-10 ΑΘΗΝΑ	2103364300									
DEUTSCHE BANK S.A.					a					
1, GREAT WINCHESTER STREET LONDON	+44 20 754 54209	00441133361437								
EUROBANK EQUITIES INVESTMENT FIRM SINGLE MEMBER SA				a		a	a	a		a
, ΦΙΛΕΛΛΗΝΩΝ 10 & ΞΕΝΟΦΩΝΤΟΣ 13 ΑΘΗΝΑ	2103720425									
EUROBANK S.A.									a	
, ΟΘΩΝΟΣ 8 ΑΘΗΝΑ	2144043907									
EUROCORP INVESTMENT SERVICES S.A.				a			a			a
14, ΠΛ.ΦΙΛΙΚΗΣ ΕΤΑΙΡΕΙΑΣ 14 ΑΘΗΝΑ	2107263600									
EUOTRUST INVESTMENT FIRM SA				a						
113, ΣΕΒΑΣΤΟΥΠΟΛΕΩΣ 113 ΑΘΗΝΑ	2103363100									
EUROXX SECURITIES S.A.				a		a	a	a		a
7, ΠΑΛΕΟΛΟΓΟΥ CHALANDRI	+30 2106879400	210-6879401								
7, ΠΑΛΑΙΟΛΟΓΟΥ CHALANDRI	(210)-6879400	(210)-6879401								
FREEDOM FINANCE EUROPE LTD				a	a					
, ΧΡΙΣΤΑΚΗ ΚΡΑΝΟΥ 20	035725257786									
G. A. PERVANAS SECURITIES- INVESTMENT SERVICES S.A.				a						
7-9, ΣΟΦΟΚΛΕΟΥΣ 7-9 ΑΘΗΝΑ	2103727200									
GLOBAL CAPITAL SECURITIES & FINANCIAL SERVICES LTD				a	a					
50, ΛΑΡΧΙΕΠΙΣΚΟΠΟΥ ΜΑΚΑΡΙΟΥ Γ50	0035722710710									
GREENPOST TRADING EUROPE LTD				a	a	a				
, ΚΙΜΟΝΟΣ 3, ACROPOLIS MANSIONS, 2ND FLOOR, FLAT/OFFICE 202	035722521389									
HELLENIC AMERICAN SECURITIES S.A.				a		a	a			a
27, ΑΝΔΡΕΑ ΠΑΠΑΝΔΡΕΟΥ 27 MAROUSI	2103311100									
HELLENIC BANK (INVESTMENTS) LTD					a					
, ΑΥΞ.ΚΥΡΙΑΚΟΥ MATSI 31 - PO BOX 24747 NICOSIA	+357 22500100	357 22500110								
HSBC CONTINENTAL EUROPE									a	
109-111, Λ.ΜΕΣΟΓΕΙΩΝ 109-111	2106960000									
INDEX SECURITIES S.A.				a						
6, ΔΡΑΓΑΤΣΑΝΙΟΥ 6 ΑΘΗΝΑ	2103213920									
J. CHR. MAVRIKIS SECURITIES S.A.				a						
5, ΣΟΦΟΚΛΕΟΥΣ 5 ΑΘΗΝΑ	2103216730									

Athex & ATHEXClear Members List

Member Name				Stock Market			Derivatives Market		ATHEXClear Member	
	Address	Phone	Fax	Market Member	Remote Member	Market Maker	Proprietary	Market Maker	General Clearing	Direct Clearing
KAPPA SECURITIES S.A.				a			a			
15, ΒΑΛΑΩΡΙΤΟΥ 15 ΑΘΗΝΑ	2103678600									
KARAMANOF SECURITIES & INVESTMENT SERVICES S.A.				a						
2, ΠΛ.ΑΓ.ΘΕΟΔΩΡΩΝ 2 ΑΘΗΝΑ	2103212947									
LAIKI FINANCIAL SERVICES LTD					a					
26, AVE. VYRONOS NICOSIA	357 22367367	357 22718567								
LEON DEPOLAS SECURITIES S.A.				a		a	a			
1, ΧΡΗΣΤΟΥ ΛΑΔΑ 1 ΑΘΗΝΑ	2103213276 -28									
MEGA EQUITY SECURITIES & FINANCIAL SERVICES PUBLIC LTD				a	a		a			
42-44, ΛΕΩΦ.ΓΡΙΒΑ ΔΙΓΕΝΗ 42-44	0035722711711									
MERIT SECURITIES S.A				a		a	a			a
5, ΣΟΦΟΚΛΕΟΥΣ 5 ΑΘΗΝΑ	2103671880									
MERRILL LYNCH INTERNATIONAL				a						
2, 2 KING EDWARD STREET LONDON	+44 20276281000									
N. CHRYSOCHOIDIS SECURITIES S.A.				a			a			a
7-9, ΣΟΦΟΚΛΕΟΥΣ 7-9 ΑΘΗΝΑ	2103213913									
NATIONAL BANK OF GREECE S.A.				a		a	a		a	
86, ΑΙΟΛΟΥ ΣΤΡ. ΑΘΗΝΑ	(210)-3341000	(210)-3228187								
68, ΑΚΑΔΙΜΙΑΣ ΣΤΡ. ΑΘΗΝΑ	(210)-3328817	(210)-3328678								
NATIONAL SECURITIES SINGLE MEMBER SA				a		a	a	a		
66, ΛΕΩΦΟΡΟΣ ΑΘΗΝΩΝ 128-132 & ΙΦΙΓΕΝΙΑΣ ΑΘΗΝΑ	2103328784									
NUNTIUS BROKERAGE AND INVESTMENT SERVICES S.A				a						
6, ΔΡΑΓΑΤΣΑΝΙΟΥ 6 ΑΘΗΝΑ	2103350599									
ONE PLUS CAPITAL LIMITED				a	a					
, 75 PRODROMOU AVENUE NICOSIA 1307	35722873760									
OPTIMA BANK S.A.				a		a	a	a	a	
, ΑΙΓΙΑΛΕΙΑΣ 32 & ΠΑΡΑΔΕΙΣΟΥ ΜΑΡΟΥΣΙ	210 8173000									
PANCRETA BANK S.A									a	
, ΙΚΑΡΟΥ 5	2810338746									
PANTELAKIS SECURITIES S.A.				a		a	a	a		
57, ΕΘΝΙΚΗΣ ΑΝΤΙΣΤΑΣΕΩΣ 57, ΚΤΙΠΙΟ Β CHALANDRI	2106965000								a	
PIRAEUS BANK S.A.				a			a			
, ΑΜΕΡΙΚΗΣ 4 ΑΘΗΝΑ	2103335000									
PIRAEUS SECURITIES S. A.				a		a	a	a		a
10, ΣΤΑΔΙΟΥ 10 ΑΘΗΝΑ	2103354100									
PROCHOICE SECURITIES LTD				a	a					
57, ΛΕΩΦ.ΣΠΥΡΟΥ ΚΥΠΡΙΑΝΟΥ 57, ΑΚΙΝΗΤΑ Φ	035724661192									
SHARELINK SECURITIES & FINANCIAL SERVICES LTD				a			a			
6, HOUSE-ΘΕΟΤΟΚΗ 6 ΜΕΓΑΡΟ ΕΛΜΗΝΑ	+357 22554200									
SOCIETE GENERALE S.A.				a	a		a			
, 17 COURS VALMY, CEDEX	+157290504									
SOLIDUS SECURITIES S.A				a			a			a
64, ΛΟΥΙΖΗΣ ΠΙΑΝΚΟΥΡ 64 ΑΘΗΝΑ	2106900600									
ST. EM. LAVRENTAKIS SECURITIES S.A.				a			a			
7-9, ΣΟΦΟΚΛΕΟΥΣ 7-9 ΑΘΗΝΑ	2103213336									
THE CYPRUS INVESTMENT & SECURITIES CORPORATION LTD				a	a					
154, 1 AG. PROKOPIΟΥ & POSIDONOS 1ST FLOOR	0035722121700									
UBS EUROPE SE				a	a					
, OPERNTURM, BOCKENHEIMER LANDSTRASSE 2-4	496921790									
UBS LIMITED					a					
1, FINSBURY AVENUE LONDON	+44 2075687135									

List of Stocks under Market Making operations

Securities	Market Maker	Start Market Making	Stock Category	Suspension Status
MLS MULTIMEDIA SA (CR)				
	PIRAEUS SECURITIES S. A.	01/08/2019		
ALPHA ETF FTSE Athex Large Cap			Exchange Traded Funds (ETFs)	
	ALPHA FINANCE INVESTMENT SERVICES SINGLE MEMBER SA	02/01/1900		
	NATIONAL SECURITIES SINGLE MEMBER SA	02/01/1900		
ADMIE (IPTO) HOLDING S.A. (CR)			Main Market	
	EUROBANK EQUITIES INVESTMENT FIRM SINGLE MEMBER SA	24/05/2021		
	HELLENIC AMERICAN SECURITIES S.A.	09/03/2020		
	PIRAEUS SECURITIES S. A.	29/06/2017		
AEGEAN AIRLINES (CR)			Main Market	
	EUROBANK EQUITIES INVESTMENT FIRM SINGLE MEMBER SA	22/09/2020		
ALPHA SERVICES HOLD (CR)			Main Market	
	ALPHA FINANCE INVESTMENT SERVICES SINGLE MEMBER SA	29/02/2016		
	EUROBANK EQUITIES INVESTMENT FIRM SINGLE MEMBER SA	22/10/2006		
	GREENPOST TRADING EUROPE LTD	12/06/2023		
	HELLENIC AMERICAN SECURITIES S.A.	25/07/2014		
	LEON DEPOLAS SECURITIES S.A.	04/01/2016		
	MERIT SECURITIES S.A	03/09/2012		
	NATIONAL SECURITIES SINGLE MEMBER SA	02/01/1900		
	PIRAEUS SECURITIES S. A.	28/05/2009		
ALPHA TRUST (CR)			Main Market	
	EUROBANK EQUITIES INVESTMENT FIRM SINGLE MEMBER SA	06/02/2023		
	LEON DEPOLAS SECURITIES S.A.	04/01/2021		
ALUMIL (CR)			Main Market	
	PIRAEUS SECURITIES S. A.	31/07/2023		
ANDROMEDA SA (CR)			Main Market	
	BETA SECURITIES S.A.	15/02/2021		
	OPTIMA BANK S.A.	03/04/2023		
ATTICA BANK S.A. (CR)			Main Market	
	EUROXX SECURITIES S.A.	22/01/2016		
	PIRAEUS SECURITIES S. A.	20/09/2017		
AUSTRIACARD (CB)			Main Market	
	BETA SECURITIES S.A.	23/03/2023		
	EUROBANK EQUITIES INVESTMENT FIRM SINGLE MEMBER SA	15/05/2023		
AUTOHELLAS SA (CR)			Main Market	
	ALPHA FINANCE INVESTMENT SERVICES SINGLE MEMBER SA	01/07/2019		
	EUROXX SECURITIES S.A.	02/07/2018		
AVAX S.A. (CR)			Main Market	
	EUROBANK EQUITIES INVESTMENT FIRM SINGLE MEMBER SA	14/12/2015		
	OPTIMA BANK S.A.	04/09/2023		
	PIRAEUS SECURITIES S. A.	01/02/2021		
AVE (CR)			Main Market	
	EUROXX SECURITIES S.A.	05/06/2020		
BRIO PROPERTIES (CR)			Main Market	
	EUROBANK EQUITIES INVESTMENT FIRM SINGLE MEMBER SA	09/09/2019		
	LEON DEPOLAS SECURITIES S.A.	22/02/2021		
CC HBC AG (CR)			Main Market	
	BETA SECURITIES S.A.	08/03/2021		
	NATIONAL SECURITIES SINGLE MEMBER SA	02/01/1900		
	PIRAEUS SECURITIES S. A.	04/05/2015		
CENERGY HOLDINGS (CB)			Main Market	
	ALPHA FINANCE INVESTMENT SERVICES SINGLE MEMBER SA	02/01/2016		
	EUROBANK EQUITIES INVESTMENT FIRM SINGLE MEMBER SA	02/01/2016		
	OPTIMA BANK S.A.	14/03/2022		
	PANTELAKIS SECURITIES S.A.	27/12/2022		
CNL CAPITAL (CR)			Main Market	
	MERIT SECURITIES S.A	01/10/2018		
DIMAND (CR)			Main Market	
	ALPHA FINANCE INVESTMENT SERVICES SINGLE MEMBER SA	08/08/2022		
	EUROBANK EQUITIES INVESTMENT FIRM SINGLE MEMBER SA	08/08/2022		
	PANTELAKIS SECURITIES S.A.	15/05/2023		
EKTER SA (CR)			Main Market	
	BETA SECURITIES S.A.	26/09/2022		
	EUROBANK EQUITIES INVESTMENT FIRM SINGLE MEMBER SA	16/10/2017		
	LEON DEPOLAS SECURITIES S.A.	21/05/2018		
ELASTRON (CR)			Main Market	
	LEON DEPOLAS SECURITIES S.A.	20/02/2017		

List of Stocks under Market Making operations

Securities	Stock Category
Market Maker	Start Market Making
ELLAKTOR (CR)	Main Market
ALPHA FINANCE INVESTMENT SERVICES SINGLE MEMBER SA	18/03/2019
EUROBANK EQUITIES INVESTMENT FIRM SINGLE MEMBER SA	01/06/2012
EUROXX SECURITIES S.A.	24/09/2018
NATIONAL SECURITIES SINGLE MEMBER SA	02/01/1900
PIRAEUS SECURITIES S. A.	22/10/2018
ELTON SA (CR)	Main Market
EUROBANK EQUITIES INVESTMENT FIRM SINGLE MEMBER SA	28/11/2022
OPTIMA BANK S.A.	30/01/2023
ELVALHALCOR (CR)	Main Market
ALPHA FINANCE INVESTMENT SERVICES SINGLE MEMBER SA	07/05/2018
BETA SECURITIES S.A.	09/01/2023
EUROBANK EQUITIES INVESTMENT FIRM SINGLE MEMBER SA	07/05/2018
ENTERSOFT (CR)	Main Market
ALPHA FINANCE INVESTMENT SERVICES SINGLE MEMBER SA	23/03/2023
EUROBANK EQUITIES INVESTMENT FIRM SINGLE MEMBER SA	22/06/2020
EUROBANK HOLDINGS (CR)	Main Market
ALPHA FINANCE INVESTMENT SERVICES SINGLE MEMBER SA	09/01/2006
EUROBANK EQUITIES INVESTMENT FIRM SINGLE MEMBER SA	01/06/2012
GREENPOST TRADING EUROPE LTD	12/06/2023
HELLENIC AMERICAN SECURITIES S.A.	25/07/2014
LEON DEPOLAS SECURITIES S.A.	30/11/2018
MERIT SECURITIES S.A	06/11/2017
NATIONAL SECURITIES SINGLE MEMBER SA	02/01/1900
PIRAEUS SECURITIES S. A.	28/09/2009
EUROCONSULTANTS S.A. (CR)	Main Market
OPTIMA BANK S.A.	01/02/2023
EYDAP S.A. (CR)	Main Market
ALPHA FINANCE INVESTMENT SERVICES SINGLE MEMBER SA	27/01/2020
EUROBANK EQUITIES INVESTMENT FIRM SINGLE MEMBER SA	10/06/2019
FOURLIS (CR)	Main Market
EUROBANK EQUITIES INVESTMENT FIRM SINGLE MEMBER SA	01/12/2016
PIRAEUS SECURITIES S. A.	06/03/2017
GEK TERNA (CR)	Main Market
BETA SECURITIES S.A.	08/03/2021
EUROBANK EQUITIES INVESTMENT FIRM SINGLE MEMBER SA	24/05/2021
PIRAEUS SECURITIES S. A.	29/08/2019
GR. SARANTIS S.A. (CR)	Main Market
BETA SECURITIES S.A.	14/05/2012
EUROBANK EQUITIES INVESTMENT FIRM SINGLE MEMBER SA	24/10/2016
HELLENIC EXCHANGES-A.S.E. (CR)	Main Market
HELLENIC AMERICAN SECURITIES S.A.	01/09/2014
NATIONAL SECURITIES SINGLE MEMBER SA	02/01/1900
PIRAEUS SECURITIES S. A.	04/05/2015
HELLENIQ ENERGY (CR)	Main Market
EUROBANK EQUITIES INVESTMENT FIRM SINGLE MEMBER SA	01/11/2023
HELLENIC AMERICAN SECURITIES S.A.	14/09/2015
PIRAEUS SECURITIES S. A.	20/03/2017
IDEAL HOLDINGS (CR)	Main Market
EUROBANK EQUITIES INVESTMENT FIRM SINGLE MEMBER SA	07/06/2021
PIRAEUS SECURITIES S. A.	07/06/2021
INTERCONTINENTAL (CR)	Main Market
LEON DEPOLAS SECURITIES S.A.	03/06/2019
INTERLIFE G.C.I.(CR)	Main Market
BETA SECURITIES S.A.	24/10/2022
INTERWOOD-XYLEMPORIA (CR)	Main Market
EUROBANK EQUITIES INVESTMENT FIRM SINGLE MEMBER SA	05/07/2021
PANTELAKIS SECURITIES S.A.	01/07/2021
INTRAKAT (CR)	Main Market
BETA SECURITIES S.A.	04/10/2021
PANTELAKIS SECURITIES S.A.	10/10/2022
JUMBO SA (CR)	Main Market
BETA SECURITIES S.A.	01/02/2021
EUROBANK EQUITIES INVESTMENT FIRM SINGLE MEMBER SA	25/05/2020
GREENPOST TRADING EUROPE LTD	12/06/2023
MERIT SECURITIES S.A	06/11/2017
PIRAEUS SECURITIES S. A.	06/03/2017
KLOUKINAS - LAPPAS SA (CR)	Main Market
OPTIMA BANK S.A.	02/01/2023

List of Stocks under Market Making operations

Securities	Stock Category
Market Maker	Start Market Making
KRI-KRI S.A. (CR)	Main Market
EUROBANK EQUITIES INVESTMENT FIRM SINGLE MEMBER SA	07/05/2018
LEON DEPOLAS SECURITIES S.A.	16/01/2017
LAMDA DEVELOPMENT SA (CR)	Main Market
EUROBANK EQUITIES INVESTMENT FIRM SINGLE MEMBER SA	08/12/2014
PANTELAKIS SECURITIES S.A.	06/11/2017
PIRAEUS SECURITIES S. A.	29/06/2017
LAMPSA HOTEL SA (CR)	Main Market
LEON DEPOLAS SECURITIES S.A.	16/01/2017
MIG (CR)	Main Market
PIRAEUS SECURITIES S. A.	02/02/2009
MOTODYNAMICS S.A. (CR)	Main Market
OPTIMA BANK S.A.	25/08/2023
MOTOR OIL (CR)	Main Market
BETA SECURITIES S.A.	08/03/2021
EUROBANK EQUITIES INVESTMENT FIRM SINGLE MEMBER SA	22/10/2006
GREENPOST TRADING EUROPE LTD	12/06/2023
LEON DEPOLAS SECURITIES S.A.	01/04/2019
MERIT SECURITIES S.A	25/02/2019
NATIONAL SECURITIES SINGLE MEMBER SA	02/01/1900
PIRAEUS SECURITIES S. A.	04/05/2015
MPLE KEDROS (CR)	Main Market
MERIT SECURITIES S.A	30/09/2022
OPTIMA BANK S.A.	16/10/2023
MYTILINEOS (CR)	Main Market
ALPHA FINANCE INVESTMENT SERVICES SINGLE MEMBER SA	15/04/2019
BETA SECURITIES S.A.	11/04/2022
EUROBANK EQUITIES INVESTMENT FIRM SINGLE MEMBER SA	20/09/2017
GREENPOST TRADING EUROPE LTD	12/06/2023
MERIT SECURITIES S.A	25/02/2019
NATIONAL SECURITIES SINGLE MEMBER SA	02/01/1900
PIRAEUS SECURITIES S. A.	04/05/2015
NATIONAL BANK (CR)	Main Market
ALPHA FINANCE INVESTMENT SERVICES SINGLE MEMBER SA	09/01/2006
EUROBANK EQUITIES INVESTMENT FIRM SINGLE MEMBER SA	22/10/2006
GREENPOST TRADING EUROPE LTD	12/06/2023
HELLENIC AMERICAN SECURITIES S.A.	25/07/2014
LEON DEPOLAS SECURITIES S.A.	20/05/2015
MERIT SECURITIES S.A	03/09/2012
NATIONAL SECURITIES SINGLE MEMBER SA	02/01/1900
PIRAEUS SECURITIES S. A.	08/09/2008
OPAP (CR)	Main Market
ALPHA FINANCE INVESTMENT SERVICES SINGLE MEMBER SA	09/01/2006
BETA SECURITIES S.A.	11/04/2022
EUROBANK EQUITIES INVESTMENT FIRM SINGLE MEMBER SA	22/10/2006
GREENPOST TRADING EUROPE LTD	12/06/2023
HELLENIC AMERICAN SECURITIES S.A.	25/07/2014
MERIT SECURITIES S.A	20/03/2017
NATIONAL SECURITIES SINGLE MEMBER SA	02/01/1900
PIRAEUS SECURITIES S. A.	04/05/2015
OPTIMA BANK (CR)	Main Market
OPTIMA BANK S.A.	06/11/2023
OTE (CR)	Main Market
ALPHA FINANCE INVESTMENT SERVICES SINGLE MEMBER SA	09/01/2006
BETA SECURITIES S.A.	11/04/2022
EUROBANK EQUITIES INVESTMENT FIRM SINGLE MEMBER SA	22/10/2006
GREENPOST TRADING EUROPE LTD	12/06/2023
HELLENIC AMERICAN SECURITIES S.A.	25/07/2014
LEON DEPOLAS SECURITIES S.A.	20/04/2015
MERIT SECURITIES S.A	20/03/2017
NATIONAL SECURITIES SINGLE MEMBER SA	02/01/1900
PIRAEUS SECURITIES S. A.	08/09/2008
P.P.A. S.A. (CR)	Main Market
EUROBANK EQUITIES INVESTMENT FIRM SINGLE MEMBER SA	06/02/2019
PAPOUTSANIS (CR)	Main Market
ALPHA FINANCE INVESTMENT SERVICES SINGLE MEMBER SA	19/11/2018
BETA SECURITIES S.A.	25/11/2013

List of Stocks under Market Making operations

Securities	Stock Category
Market Maker	Start Market Making
PETROPOULOS PETROS (CR)	Main Market
EUROBANK EQUITIES INVESTMENT FIRM SINGLE MEMBER SA	01/04/2019
PANTELAKIS SECURITIES S.A.	16/03/2020
PIRAEUS FINANCIAL HOLD (CR)	Main Market
ALPHA FINANCE INVESTMENT SERVICES SINGLE MEMBER SA	15/04/2019
EUROBANK EQUITIES INVESTMENT FIRM SINGLE MEMBER SA	22/10/2006
EUROXX SECURITIES S.A.	15/02/2016
GREENPOST TRADING EUROPE LTD	12/06/2023
HELLENIC AMERICAN SECURITIES S.A.	25/07/2014
LEON DEPOLAS SECURITIES S.A.	30/11/2018
MERIT SECURITIES S.A	16/09/2013
NATIONAL SECURITIES SINGLE MEMBER SA	02/01/1900
PIRAEUS SECURITIES S. A.	16/02/2009
PPC (CR)	Main Market
ALPHA FINANCE INVESTMENT SERVICES SINGLE MEMBER SA	09/01/2006
BETA SECURITIES S.A.	01/02/2021
EUROBANK EQUITIES INVESTMENT FIRM SINGLE MEMBER SA	22/10/2006
GREENPOST TRADING EUROPE LTD	12/06/2023
HELLENIC AMERICAN SECURITIES S.A.	01/09/2014
MERIT SECURITIES S.A	06/11/2017
NATIONAL SECURITIES SINGLE MEMBER SA	02/01/1900
PIRAEUS SECURITIES S. A.	28/09/2009
PREMIA (CR)	Main Market
BETA SECURITIES S.A.	01/06/2021
LEON DEPOLAS SECURITIES S.A.	05/12/2022
PANTELAKIS SECURITIES S.A.	23/12/2021
PROFILE SA (CR)	Main Market
OPTIMA BANK S.A.	03/04/2023
PANTELAKIS SECURITIES S.A.	01/07/2019
QUALITY & RELIABILITY SA (CR)	Main Market
OPTIMA BANK S.A.	03/01/2023
QUEST HOLDINGS (CR)	Main Market
BETA SECURITIES S.A.	26/03/2018
EUROBANK EQUITIES INVESTMENT FIRM SINGLE MEMBER SA	28/01/2019
REVOIL (CR)	Main Market
BETA SECURITIES S.A.	26/06/2023
SIDMA STEEL (CR)	Main Market
OPTIMA BANK S.A.	25/05/2023
SPACE HELLAS SA (CR)	Main Market
MERIT SECURITIES S.A	09/12/2022
TECHNICAL OLYMPIC SA (CR)	Main Market
OPTIMA BANK S.A.	05/07/2023
TERNA ENERGY (CR)	Main Market
EUROBANK EQUITIES INVESTMENT FIRM SINGLE MEMBER SA	24/05/2021
PIRAEUS SECURITIES S. A.	09/12/2019
THRACE PLASTICS SA (CR)	Main Market
ALPHA FINANCE INVESTMENT SERVICES SINGLE MEMBER SA	26/03/2018
EUROBANK EQUITIES INVESTMENT FIRM SINGLE MEMBER SA	26/03/2018
TITAN CEMENT (CB)	Main Market
BETA SECURITIES S.A.	01/02/2021
EUROBANK EQUITIES INVESTMENT FIRM SINGLE MEMBER SA	06/11/2019
PIRAEUS SECURITIES S. A.	18/01/2021
TZIRAKIAN PROFIL (CR)	Main Market
LEON DEPOLAS SECURITIES S.A.	19/07/2021
VIOHALCO SA/NV (CB)	Main Market
ALPHA FINANCE INVESTMENT SERVICES SINGLE MEMBER SA	11/03/2008
EUROBANK EQUITIES INVESTMENT FIRM SINGLE MEMBER SA	04/03/2014
MERIT SECURITIES S.A	17/03/2014

Underlying Asset				Derivatives Market													
Price max	Price min	Closing price	change	Delivery Month	Open price	Price max	Price min	Last price	Closing price	Last Bid	Last Ask	Fixing price*	Life high	Life low	Trades	Volume	Open Interest
FTSE/Athex Large Cap				(Trade Unit: 1 Index Point x 2E, Cash Settlement)													
3,027.61	2,981.22	3,027.61	1.56%	November 2023	3,000.00	3,031.75	2,980.00	3,026.50	3,026.50	---	---		3,094.00	---	142	520	2,982
				December 2023	3,006.50	3,023.75	3,006.50	3,022.00	3,022.00	---	---		3,023.75	---	11	66	281
				January 2024	---	---	---	---	2,974.00	---	---		2,923.00	---	---	---	40
				March 2024	---	---	---	---	3,003.25	---	---		---	---	---	---	---
				June 2024	---	---	---	---	3,019.50	---	---		---	---	---	---	---
				September 2024	---	---	---	---	3,034.50	---	---		---	---	---	---	---
FTSE/Athex Banks				(Trade Unit: 1 Index Point x 15E, Cash Settlement)													
998.85	975.49	998.51	2.36%	December 2023	1,000.00	1,000.75	1,000.00	1,000.75	1,000.75	---	---		1,024.75	---	4	12	1,807
				March 2024	---	---	---	---	982.75	---	---		---	---	---	---	---
				June 2024	---	---	---	---	988.00	---	---		---	---	---	---	---
				September 2024	---	---	---	---	993.00	---	---		---	---	---	---	---
MSCI GREECE REBASED				(Trade Unit: 1 Index Point x 2E, Cash Settlement)													
4,871.95	4,792.62	4,871.95	1.66%	November 2023	---	---	---	---	4,788.50	---	---		4,708.25	---	---	---	83
				December 2023	---	---	---	---	4,966.50	---	---		5,012.25	---	---	---	20
				January 2024	---	---	---	---	4,763.25	---	---		4,683.25	---	---	---	---
				February 2024	---	---	---	---	4,820.50	---	---		---	---	---	---	---
				March 2024	---	---	---	---	4,828.00	---	---		---	---	---	---	---
				April 2024	---	---	---	---	4,837.25	---	---		---	---	---	---	---
				June 2024	---	---	---	---	4,854.25	---	---		---	---	---	---	---
				September 2024	---	---	---	---	4,878.25	---	---		---	---	---	---	---

Derivatives notes

Fixing prices and final open positions can be retrieved from the following path <http://www.helex.gr/el/web/guest/statistics-end-of-day-derivatives>

Underlying Asset				Derivatives Market													
Price max	Price min	Closing price	change	Delivery Month	Open price	Price max	Price min	Last price	Closing price	Last Bid	Last Ask	Fixing price*	Life high	Life low	Trades	Volume	Open Interest
ADMIE (IPTO) HOLDING S.A. (CR)				(Contract Size: 100 Securities, Physical Delivery)													
2.085	2.05	2.055	0.00%	December 2023	2.08	2.10	2.07	2.07	2.07	---	---	---	2.42	---	26	383	23,706
				March 2024	---	---	---	---	2.07	---	---	---	---	---	---	---	---
				June 2024	---	---	---	---	2.08	---	---	---	---	---	---	---	---
				September 2024	---	---	---	---	2.09	---	---	---	---	---	---	---	---
AEGEAN AIRLINES (CR)				(Contract Size: 100 Securities, Physical Delivery)													
11.36	11.06	11.36	4.99%	December 2023	11.13	11.36	11.13	11.33	11.33	---	---	---	13.64	---	96	351	5,020
				March 2024	---	---	---	---	10.90	---	---	---	---	---	---	---	---
				June 2024	---	---	---	---	10.96	---	---	---	---	---	---	---	---
				September 2024	---	---	---	---	11.01	---	---	---	---	---	---	---	---
ALPHA SERVICES HOLD (CR)				(Contract Size: 100 Securities, Physical Delivery)													
1.489	1.4695	1.487	2.94%	December 2023	1.49	1.50	1.48	1.50	1.50	---	---	---	1.65	---	193	5,730	201,619
				March 2024	---	---	---	---	1.46	---	---	---	---	---	---	---	---
				June 2024	1.47	1.47	1.47	1.47	1.47	---	---	---	1.47	---	1	3	3
				September 2024	---	---	---	---	1.47	---	---	---	---	---	---	---	---
AUTOHELLAS SA (CR)				(Contract Size: 100 Securities, Physical Delivery)													
12.96	12.78	12.9	-0.31%	December 2023	---	---	---	---	12.96	---	---	---	14.22	---	---	---	80
				March 2024	---	---	---	---	13.04	---	---	---	---	---	---	---	---
				June 2024	---	---	---	---	13.11	---	---	---	---	---	---	---	---
				September 2024	---	---	---	---	13.17	---	---	---	---	---	---	---	---
AVAX S.A. (CR)				(Contract Size: 100 Securities, Physical Delivery)													
1.418	1.304	1.36	-1.73%	December 2023	1.41	1.41	1.35	1.35	1.35	---	---	---	1.49	---	11	52	1,489
				March 2024	---	---	---	---	1.39	---	---	---	---	---	---	---	---
				June 2024	---	---	---	---	1.40	---	---	---	---	---	---	---	---
				September 2024	---	---	---	---	1.41	---	---	---	---	---	---	---	---
CC HBC AG (CR)				(Contract Size: 100 Securities, Physical Delivery)													
24.8	24.42	24.62	0.90%	December 2023	24.62	24.64	24.62	24.64	24.64	---	---	---	27.19	---	4	12	500
				March 2024	---	---	---	---	24.58	---	---	---	---	---	---	---	---
				June 2024	---	---	---	---	24.71	---	---	---	---	---	---	---	---
				September 2024	---	---	---	---	24.84	---	---	---	---	---	---	---	---
CENERGY HOLDINGS (CB)				(Contract Size: 100 Securities, Physical Delivery)													
6.77	6.62	6.66	0.60%	December 2023	6.70	6.72	6.65	6.65	6.65	---	---	---	7.22	---	8	26	4,822
				March 2024	---	---	---	---	6.67	---	---	---	---	---	---	---	---
				June 2024	---	---	---	---	6.70	---	---	---	---	---	---	---	---
				September 2024	---	---	---	---	6.74	---	---	---	---	---	---	---	---

Derivatives notes

Fixing prices and final open positions can be retrieved from the following path <http://www.helex.gr/el/web/guest/statistics-end-of-day-derivatives>

Underlying Asset				Derivatives Market													
Price max	Price min	Closing price	change	Delivery Month	Open price	Price max	Price min	Last price	Closing price	Last Bid	Last Ask	Fixing price*	Life high	Life low	Trades	Volume	Open Interest
ELLAKTOR (CR)				(Contract Size: 100 Securities, Physical Delivery)													
2.08	1.984	2.08	5.91%	December 2023	2.01	2.08	2.01	2.08	2.08	---	---	---	2.31	---	11	53	970
				March 2024	---	---	---	---	1.98	---	---	---	---	---	---	---	---
				June 2024	---	---	---	---	1.99	---	---	---	---	---	---	---	---
				September 2024	---	---	---	---	2.00	---	---	---	---	---	---	---	---
ELVALHALCOR (CR)				(Contract Size: 100 Securities, Physical Delivery)													
1.768	1.73	1.73	0.93%	December 2023	1.75	1.76	1.74	1.74	1.74	---	---	---	2.09	---	8	45	1,240
				March 2024	---	---	---	---	1.73	---	---	---	---	---	---	---	---
				June 2024	---	---	---	---	1.74	---	---	---	---	---	---	---	---
				September 2024	---	---	---	---	1.74	---	---	---	---	---	---	---	---
EUROBANK HOLDINGS (CR)				(Contract Size: 100 Securities, Physical Delivery)													
1.55	1.5265	1.55	1.97%	December 2023	1.54	1.55	1.53	1.55	1.55	---	---	---	1.60	---	97	1,003	34,521
				March 2024	---	---	---	---	1.53	---	---	---	---	---	---	---	---
				June 2024	---	---	---	---	1.54	---	---	---	---	---	---	---	---
				September 2024	---	---	---	---	1.55	---	---	---	---	---	---	---	---
EYDAP S.A. (CR)				(Contract Size: 100 Securities, Physical Delivery)													
5.78	5.65	5.78	0.52%	December 2023	5.74	5.74	5.74	5.74	5.74	---	---	---	6.52	---	1	1	2,401
				March 2024	---	---	---	---	5.79	---	---	---	---	---	---	---	---
				June 2024	---	---	---	---	5.82	---	---	---	---	---	---	---	---
				September 2024	---	---	---	---	5.85	---	---	---	---	---	---	---	---
FOURLIS (CR)				(Contract Size: 100 Securities, Physical Delivery)													
4.3	4.16	4.19	0.00%	December 2023	4.20	4.29	4.20	4.20	4.20	---	---	---	4.65	---	16	51	840
				March 2024	---	---	---	---	4.22	---	---	---	---	---	---	---	---
				June 2024	---	---	---	---	4.24	---	---	---	---	---	---	---	---
				September 2024	---	---	---	---	4.26	---	---	---	---	---	---	---	---
GEK TERNA (CR)				(Contract Size: 100 Securities, Physical Delivery)													
13.7	13.22	13.66	2.55%	December 2023	13.34	13.70	13.32	13.70	13.70	---	---	---	13.71	---	10	51	6,056
				March 2024	---	---	---	---	13.42	---	---	---	---	---	---	---	---
				June 2024	---	---	---	---	13.49	---	---	---	---	---	---	---	---
				September 2024	---	---	---	---	13.56	---	---	---	---	---	---	---	---
HELLENIC EXCHANGES-A.S.E. (CR)				(Contract Size: 100 Securities, Physical Delivery)													
4.98	4.86	4.875	-0.41%	December 2023	4.95	5.00	4.89	4.89	4.89	---	---	---	5.13	---	13	57	8,444
				March 2024	---	---	---	---	4.93	---	---	---	---	---	---	---	---
				June 2024	---	---	---	---	4.96	---	---	---	---	---	---	---	---
				September 2024	---	---	---	---	4.98	---	---	---	---	---	---	---	---

Derivatives notes

Fixing prices and final open positions can be retrieved from the following path <http://www.helex.gr/el/web/guest/statistics-end-of-day-derivatives>

Underlying Asset				Derivatives Market													
Price max	Price min	Closing price	change	Delivery Month	Open price	Price max	Price min	Last price	Closing price	Last Bid	Last Ask	Fixing price*	Life high	Life low	Trades	Volume	Open Interest
HELLENiQ ENERGY (CR)				(Contract Size: 100 Securities, Physical Delivery)													
7.65	7.51	7.55	0.53%	December 2023	7.61	7.64	7.58	7.58	7.58	---	---	---	7.93	---	21	42	1,386
				March 2024	---	---	---	---	7.57	---	---	---	---	---	---	---	---
				June 2024	---	---	---	---	7.61	---	---	---	---	---	---	---	---
				September 2024	---	---	---	---	7.64	---	---	---	---	---	---	---	---
INTRACOM HOLDINGS (CR)				(Contract Size: 100 Securities, Physical Delivery)													
2.24	2.18	2.19	2.34%	December 2023	2.15	2.23	2.15	2.20	2.20	---	---	---	2.34	---	20	88	4,478
				March 2024	---	---	---	---	2.16	---	---	---	---	---	---	---	---
				June 2024	---	---	---	---	2.17	---	---	---	---	---	---	---	---
				September 2024	---	---	---	---	2.18	---	---	---	---	---	---	---	---
INTRAKAT (CR)				(Contract Size: 100 Securities, Physical Delivery)													
3.48	3.375	3.48	3.88%	December 2023	3.43	3.49	3.40	3.46	3.46	---	---	---	3.49	---	86	524	6,706
				March 2024	3.48	3.55	3.48	3.55	3.55	---	---	---	3.55	---	27	731	---
				June 2024	---	---	---	---	3.39	---	---	---	---	---	---	---	---
				September 2024	---	---	---	---	3.41	---	---	---	---	---	---	---	---
JUMBO SA (CR)				(Contract Size: 100 Securities, Physical Delivery)													
26.72	25.92	26.72	3.09%	December 2023	24.90	25.30	24.89	25.17	25.17	---	---	---	28.13	---	19	52	740
				March 2024	---	---	---	---	26.11	---	---	---	---	---	---	---	---
				June 2024	---	---	---	---	26.25	---	---	---	---	---	---	---	---
				September 2024	---	---	---	---	26.38	---	---	---	---	---	---	---	---
LAMDA DEVELOPMENT SA (CR)				(Contract Size: 100 Securities, Physical Delivery)													
6.48	6.39	6.45	0.70%	December 2023	6.44	6.44	6.44	6.44	6.44	---	---	---	6.77	---	3	15	5,819
				March 2024	---	---	---	---	6.45	---	---	---	---	---	---	---	---
				June 2024	---	---	---	---	6.49	---	---	---	---	---	---	---	---
				September 2024	---	---	---	---	6.52	---	---	---	---	---	---	---	---
MIG (CR)				(Contract Size: 100 Securities, Physical Delivery)													
4.08	3.92	3.95	0.77%	December 2023	---	---	---	---	3.87	---	---	---	4.70	---	---	---	52
				March 2024	---	---	---	---	3.95	---	---	---	---	---	---	---	---
				June 2024	---	---	---	---	3.97	---	---	---	---	---	---	---	---
				September 2024	---	---	---	---	3.99	---	---	---	---	---	---	---	---
MOTOR OIL (CR)				(Contract Size: 100 Securities, Physical Delivery)													
23.7	23.3	23.7	1.28%	December 2023	23.49	23.70	23.49	23.60	23.60	---	---	---	24.10	---	6	16	1,115
				March 2024	---	---	---	---	23.57	---	---	---	---	---	---	---	---
				June 2024	---	---	---	---	23.70	---	---	---	---	---	---	---	---
				September 2024	---	---	---	---	23.82	---	---	---	---	---	---	---	---

Derivatives notes

Fixing prices and final open positions can be retrieved from the following path <http://www.helex.gr/el/web/guest/statistics-end-of-day-derivatives>

Underlying Asset				Derivatives Market													
Price max	Price min	Closing price	change	Delivery Month	Open price	Price max	Price min	Last price	Closing price	Last Bid	Last Ask	Fixing price*	Life high	Life low	Trades	Volume	Open Interest
MYTILINEOS (CR)				(Contract Size: 100 Securities, Physical Delivery)													
36.1	35.78	35.84	0.11%	December 2023	36.29	36.29	35.98	36.00	36.00	---	---	---	38.12	---	45	104	3,039
				March 2024	---	---	---	---	36.06	---	---	---	---	---	---	---	---
				June 2024	---	---	---	---	36.26	---	---	---	---	---	---	---	---
				September 2024	---	---	---	---	36.44	---	---	---	---	---	---	---	---
NATIONAL BANK (CR)				(Contract Size: 100 Securities, Physical Delivery)													
5.65	5.58	5.61	2.00%	December 2023	5.64	5.69	5.60	5.67	5.67	---	---	---	6.43	---	171	1,289	22,656
				March 2024	5.69	5.70	5.69	5.70	5.70	---	---	---	5.70	---	3	20	---
				June 2024	---	---	---	---	5.57	---	---	---	---	---	---	---	---
				September 2024	---	---	---	---	5.60	---	---	---	---	---	---	---	---
OPAP (CR)				(Contract Size: 100 Securities, Physical Delivery)													
15.54	15.27	15.5	0.32%	December 2023	15.52	15.55	15.31	15.55	15.55	---	---	---	16.20	---	29	100	1,659
				March 2024	---	---	---	---	15.56	---	---	---	---	---	---	---	---
				June 2024	---	---	---	---	15.65	---	---	---	---	---	---	---	---
				September 2024	---	---	---	---	15.73	---	---	---	---	---	---	---	---
OPTIMA BANK (CR)				(Contract Size: 100 Securities, Physical Delivery)													
7.12	7.05	7.07	-0.42%	December 2023	7.05	7.05	7.05	7.05	7.05	---	---	---	7.05	7.05	1	10	---
				March 2024	---	---	---	---	7.15	---	---	---	---	---	---	---	---
				June 2024	---	---	---	---	7.19	---	---	---	---	---	---	---	---
				September 2024	---	---	---	---	7.23	---	---	---	---	---	---	---	---
OTE (CR)				(Contract Size: 100 Securities, Physical Delivery)													
14.06	13.88	13.88	-0.36%	December 2023	14.16	14.17	13.92	13.94	13.94	---	---	---	14.17	---	37	195	6,797
				March 2024	---	---	---	---	14.03	---	---	---	---	---	---	---	---
				June 2024	---	---	---	---	14.11	---	---	---	---	---	---	---	---
				September 2024	---	---	---	---	14.18	---	---	---	---	---	---	---	---
P.P.A. S.A. (CR)				(Contract Size: 100 Securities, Physical Delivery)													
21.8	21.5	21.6	1.41%	December 2023	---	---	---	---	21.56	---	---	---	22.35	---	---	---	207
				March 2024	---	---	---	---	21.46	---	---	---	---	---	---	---	---
				June 2024	---	---	---	---	21.57	---	---	---	---	---	---	---	---
				September 2024	---	---	---	---	21.68	---	---	---	---	---	---	---	---
PIRAEUS FINANCIAL HOLD (CR)				(Contract Size: 100 Securities, Physical Delivery)													
2.986	2.944	2.986	2.75%	December 2023	2.94	3.02	2.94	3.00	3.00	---	---	---	3.36	---	230	3,071	83,138
				March 2024	---	---	---	---	2.93	---	---	---	---	---	---	---	---
				June 2024	---	---	---	---	2.94	---	---	---	---	---	---	---	---
				September 2024	---	---	---	---	2.96	---	---	---	---	---	---	---	---

Derivatives notes

Fixing prices and final open positions can be retrieved from the following path <http://www.helex.gr/el/web/guest/statistics-end-of-day-derivatives>

Underlying Asset				Derivatives Market													
Price max	Price min	Closing price	change	Delivery Month	Open price	Price max	Price min	Last price	Closing price	Last Bid	Last Ask	Fixing price*	Life high	Life low	Trades	Volume	Open Interest
PPC (CR)				(Contract Size: 100 Securities, Physical Delivery)													
10.2	9.98	10.18	2.98%	December 2023	10.04	10.26	10.04	10.20	10.20	---	---	---	10.69	---	118	809	21,218
				March 2024	10.16	10.36	10.16	10.35	10.35	---	---	---	10.36	---	18	461	---
				June 2024	---	---	---	---	10.01	---	---	---	---	---	---	---	---
				September 2024	---	---	---	---	10.06	---	---	---	---	---	---	---	---
QUEST HOLDINGS (CR)				(Contract Size: 100 Securities, Physical Delivery)													
5.47	5.32	5.47	3.40%	December 2023	5.29	5.29	5.29	5.29	5.29	---	---	---	6.25	---	1	5	115
				March 2024	---	---	---	---	5.33	---	---	---	---	---	---	---	---
				June 2024	---	---	---	---	5.36	---	---	---	---	---	---	---	---
				September 2024	---	---	---	---	5.38	---	---	---	---	---	---	---	---
TERNA ENERGY (CR)				(Contract Size: 100 Securities, Physical Delivery)													
14.84	14.57	14.69	0.62%	December 2023	14.73	14.85	14.67	14.77	14.77	---	---	---	17.23	---	45	103	15,075
				March 2024	---	---	---	---	14.71	---	---	---	---	---	---	---	---
				June 2024	---	---	---	---	14.79	---	---	---	---	---	---	---	---
				September 2024	---	---	---	---	14.86	---	---	---	---	---	---	---	---
TITAN CEMENT (CB)				(Contract Size: 100 Securities, Physical Delivery)													
18.6	18.04	18.42	1.43%	December 2023	18.28	18.70	18.28	18.60	18.60	---	---	---	18.70	---	7	41	988
				March 2024	---	---	---	---	18.29	---	---	---	---	---	---	---	---
				June 2024	---	---	---	---	18.39	---	---	---	---	---	---	---	---
				September 2024	---	---	---	---	18.48	---	---	---	---	---	---	---	---
VIOHALCO SA/NV (CB)				(Contract Size: 100 Securities, Physical Delivery)													
5.09	4.99	5.05	1.20%	December 2023	5.10	5.14	5.05	5.07	5.07	---	---	---	6.66	---	34	158	5,197
				March 2024	---	---	---	---	5.03	---	---	---	---	---	---	---	---
				June 2024	---	---	---	---	5.05	---	---	---	---	---	---	---	---
				September 2024	---	---	---	---	5.08	---	---	---	---	---	---	---	---

Derivatives notes

Fixing prices and final open positions can be retrieved from the following path <http://www.helex.gr/el/web/guest/statistics-end-of-day-derivatives>

FTSE/Athex Large Cap

(Trade Unit: 1 Index Point x 2€ - Exercise Style: European, Cash Settlement)

Call Options														Put Options																					
November 2023								December 2023						Other Months		November 2023								December 2023						Other Months		Exercise Price			
Open price	Price max	Price min	Last price	Closing price	Volume	Open Interest	Open price	Price max	Price min	Last price	Closing price	Volume	Open Interest	Volume	Open Interest	Open price	Price max	Price min	Last price	Closing price	Volume	Open Interest	Open price	Price max	Price min	Last price	Closing price	Volume	Open Interest	Volume	Open Interest				
1,975	-	-	-	-	-	-	0.00	0.00	0.00	-	990.00	-	-	-	-	-	-	-	-	-	-	-	0.00	0.00	0.00	-	0.01	-	-	-	-	1,975			
2,000	-	-	-	-	-	-	0.00	0.00	0.00	-	965.00	-	-	-	-	-	-	-	-	-	-	-	0.00	0.00	0.00	-	0.01	-	-	-	-	2,000			
2,050	-	-	-	-	-	-	0.00	0.00	0.00	-	915.00	-	-	-	-	-	-	-	-	-	-	-	0.00	0.00	0.00	-	0.01	-	-	-	-	2,050			
2,100	-	-	-	-	-	-	0.00	0.00	0.00	-	865.00	-	-	-	-	-	-	-	-	-	-	-	0.00	0.00	0.00	-	0.01	-	-	-	-	2,100			
2,150	-	-	-	-	-	-	0.00	0.00	0.00	-	816.00	-	-	-	-	-	-	-	-	-	-	-	0.00	0.00	0.00	-	0.01	-	-	-	-	2,150			
2,200	-	-	-	-	-	-	0.00	0.00	0.00	-	766.00	-	-	-	-	-	-	-	-	-	-	-	0.00	0.00	0.00	-	0.02	-	-	-	-	2,200			
2,250	-	-	-	-	-	-	0.00	0.00	0.00	-	716.00	-	-	-	-	-	-	-	-	-	-	-	0.00	0.00	0.00	-	0.04	-	-	-	-	2,250			
2,300	-	-	-	-	-	-	0.00	0.00	0.00	-	666.00	-	-	-	-	-	-	-	-	-	-	-	0.00	0.00	0.00	-	0.11	-	-	-	-	2,300			
2,350	-	-	-	-	-	-	0.00	0.00	0.00	-	616.00	-	-	-	-	-	-	-	-	-	-	-	0.00	0.00	0.00	-	0.26	-	-	-	-	2,350			
2,400	-	-	-	-	-	-	0.00	0.00	0.00	-	567.00	-	-	-	-	-	-	-	-	-	-	-	0.00	0.00	0.00	-	0.56	-	-	-	-	2,400			
2,450	0.00	0.00	0.00	-	526.00	-	0.00	0.00	0.00	-	517.00	-	-	-	-	-	0.00	0.00	0.00	-	0.02	-	0.00	0.00	0.00	-	1.10	-	-	-	-	2,450			
2,500	0.00	0.00	0.00	-	476.00	-	0.00	0.00	0.00	-	469.00	-	-	-	-	0.00	0.00	0.00	-	0.01	-	0.00	0.00	0.00	-	2.20	-	-	-	-	2,500				
2,550	0.00	0.00	0.00	-	426.00	-	0.00	0.00	0.00	-	420.00	-	-	-	-	0.00	0.00	0.00	-	0.04	-	0.00	0.00	0.00	-	3.90	-	-	-	-	2,550				
2,600	0.00	0.00	0.00	-	376.00	-	0.00	0.00	0.00	-	373.00	-	-	-	-	0.00	0.00	0.00	-	0.15	-	0.00	0.00	0.00	-	6.80	-	-	-	-	2,600				
2,650	0.00	0.00	0.00	-	326.00	-	0.00	0.00	0.00	-	328.00	-	-	-	-	0.00	0.00	0.00	-	0.49	-	0.00	0.00	0.00	-	11.00	-	-	-	-	2,650				
2,700	0.00	0.00	0.00	-	277.00	-	0.00	0.00	0.00	-	284.00	-	-	-	3.50	0.00	3.50	3.50	3.50	3.50	40	40	0.00	0.00	0.00	-	17.25	-	-	-	-	2,700			
2,750	0.00	0.00	0.00	-	229.00	-	20	0.00	0.00	0.00	-	243.00	-	-	0.00	0.00	0.00	-	3.50	-	20	0.00	0.00	0.00	-	26.00	-	-	-	-	2,750				
2,800	0.00	0.00	0.00	-	184.00	-	20	0.00	0.00	0.00	-	205.00	-	20	4.50	0.00	4.50	4.50	4.50	4.50	50	80	0.00	0.00	0.00	-	37.75	-	-	-	-	2,800			
2,850	0.00	0.00	0.00	-	142.00	-	22	0.00	0.00	0.00	-	170.00	-	60	0.00	0.00	0.00	-	15.75	-	20	0.00	0.00	0.00	-	53.00	-	43	-	-	2,850				
2,900	141.00	141.00	141.00	141.00	141.00	1	27	0.00	0.00	0.00	-	139.00	-	40	0.00	141.00	0.00	-	28.25	-	60	62.00	62.00	62.00	62.00	62.00	20	60	-	-	-	2,900			
2,950	0.00	0.00	0.00	-	73.00	-	61	141.00	144.00	141.00	144.00	144.00	40	102	22.00	0.00	22.00	22.00	22.00	22.00	40	41	0.00	0.00	0.00	-	94.00	-	81	-	-	2,950			
3,000	73.00	73.00	73.00	73.00	73.00	40	68	0.00	0.00	0.00	-	88.00	-	135	42.25	73.00	42.25	42.25	42.25	42.25	1	60	98.00	98.00	90.00	90.00	90.00	13	45	-	-	-	3,000		
3,050	43.50	44.00	43.50	44.00	44.00	40	40	0.00	0.00	0.00	-	68.00	-	21	0.00	44.00	0.00	-	104.00	-	20	0.00	0.00	0.00	-	150.00	-	20	-	-	-	3,050			
3,100	0.00	0.00	0.00	-	17.75	-	55	0.00	0.00	0.00	-	52.00	-	40	0.00	0.00	0.00	-	142.00	-	21	0.00	0.00	0.00	-	184.00	-	-	-	-	-	3,100			
3,150	0.00	0.00	0.00	-	9.80	-	28	0.00	0.00	0.00	-	38.75	-	-	0.00	0.00	0.00	-	184.00	-	40	0.00	0.00	0.00	-	221.00	-	-	-	-	-	3,150			
3,200	0.00	0.00	0.00	-	5.10	-	-	0.00	0.00	0.00	-	28.50	-	-	0.00	0.00	0.00	-	229.00	-	-	0.00	0.00	0.00	-	260.00	-	-	-	-	-	3,200			
3,250	0.00	0.00	0.00	-	2.50	-	-	0.00	0.00	0.00	-	20.50	-	-	0.00	0.00	0.00	-	276.00	-	-	0.00	0.00	0.00	-	302.00	-	-	-	-	-	3,250			
3,300	0.00	0.00	0.00	-	1.10	-	-	0.00	0.00	0.00	-	14.50	-	-	0.00	0.00	0.00	-	325.00	-	-	0.00	0.00	0.00	-	346.00	-	-	-	-	-	3,300			
3,350	0.00	0.00	0.00	-	0.48	-	-	0.00	0.00	0.00	-	10.25	-	-	0.00	0.00	0.00	-	374.00	-	-	0.00	0.00	0.00	-	392.00	-	-	-	-	-	3,350			
3,400	0.00	0.00	0.00	-	0.19	-	-	0.00	0.00	0.00	-	7.00	-	-	0.00	0.00	0.00	-	424.00	-	-	0.00	0.00	0.00	-	438.00	-	-	-	-	-	3,400			
3,450	0.00	0.00	0.00	-	0.07	-	-	0.00	0.00	0.00	-	4.70	-	-	0.00	0.00	0.00	-	474.00	-	-	0.00	0.00	0.00	-	486.00	-	-	-	-	-	3,450			
3,500	-	-	-	-	-	-	0.00	0.00	0.00	-	3.10	-	-	-	-	-	-	-	-	-	-	-	0.00	0.00	0.00	-	534.00	-	-	-	-	-	3,500		
Totals:						81	341							40	418	0	0							131	402							33	249	0	0
Number of Trades:						12							2	0							13							6	0						

ALPHA SERVICES HOLD (CR)

(Contract Size: 100 Securities, Exercise Style: American, Physical Delivery)

Call Options														Put Options																			
November 2023							December 2023							Other Months		November 2023							December 2023							Other Months			
Exercise Price	Open price	Price max	Price min	Last price	Closing price	Volume	Open Interest	Open price	Price max	Price min	Last price	Closing price	Volume	Open Interest	Volume	Open Interest	Open price	Price max	Price min	Last price	Closing price	Volume	Open Interest	Open price	Price max	Price min	Last price	Closing price	Volume	Open Interest	Volume	Open Interest	Exercise Price
0.750						-	-	0.000	0.000	0.000	0.692	-	-				-	-	0.000	0.000	0.000	0.002	-	-	0.000	0.000	0.000	0.002	-	-			0.008
0.800						-	-	0.000	0.000	0.000	0.642	-	-				-	-	0.000	0.000	0.000	0.001	-	-	0.000	0.000	0.000	0.001	-	-			0.008
0.850	0.000	0.000	0.000	0.591	-	-	-	0.000	0.000	0.000	0.592	-	-				0.000	0.000	0.000	0.001	-	-	0.000	0.000	0.000	0.001	-	-			0.009		
0.900	0.000	0.000	0.000	0.541	-	-	-	0.000	0.000	0.000	0.542	-	-				0.000	0.000	0.000	0.002	-	-	0.000	0.000	0.000	0.001	-	-			0.009		
0.950	0.000	0.000	0.000	0.491	-	-	-	0.000	0.000	0.000	0.492	-	-				0.000	0.000	0.000	0.001	-	-	0.000	0.000	0.000	0.001	-	-			0.010		
1.000	0.000	0.000	0.000	0.441	-	-	-	0.000	0.000	0.000	0.442	-	-				0.000	0.000	0.000	0.001	-	-	0.000	0.000	0.000	0.001	-	-			0.010		
1.100	0.000	0.000	0.000	0.341	-	-	-	0.000	0.000	0.000	0.344	-	-				0.000	0.000	0.000	0.001	-	-	0.000	0.000	0.000	0.001	-	-			0.011		
1.200	0.000	0.000	0.000	0.243	-	-	-	0.000	0.000	0.000	0.250	-	-				0.000	0.000	0.000	0.002	-	-	0.000	0.000	0.000	0.007	-	-			0.012		
1.300	0.000	0.000	0.000	0.154	-	-	-	0.000	0.000	0.000	0.167	-	-				0.000	0.000	0.000	0.013	-	-	0.000	0.000	0.000	0.024	-	-			0.013		
1.400	0.000	0.000	0.000	0.083	-	-	-	0.000	0.000	0.000	0.100	-	-				0.000	0.000	0.000	0.042	-	-	0.000	0.000	0.000	0.057	-	-			0.014		
1.500	0.000	0.000	0.000	0.038	-	-	-	0.000	0.000	0.000	0.054	-	-				0.000	0.000	0.000	0.096	-	-	0.000	0.000	0.000	0.111	-	-			0.015		
1.600	0.000	0.000	0.000	0.014	-	-	-	0.000	0.000	0.000	0.027	-	-				0.000	0.000	0.000	0.173	-	-	0.000	0.000	0.000	0.184	-	-			0.016		
1.700	0.000	0.000	0.000	0.004	-	-	-	0.000	0.000	0.000	0.012	-	-				0.000	0.000	0.000	0.263	-	-	0.000	0.000	0.000	0.269	-	-			0.017		
1.800	0.000	0.000	0.000	0.001	-	-	-	0.000	0.000	0.000	0.005	-	-				0.000	0.000	0.000	0.361	-	-	0.000	0.000	0.000	0.362	-	-			0.018		
1.900	0.000	0.000	0.000	0.001	-	-	-	0.000	0.000	0.000	0.002	-	-				0.000	0.000	0.000	0.460	-	-	0.000	0.000	0.000	0.460	-	-			0.019		
2.000	0.000	0.000	0.000	0.002	-	-	-	0.000	0.000	0.000	0.001	-	-				0.000	0.000	0.000	0.560	-	-	0.000	0.000	0.000	0.560	-	-			0.020		
2.200	0.000	0.000	0.000	0.001	-	-	-	0.000	0.000	0.000	0.001	-	-				0.000	0.000	0.000	0.760	-	-	0.000	0.000	0.000	0.760	-	-			0.022		
2.400						-	-	0.000	0.000	0.000	0.001	-	-				-	-	0.000	0.000	0.000	0.960	-	-	0.000	0.000	0.000	0.960	-	-			0.024
Totals:						0	0							0	0	0	0							0	0	0	0						
Number of Trades:						0								0											0.00								

NATIONAL BANK (CR)

(Contract Size: 100 Securities, Exercise Style: American, Physical Delivery)

Call Options														Put Options																					
November 2023							December 2023							Other Months		November 2023							December 2023							Other Months					
Exercise Price	Open price	Price max	Price min	Last price	Closing price	Volume	Open Interest	Open price	Price max	Price min	Last price	Closing price	Volume	Open Interest	Volume	Open Interest	Open price	Price max	Price min	Last price	Closing price	Volume	Open Interest	Open price	Price max	Price min	Last price	Closing price	Volume	Open Interest	Volume	Open Interest	Exercise Price		
2.600						-	-	0.000	0.000	0.000		2.91	-	-			-	-	0.000	0.000	0.000		0.001	-	-			0.000	0.000	0.000		0.001	-	-	0.026
2.800						-	-	0.000	0.000	0.000		2.71	-	-			-	-	0.000	0.000	0.000		0.001	-	-			0.000	0.000	0.000		0.001	-	-	0.028
3.000						-	-	0.000	0.000	0.000		2.51	-	-			-	-	0.000	0.000	0.000		0.001	-	-			0.000	0.000	0.000		0.001	-	-	0.030
3.200						-	-	0.000	0.000	0.000		2.31	-	-			-	-	0.000	0.000	0.000		0.001	-	-			0.000	0.000	0.000		0.001	-	-	0.032
3.400	0.000	0.000	0.000		2.10	-	-	0.000	0.000	0.000		2.11	-	-			0.000	0.000	0.000		0.001	-	-			0.000	0.000	0.000		0.001	-	-	0.034		
3.600	0.000	0.000	0.000		1.90	-	-	0.000	0.000	0.000		1.91	-	-			0.000	0.000	0.000		0.001	-	-			0.000	0.000	0.000		0.001	-	-	0.036		
3.800	0.000	0.000	0.000		1.70	-	-	0.000	0.000	0.000		1.71	-	-			0.000	0.000	0.000		0.001	-	-			0.000	0.000	0.000		0.001	-	-	0.038		
4.000	0.000	0.000	0.000		1.50	-	-	0.000	0.000	0.000		1.51	-	-			0.000	0.000	0.000		0.001	-	-			0.000	0.000	0.000		0.002	-	-	0.040		
4.400	0.000	0.000	0.000		1.10	-	-	0.000	0.000	0.000		1.12	-	-			0.000	0.000	0.000		0.001	-	-			0.000	0.000	0.000		0.011	-	-	0.044		
4.800	0.000	0.000	0.000		0.709	-	-	0.000	0.000	0.000		0.764	-	-			0.000	0.000	0.000		0.005	-	-			0.000	0.000	0.000		0.053	-	-	0.048		
5.200	0.000	0.000	0.000		0.356	-	4	0.000	0.000	0.000		0.467	-	-			0.000	0.000	0.000		0.052	-	-			0.175	0.175	0.170	0.175	0.175	820	0	0.052		
5.600	0.000	0.000	0.000		0.122	-	-	0.359	0.359	0.359	0.359	0.359	10	-			0.000	0.000	0.000		0.218	-	-			0.338	0.338	0.338	0.338	0.338	11	58	0.056		
6.000	0.000	0.000	0.000		0.026	-	-	0.000	0.000	0.000		0.121	-	-			0.000	0.000	0.000		0.523	-	-			0.000	0.000	0.000		0.609	-	-	0.060		
6.400	0.000	0.000	0.000		0.003	-	-	0.000	0.000	0.000		0.050	-	-			0.000	0.000	0.000		0.901	-	-			0.000	0.000	0.000		0.940	-	-	0.064		
6.800	0.000	0.000	0.000		0.001	-	-	0.000	0.000	0.000		0.020	-	-			0.000	0.000	0.000		1.30	-	-			0.000	0.000	0.000		1.31	-	-	0.068		
7.200	0.000	0.000	0.000		0.001	-	-	0.000	0.000	0.000		0.007	-	-			0.000	0.000	0.000		1.70	-	-			0.000	0.000	0.000		1.70	-	-	0.072		
7.600	0.000	0.000	0.000		0.001	-	-	0.000	0.000	0.000		0.002	-	-			0.000	0.000	0.000		2.10	-	-			0.000	0.000	0.000		2.10	-	-	0.076		
8.000	0.000	0.000	0.000		0.001	-	-	0.000	0.000	0.000		0.001	-	-			0.000	0.000	0.000		2.50	-	-			0.000	0.000	0.000		2.50	-	-	0.080		
8.400	0.000	0.000	0.000		0.001	-	-	0.000	0.000	0.000		0.001	-	-			0.000	0.000	0.000		2.90	-	-			0.000	0.000	0.000		2.90	-	-	0.084		
Totals:						0	4						10	0	0							0	0									831	623	0	0
Number of Trades:						0							1	0								0.00									16	0			

OPAP (CR)

(Contract Size: 100 Securities, Exercise Style: American, Physical Delivery)

Exercise Price	Call Options														Put Options																			
	November 2023						December 2023						Other Months		November 2023						December 2023						Other Months		Exercise Price					
	Open price	Price max	Price min	Last price	Closing price	Volume	Open Interest	Open price	Price max	Price min	Last price	Closing price	Volume	Open Interest	Volume	Open Interest	Open price	Price max	Price min	Last price	Closing price	Volume	Open Interest	Open price	Price max	Price min	Last price	Closing price		Volume	Open Interest	Volume	Open Interest	
9.200						-	-	0.000	0.000	0.000	6.27	-	-			-	-	0.000	0.000	0.000	0.001	-	-			0.000	0.000	0.000		0.001	-	-		
9.600						-	-	0.000	0.000	0.000	5.87	-	-			-	-	0.000	0.000	0.000	0.001	-	-			0.000	0.000	0.000	0.001	-	-			0.096
10.000	0.000	0.000	0.000		5.46	-	-	0.000	0.000	0.000	5.47	-	-			0.000	0.000	0.000	0.001	-	-			0.000	0.000	0.000	0.001	-	-			0.100		
11.000	0.000	0.000	0.000		4.46	-	-	0.000	0.000	0.000	4.48	-	-			0.000	0.000	0.000	0.001	-	-			0.000	0.000	0.000	0.001	-	-			0.110		
12.000	0.000	0.000	0.000		3.46	-	-	0.000	0.000	0.000	3.48	-	-			0.000	0.000	0.000	0.002	-	-			0.000	0.000	0.000	0.001	-	-			0.120		
13.000	0.000	0.000	0.000		2.46	-	-	0.000	0.000	0.000	2.49	-	-			0.000	0.000	0.000	0.001	-	-			0.000	0.000	0.000	0.007	-	-			0.130		
14.000	0.000	0.000	0.000		1.46	-	-	0.000	0.000	0.000	1.55	-	-			0.000	0.000	0.000	0.004	-	-			0.000	0.000	0.000	0.063	-	-			0.140		
15.000	0.000	0.000	0.000		0.569	-	-	0.000	0.000	0.000	0.777	-	-			0.000	0.000	0.000	0.108	-	10			0.000	0.000	0.000	0.293	-	-			0.150		
16.000	0.000	0.000	0.000		0.097	-	2	0.000	0.000	0.000	0.298	-	167			0.000	0.000	0.000	0.636	-	-			0.000	0.000	0.000	0.815	-	-			0.160		
17.000	0.000	0.000	0.000		0.005	-	-	0.000	0.000	0.000	0.083	-	-			0.000	0.000	0.000	1.55	-	-			0.000	0.000	0.000	1.61	-	-			0.170		
18.000	0.000	0.000	0.000		0.026	-	-	0.000	0.000	0.000	0.017	-	-			0.000	0.000	0.000	2.55	-	-			0.000	0.000	0.000	2.55	-	-			0.180		
19.000	0.000	0.000	0.000		0.003	-	-	0.000	0.000	0.000	0.002	-	-			0.000	0.000	0.000	3.55	-	-			0.000	0.000	0.000	3.55	-	-			0.190		
20.000	0.000	0.000	0.000		0.001	-	-	0.000	0.000	0.000	0.006	-	-			0.000	0.000	0.000	4.55	-	-			0.000	0.000	0.000	4.55	-	-			0.200		
22.000	0.000	0.000	0.000		0.001	-	-	0.000	0.000	0.000	0.001	-	-			0.000	0.000	0.000	6.55	-	-			0.000	0.000	0.000	6.55	-	-			0.220		
24.000	0.000	0.000	0.000		0.001	-	-	0.000	0.000	0.000	0.001	-	-			0.000	0.000	0.000	8.55	-	-			0.000	0.000	0.000	8.55	-	-			0.240		
Totals:						0	2					0	167	0	0					0	10						0	0	0	0				
Number of Trades:						0						0		0						0.00							0		0					

OTE (CR)

(Contract Size: 100 Securities, Exercise Style: American, Physical Delivery)

Exercise Price	Call Options													Put Options																				
	November 2023						December 2023						Other Months		November 2023						December 2023						Other Months		Exercise Price					
	Open price	Price max	Price min	Last price	Closing price	Volume	Open Interest	Open price	Price max	Price min	Last price	Closing price	Volume	Open Interest	Volume	Open Interest	Open price	Price max	Price min	Last price	Closing price	Volume	Open Interest	Open price	Price max	Price min	Last price	Closing price		Volume	Open Interest	Volume	Open Interest	
9.200	0.000	0.000	0.000	4.74	-	-	0.000	0.000	0.000	4.75	-	-				0.000	0.000	0.000	0.001	-	-				0.000	0.000	0.000	0.001		-	-			0.092
9.600	0.000	0.000	0.000	4.34	-	-	0.000	0.000	0.000	4.35	-	-				0.000	0.000	0.000	0.001	-	-				0.000	0.000	0.000	0.001	-	-			0.096	
10.000	0.000	0.000	0.000	3.94	-	-	0.000	0.000	0.000	3.95	-	-				0.000	0.000	0.000	0.001	-	-				0.000	0.000	0.000	0.001	-	-			0.100	
11.000	0.000	0.000	0.000	2.94	-	-	0.000	0.000	0.000	2.96	-	-				0.000	0.000	0.000	0.001	-	-				0.000	0.000	0.000	0.001	-	-			0.110	
12.000	0.000	0.000	0.000	1.94	-	-	0.000	0.000	0.000	1.97	-	-				0.000	0.000	0.000	0.001	-	-				0.000	0.000	0.000	0.016	-	-			0.120	
13.000	0.000	0.000	0.000	0.961	-	-	0.000	0.000	0.000	1.09	-	-				0.000	0.000	0.000	0.021	-	2				0.000	0.000	0.000	0.130	-	-			0.130	
14.000	0.000	0.000	0.000	0.242	-	5	0.000	0.000	0.000	0.458	-	-				0.000	0.000	0.000	0.302	-	-				0.000	0.000	0.000	0.498	-	-			0.140	
15.000	0.000	0.000	0.000	0.020	-	-	0.000	0.000	0.000	0.137	-	5				0.000	0.000	0.000	1.08	-	5				0.000	0.000	0.000	1.18	-	-			0.150	
16.000	0.000	0.000	0.000	0.001	-	-	0.000	0.000	0.000	0.030	-	-				0.000	0.000	0.000	2.07	-	-				0.000	0.000	0.000	2.08	-	-			0.160	
17.000	0.000	0.000	0.000	0.001	-	-	0.000	0.000	0.000	0.004	-	-				0.000	0.000	0.000	3.07	-	-				0.000	0.000	0.000	3.07	-	-			0.170	
18.000	0.000	0.000	0.000	0.001	-	-	0.000	0.000	0.000	0.001	-	-				0.000	0.000	0.000	4.07	-	-				0.000	0.000	0.000	4.07	-	-			0.180	
19.000	0.000	0.000	0.000	0.001	-	-	0.000	0.000	0.000	0.001	-	-				0.000	0.000	0.000	5.07	-	-				0.000	0.000	0.000	5.07	-	-			0.190	
20.000					-	-	0.000	0.000	0.000	0.001	-	-									-	-				0.000	0.000	0.000	6.07	-	-			0.200
22.000					-	-	0.000	0.000	0.000	0.001	-	-									-	-				0.000	0.000	0.000	8.07	-	-			0.220
Totals:					0	5					0	5	0	0						0	7							0	0	0	0			
Number of Trades:					0						0		0								0.00							0		0				

PIRAEUS FINANCIAL HOLD (CR)

(Contract Size: 100 Securities, Exercise Style: American, Physical Delivery)

Call Options														Put Options																					
November 2023							December 2023							Other Months		November 2023							December 2023							Other Months					
Exercise Price	Open price	Price max	Price min	Last price	Closing price	Volume	Open Interest	Open price	Price max	Price min	Last price	Closing price	Volume	Open Interest	Volume	Open Interest	Open price	Price max	Price min	Last price	Closing price	Volume	Open Interest	Open price	Price max	Price min	Last price	Closing price	Volume	Open Interest	Volume	Open Interest	Exercise Price		
0.950						-	-	0.000	0.000	0.000		1.96	-	-			-	-	0.000	0.000	0.000		0.001	-	-								0.010		
1.000						-	-	0.000	0.000	0.000		1.91	-	-			-	-	0.000	0.000	0.000		0.001	-	-								0.010		
1.100						-	-	0.000	0.000	0.000		1.81	-	-			-	-	0.000	0.000	0.000		0.001	-	-								0.011		
1.200						-	-	0.000	0.000	0.000		1.71	-	-			-	-	0.000	0.000	0.000		0.001	-	-								0.012		
1.300						-	-	0.000	0.000	0.000		1.61	-	-			-	-	0.000	0.000	0.000		0.001	-	-								0.013		
1.400						-	-	0.000	0.000	0.000		1.51	-	-			-	-	0.000	0.000	0.000		0.001	-	-								0.014		
1.500						-	-	0.000	0.000	0.000		1.41	-	-			-	-	0.000	0.000	0.000		0.001	-	-								0.015		
1.600						-	-	0.000	0.000	0.000		1.31	-	-			-	-	0.000	0.000	0.000		0.001	-	-								0.016		
1.700						-	-	0.000	0.000	0.000		1.21	-	-			-	-	0.000	0.000	0.000		0.001	-	-								0.017		
1.800	0.000	0.000	0.000		1.11	-	-	0.000	0.000	0.000		1.11	-	-			0.000	0.000	0.000		0.001	-	-	0.000	0.000	0.000		0.001	-	-				0.018	
1.900	0.000	0.000	0.000		1.01	-	-	0.000	0.000	0.000		1.01	-	-			0.000	0.000	0.000		0.001	-	-	0.000	0.000	0.000		0.001	-	-				0.019	
2.000	0.000	0.000	0.000		0.912	-	-	0.000	0.000	0.000		0.915	-	-			0.000	0.000	0.000		0.002	-	-	0.000	0.000	0.000		0.001	-	-				0.020	
2.200	0.000	0.000	0.000		0.712	-	-	0.000	0.000	0.000		0.717	-	-			0.000	0.000	0.000		0.001	-	-	0.000	0.000	0.000		0.002	-	-				0.022	
2.400	0.000	0.000	0.000		0.513	-	-	0.000	0.000	0.000		0.526	-	-			0.000	0.000	0.000		0.001	-	-	0.000	0.000	0.000		0.011	-	-				0.024	
2.600	0.000	0.000	0.000		0.321	-	-	0.000	0.000	0.000		0.354	-	4			0.000	0.000	0.000		0.009	-	-	0.000	0.000	0.000		0.038	-	-				0.026	
2.800	0.000	0.000	0.000		0.162	-	-	0.000	0.000	0.000		0.215	-	-			0.000	0.000	0.000		0.050	-	-	0.000	0.000	0.000		0.099	-	-				0.028	
3.000	0.000	0.000	0.000		0.061	-	-	0.000	0.000	0.000		0.118	-	-			0.000	0.000	0.000		0.149	-	-	0.000	0.000	0.000		0.201	-	-				0.030	
3.200	0.000	0.000	0.000		0.016	-	-	0.000	0.000	0.000		0.058	-	-			0.000	0.000	0.000		0.305	-	-	0.000	0.000	0.000		0.342	-	-				0.032	
3.400	0.000	0.000	0.000		0.003	-	-	0.000	0.000	0.000		0.025	-	-			0.000	0.000	0.000		0.492	-	-	0.000	0.000	0.000		0.510	-	-				0.034	
3.600	0.000	0.000	0.000		0.001	-	-	0.000	0.000	0.000		0.010	-	-			0.000	0.000	0.000		0.690	-	-	0.000	0.000	0.000		0.696	-	-				0.036	
3.800	0.000	0.000	0.000		0.001	-	-	0.000	0.000	0.000		0.004	-	-			0.000	0.000	0.000		0.890	-	-	0.000	0.000	0.000		0.891	-	-				0.038	
4.000	0.000	0.000	0.000		0.001	-	-	0.000	0.000	0.000		0.001	-	-			0.000	0.000	0.000		1.09	-	-	0.000	0.000	0.000		1.09	-	-				0.040	
4.400	0.000	0.000	0.000		0.001	-	-	0.000	0.000	0.000		0.001	-	-			0.000	0.000	0.000		1.49	-	-	0.000	0.000	0.000		1.49	-	-				0.044	
4.800	0.000	0.000	0.000		0.001	-	-	0.000	0.000	0.000		0.001	-	-			0.000	0.000	0.000		1.89	-	-	0.000	0.000	0.000		1.89	-	-				0.048	
5.200						-	-	0.000	0.000	0.000		0.001	-	-			-	-	0.000	0.000	0.000		2.29	-	-								0.052		
Totals:						0	0						0	4	0	0							0	0											
Number of Trades:						0							0		0									0.00											

Lending Products	Underlying Title	Open Interest[5]	Multilateral Transactions[1]				Bilateral Transactions[2]		Stock Borrowing through OTC (volume)[3]
			Volume(Offered)	Average Weighted	Transactions volume	Average Weighted	Transactions Volume	Average Weighted	Transactions Volume
ADMIEBOR	ADMIE (IPTO) HOLDING S.A. (CR)	1,000	---	---	---	---	---	188,669	
AEGNBOR	AEGEAN AIRLINES (CR)	600	---	---	---	---	---	169,333	
ALPHABOR	ALPHA SERVICES HOLD (CR)	123,070	---	---	---	---	---	57,279,561	
OTOELBOR	AUTOHELLAS SA (CR)	1,500	---	---	---	---	---	123,865	
AVAXBOR	AVAX S.A. (CR)	---	---	---	---	---	---	---	
EEEBOR	CC HBC AG (CR)	10,105	---	---	---	---	---	47,768	
CENERBOR	CENERGY HOLDINGS (CB)	790	---	---	---	---	---	105,469	
ELLAKTORBOR	ELLAKTOR (CR)	7,681	---	---	---	---	---	49,894	
ELHABOR	ELVALHALCOR (CR)	1,278	---	---	---	---	---	66,887	
EUROBBOR	EUROBANK HOLDINGS (CR)	15,000	---	---	---	---	---	34,120,608	
EYDAPBOR	EYDAP S.A. (CR)	845	---	---	---	---	---	231,962	
FFGRPBOR	FOLLI FOLLIE (CR)	---	---	---	---	---	---	886,279	
FOYRKBOR	FOURLIS (CR)	230	---	---	---	---	---	11,123	
GEKTERNABOR	GEK TERNA (CR)	---	---	---	---	---	---	3,698	
SARBOR	GR. SARANTIS S.A. (CR)	1,949	---	---	---	---	---	28,100	
EXAEBOR	HELLENIC EXCHANGES-A.S.E. (CR)	4,200	---	---	---	---	---	167,047	
ELPEBOR	HELLENIQ ENERGY (CR)	200	---	---	---	---	---	259,336	
INTRKBOR	INTRACOM HOLDINGS (CR)	---	---	---	---	---	---	---	
INKATBOR	INTRAKAT (CR)	---	---	---	---	---	---	---	
BELABOR	JUMBO SA (CR)	2,575	---	---	---	---	---	196,303	
LAMDABOR	LAMDA DEVELOPMENT SA (CR)	400	---	---	---	1,000	0.01%	555,037	
MIGBOR	MIG (CR)	1,921	---	---	---	---	---	40,179	
MOHBOR	MOTOR OIL (CR)	24,301	---	---	---	---	---	455,515	
MYTILBOR	MYTILINEOS (CR)	2,761	---	---	---	---	---	124,528	
ETEBOR	NATIONAL BANK (CR)	---	---	---	---	---	---	10,333,087	
OPAPBOR	OPAP (CR)	4,400	---	---	---	---	---	1,553,608	
OPTIMABOR	OPTIMA BANK (CR)	---	---	---	---	---	---	---	
HTOBOR	OTE (CR)	1,750	---	---	---	---	---	1,681,516	
PPABOR	P.P.A. S.A. (CR)	500	---	---	---	---	---	67,791	
TPEIRBOR	PIRAEUS FINANCIAL HOLD (CR)	5,000	---	---	---	---	---	1,371,061	
PPCBOR	PPC (CR)	2,000	---	---	---	---	---	1,278,881	

Stock Lending Notes

[1] - Multilateral contracts Lending or Borrowing as per Methods 8-1, 8-2 and 8-3-3 (According to ATHEX BoD Resolution No.17)

[2] - Bilateral Contracts Lending or Borrowing as per Methods 8-3-1 and 8-3-2 (According to ATHEX BoD Resolution No.20)

[3] - The information concerning OTC Stock Borrowing Transactions is based on the statements of the Dematerialised Securities System (DSS) operators involved and refers to volumes that have been registered up until the previous working day.

[4] - Average Price (Volume weighted)

[5] - The Data concerning Open Interest before the start of trading session

Lending Products	Underlying Title	Open Interest[5]	Multilateral Transactions[1]				Bilateral Transactions[2]		Stock Borrowing through OTC (volume)[3]
			Volume(Offered)	Average Weighted	Transactions volume	Average Weighted	Transactions Volume	Average Weighted	Transactions Volume
QUALBOR	QUALITY & RELIABILITY SA (CR)	---	---	---	---	---	---	---	
QUESTBOR	QUEST HOLDINGS (CR)	359	---	---	---	---	---	51,564	
TENERGYBOR	TERNA ENERGY (CR)	450	---	---	---	---	---	291,600	
TITCBOR	TITAN CEMENT (CB)	2,368	---	---	---	---	---	231,484	
VIORBOR	VIOHALCO SA/NV (CB)	1,462	---	---	---	---	---	---	

Stock Lending Notes

[1] - Multilateral contracts Lending or Borrowing as per Methods 8-1, 8-2 and 8-3-3 (According to ATHEX BoD Resolution No.17)

[2] - Bilateral Contracts Lending or Borrowing as per Methods 8-3-1 and 8-3-2 (According to ATHEX BoD Resolution No.20)

[3] - The information concerning OTC Stock Borrowing Transactions is based on the statements of the Dematerialised Securities System (DSS) operators involved and refers to volumes that have been registered up until the previous working day.

[4] - Average Price (Volume weighted)

[5] - The Data concerning Open Interest before the start of trading session

Sectors codification for listed companies

12003-	ETF	10101010	Computer Services
10101015	Software	10102030	Computer Hardware
15101010	Telecommunications Equipment	15102015	Telecommunications Services
20101010	Health Care Facilities	20101025	Health Care Services
20102010	Medical Equipment	20103015	Pharmaceuticals
30101010	Banks	30202000	Diversified Financial Services
30202010	Asset Managers & Custodians	30202015	Investment Services
30204000	Closed End Investments	30302010	Full Line Insurance
30302015	Insurance Brokers	30302025	Property and Casualty Insurance
35101010	Real Estate Holding and Development	35101015	Real Estate Services
35102000	Diversified REITs	35102030	Office REITs
40201040	Rental & Leasing Services: Consumer	40202010	Home Construction
40202015	Household Furnishings	40202020	Household Appliance
40203040	Electronic Entertainment	40204020	Clothing & Accessories
40301010	Entertainment	40301030	Publishing
40301035	Radio & TV Broadcasters	40401010	Diversified Retailers
40401020	Apparel Retailers	40401025	Home Improvement Retailers
40401030	Specialty Retailers	40501010	Airlines
40501015	Travel & Tourism	40501020	Casinos & Gambling
40501025	Hotels & Motels	45101015	Distillers & Vintners
45101020	Soft Drinks	45102010	Farming Fishing Ranching & Plantations
45102020	Food Products	45103010	Tobacco
45201010	Food Retailers & Wholesalers	45201020	Personal Products
50101010	Construction	50101020	Building Roof/Wallboard and Plumbing
50101030	Cement	50101035	Building Materials: Other
50202010	Electrical Components	50203000	Diversified Industrials
50203015	Plastics	50203030	Containers & Packaging
50204000	Machinery: Industrial	50204020	Machinery: Construction & Handling
50205010	Industrial Suppliers	50205020	Back Office Support HR & Consulting
50205030	Forms & Bulk Printing Services	50206015	Commercial Vehicles & Parts
50206030	Marine Transportation	50206060	Transportation Services
55101000	Diversified Materials	55101020	Textile Products
55102000	General Mining	55102010	Iron & Steel
55102015	Metal Fabricating	55102035	Aluminum
60101020	Oil Refining and Marketing	65101010	Alternative Electricity
65101015	Conventional Electricity	65102030	Water



ATHEX
Athens Stock Exchange

Λεωφ. Αθηνών 110 104 42 Αθήνα
110, Athinon Ave. GR 104 42 Athens
tel. (+30)210-33.66.800, fax (+30)210-33.66.101
www.athexgroup.gr