


23

Ημερήσιο Δελτίο  
Συναλλακτικής Δραστηριότητας

Daily Official List  
of Trading Activity

Thursday, 2 November, 2023  
Year: 144 Trading Day No: 210



**ATHEXGROUP**  
Athens Exchange Group

**Disclaimer:**

Hellenic Exchanges-Athens Stock Exchange S.A endeavours to ensure that the data and other material ("Information") presented on the Daily Official List are accurate and complete, but it is not liable for any errors or omissions of data or /and for the accuracy, credibility, updating and completeness of the aforesaid information nor it has any liability arising directly or indirectly from the use of the above Information.

The Company is not liable for the accuracy of the data included in listed companies' announcements. Only the sender of such an announcement is fully and solely liable for any infringement of third party's rights from the content of such announcement. All contents of the Daily Official List are provided only for information purposes and do not constitute investment advice or solicitation to invest in securities or other products listed for trading on the Exchange.

You acknowledge and agree that the Company is the owner of any property rights related to any Information appearing on the Daily Official List including intellectual property rights copyright, trademarks, etc.

The above data are a property of the Hellenic Exchanges-Athens Exchange and are copyright protected. Users are forbidden to reproduce, modify, copy, sale, transmit or redistribute, by all reproduction means and methods, part or the whole of the above data, without reference to their source.

The commercial exploitation of these data is, also, forbidden by third parties. Hellenic Exchanges-Athens Exchange does not carry any responsibility, direct or indirect, derived from usage or accidental alteration of the above data when used by third parties.

---

**Hellenic Exchanges – Athens Stock Exchange S.A.**

110 Athinon Ave.,10442 Athens, Tel: (210) 33.66.800, Fax: (210) 32.13.938

[www.athexgroup.gr](http://www.athexgroup.gr)

---

**Thessalonica Stock Exchange Center (T.S.E.C)**

16-18 Katouni Str., Thessalonica 546 25 Tel: (2310) 567.667, Fax: (2310) 530.545

**Athex Members Guarantee Fund**

14-16 Fidiou Str., Athens 106 78, Tel: (210) 33.04.682, Fax: (210) 33.04.155

**Hellenic Republic Capital Market Commission**

1 Kolokotroni Str. & 1 Stadiou Str., Athens 10562 Tel: (210) 33.77.100 Fax: (210) 33.77.173

---

**Table of Contents**

---

**Section 1: Statistical Figures of Securities, Derivatives and Lending**

Summary of Markets

Athex Indices

Analytic Figures for Athex Market's Boards and Categories

Trading Details by Athex Sectors and Financial Instruments (ETFs)

Top 10 best &amp; worst performing Shares

Derivatives Summary

**Section 2: Analytic Figures of Shares Transactions**

Analytic Figures of Shares Transactions

Shares' Notes

**Section 3: Figures of Securities Transactions**

Securities Blocks Details

Shares Rights Details

Stock Borrowing

Forced Sales Details

Forced Sales Registered Shares

Exchange Traded Funds (ETFs) Characteristics

**Section 5: Bonds traded in Fixed Income Assets Market**

Convertible Corporate Bonds - Regulated Market

Non Convertible Corporate Bonds - Regulated Market

Government Bonds

Treasury Bills &amp; Zero Coupon Government Bonds

Government Bonds Traded with the Open Outcry Method

State Banks Bonds

**Section 6: Additional Infos**

Athex &amp; ATHEXClear Members List

List of Stocks under Market Making operations

**Section 7: Derivatives Market Analytic Figures**

Index Futures

Stock Futures

Index Options

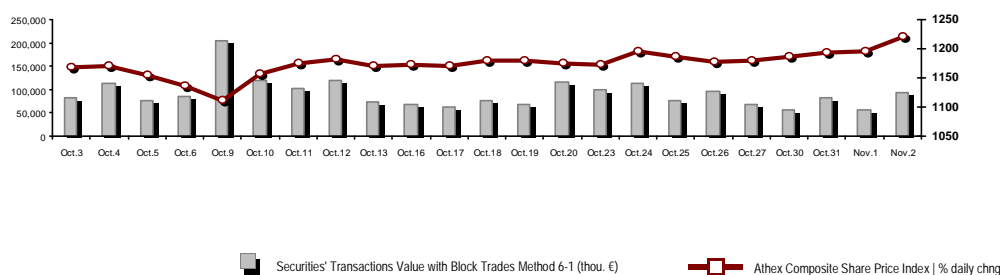
Stock Options

Stock Lending Analytic Figures

**Appendix A: Sectors codification for listed companies**

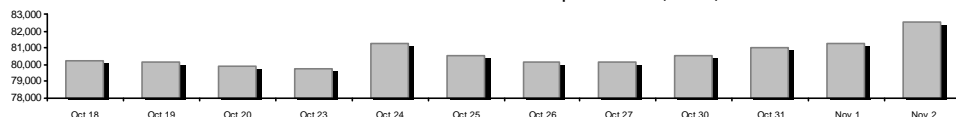
## Summary of Markets

Athex Composite Share Price Index vs Shares and Derivatives Transactions Value



Athex Capitalisation (mill. €)**:	82,489.80		Derivatives Total Open Interest	461,626
Daily change: mill. €   %	1,272.12	1.57%	in Index Futures   % daily chng	5,207 -0.40%
Yearly Avg Capitalisation: mill. €   % chng prev year Avg	79,431.19	25.96%	in Stock Futures   % daily chng	454,578 1.00%
Athex Composite Share Price Index   % daily chng	1,219.99	1.96%	in Index Options   % daily chng	1,116 2.10%
Athex Composite Share Price Index Capitalisation (mill. €)	74,896.56		in Stock Options   % daily chng	725 0.28%
Daily change (mill. €)	1,222.18			
Securities' Transactions Value with Block Trades Method 6-1 (t)	94,265.63		Derivatives Contracts Volume:	40,243
Daily change: %	36,346.18	62.75%	Daily change: pieces   %	29,717 282.32%
YtD Avg Trans. Value: thou. €   % chng prev year Avg	103,607.11	43.40%	YtD Avg Derivatives Contracts % chng prev year Avg	44,727 30.21%
Blocks Transactions Value of Method 6-1 (thou. €)	2,993.09		Derivatives Trades Number:	2,732
Blocks Transactions Value of Method 6-2 & 6-3 (thou. €)	0.00		Daily change: number   %	1,598 140.92%
Bonds Transactions Value (thou.€)	705.09		YtD Avg Trades number % chng prev year Avg	2,357 14.72%
Securities' Transactions Volume with Block Trades Method 6-1 (tho)	20,997.80		Lending Total Open Interest	213,714
Daily change: thou. pieces   %	7,605.62	56.79%	Daily change: pieces   %	655 0.31%
YtD Avg Volume: % chng prev year Avg	33,120.39	16.83%	Lending Volume (Multilateral/Bilateral)	3,000
Blocks Transactions Volume of Method 6-1 (thou. Pieces)	178.50		Daily change: pieces   %	2,345
Blocks Transactions Volume of Method 6-2 & 6-3 (thou. Pieces)	0.00		Multilateral Lending	3,000
Bonds Transactions Volume	744,000		Bilateral Lending	0
Securities' Trades Number with Block Trades Method 6-1	40,296		Lending Trades Number:	2
Daily change: number   %	13,862	52.44%	Daily change: %	-9
YtD Avg Trades number % chng prev year Avg	36,148	22.88%	Multilateral Lending Trades Number	2
Number of Blocks Method 6-1	5		Bilateral Lending Trades Number	0
Number of Blocks Method 6-2 & 6-3	0			
Number of Bonds Transactions	116			

Athex Capitalisation (mill. €)\*\*



Daily Fluctuation of Athex Composite Share Price Index



Athex Composite Share Price Index at 01/11/2023

Daily Fluctuation of Athex Composite Share Price Index at 02/11/2023

## Athex Indices

Index name	02/11/2023	01/11/2023	pts.	%	Min	Max	Year min	Year max	Year change
Athex Composite Share Price Index	1,219.99 #	1,196.48	23.51	1.96%	1,196.48	1,219.99	929.79	1,351.68	31.21% #
Athex ESG Index	1,399.94 #	1,374.13	25.81	1.88%	1,374.13	1,399.94	1,057.52	1,541.00	32.36% #
FTSE/Athex Large Cap	2,981.76 #	2,927.62	54.14	1.85%	2,927.62	2,981.76	2,250.77	3,280.71	32.43% #
FTSE/Athex Mid Cap Index	2,000.62 #	1,968.98	31.64	1.61%	1,968.98	2,001.53	1,411.43	2,224.46	41.74% #
FTSE/ATHEX High Dividend Yield Index	3,644.25 #	3,593.87	50.38	1.40%	3,580.06	3,644.25	3,028.28	4,088.01	20.34% #
FTSE/ATHEX Global Traders Index Plus	3,723.69 #	3,638.13	85.56	2.35%	3,638.13	3,723.69	2,616.09	4,115.43	42.34% #
FTSE/ATHEX Mid & Small Cap Factor-Weighted Ind	5,204.92 #	5,150.78	54.14	1.05%	5,150.78	5,207.22	4,353.12	5,946.34	18.41% #
ATHEX Select Index Plus	4,220.94 #	4,121.47	99.47	2.41%	4,121.47	4,220.94	3,071.06	4,762.60	37.44% #
ATHEX Select Index	6,116.01 #	6,041.60	74.41	1.23%	6,041.60	6,131.48	4,343.88	7,125.71	40.80% #
FTSE/Athex Market Index	708.98 #	696.93	12.05	1.73%	696.93	708.98	539.21	780.89	31.45% #
Athex Composite Index Total Return Index	2,213.68 #	2,163.77	49.91	2.31%	2,163.77	2,213.68	1,641.17	2,440.14	34.88% #
FTSE/Athex Large Cap Total Return	4,909.75 #	4,820.60	89.15	1.85%			3,623.42	5,338.50	36.34% #
FTSE/Athex Mid Cap Total Return	2,692.54 #	2,649.96	42.58	1.61%			1,881.61	2,956.50	44.94% #
Hellenic Mid & Small Cap Index	1,795.02 #	1,752.84	42.18	2.41%	1,752.84	1,795.02	1,365.14	2,011.62	31.49% #
FTSE/Athex Banks	979.20 #	954.16	25.04	2.62%	954.16	980.45	640.09	1,117.78	52.87% #
FTSE/Athex Financial Services	1,221.77 #	1,190.89	30.88	2.59%	1,190.89	1,227.95	672.72	1,514.55	78.25% #
FTSE/Athex Industrial Goods & Services	8,148.19 #	7,978.48	169.71	2.13%	7,978.48	8,177.91	4,603.86	8,651.06	75.67% #
FTSE/Athex Retail	1,177.22 #	1,144.74	32.48	2.84%	1,144.74	1,179.12	901.21	1,375.58	30.63% #
FTSE/ATHEX Real Estate	4,214.03 #	4,057.68	156.35	3.85%	4,055.16	4,214.03	3,750.22	4,816.41	3.46% #
FTSE/Athex Consumer Goods & Services	14,234.53 #	13,824.61	409.92	2.97%	13,824.61	14,234.53	8,974.47	16,184.74	55.44% #
FTSE/Athex Food & Beverage	9,143.40 #	9,218.08	-74.68	-0.81%	9,143.40	9,337.88	8,101.49	11,188.59	8.00% #
FTSE/Athex Basic Resources	7,711.00 #	7,529.78	181.22	2.41%	7,529.78	7,711.36	6,463.31	10,590.89	18.82% #
FTSE/Athex Construction & Materials	4,464.72 #	4,369.44	95.28	2.18%	4,369.44	4,464.72	3,204.90	4,808.27	39.31% #
FTSE/Athex Energy	5,283.71 #	5,085.72	197.99	3.89%	5,085.72	5,283.71	4,689.99	5,856.79	5.05% #
FTSE/Athex Travel & Leisure	2,808.00 #	2,880.55	-72.55	-2.52%	2,741.99	2,886.06	2,196.17	3,051.18	26.64% #
FTSE/Athex Technology	2,815.17 #	2,812.43	2.74	0.10%	2,804.25	2,836.22	2,047.81	3,153.87	37.04% #
FTSE/Athex Telecommunications	3,830.10 #	3,710.47	119.63	3.22%	3,710.47	3,868.95	3,511.53	4,415.99	-5.93% #
FTSE/Athex Utilities	5,286.67 #	5,164.62	122.05	2.36%	5,164.62	5,286.67	4,598.77	6,190.27	14.96% #
FTSE/Athex Health Care	445.85 #	438.99	6.86	1.56%	433.25	449.94	380.60	504.88	6.44% #
FTSE/Athex Personal Products	7,893.69 #	7,835.48	58.21	0.74%	7,771.94	7,893.69	6,441.87	8,386.11	19.49% #
Athex All Share Index	285.77 #	281.34	4.43	1.57%	285.77	285.77	231.11	314.56	24.12% #
MSCI GREECE REBASED	4,792.50 #	4,695.58	96.92	2.06%	4,694.88	4,792.50	4,125.04	5,209.29	--- -
Hellenic Corporate Bond Index	125.81 #	125.66	0.15	0.12%			118.78	125.81	5.73% #
Hellenic Corporate Bond Price Index	88.45 #	88.35	0.10	0.11%			85.96	88.73	2.58% #

Note 1: FTSE/Med 100, Hellenic Corporate Bond Price Index and Hellenic Corporate Bond Index closing prices refer to the previous trading day of 31/10/2023.

Note 2: The Hellenic Mid & Small Cap Index is a Customized index calculated by the Athens Exchange.

## Analytic Figures for Athex Market's Boards and Categories

	Total Traded Securities	Main Market	Surveillance	Exchange Traded Funds (ETFs)
Totals	125	115	9	1
Gain / Lose / Same:	87 / 15 / 23	85 / 15 / 15	1 / 0 / 8	1 / 0 / 0
Athex Capitalisation (mill. €) **	82,489.80	81,893.12	596.68	
Daily Average Trans/ons Value(thou.€)	103,607.11	103,314.46	268.36	66.23
Transactions Value	94,265.63	93,599.93	319.53	346.18
Main Board:	91,272.54	90,606.84	319.53	346.18
Blocks Board 6_2_3:	2,993.09	2,993.09	0.00	0.00
Forced Sales Board:	0.00	0.00	0.00	0.00
Special Terms Board:	0.00	0.00	0.00	0.00
Daily Average Transactions Volume	33,120,386	32,038,468	1,084,905	2,308
Transactions Volume	20,997,800	20,232,685	753,428	11,687
Main Board:	20,819,300	20,054,185	753,428	11,687
Blocks Board 6_2_3:	178,500	178,500	0	0
Forced Sales Board:	0	0	0	0
Special Terms Board:	0	0	0	0
Daily Average Number of Trades	36,148	35,930	216	4
Number of Trades	40,296	40,070	199	27
Main Board:	40,291	40,065	199	27
Blocks Board 6_2_3:	5	5	0	0
Forced Sales Board:	0	0	0	0
Special Terms Board:	0	0	0	0

## Trading Details by Athex Sectors and Financial Instruments (ETFs)

Code	Sectors	Gain / Lose / Same	Number of Trades	Transactions Volume	Transactions Value	% of Total Trans. Value
3010	- Banks	7 / 0 / 0	11,539	13,796,252	29,242,399.65	31.02%
5510	- Basic Resources	10 / 1 / 4	1,299	414,945	1,529,482.09	1.62%
5010	- Construction & Materials	9 / 2 / 4	3,237	1,159,329	3,701,031.40	3.93%
4020	- Consumer Products & Services	4 / 1 / 1	372	73,929	293,247.03	0.31%
6010	- Energy	3 / 1 / 0	1,562	171,506	2,435,280.12	2.58%
12000	- Financial Instruments	1 / 0 / 0	27	11,687	346,175.76	0.37%
3020	- Financial Services	3 / 1 / 1	483	97,601	482,921.39	0.51%
4510	- Food Beverage & Tobacco	3 / 4 / 0	343	39,826	719,820.41	0.76%
2010	- Health Care	3 / 0 / 0	207	144,217	121,210.97	0.13%
5020	- Industrial Goods & Services	11 / 2 / 3	3,164	561,068	7,594,336.39	8.06%
3030	- Insurance	1 / 0 / 0	21	4,498	17,509.14	0.02%
4030	- Media	1 / 0 / 0	39	19,630	10,186.02	0.01%
4520	- Personal Care, Drug & Grocery Stores	2 / 0 / 1	185	167,973	1,296,933.82	1.38%
3510	- Real Estate	5 / 0 / 4	1,186	276,548	1,129,456.61	1.20%
4040	- Retail	7 / 0 / 0	4,711	858,087	17,678,654.25	18.75%
1010	- Technology	7 / 2 / 1	1,262	439,479	1,254,187.93	1.33%
1510	- Telecommunications	2 / 0 / 0	2,446	461,565	6,287,922.22	6.67%
4050	- Travel & Leisure	3 / 1 / 4	5,502	1,672,387	15,241,351.98	16.17%
6510	- Utilities	5 / 0 / 0	2,711	627,273	4,883,522.48	5.18%

## Top 10 best &amp; worst performing Shares

## Main Market

With positive Price change			With negative Price change		
	Closing price	change		Closing price	change
QUALITY & RELIABILITY SA (CR)	0.544	6.25% #	OPAP (CR)	15.51	-3.55% €
INTERWOOD-XYLEMPORIA (CR)	0.33	6.11% #	ENTERSOFT (CR)	5.9	-2.32% €
AEGEAN AIRLINES (CR)	10.88	5.84% #	IDEAL HOLDINGS (CR)	5.83	-1.19% €
INTRAKAT (CR)	3.31	5.08% #	CC HBC AG (CR)	24.34	-0.82% €
LAMDA DEVELOPMENT SA (CR)	6.39	5.01% #	KRI-KRI S.A. (CR)	8.2	-0.73% €
KLOUKINAS - LAPPAS SA (CR)	1.07	4.90% #	DOMIKI KRITIS SA (CR)	3.49	-0.29% €
IKTINOS HELLAS SA (CR)	0.453	4.62% #			
PIRAEUS FINANCIAL HOLD (CR)	2.92	4.59% #			
MOTOR OIL (CR)	23.42	4.55% #			
MIG (CR)	3.82	4.37% #			
With the highest Transactions Value			With the highest Transactions Volume		
	Value (thou. €)	change		Volume	change
JUMBO SA (CR)	17,014.60	3.16% #	ALPHA SERVICES HOLD (CR)	5,327,530	3.79% #
OPAP (CR)	13,346.69	-3.55% €	EUROBANK HOLDINGS (CR)	4,674,194	0.33% #
ALPHA SERVICES HOLD (CR)	7,701.13	3.79% #	PIRAEUS FINANCIAL HOLD (CR)	2,576,681	4.59% #
PIRAEUS FINANCIAL HOLD (CR)	7,478.49	4.59% #	NATIONAL BANK (CR)	1,095,103	3.13% #
EUROBANK HOLDINGS (CR)	7,116.53	0.33% #	OPAP (CR)	867,092	-3.55% €
OTE (CR)	6,282.10	3.24% #	JUMBO SA (CR)	680,658	3.16% #
NATIONAL BANK (CR)	6,029.78	3.13% #	OTE (CR)	460,637	3.24% #
MYTILINEOS (CR)	5,819.08	2.14% #	INTRAKAT (CR)	376,805	5.08% #
PPC (CR)	2,702.83	2.08% #	INTRACOM HOLDINGS (CR)	278,399	1.90% #
MOTOR OIL (CR)	1,769.78	4.55% #	PPC (CR)	277,440	2.08% #

Note: Stocks that are not included in the "Under Supervision" category, and the transactions value is more than 10,000 €.

## Derivatives Summary

	Number of Trades	Volume	Open Interest
<b>Index Futures</b>	<b>220</b>	<b>1,011</b>	<b>5,207</b>
FTSE/Athex Banks	7	38	1,800
FTSE/Athex Large Cap	213	973	3,304
MSCI GREECE REBASED	0	0	103
<b>Stock Futures</b>	<b>2,484</b>	<b>38,830</b>	<b>454,578</b>
ADMIE (IPTO) HOLDING S.A. (CR)	34	253	22,446
AEGEAN AIRLINES (CR)	65	225	4,897
ALPHA SERVICES HOLD (CR)	305	14,630	197,802
AUTOHELLAS SA (CR)	1	5	73
AVAX S.A. (CR)	21	27	1,524
CC HBC AG (CR)	21	59	439
CENERGY HOLDINGS (CB)	36	207	5,198
ELLAKTOR (CR)	23	89	918
ELVALHALCOR (CR)	12	25	1,194
EUROBANK HOLDINGS (CR)	130	3,421	31,425
EYDAP S.A. (CR)	4	9	2,405
FOURLIS (CR)	45	124	704
GEK TERNA (CR)	12	72	6,028
HELLENIC EXCHANGES-A.S.E. (CR)	54	324	8,663
HELLENIQ ENERGY (CR)	30	102	1,523
INTRACOM HOLDINGS (CR)	67	343	4,655
INTRAKAT (CR)	158	1,829	5,726
JUMBO SA (CR)	52	154	671
LAMDA DEVELOPMENT SA (CR)	35	92	5,857
MIG (CR)	0	0	52
MOTOR OIL (CR)	8	30	1,132
MYTILINEOS (CR)	82	197	3,100
NATIONAL BANK (CR)	184	1,746	21,167
OPAP (CR)	80	293	1,893
OTE (CR)	110	1,201	5,721
P.P.A. S.A. (CR)	0	0	207
PIRAEUS FINANCIAL HOLD (CR)	561	11,466	77,273
PPC (CR)	175	1,437	20,733
QUEST HOLDINGS (CR)	4	6	109
TERNA ENERGY (CR)	91	200	15,077
TITAN CEMENT (CB)	2	2	992
VIOHALCO SA/NV (CB)	82	262	4,974
<b>Index Options</b>	<b>24</b>	<b>250</b>	<b>1,116</b>
FTSE/Athex Large Cap	24	250	1,116
<b>Stock Options</b>	<b>4</b>	<b>152</b>	<b>725</b>
ALPHA SERVICES HOLD (CR)	0	0	0
NATIONAL BANK (CR)	0	0	627
OPAP (CR)	4	152	12
OTE (CR)	0	0	17
PIRAEUS FINANCIAL HOLD (CR)	0	0	4
PPC (CR)	0	0	65
<b>Total Derivatives Traded</b>	<b>2,732</b>	<b>40,243</b>	<b>461,626</b>











Number of Outstanding Securities	Nominal Value	Dividends [1]			Date of Last Coupon		Note	Shares	Closing price	% change	Previous closing price/date	Open price	Price min	Price max	Last price	Avg price	Last Bid [7]	Last Ask [7]	P/E after tax	Year	Volume	Trades	Transactions Value[8]	Company Mkt Value (thou. €)	Year low	Year high	Sector[4]
		2020	2021	2022	Dividend [2]	Right																					
6,330,002	0.300	---	---	---	25/06/2002	15/03/2019	5278	VARVARESSOS (CR)	0.24	---	0.24	02/05/2023	---	---	---	---	---	---	---	---	---	---	---	1,519.20	0.16	0.25	55101020
3,961,300	1.28	---	---	---	29/06/2004	03/08/2000	5248	DUROS SA (CR)	0.25	---	0.25	24/04/2023	---	---	---	---	---	---	---	---	---	---	---	990.33	0.2	0.3	40204020
7,085,888	1.59	---	---	---	02/07/1996	06/09/2010	5216	ELVIEMEK (CR)	2.6	---	2.6	30/09/2019	---	---	---	---	---	---	---	---	---	---	---	18,423.31	2.6	2.6	35101010
7,125,216	0.650	---	---	---	01/07/2005	14/12/1999	4955	KRE.KA SA (CR)	0.28	---	0.28	06/04/2023	---	---	---	---	---	---	---	---	---	---	---	1,995.06	0.17	0.43	45102010
7,734,375	1.00	---	---	---	09/07/2007	07/01/2011	5277	LIVANIS SA (CR)	0.125	---	0.125	28/04/2023	---	---	---	---	---	---	---	---	---	---	---	966.80	0.12	0.18	40301030

## Shares' Notes

Code	Note text
( )	- Adjusted dividends.
*	- Last adjusted closing price.
[1]	- Net dividends.
[2]	- The "Date of Last Coupon" for New listings refers to the date company's stocks started to trade in Athex
[3]	- The Company Market Value is referred to the number of outstanding shares
[4]	- Sectors codification can be found in Appendix A
[5]	- The Market Value refers to the total number of shares listed (including their several classes) in the exchange by the company.
[6]	- P/E greater than 100
[7]	- Last view of the Order Book before the end of the trading session
[8]	- All Blocks Methods' Transactions Value are included.
4750	- Transfer to the Under Surveillance Category from 8/4/2011.
4955	- Transfer to the Surveillance Category as from 5/4/2013.
4957	- Transfer to the Surveillance Category as from 5/4/2013.
4958	- Transfer to the Surveillance Category as from 5/4/2013.
4959	- Transfer to the Surveillance Category as from 5/4/2013.
5093	- Transfer to the Surveillance Category as of 8/4/2015.
5141	- Transfer to the Surveillance Category as of 10/05/2017.
5160	- Transfer to the Surveillance Category as of 15/04/2016.
5165	- Transfer to the Surveillance Category as of 15/02/2018.
5179	- Suspension of trading as of 25/05/2018.
5193	- Transfer to the Surveillance Category as of 25/10/2018.
5197	- Transfer to the Surveillance Category as of 07/11/2018.
5216	- Suspension of trading as of 01/10/2019.
5232	- Transfer to the Under Surveillance Category from 08/04/2011.
5233	- Suspension of trading as of 13/05/2020.
5248	- Transfer to the Surveillance Category as of 06/09/20116.
5253	- Transfer to the Surveillance Category as of 14/5/2021.
5275	- Transfer to the Surveillance Category as of 09/07/2020.
5277	- Suspension of trading as of 02/05/2023.
5278	- Suspension of trading as of 03/05/2023.

Securities Blocks Details

Securities	Block Volume	Price	Block Trade Value	Time of approval	Note
OPTIMA BANK (CR)	40,000	7.01	280,400.00	11:01:29	20
BRIQ PROPERTIES (CR)	32,000	1.85	59,040.00	11:37:24	20
JUMBO SA (CR)	58,500	24.90	1,456,650.00	13:54:28	20
JUMBO SA (CR)	27,000	24.92	672,840.00	15:03:09	20
JUMBO SA (CR)	21,000	24.96	524,160.00	16:19:24	20

Blocks Notes

- 9 - Method 6-1 / Special Fees
- 10 - Method 6-1 / Special Fees, SDS
- 14 - Method 6-3 / Settlement, Incomplete Buy and Sell
- 18 - Method 6-2 / SPOT 1
- 19 - Method 6-2 / SPOT 2
- 20 - Method 6-1 and Method 6-1 Same Day Settlement
- 21 - Other Pre-agreed

**Shares Rights Details**

Occurred date	Exercise from	Exercise until	Trading until	Rights	Price min	Price max	Closing price	Last Bid	Last Ask	Volume	Trades	Transactions Value
---------------	---------------	----------------	---------------	--------	-----------	-----------	---------------	----------	----------	--------	--------	--------------------

No Rights Transactions.



---

**Forced Sales Details**

---

Securities	Category of Security	Transactions Volume	Number of Trades	Transactions Value	Note
<b>No Forced Transactions.</b>					

---

---

**Forced Sales Notes**

---

- 1 - Compulsory Public Forced Sales
- 2 - Forced Sales of Fixed Registered Shares
- 3 - Forced Sales of Remaining Fractional Shares

## Exchange Traded Funds (ETFs) Characteristics

	Transactions Date (T)	Creation / Redemption	Units (T-1)	New Units (T-1)	Redemption Units (T-1)	Units (T) [1]	Fund Assets [2]	Net Unit Price	Dividend per Unit	Dividend Date
ALPHA ETF FTSE Athex Large Cap	02/11/2023	5,000	924,675	---	---	924,675	27,102,050.00	29.3098	0.62	03/07/2023

## ETFs Notes

[1] - Units (T) = Units (T-1) + New Units (T-1) - Redemption Units (T-1)

[2] - The Creation / Redemption Units of T-1 are included.

## Government Bonds

Number Listed Bonds	Nominal price	Today's Rate	Accrued Interest Calc	Exp. Date [1]	Duration (years)	Note	Coupons Date	Curr. coupon value	Trading Unit	Government Bonds	Price min	Price max	Closing price	Previous closing price/date	Volume	Transactions Value	Price	Last order Buy / Sell	Date
4,500,000	1,000.00	1.88	Actual/Actual	04/02/2035	15	---	04/02	1.88	1	GGB-FXD-040235-15Y-1.875-1.000	---	---	---	---	---	---	---	---	---
1,805,793	1,000.00	3.45	Actual/Actual	02/04/2024	5	---	02/04	3.45	1	GGB-FXD-020424-05Y-3.450-1.000	---	---	---	---	---	---	---	---	---
6,000,000	1,000.00	0.75	Actual/Actual	18/06/2031	10	---	18/06	0.75	1	GGB-FXD-180631-10Y-0.750-1.000	---	---	---	---	---	---	---	---	---
2,900,000	1,000.00	3.88	Actual/Actual	15/06/2028	5	---	15/06	3.88	1	GGB-FXD-150628-05Y-3.875-1.000	---	---	---	---	---	---	---	---	---
5,962,747,327	1.00	3.75	Actual/Actual	30/01/2028	10	---	/02 - 01/02 - 31/	3.75	1	GGB-FXD-300128-10Y-3.750-1.000	---	---	---	85.4610 13/07/2018	---	---	1.0000	B	28/11/2018
7,067,309,386	1.00	3.90	Actual/Actual	30/01/2033	15	---	/02 - 01/02 - 31/	3.90	1	GGB-FXD-300133-15Y-3.900-1.000	---	---	---	78.6730 13/07/2018	---	---	1.0000	B	28/11/2018
5,622,848,349	1.00	4.00	Actual/Actual	30/01/2037	19	---	/02 - 01/02 - 31/	4.00	1	GGB-FXD-300137-19Y-4.000-1.000	---	---	---	77.0370 13/07/2018	---	---	1.0000	B	28/11/2018
5,476,770,669	1.00	4.20	Actual/Actual	30/01/2042	24	---	/02 - 01/02 - 31/	4.20	1	GGB-FXD-300142-24Y-4.200-1.000	---	---	---	77.7640 13/07/2018	---	---	1.0000	B	28/11/2018
48,794,718	1.00	4.30	Actual/Actual	24/02/2024	12	---	24/02	4.30	1	GGB-FXD-240224-12Y-2.000-1.000	---	---	---	10.0000 22/06/2015	---	---	---	---	---
40,248,141	1.00	4.30	Actual/Actual	24/02/2025	13	---	24/02	4.30	1	GGB-FXD-240225-13Y-2.000-1.000	---	---	---	10.0000 22/06/2015	---	---	---	---	---
59,586,043	1.00	4.30	Actual/Actual	24/02/2026	14	---	24/02	4.30	1	GGB-FXD-240226-14Y-2.000-1.000	---	---	---	10.0000 22/06/2015	---	---	---	---	---
41,118,344	1.00	4.30	Actual/Actual	24/02/2027	15	---	24/02	4.30	1	GGB-FXD-240227-15Y-2.000-1.000	---	---	---	10.0000 22/06/2015	---	---	---	---	---
45,137,734	1.00	4.30	Actual/Actual	24/02/2028	16	---	24/02	4.30	1	GGB-FXD-240228-16Y-2.000-1.000	---	---	---	10.0000 22/06/2015	---	---	---	---	---
61,768,888	1.00	4.30	Actual/Actual	24/02/2029	17	---	24/02	4.30	1	GGB-FXD-240229-17Y-2.000-1.000	---	---	---	10.0000 22/06/2015	---	---	---	---	---
54,567,744	1.00	4.30	Actual/Actual	24/02/2030	18	---	24/02	4.30	1	GGB-FXD-240230-18Y-2.000-1.000	---	---	---	10.0000 22/06/2015	---	---	---	---	---
37,541,515	1.00	4.30	Actual/Actual	24/02/2031	19	---	24/02	4.30	1	GGB-FXD-240231-19Y-2.000-1.000	---	---	---	10.0000 22/06/2015	---	---	---	---	---
37,558,317	1.00	4.30	Actual/Actual	24/02/2032	20	---	24/02	4.30	1	GGB-FXD-240232-20Y-2.000-1.000	---	---	---	10.0000 22/06/2015	---	---	---	---	---
37,473,732	1.00	4.30	Actual/Actual	24/02/2033	21	---	24/02	4.30	1	GGB-FXD-240233-21Y-2.000-1.000	---	---	---	10.0000 22/06/2015	---	---	---	---	---
33,888,293	1.00	4.30	Actual/Actual	24/02/2034	22	---	24/02	4.30	1	GGB-FXD-240234-22Y-2.000-1.000	---	---	---	10.0000 22/06/2015	---	---	---	---	---
35,177,800	1.00	4.30	Actual/Actual	24/02/2035	23	---	24/02	4.30	1	GGB-FXD-240235-23Y-2.000-1.000	---	---	---	10.0000 22/06/2015	---	---	---	---	---
35,547,268	1.00	4.30	Actual/Actual	24/02/2036	24	---	24/02	4.30	1	GGB-FXD-240236-24Y-2.000-1.000	---	---	---	10.0000 22/06/2015	---	---	---	---	---
40,246,306	1.00	4.30	Actual/Actual	24/02/2037	25	---	24/02	4.30	1	GGB-FXD-240237-25Y-2.000-1.000	---	---	---	10.0000 22/06/2015	---	---	---	---	---
37,643,952	1.00	4.30	Actual/Actual	24/02/2038	26	---	24/02	4.30	1	GGB-FXD-240238-26Y-2.000-1.000	---	---	---	10.0000 22/06/2015	---	---	---	---	---
36,977,100	1.00	4.30	Actual/Actual	24/02/2039	27	---	24/02	4.30	1	GGB-FXD-240239-27Y-2.000-1.000	---	---	---	10.0000 22/06/2015	---	---	---	---	---
41,615,000	1.00	4.30	Actual/Actual	24/02/2040	28	---	24/02	4.30	1	GGB-FXD-240240-28Y-2.000-1.000	---	---	---	10.0000 22/06/2015	---	---	---	---	---
42,227,208	1.00	4.30	Actual/Actual	24/02/2041	29	---	24/02	4.30	1	GGB-FXD-240241-29Y-2.000-1.000	---	---	---	10.0000 22/06/2015	---	---	---	---	---
68,288,487	1.00	4.30	Actual/Actual	24/02/2042	30	---	24/02	4.30	1	GGB-FXD-240242-30Y-2.000-1.000	---	---	---	10.0000 22/06/2015	---	---	---	---	---
4,000,000	1,000.00	3.88	Actual/Actual	12/03/2029	10	---	12/03	3.88	1	GGB-FXD-120329-10Y-3.875-1.000	---	---	---	---	---	---	100.0000	B	15/10/2019
4,500,000	1,000.00	0.00	Actual/Actual	12/02/2026	5	---	12/02	0.00	1	GGB-FXD-120226-05Y-0.000-1.000	---	---	---	---	---	---	---	---	---
2,209,163	1,000.00	3.38	Actual/Actual	15/02/2025	7	---	15/02	3.38	1	GGB-FXD-150225-07Y-3.375-1.000	---	---	---	---	---	---	---	---	---
964,000	1,000.00	3.25	Actual/Actual	20/03/2025	6	---	20/03	3.25	1	GGB-FXD-200325-06Y-3.250-1.000	---	---	---	---	---	---	---	---	---
2,100,000	1,000.00	3.55	Actual/Actual	20/03/2026	7	---	20/03	3.55	1	GGB-FXD-200326-07Y-3.550-1.000	---	---	---	---	---	---	---	---	---
5,500,000	1,000.00	1.50	Actual/Actual	18/06/2030	10	---	18/06	1.50	1	GGB-FXD-180630-10Y-1.500-1.000	---	---	---	---	---	---	---	---	---
3,500,000	1,000.00	4.38	Actual/Actual	18/07/2038	15	---	18/07	4.38	1	GGB-FXD-180738-15Y-4.375-1.000	---	---	---	---	---	---	---	---	---
40,000	1,000.00	4.67	FLR Actual/360	18/09/2024	1	---	18/09 - 19/03	---	1	GGB-FLT-180924-01Y-4.670-1.000	---	---	---	---	---	---	---	---	---

## Government Bonds Notes

Transactions Volume = (Pieces) \* (Nominal Price). Transactions Value = (Pieces) \* (Nominal Price) \* (price %) + (Accrued interest).

The Value of current coupon for the issues with NV 0.01 euro refers to NV 100 euros

FLR: Floating Interest Rate.

[1] - The Expiration Date of the interest bearing period and the Date for coupon payment.

## Government Bonds

Number Listed Bonds	Nominal price	Today's Rate	Accrued Interest Calc	Exp. Date [1]	Duration (years)	Note	Coupons Date	Curr. coupon value	Trading Unit	Government Bonds	Price min	Price max	Closing price	Previous closing price/date	Volume	Transactions Value	Price	Last order Buy / Sell	Date
5,364,250	1,000.00	3.25	Actual/Actual	20/03/2050	30	---	20/03	3.25	1	GGB-FXD-200350-30Y-3.250-1.000	---	---	---	---	---	---	---	---	---
3,924,361	1,000.00	2.00	Actual/Actual	22/04/2027	7	---	22/04	2.00	1	GGB-FXD-220427-07Y-2.000-1.000	---	---	---	---	---	---	99.9000	B	22/04/2020
2,500,000	1,000.00	1.88	Actual/Actual	23/07/2026	7	---	23/07	1.88	1	GGB-FXD-230726-07Y-1.875-1.000	---	---	---	---	---	---	---	---	---
4,500,000	1,000.00	4.25	Actual/Actual	15/06/2033	10	---	15/06	4.25	1	GGB-FXD-150633-10Y-4.250-1.000	---	---	---	---	---	---	---	---	---
3,500,000	1,000.00	1.88	Actual/Actual	24/01/2052	30	---	24/01	1.88	1	GGB-FXD-240152-30Y-1.875-1.000	---	---	---	---	---	---	---	---	---
3,700,000	1,000.00	1.75	Actual/Actual	18/06/2032	10	---	18/06	1.75	1	GGB-FXD-180632-10Y-1.750-1.000	---	---	---	---	---	---	---	---	---
2,200,000	1,000.00	1.13	FLR Actual/360	15/12/2027	5	---	- 15/12 - 15/03 -	---	1	GGB-FLT-151227-05Y-1.130-1.000	---	---	---	---	---	---	102.1600	B	30/12/2022

## Government Bonds Notes

Transactions Volume = (Pieces) \* (Nominal Price). Transactions Value = (Pieces) \* (Nominal Price) \* (price %) + (Accrued interest).

The Value of current coupon for the issues with NV 0.01 euro refers to NV 100 euros

FLR: Floating Interest Rate.

[1] - The Expiration Date of the interest bearing period and the Date for coupon payment.

## Treasury Bills &amp; Zero Coupon Government Bonds

Issue Date	13-Week Maturity									26-Week Maturity									52-Week Maturity								
	Exp. Date	Initial Rate	Num Listed Bonds	Nominal price	Issue price	Last Trade Price	Last Trade Date	Volume Traded	Note	Exp. Date	Initial Rate	Num Listed Bonds	Nominal price	Issue price	Last Trade Price	Last Trade Date	Volume Traded	Note	Exp. Date	Initial Rate	Num Listed Bonds	Nominal price	Issue price	Last Trade Price	Last Trade Date	Volume Traded	Note
09/12/2022	---	---	---	---	---	---	---	---	---	---	---	---	---	---	---	---	---	---	08/12/2023	2.73	600,000	1,000.00	973.10	---	---	---	---
10/03/2023	---	---	---	---	---	---	---	---	---	---	---	---	---	---	---	---	---	---	08/03/2024	3.75	1,000,000	1,000.00	963.46	---	---	---	---
09/06/2023	---	---	---	---	---	---	---	---	---	---	---	---	---	---	---	---	---	---	07/06/2024	3.84	1,600,000	1,000.00	962.60	---	---	---	---
08/09/2023	---	---	---	---	---	---	---	---	---	---	---	---	---	---	---	---	---	---	06/09/2024	3.81	812,500	1,000.00	962.90	---	---	---	---

Bonds in Circulation	Currency / Min nominal traded Value	Coupons Payment Date	Current Coupon Value	Note	Coupon	Trading Unit	Issue Date	Duration (years)	Today's Interest	A.I.C in days	Bonds	Last price of previous days		Last Outcry in Cash (euro)		Trades in Pieces	Life min	Life Max	
												Price	Buy / Sell	Price	Buy / Sell				
<b>Corporate Bonds in Foreign Currency and Euro</b>																			
103,746	GBP / 10	01/12	0.25	---	64	1	01/12/1930	98	2.5	360	National Mortgage Bank	2.27	05/02/1996	2.27	S	05/02/1996	---	2.27	2.27
0	GBP / 10	01/12	0.25	---	66	1	01/12/1928	100	2.5	360	National Mortgage Bank	---	---	---	---	---	---	---	---

## Government Bonds Notes

A.I.C: Accrued Interest Calculation base.

FLR: Floating Interest Rate.

The minimum tradeable Nominal Value for all Demeterialised Government Titles is 100 Euros.

(μτφρ-0)

## Athex &amp; ATHEXClear Members List

Member Name				Stock Market			Derivatives Market		ATHEXClear Member	
	Address	Phone	Fax	Market Member	Remote Member	Market Maker	Proprietary	Market Maker	General Clearing	Direct Clearing
A. SARRIS SECURITIES S.A.				a						
6, ΔΡΑΓΑΤΣΑΝΙΟΥ 6 ΑΘΗΝΑ	2103367700									
ΑΕΟΝIC SECURITIES C.I.F. P.L.C.				a						
, ΛΑΪΟΥ 6, ΓΡ. 301B, ANNA COURT	35725337600									
ALPHA BANK S.A.									a	
, ΣΤΑΔΙΟΥ 40 ΑΘΗΝΑ	2103260000									
ALPHA FINANCE INVESTMENT SERVICES SINGLE MEMBER SA				a		a	a	a		a
5, ΠΑΝΕΠΙΣΤΗΜΙΟΥ 45 ΑΘΗΝΑ	2103677400									
ARGUS STOCKBROKERS LTD				a	a		a			
25, 25 ΛΕΩΦΟΡΟΣ ΔΗΜΟΣΘΕΝΗ ΣΕΒΕΡΗ	0035722717000									
ATLANTIC SECURITIES LTD				a	a					
37, ΠΡΟΔΡΟΜΟΥ 37	0035722445400									
AXON SECURITIES S.A.				a			a			
48, ΣΤΑΔΙΟΥ 48 ΑΘΗΝΑ	2103363800									
BETA SECURITIES S.A.				a		a	a			a
29, Α.ΑΛΕΞΑΝΔΡΑΣ 29 ΑΘΗΝΑ	2106478930									
BNP PARIBAS S.A.									a	
, ΛΑΜΨΑΚΟΥ 2 ΑΘΗΝΑ	2107468525									
BOFA SECURITIES EUROPE SA				a	a					
, 112 AVENUE KL?BER 75116	+33 153655555									
CAPITAL SECURITIES S.A.				a			a			
58, ΜΗΤΡΟΠΟΛΕΩΣ 58 ΑΘΗΝΑ	2103369700									
CITIGROUP GLOBAL MARKETS EUROPE AG				a	a					
16, REUTERWEG 16	+49 691366-0									
CITIGROUP GLOBAL MARKETS LIMITED				a						
1, 33 CANADA SQUARE - CANARY WHARF	+44 02079864000									
CREDIT SUISSE BANK (EUROPE), S.A.				a	a					
, CALLE AYALA 42, 3A PLANTA-B MADRID	+34917916000									
CREDIT SUISSE SECURITIES (EUROPE) LIMITED				a						
1, ONE CABOT SQUARE LONDON	+44 2078888888									
CYCLOS SECURITIES S.A.				a			a			
39, ΧΑΡΙΛΑΟΥ ΤΡΙΚΟΥΠΗ 6-8-10 ΑΘΗΝΑ	2103364300									
DEUTSCHE BANK S.A.					a					
1, GREAT WINCHESTER STREET LONDON	+44 20 754 54209	00441133361437								
EUROBANK EQUITIES INVESTMENT FIRM SINGLE MEMBER SA				a		a	a	a		a
, ΦΙΛΕΛΛΗΝΩΝ 10 & ΞΕΝΟΦΩΝΤΟΣ 13 ΑΘΗΝΑ	2103720425									
EUROBANK S.A.									a	
, ΟΘΩΝΟΣ 8 ΑΘΗΝΑ	2144043907									
EUROCORP INVESTMENT SERVICES S.A.				a			a			a
14, ΠΛ.ΦΙΛΙΚΗΣ ΕΤΑΙΡΕΙΑΣ 14 ΑΘΗΝΑ	2107263600									
EUOTRUST INVESTMENT FIRM SA				a						
113, ΣΕΒΑΣΤΟΥΠΟΛΕΩΣ 113 ΑΘΗΝΑ	2103363100									
EUROXX SECURITIES S.A.				a		a	a	a		a
7, ΠΑΛΕΟΛΟΓΟΥ ΧΑΛΑΝΔΡΙ	+30 2106879400	210-6879401								
7, ΠΑΛΑΙΟΛΟΓΟΥ ΧΑΛΑΝΔΡΙ	(210)-6879400	(210)-6879401								
FREEDOM FINANCE EUROPE LTD				a	a					
, ΧΡΙΣΤΑΚΗ ΚΡΑΝΟΥ 20	035725257786									
G. A. PERVANAS SECURITIES- INVESTMENT SERVICES S.A.				a						
7-9, ΣΟΦΟΚΛΕΟΥΣ 7-9 ΑΘΗΝΑ	2103727200									
GLOBAL CAPITAL SECURITIES & FINANCIAL SERVICES LTD				a	a					
50, ΛΑΡΧΙΕΠΙΣΚΟΠΟΥ ΜΑΚΑΡΙΟΥ Γ50	0035722710710									
GREENPOST TRADING EUROPE LTD				a	a	a				
, ΚΙΜΩΝΟΣ 3, ACROPOLIS MANSIONS, 2ND FLOOR, FLAT/OFFICE 202	035722521389									
HELLENIC AMERICAN SECURITIES S.A.				a		a	a			a
27, ΑΝΔΡΕΑ ΠΑΠΑΝΔΡΕΟΥ 27 ΜΑΡΟΥΣΙ	2103311100									
HELLENIC BANK (INVESTMENTS) LTD					a					
, ΑVE.ΚΥΡΙΑΚΟΥ ΜΑΤΣΙ 31 - ΡΟ ΒΟΧ 24747 NICOSIA	+357 22500100	357 22500110								
HSBC CONTINENTAL EUROPE									a	
109-111, Α.ΜΕΣΟΓΕΙΩΝ 109-111	2106960000									
INDEX SECURITIES S.A.				a						
6, ΔΡΑΓΑΤΣΑΝΙΟΥ 6 ΑΘΗΝΑ	2103213920									

## Athex &amp; ATHEXClear Members List

Member Name				Stock Market			Derivatives Market		ATHEXClear Member	
	Address	Phone	Fax	Market Member	Remote Member	Market Maker	Proprietary	Market Maker	General Clearing	Direct Clearing
J. CHR. MAVRIKIS SECURITIES S.A.				a						
5, ΣΟΦΟΚΛΕΟΥΣ 5 ATHINA	2103216730									
KAPPA SECURITIES S.A.				a			a			
15, ΒΑΛΑΩΡΙΤΟΥ 15 ATHINA	2103678600									
KARAMANOF SECURITIES & INVESTMENT SERVICES S.A.				a						
2, ΠΛΑΤ.ΘΕΟΔΩΡΩΝ 2 ATHINA	2103212947									
LAIKI FINANCIAL SERVICES LTD					a					
26, AVE. VYRONOS NICOSIA	357 22367367	357 22718567								
LEON DEPOLAS SECURITIES S.A.				a		a	a			
1, ΧΡΗΣΤΟΥ ΛΑΔΑ 1 ATHINA	2103213276 -28									
MEGA EQUITY SECURITIES & FINANCIAL SERVICES PUBLIC LTD				a	a		a			
42-44, ΛΕΩΦ.ΓΡΙΒΑ ΔΙΓΕΝΗ 42-44	0035722711711									
MERIT SECURITIES S.A				a		a	a			a
5, ΣΟΦΟΚΛΕΟΥΣ 5 ATHINA	2103671880									
MERRILL LYNCH INTERNATIONAL				a						
2, 2 KING EDWARD STREET LONDON	+44 20276281000									
N. CHRYSOCHOIDIS SECURITIES S.A.				a			a			a
7-9, ΣΟΦΟΚΛΕΟΥΣ 7-9 ATHINA	2103213913									
NATIONAL BANK OF GREECE S.A.				a		a	a		a	
86, ΑΙΟΛΟΥ STR. ATHINA	(210)-3341000	(210)-3228187								
68, ΑΚΑΔΙΜΙΑΣ STR. ATHINA	(210)-3328817	(210)-3328678								
NATIONAL SECURITIES SINGLE MEMBER SA				a		a	a	a		
66, ΛΕΩΦΟΡΟΣ ΑΘΗΝΩΝ 128-132 & ΦΙΓΕΝΙΑΣ ATHINA	2103328784									
NUNTIUS BROKERAGE AND INVESTMENT SERVICES S.A				a						
6, ΔΡΑΓΑΤΣΑΝΙΟΥ 6 ATHINA	2103350599									
ONE PLUS CAPITAL LIMITED				a	a					
, 75 PRODROMOU AVENUE NICOSIA 1307	35722873760									
OPTIMA BANK S.A.				a		a	a	a	a	
, ΑΙΓΙΑΛΕΙΑΣ 32 & ΠΑΡΑΔΕΙΣΟΥ ΜΑΡΟΥΣΙ	210 8173000									
PANCRETA BANK S.A									a	
, ΙΚΑΡΟΥ 5	2810338746									
PANTELAKIS SECURITIES S.A.				a		a	a	a		
57, ΕΘΝΙΚΗΣ ΑΝΤΙΣΤΑΣΕΩΣ 57, ΚΤΙΠΙΟ Β CHALANDRI	2106965000									
PIRAEUS BANK S.A.				a			a		a	
, ΑΜΕΡΙΚΗΣ 4 ATHINA	2103335000									
PIRAEUS SECURITIES S. A.				a		a	a	a		a
10, ΣΤΑΔΙΟΥ 10 ATHINA	2103354100									
PROCHOICE SECURITIES LTD				a	a					
57, ΛΕΩΦ.ΣΠΥΡΟΥ ΚΥΠΡΙΑΝΟΥ 57, ΑΚΙΝΗΤΑ Φ	035724661192									
SHARELINK SECURITIES & FINANCIAL SERVICES LTD				a			a			
6, HOUSE-ΘΕΟΤΟΚΗ 6 ΜΕΓΑΡΟ ΕΛΛΗΝΑ	+357 22554200									
SOCIETE GENERALE S.A.				a	a		a			
, 17 COURS VALMY, CEDEX	+157290504									
SOLIDUS SECURITIES S.A				a			a			a
64, ΛΟΥΙΖΗΣ ΠΙΑΝΚΟΥΡ 64 ATHINA	2106900600									
ST. EM. LAVRENTAKIS SECURITIES S.A.				a			a			
7-9, ΣΟΦΟΚΛΕΟΥΣ 7-9 ATHINA	2103213336									
THE CYPRUS INVESTMENT & SECURITIES CORPORATION LTD				a	a					
154, ΑΓΙΟΥ ΠΡΟΚΟΠΙΟΥ & ΠΟΣΕΙΔΩΝΟΣ 1	0035722121700									
UBS EUROPE SE				a	a					
, OPERNTURM, BOCKENHEIMER LANDSTRASSE 2-4	496921790									
UBS LIMITED					a					
1, FINSBURY AVENUE LONDON	+44 2075687135									



## List of Stocks under Market Making operations

Securities	Market Maker	Start Market Making	Stock Category
<b>MLS MULTIMEDIA SA (CR)</b>			<b>Suspension Status</b>
	PIRAEUS SECURITIES S. A.	01/08/2019	
<b>ALPHA ETF FTSE Athex Large Cap</b>			<b>Exchange Traded Funds (ETFs)</b>
	ALPHA FINANCE INVESTMENT SERVICES SINGLE MEMBER SA	02/01/1900	
	NATIONAL SECURITIES SINGLE MEMBER SA	02/01/1900	
<b>ADMIE (IPTO) HOLDING S.A. (CR)</b>			<b>Main Market</b>
	EUROBANK EQUITIES INVESTMENT FIRM SINGLE MEMBER SA	24/05/2021	
	HELLENIC AMERICAN SECURITIES S.A.	09/03/2020	
	PIRAEUS SECURITIES S. A.	29/06/2017	
<b>AEGEAN AIRLINES (CR)</b>			<b>Main Market</b>
	EUROBANK EQUITIES INVESTMENT FIRM SINGLE MEMBER SA	22/09/2020	
<b>ALPHA SERVICES HOLD (CR)</b>			<b>Main Market</b>
	ALPHA FINANCE INVESTMENT SERVICES SINGLE MEMBER SA	29/02/2016	
	EUROBANK EQUITIES INVESTMENT FIRM SINGLE MEMBER SA	22/10/2006	
	GREENPOST TRADING EUROPE LTD	12/06/2023	
	HELLENIC AMERICAN SECURITIES S.A.	25/07/2014	
	LEON DEPOLAS SECURITIES S.A.	04/01/2016	
	MERIT SECURITIES S.A.	03/09/2012	
	NATIONAL SECURITIES SINGLE MEMBER SA	02/01/1900	
	PIRAEUS SECURITIES S. A.	28/05/2009	
<b>ALPHA TRUST (CR)</b>			<b>Main Market</b>
	EUROBANK EQUITIES INVESTMENT FIRM SINGLE MEMBER SA	06/02/2023	
	LEON DEPOLAS SECURITIES S.A.	04/01/2021	
<b>ALUMIL (CR)</b>			<b>Main Market</b>
	PIRAEUS SECURITIES S. A.	31/07/2023	
<b>ANDROMEDA SA (CR)</b>			<b>Main Market</b>
	BETA SECURITIES S.A.	15/02/2021	
	OPTIMA BANK S.A.	03/04/2023	
<b>ATTICA BANK S.A. (CR)</b>			<b>Main Market</b>
	EUROXX SECURITIES S.A.	22/01/2016	
	PIRAEUS SECURITIES S. A.	20/09/2017	
<b>AUSTRIACARD (CB)</b>			<b>Main Market</b>
	BETA SECURITIES S.A.	23/03/2023	
	EUROBANK EQUITIES INVESTMENT FIRM SINGLE MEMBER SA	15/05/2023	
<b>AUTOHELLAS SA (CR)</b>			<b>Main Market</b>
	ALPHA FINANCE INVESTMENT SERVICES SINGLE MEMBER SA	01/07/2019	
	EUROXX SECURITIES S.A.	02/07/2018	
<b>AVAX S.A. (CR)</b>			<b>Main Market</b>
	EUROBANK EQUITIES INVESTMENT FIRM SINGLE MEMBER SA	14/12/2015	
	OPTIMA BANK S.A.	04/09/2023	
	PIRAEUS SECURITIES S. A.	01/02/2021	
<b>AVE (CR)</b>			<b>Main Market</b>
	EUROXX SECURITIES S.A.	05/06/2020	
<b>BRIQ PROPERTIES (CR)</b>			<b>Main Market</b>
	EUROBANK EQUITIES INVESTMENT FIRM SINGLE MEMBER SA	09/09/2019	
	LEON DEPOLAS SECURITIES S.A.	22/02/2021	
<b>CC HBC AG (CR)</b>			<b>Main Market</b>
	BETA SECURITIES S.A.	08/03/2021	
	NATIONAL SECURITIES SINGLE MEMBER SA	02/01/1900	
	PIRAEUS SECURITIES S. A.	04/05/2015	
<b>CENERGY HOLDINGS (CB)</b>			<b>Main Market</b>
	ALPHA FINANCE INVESTMENT SERVICES SINGLE MEMBER SA	02/01/2016	
	EUROBANK EQUITIES INVESTMENT FIRM SINGLE MEMBER SA	02/01/2016	
	OPTIMA BANK S.A.	14/03/2022	
	PANTELAKIS SECURITIES S.A.	27/12/2022	
<b>CNL CAPITAL (CR)</b>			<b>Main Market</b>
	MERIT SECURITIES S.A.	01/10/2018	
<b>DIMAND (CR)</b>			<b>Main Market</b>
	ALPHA FINANCE INVESTMENT SERVICES SINGLE MEMBER SA	08/08/2022	
	EUROBANK EQUITIES INVESTMENT FIRM SINGLE MEMBER SA	08/08/2022	
	PANTELAKIS SECURITIES S.A.	15/05/2023	
<b>EKTER SA (CR)</b>			<b>Main Market</b>
	BETA SECURITIES S.A.	26/09/2022	
	EUROBANK EQUITIES INVESTMENT FIRM SINGLE MEMBER SA	16/10/2017	
	LEON DEPOLAS SECURITIES S.A.	21/05/2018	
<b>ELASTRON (CR)</b>			<b>Main Market</b>
	LEON DEPOLAS SECURITIES S.A.	20/02/2017	

## List of Stocks under Market Making operations

Securities	Stock Category
Market Maker	Start Market Making
<b>ELLAKTOR (CR)</b>	Main Market
ALPHA FINANCE INVESTMENT SERVICES SINGLE MEMBER SA	18/03/2019
EUROBANK EQUITIES INVESTMENT FIRM SINGLE MEMBER SA	01/06/2012
EUROXX SECURITIES S.A.	24/09/2018
NATIONAL SECURITIES SINGLE MEMBER SA	02/01/1900
PIRAEUS SECURITIES S. A.	22/10/2018
<b>ELTON SA (CR)</b>	Main Market
EUROBANK EQUITIES INVESTMENT FIRM SINGLE MEMBER SA	28/11/2022
OPTIMA BANK S.A.	30/01/2023
<b>ELVALHALCOR (CR)</b>	Main Market
ALPHA FINANCE INVESTMENT SERVICES SINGLE MEMBER SA	07/05/2018
BETA SECURITIES S.A.	09/01/2023
EUROBANK EQUITIES INVESTMENT FIRM SINGLE MEMBER SA	07/05/2018
<b>ENTERSOFT (CR)</b>	Main Market
ALPHA FINANCE INVESTMENT SERVICES SINGLE MEMBER SA	23/03/2023
EUROBANK EQUITIES INVESTMENT FIRM SINGLE MEMBER SA	22/06/2020
<b>EUROBANK HOLDINGS (CR)</b>	Main Market
ALPHA FINANCE INVESTMENT SERVICES SINGLE MEMBER SA	09/01/2006
EUROBANK EQUITIES INVESTMENT FIRM SINGLE MEMBER SA	01/06/2012
GREENPOST TRADING EUROPE LTD	12/06/2023
HELLENIC AMERICAN SECURITIES S.A.	25/07/2014
LEON DEPOLAS SECURITIES S.A.	30/11/2018
MERIT SECURITIES S.A.	06/11/2017
NATIONAL SECURITIES SINGLE MEMBER SA	02/01/1900
PIRAEUS SECURITIES S. A.	28/09/2009
<b>EUROCONSULTANTS S.A. (CR)</b>	Main Market
OPTIMA BANK S.A.	01/02/2023
<b>EYDAP S.A. (CR)</b>	Main Market
ALPHA FINANCE INVESTMENT SERVICES SINGLE MEMBER SA	27/01/2020
EUROBANK EQUITIES INVESTMENT FIRM SINGLE MEMBER SA	10/06/2019
<b>FOURLIS (CR)</b>	Main Market
EUROBANK EQUITIES INVESTMENT FIRM SINGLE MEMBER SA	01/12/2016
PIRAEUS SECURITIES S. A.	06/03/2017
<b>GEK TERNA (CR)</b>	Main Market
BETA SECURITIES S.A.	08/03/2021
EUROBANK EQUITIES INVESTMENT FIRM SINGLE MEMBER SA	24/05/2021
PIRAEUS SECURITIES S. A.	29/08/2019
<b>GR. SARANTIS S.A. (CR)</b>	Main Market
BETA SECURITIES S.A.	14/05/2012
EUROBANK EQUITIES INVESTMENT FIRM SINGLE MEMBER SA	24/10/2016
<b>HELLENIC EXCHANGES-A.S.E. (CR)</b>	Main Market
HELLENIC AMERICAN SECURITIES S.A.	01/09/2014
NATIONAL SECURITIES SINGLE MEMBER SA	02/01/1900
PIRAEUS SECURITIES S. A.	04/05/2015
<b>HELLENIQ ENERGY (CR)</b>	Main Market
EUROBANK EQUITIES INVESTMENT FIRM SINGLE MEMBER SA	01/11/2023
HELLENIC AMERICAN SECURITIES S.A.	14/09/2015
PIRAEUS SECURITIES S. A.	20/03/2017
<b>IDEAL HOLDINGS (CR)</b>	Main Market
EUROBANK EQUITIES INVESTMENT FIRM SINGLE MEMBER SA	07/06/2021
PIRAEUS SECURITIES S. A.	07/06/2021
<b>INTERCONTINENTAL (CR)</b>	Main Market
LEON DEPOLAS SECURITIES S.A.	03/06/2019
<b>INTERLIFE G.C.I.(CR)</b>	Main Market
BETA SECURITIES S.A.	24/10/2022
<b>INTERWOOD-XYLEMPORIA (CR)</b>	Main Market
EUROBANK EQUITIES INVESTMENT FIRM SINGLE MEMBER SA	05/07/2021
PANTELAKIS SECURITIES S.A.	01/07/2021
<b>INTRAKAT (CR)</b>	Main Market
BETA SECURITIES S.A.	04/10/2021
PANTELAKIS SECURITIES S.A.	10/10/2022
<b>JUMBO SA (CR)</b>	Main Market
BETA SECURITIES S.A.	01/02/2021
EUROBANK EQUITIES INVESTMENT FIRM SINGLE MEMBER SA	25/05/2020
GREENPOST TRADING EUROPE LTD	12/06/2023
MERIT SECURITIES S.A.	06/11/2017
PIRAEUS SECURITIES S. A.	06/03/2017

## List of Stocks under Market Making operations

Securities	Stock Category
Market Maker	Start Market Making
<b>KLOUKINAS - LAPPAS SA (CR)</b>	Main Market
OPTIMA BANK S.A.	02/01/2023
<b>KRI-KRI S.A. (CR)</b>	Main Market
EUROBANK EQUITIES INVESTMENT FIRM SINGLE MEMBER SA	07/05/2018
LEON DEPOLAS SECURITIES S.A.	16/01/2017
<b>LAMDA DEVELOPMENT SA (CR)</b>	Main Market
EUROBANK EQUITIES INVESTMENT FIRM SINGLE MEMBER SA	08/12/2014
PANTELAKIS SECURITIES S.A.	06/11/2017
PIRAEUS SECURITIES S. A.	29/06/2017
<b>LAMPSPA HOTEL SA (CR)</b>	Main Market
LEON DEPOLAS SECURITIES S.A.	16/01/2017
<b>MIG (CR)</b>	Main Market
PIRAEUS SECURITIES S. A.	02/02/2009
<b>MOTODYNAMICS S.A. (CR)</b>	Main Market
OPTIMA BANK S.A.	25/08/2023
<b>MOTOR OIL (CR)</b>	Main Market
BETA SECURITIES S.A.	08/03/2021
EUROBANK EQUITIES INVESTMENT FIRM SINGLE MEMBER SA	22/10/2006
GREENPOST TRADING EUROPE LTD	12/06/2023
LEON DEPOLAS SECURITIES S.A.	01/04/2019
MERIT SECURITIES S.A	25/02/2019
NATIONAL SECURITIES SINGLE MEMBER SA	02/01/1900
PIRAEUS SECURITIES S. A.	04/05/2015
<b>MPLE KEDROS (CR)</b>	Main Market
MERIT SECURITIES S.A	30/09/2022
OPTIMA BANK S.A.	16/10/2023
<b>MYTILINEOS (CR)</b>	Main Market
ALPHA FINANCE INVESTMENT SERVICES SINGLE MEMBER SA	15/04/2019
BETA SECURITIES S.A.	11/04/2022
EUROBANK EQUITIES INVESTMENT FIRM SINGLE MEMBER SA	20/09/2017
GREENPOST TRADING EUROPE LTD	12/06/2023
MERIT SECURITIES S.A	25/02/2019
NATIONAL SECURITIES SINGLE MEMBER SA	02/01/1900
PIRAEUS SECURITIES S. A.	04/05/2015
<b>NATIONAL BANK (CR)</b>	Main Market
ALPHA FINANCE INVESTMENT SERVICES SINGLE MEMBER SA	09/01/2006
EUROBANK EQUITIES INVESTMENT FIRM SINGLE MEMBER SA	22/10/2006
GREENPOST TRADING EUROPE LTD	12/06/2023
HELLENIC AMERICAN SECURITIES S.A.	25/07/2014
LEON DEPOLAS SECURITIES S.A.	20/05/2015
MERIT SECURITIES S.A	03/09/2012
NATIONAL SECURITIES SINGLE MEMBER SA	02/01/1900
PIRAEUS SECURITIES S. A.	08/09/2008
<b>OPAP (CR)</b>	Main Market
ALPHA FINANCE INVESTMENT SERVICES SINGLE MEMBER SA	09/01/2006
BETA SECURITIES S.A.	11/04/2022
EUROBANK EQUITIES INVESTMENT FIRM SINGLE MEMBER SA	22/10/2006
GREENPOST TRADING EUROPE LTD	12/06/2023
HELLENIC AMERICAN SECURITIES S.A.	25/07/2014
MERIT SECURITIES S.A	20/03/2017
NATIONAL SECURITIES SINGLE MEMBER SA	02/01/1900
PIRAEUS SECURITIES S. A.	04/05/2015
<b>OTE (CR)</b>	Main Market
ALPHA FINANCE INVESTMENT SERVICES SINGLE MEMBER SA	09/01/2006
BETA SECURITIES S.A.	11/04/2022
EUROBANK EQUITIES INVESTMENT FIRM SINGLE MEMBER SA	22/10/2006
GREENPOST TRADING EUROPE LTD	12/06/2023
HELLENIC AMERICAN SECURITIES S.A.	25/07/2014
LEON DEPOLAS SECURITIES S.A.	20/04/2015
MERIT SECURITIES S.A	20/03/2017
NATIONAL SECURITIES SINGLE MEMBER SA	02/01/1900
PIRAEUS SECURITIES S. A.	08/09/2008
<b>P.P.A. S.A. (CR)</b>	Main Market
EUROBANK EQUITIES INVESTMENT FIRM SINGLE MEMBER SA	06/02/2019
<b>PAPOUTSANIS (CR)</b>	Main Market
ALPHA FINANCE INVESTMENT SERVICES SINGLE MEMBER SA	19/11/2018
BETA SECURITIES S.A.	25/11/2013

## List of Stocks under Market Making operations

Securities	Stock Category
Market Maker	Start Market Making
<b>PETROPOULOS PETROS (CR)</b>	<b>Main Market</b>
EUROBANK EQUITIES INVESTMENT FIRM SINGLE MEMBER SA	01/04/2019
PANTELAKIS SECURITIES S.A.	16/03/2020
<b>PIRAEUS FINANCIAL HOLD (CR)</b>	<b>Main Market</b>
ALPHA FINANCE INVESTMENT SERVICES SINGLE MEMBER SA	15/04/2019
EUROBANK EQUITIES INVESTMENT FIRM SINGLE MEMBER SA	22/10/2006
EUROXX SECURITIES S.A.	15/02/2016
GREENPOST TRADING EUROPE LTD	12/06/2023
HELLENIC AMERICAN SECURITIES S.A.	25/07/2014
LEON DEPOLAS SECURITIES S.A.	30/11/2018
MERIT SECURITIES S.A.	16/09/2013
NATIONAL SECURITIES SINGLE MEMBER SA	02/01/1900
PIRAEUS SECURITIES S. A.	16/02/2009
<b>PPC (CR)</b>	<b>Main Market</b>
ALPHA FINANCE INVESTMENT SERVICES SINGLE MEMBER SA	09/01/2006
BETA SECURITIES S.A.	01/02/2021
EUROBANK EQUITIES INVESTMENT FIRM SINGLE MEMBER SA	22/10/2006
GREENPOST TRADING EUROPE LTD	12/06/2023
HELLENIC AMERICAN SECURITIES S.A.	01/09/2014
MERIT SECURITIES S.A.	06/11/2017
NATIONAL SECURITIES SINGLE MEMBER SA	02/01/1900
PIRAEUS SECURITIES S. A.	28/09/2009
<b>PREMIA (CR)</b>	<b>Main Market</b>
BETA SECURITIES S.A.	01/06/2021
LEON DEPOLAS SECURITIES S.A.	05/12/2022
PANTELAKIS SECURITIES S.A.	23/12/2021
<b>PROFILE SA (CR)</b>	<b>Main Market</b>
OPTIMA BANK S.A.	03/04/2023
PANTELAKIS SECURITIES S.A.	01/07/2019
<b>QUALITY &amp; RELIABILITY SA (CR)</b>	<b>Main Market</b>
OPTIMA BANK S.A.	03/01/2023
<b>QUEST HOLDINGS (CR)</b>	<b>Main Market</b>
BETA SECURITIES S.A.	26/03/2018
EUROBANK EQUITIES INVESTMENT FIRM SINGLE MEMBER SA	28/01/2019
<b>REVOIL (CR)</b>	<b>Main Market</b>
BETA SECURITIES S.A.	26/06/2023
<b>SIDMA STEEL (CR)</b>	<b>Main Market</b>
OPTIMA BANK S.A.	25/05/2023
<b>SPACE HELLAS SA (CR)</b>	<b>Main Market</b>
MERIT SECURITIES S.A.	09/12/2022
<b>TECHNICAL OLYMPIC SA (CR)</b>	<b>Main Market</b>
OPTIMA BANK S.A.	05/07/2023
<b>TERNA ENERGY (CR)</b>	<b>Main Market</b>
EUROBANK EQUITIES INVESTMENT FIRM SINGLE MEMBER SA	24/05/2021
PIRAEUS SECURITIES S. A.	09/12/2019
<b>THRACE PLASTICS SA (CR)</b>	<b>Main Market</b>
ALPHA FINANCE INVESTMENT SERVICES SINGLE MEMBER SA	26/03/2018
EUROBANK EQUITIES INVESTMENT FIRM SINGLE MEMBER SA	26/03/2018
<b>TITAN CEMENT (CB)</b>	<b>Main Market</b>
BETA SECURITIES S.A.	01/02/2021
EUROBANK EQUITIES INVESTMENT FIRM SINGLE MEMBER SA	06/11/2019
PIRAEUS SECURITIES S. A.	18/01/2021
<b>TZIRAKIAN PROFIL (CR)</b>	<b>Main Market</b>
LEON DEPOLAS SECURITIES S.A.	19/07/2021
<b>VIOHALCO SA/NV (CB)</b>	<b>Main Market</b>
ALPHA FINANCE INVESTMENT SERVICES SINGLE MEMBER SA	11/03/2008
EUROBANK EQUITIES INVESTMENT FIRM SINGLE MEMBER SA	04/03/2014
MERIT SECURITIES S.A.	17/03/2014

Underlying Asset				Derivatives Market													
Price max	Price min	Closing price	change	Delivery Month	Open price	Price max	Price min	Last price	Closing price	Last Bid	Last Ask	Fixing price*	Life high	Life low	Trades	Volume	Open Interest
<b>FTSE/Athex Large Cap</b> (Trade Unit: 1 Index Point x 2€, Cash Settlement)																	
2,981.76	2,927.62	2,981.76	1.85%	November 2023	2,934.25	2,991.00	2,934.25	2,991.00	2,991.00	---	---	---	3,094.00	---	186	849	3,050
				December 2023	2,945.50	2,979.00	2,940.00	2,979.00	2,979.00	---	---	---	2,979.00	---	27	124	214
				January 2024	---	---	---	---	2,923.50	---	---	---	2,923.00	---	---	---	40
				March 2024	---	---	---	---	2,949.50	---	---	---	---	---	---	---	---
				June 2024	---	---	---	---	2,965.50	---	---	---	---	---	---	---	---
				September 2024	---	---	---	---	2,980.25	---	---	---	---	---	---	---	---
<b>FTSE/Athex Banks</b> (Trade Unit: 1 Index Point x 15€, Cash Settlement)																	
980.45	954.16	979.20	2.62%	December 2023	979.00	990.50	979.00	990.50	990.50	---	---	---	1,024.75	---	7	38	1,800
				March 2024	---	---	---	---	961.25	---	---	---	---	---	---	---	---
				June 2024	---	---	---	---	966.50	---	---	---	---	---	---	---	---
				September 2024	---	---	---	---	971.25	---	---	---	---	---	---	---	---
<b>MSCI GREECE REBASED</b> (Trade Unit: 1 Index Point x 2€, Cash Settlement)																	
4,792.50	4,694.88	4,792.50	2.06%	November 2023	---	---	---	---	4,691.75	---	---	---	4,708.25	---	---	---	83
				December 2023	---	---	---	---	4,866.25	---	---	---	5,012.25	---	---	---	20
				January 2024	---	---	---	---	4,667.00	---	---	---	4,683.25	---	---	---	---
				February 2024	---	---	---	---	4,723.50	---	---	---	---	---	---	---	---
				March 2024	---	---	---	---	4,730.75	---	---	---	---	---	---	---	---
				April 2024	---	---	---	---	4,740.00	---	---	---	---	---	---	---	---
				June 2024	---	---	---	---	4,756.25	---	---	---	---	---	---	---	---
				September 2024	---	---	---	---	4,780.00	---	---	---	---	---	---	---	---

Derivatives notes

Fixing prices and final open positions can be retrieved from the following path <http://www.helex.gr/el/web/guest/statistics-end-of-day-derivatives>

Underlying Asset				Derivatives Market													
Price max	Price min	Closing price	change	Delivery Month	Open price	Price max	Price min	Last price	Closing price	Last Bid	Last Ask	Fixing price*	Life high	Life low	Trades	Volume	Open Interest
<b>ADMIE (IPTO) HOLDING S.A. (CR)</b>				(Contract Size: 100 Securities, Physical Delivery)													
2.06	2.015	2.06	2.49%	December 2023	2.06	2.07	2.05	2.06	2.06	---	---	---	2.42	---	34	253	22,446
				March 2024	---	---	---	---	2.03	---	---	---	---	---	---	---	---
				June 2024	---	---	---	---	2.04	---	---	---	---	---	---	---	---
				September 2024	---	---	---	---	2.05	---	---	---	---	---	---	---	---
<b>AEGEAN AIRLINES (CR)</b>				(Contract Size: 100 Securities, Physical Delivery)													
10.92	10.28	10.88	5.84%	December 2023	10.47	10.92	10.45	10.92	10.92	---	---	---	13.64	---	65	225	4,897
				March 2024	---	---	---	---	10.36	---	---	---	---	---	---	---	---
				June 2024	---	---	---	---	10.41	---	---	---	---	---	---	---	---
				September 2024	---	---	---	---	10.47	---	---	---	---	---	---	---	---
<b>ALPHA SERVICES HOLD (CR)</b>				(Contract Size: 100 Securities, Physical Delivery)													
1.453	1.42	1.453	3.79%	December 2023	1.44	1.47	1.44	1.47	1.47	---	---	---	1.65	---	305	14,630	197,799
				March 2024	---	---	---	---	1.41	---	---	---	---	---	---	---	---
				June 2024	---	---	---	---	1.42	---	---	---	1.30	---	---	---	3
				September 2024	---	---	---	---	1.43	---	---	---	---	---	---	---	---
<b>AUTOHELLAS SA (CR)</b>				(Contract Size: 100 Securities, Physical Delivery)													
12.92	12.76	12.88	0.94%	December 2023	12.95	12.95	12.95	12.95	12.95	---	---	---	14.22	---	1	5	73
				March 2024	---	---	---	---	12.86	---	---	---	---	---	---	---	---
				June 2024	---	---	---	---	12.93	---	---	---	---	---	---	---	---
				September 2024	---	---	---	---	12.99	---	---	---	---	---	---	---	---
<b>AVAX S.A. (CR)</b>				(Contract Size: 100 Securities, Physical Delivery)													
1.39	1.352	1.378	2.84%	December 2023	1.39	1.40	1.37	1.40	1.40	---	---	---	1.49	---	21	27	1,524
				March 2024	---	---	---	---	1.35	---	---	---	---	---	---	---	---
				June 2024	---	---	---	---	1.36	---	---	---	---	---	---	---	---
				September 2024	---	---	---	---	1.36	---	---	---	---	---	---	---	---
<b>CC HBC AG (CR)</b>				(Contract Size: 100 Securities, Physical Delivery)													
24.86	24.34	24.34	-0.82%	December 2023	24.60	24.72	24.42	24.48	24.48	---	---	---	27.19	---	21	59	439
				March 2024	---	---	---	---	24.72	---	---	---	---	---	---	---	---
				June 2024	---	---	---	---	24.86	---	---	---	---	---	---	---	---
				September 2024	---	---	---	---	24.98	---	---	---	---	---	---	---	---
<b>CENERGY HOLDINGS (CB)</b>				(Contract Size: 100 Securities, Physical Delivery)													
6.6	6.4	6.6	2.80%	December 2023	6.47	6.59	6.42	6.59	6.59	---	---	---	7.22	---	36	207	5,198
				March 2024	---	---	---	---	6.47	---	---	---	---	---	---	---	---
				June 2024	---	---	---	---	6.50	---	---	---	---	---	---	---	---
				September 2024	---	---	---	---	6.54	---	---	---	---	---	---	---	---

Derivatives notes

Fixing prices and final open positions can be retrieved from the following path <http://www.helex.gr/el/web/guest/statistics-end-of-day-derivatives>

Underlying Asset				Derivatives Market													
Price max	Price min	Closing price	change	Delivery Month	Open price	Price max	Price min	Last price	Closing price	Last Bid	Last Ask	Fixing price*	Life high	Life low	Trades	Volume	Open Interest
<b>ELLAKTOR (CR)</b>				(Contract Size: 100 Securities, Physical Delivery)													
1.948	1.902	1.948	4.17%	December 2023	1.93	1.96	1.93	1.96	1.96	---	---	---	2.31	---	23	89	918
				March 2024	---	---	---	---	1.88	---	---	---	---	---	---	---	---
				June 2024	---	---	---	---	1.89	---	---	---	---	---	---	---	---
				September 2024	---	---	---	---	1.90	---	---	---	---	---	---	---	---
<b>ELVALHALCOR (CR)</b>				(Contract Size: 100 Securities, Physical Delivery)													
1.74	1.67	1.74	3.94%	December 2023	1.69	1.75	1.69	1.75	1.75	---	---	---	2.09	---	12	25	1,194
				March 2024	---	---	---	---	1.69	---	---	---	---	---	---	---	---
				June 2024	---	---	---	---	1.70	---	---	---	---	---	---	---	---
				September 2024	---	---	---	---	1.70	---	---	---	---	---	---	---	---
<b>EUROBANK HOLDINGS (CR)</b>				(Contract Size: 100 Securities, Physical Delivery)													
1.5325	1.511	1.52	0.33%	December 2023	1.54	1.55	1.52	1.54	1.54	---	---	---	1.60	---	130	3,421	31,425
				March 2024	---	---	---	---	1.53	---	---	---	---	---	---	---	---
				June 2024	---	---	---	---	1.53	---	---	---	---	---	---	---	---
				September 2024	---	---	---	---	1.54	---	---	---	---	---	---	---	---
<b>EYDAP S.A. (CR)</b>				(Contract Size: 100 Securities, Physical Delivery)													
5.7	5.56	5.7	0.88%	December 2023	5.67	5.70	5.67	5.70	5.70	---	---	---	6.52	---	4	9	2,405
				March 2024	---	---	---	---	5.69	---	---	---	---	---	---	---	---
				June 2024	---	---	---	---	5.72	---	---	---	---	---	---	---	---
				September 2024	---	---	---	---	5.75	---	---	---	---	---	---	---	---
<b>FOURLIS (CR)</b>				(Contract Size: 100 Securities, Physical Delivery)													
4.26	4.17	4.26	3.02%	December 2023	4.25	4.28	4.20	4.24	4.24	---	---	---	4.65	---	45	124	704
				March 2024	---	---	---	---	4.17	---	---	---	---	---	---	---	---
				June 2024	---	---	---	---	4.19	---	---	---	---	---	---	---	---
				September 2024	---	---	---	---	4.21	---	---	---	---	---	---	---	---
<b>GEK TERNA (CR)</b>				(Contract Size: 100 Securities, Physical Delivery)													
13.34	13.04	13.34	1.83%	December 2023	13.26	13.33	13.21	13.33	13.33	---	---	---	13.71	---	12	72	6,028
				March 2024	---	---	---	---	13.20	---	---	---	---	---	---	---	---
				June 2024	---	---	---	---	13.27	---	---	---	---	---	---	---	---
				September 2024	---	---	---	---	13.34	---	---	---	---	---	---	---	---
<b>HELLENIC EXCHANGES-A.S.E. (CR)</b>				(Contract Size: 100 Securities, Physical Delivery)													
4.97	4.85	4.945	2.59%	December 2023	4.90	5.01	4.90	4.97	4.97	---	---	---	5.13	---	54	324	8,663
				March 2024	---	---	---	---	4.86	---	---	---	---	---	---	---	---
				June 2024	---	---	---	---	4.88	---	---	---	---	---	---	---	---
				September 2024	---	---	---	---	4.91	---	---	---	---	---	---	---	---

Derivatives notes

Fixing prices and final open positions can be retrieved from the following path <http://www.helex.gr/el/web/guest/statistics-end-of-day-derivatives>

Underlying Asset				Derivatives Market													
Price max	Price min	Closing price	change	Delivery Month	Open price	Price max	Price min	Last price	Closing price	Last Bid	Last Ask	Fixing price*	Life high	Life low	Trades	Volume	Open Interest
<b>HELLENiQ ENERGY (CR)</b>																	
(Contract Size: 100 Securities, Physical Delivery)																	
7.5	7.34	7.43	1.78%	December 2023	7.30	7.48	7.30	7.37	7.37	---	---	---	7.93	---	30	102	1,523
---	---	---	---	March 2024	---	---	---	---	7.35	---	---	---	---	---	---	---	---
---	---	---	---	June 2024	---	---	---	---	7.39	---	---	---	---	---	---	---	---
---	---	---	---	September 2024	---	---	---	---	7.43	---	---	---	---	---	---	---	---
<b>INTRACOM HOLDINGS (CR)</b>																	
(Contract Size: 100 Securities, Physical Delivery)																	
2.205	2.105	2.145	1.90%	December 2023	2.14	2.22	2.12	2.19	2.19	---	---	---	2.34	---	67	343	4,655
---	---	---	---	March 2024	---	---	---	---	2.12	---	---	---	---	---	---	---	---
---	---	---	---	June 2024	---	---	---	---	2.13	---	---	---	---	---	---	---	---
---	---	---	---	September 2024	---	---	---	---	2.14	---	---	---	---	---	---	---	---
<b>INTRAKAT (CR)</b>																	
(Contract Size: 100 Securities, Physical Delivery)																	
3.31	3.15	3.31	5.08%	December 2023	3.20	3.35	3.20	3.35	3.35	---	---	---	3.35	---	158	1,829	5,726
---	---	---	---	March 2024	---	---	---	---	3.17	---	---	---	---	---	---	---	---
---	---	---	---	June 2024	---	---	---	---	3.19	---	---	---	---	---	---	---	---
---	---	---	---	September 2024	---	---	---	---	3.21	---	---	---	---	---	---	---	---
<b>JUMBO SA (CR)</b>																	
(Contract Size: 100 Securities, Physical Delivery)																	
25.5	24.72	25.5	3.16%	December 2023	23.64	24.28	23.64	24.28	24.28	---	---	---	28.13	---	52	154	671
---	---	---	---	March 2024	---	---	---	---	24.91	---	---	---	---	---	---	---	---
---	---	---	---	June 2024	---	---	---	---	25.04	---	---	---	---	---	---	---	---
---	---	---	---	September 2024	---	---	---	---	25.16	---	---	---	---	---	---	---	---
<b>LAMDA DEVELOPMENT SA (CR)</b>																	
(Contract Size: 100 Securities, Physical Delivery)																	
6.39	6.08	6.39	5.01%	December 2023	6.14	6.38	6.14	6.38	6.38	---	---	---	6.77	---	35	92	5,857
---	---	---	---	March 2024	---	---	---	---	6.13	---	---	---	---	---	---	---	---
---	---	---	---	June 2024	---	---	---	---	6.16	---	---	---	---	---	---	---	---
---	---	---	---	September 2024	---	---	---	---	6.19	---	---	---	---	---	---	---	---
<b>MIG (CR)</b>																	
(Contract Size: 100 Securities, Physical Delivery)																	
3.82	3.65	3.82	4.37%	December 2023	---	---	---	---	3.61	---	---	---	4.70	---	---	---	52
---	---	---	---	March 2024	---	---	---	---	3.69	---	---	---	---	---	---	---	---
---	---	---	---	June 2024	---	---	---	---	3.71	---	---	---	---	---	---	---	---
---	---	---	---	September 2024	---	---	---	---	3.73	---	---	---	---	---	---	---	---
<b>MOTOR OIL (CR)</b>																	
(Contract Size: 100 Securities, Physical Delivery)																	
23.42	22.66	23.42	4.55%	December 2023	23.00	23.79	23.00	23.48	23.48	---	---	---	24.10	---	8	30	1,132
---	---	---	---	March 2024	---	---	---	---	22.57	---	---	---	---	---	---	---	---
---	---	---	---	June 2024	---	---	---	---	22.69	---	---	---	---	---	---	---	---
---	---	---	---	September 2024	---	---	---	---	22.80	---	---	---	---	---	---	---	---

Derivatives notes

Fixing prices and final open positions can be retrieved from the following path <http://www.helex.gr/el/web/guest/statistics-end-of-day-derivatives>



Underlying Asset				Derivatives Market													
Price max	Price min	Closing price	change	Delivery Month	Open price	Price max	Price min	Last price	Closing price	Last Bid	Last Ask	Fixing price*	Life high	Life low	Trades	Volume	Open Interest
<b>MYTILINEOS (CR)</b>				(Contract Size: 100 Securities, Physical Delivery)													
36.44	35.58	36.26	2.14%	December 2023	35.79	36.47	35.79	36.40	36.40	---	---	---	38.12	---	82	197	3,100
				March 2024	---	---	---	---	35.77	---	---	---	---	---	---	---	---
				June 2024	---	---	---	---	35.96	---	---	---	---	---	---	---	---
				September 2024	---	---	---	---	36.14	---	---	---	---	---	---	---	---
<b>NATIONAL BANK (CR)</b>				(Contract Size: 100 Securities, Physical Delivery)													
5.548	5.362	5.532	3.13%	December 2023	5.44	5.59	5.42	5.58	5.58	---	---	---	6.43	---	184	1,746	21,167
				March 2024	---	---	---	---	5.40	---	---	---	---	---	---	---	---
				June 2024	---	---	---	---	5.43	---	---	---	---	---	---	---	---
				September 2024	---	---	---	---	5.46	---	---	---	---	---	---	---	---
<b>OPAP (CR)</b>				(Contract Size: 100 Securities, Physical Delivery)													
15.51	15.2	15.51	-3.55%	December 2023	15.25	15.60	15.25	15.60	15.60	---	---	---	16.20	---	80	293	1,893
				March 2024	---	---	---	---	16.20	---	---	---	---	---	---	---	---
				June 2024	---	---	---	---	16.29	---	---	---	---	---	---	---	---
				September 2024	---	---	---	---	16.37	---	---	---	---	---	---	---	---
<b>OTE (CR)</b>				(Contract Size: 100 Securities, Physical Delivery)													
13.85	13.28	13.71	3.24%	December 2023	13.48	13.91	13.41	13.80	13.80	---	---	---	14.02	---	110	1,201	5,721
				March 2024	---	---	---	---	13.38	---	---	---	---	---	---	---	---
				June 2024	---	---	---	---	13.45	---	---	---	---	---	---	---	---
				September 2024	---	---	---	---	13.52	---	---	---	---	---	---	---	---
<b>P.P.A. S.A. (CR)</b>				(Contract Size: 100 Securities, Physical Delivery)													
21.4	21.1	21.35	0.95%	December 2023	---	---	---	---	21.41	---	---	---	22.35	---	---	---	207
				March 2024	---	---	---	---	21.31	---	---	---	---	---	---	---	---
				June 2024	---	---	---	---	21.42	---	---	---	---	---	---	---	---
				September 2024	---	---	---	---	21.53	---	---	---	---	---	---	---	---
<b>PIRAEUS FINANCIAL HOLD (CR)</b>				(Contract Size: 100 Securities, Physical Delivery)													
2.928	2.828	2.92	4.59%	December 2023	2.85	2.96	2.84	2.96	2.96	---	---	---	3.36	---	561	11,466	77,273
				March 2024	---	---	---	---	2.81	---	---	---	---	---	---	---	---
				June 2024	---	---	---	---	2.83	---	---	---	---	---	---	---	---
				September 2024	---	---	---	---	2.84	---	---	---	---	---	---	---	---
<b>PPC (CR)</b>				(Contract Size: 100 Securities, Physical Delivery)													
9.8	9.62	9.8	2.08%	December 2023	9.71	9.86	9.71	9.86	9.86	---	---	---	10.69	---	175	1,437	20,733
				March 2024	---	---	---	---	9.67	---	---	---	---	---	---	---	---
				June 2024	---	---	---	---	9.72	---	---	---	---	---	---	---	---
				September 2024	---	---	---	---	9.77	---	---	---	---	---	---	---	---

Derivatives notes

Fixing prices and final open positions can be retrieved from the following path <http://www.helex.gr/el/web/guest/statistics-end-of-day-derivatives>

Underlying Asset				Derivatives Market													
Price max	Price min	Closing price	change	Delivery Month	Open price	Price max	Price min	Last price	Closing price	Last Bid	Last Ask	Fixing price*	Life high	Life low	Trades	Volume	Open Interest
<b>QUEST HOLDINGS (CR)</b>				(Contract Size: 100 Securities, Physical Delivery)													
5.35	5.17	5.29	0.38%	December 2023	5.29	5.29	5.29	5.29	5.29	---	---	---	6.25	---	4	6	109
				March 2024	---	---	---	---	5.31	---	---	---	---	---	---	---	---
				June 2024	---	---	---	---	5.34	---	---	---	---	---	---	---	---
				September 2024	---	---	---	---	5.36	---	---	---	---	---	---	---	---
<b>TERNA ENERGY (CR)</b>				(Contract Size: 100 Securities, Physical Delivery)													
14.88	14.5	14.88	3.55%	December 2023	14.65	14.95	14.65	14.94	14.94	---	---	---	17.23	---	91	200	15,077
				March 2024	---	---	---	---	14.48	---	---	---	---	---	---	---	---
				June 2024	---	---	---	---	14.56	---	---	---	---	---	---	---	---
				September 2024	---	---	---	---	14.63	---	---	---	---	---	---	---	---
<b>TITAN CEMENT (CB)</b>				(Contract Size: 100 Securities, Physical Delivery)													
18.4	17.92	18.2	1.56%	December 2023	18.30	18.40	18.30	18.40	18.40	---	---	---	18.40	---	2	2	992
				March 2024	---	---	---	---	18.05	---	---	---	---	---	---	---	---
				June 2024	---	---	---	---	18.15	---	---	---	---	---	---	---	---
				September 2024	---	---	---	---	18.24	---	---	---	---	---	---	---	---
<b>VIOHALCO SA/NV (CB)</b>				(Contract Size: 100 Securities, Physical Delivery)													
5.09	4.97	5.08	1.80%	December 2023	5.03	5.12	5.00	5.12	5.12	---	---	---	6.66	---	82	262	4,974
				March 2024	---	---	---	---	5.03	---	---	---	---	---	---	---	---
				June 2024	---	---	---	---	5.05	---	---	---	---	---	---	---	---
				September 2024	---	---	---	---	5.08	---	---	---	---	---	---	---	---

Derivatives notes

Fixing prices and final open positions can be retrieved from the following path <http://www.helex.gr/el/web/guest/statistics-end-of-day-derivatives>

FTSE/Athex Large Cap

(Trade Unit: 1 Index Point x 2€ - Exercise Style: European, Cash Settlement)

Call Options															Put Options																				
November 2023								December 2023							Other Months		November 2023								December 2023							Other Months		Exercise Price	
Open price	Price max	Price min	Last price	Closing price	Volume	Open Interest	Open price	Price max	Price min	Last price	Closing price	Volume	Open Interest	Volume	Open Interest	Open price	Price max	Price min	Last price	Closing price	Volume	Open Interest	Open price	Price max	Price min	Last price	Closing price	Volume	Open Interest	Volume	Open Interest				
1,975	-	-	-	-	-	-	0.00	0.00	0.00	-	941.00	-	-	-	-	-	-	-	-	-	-	-	0.00	0.00	0.00	-	0.01	-	-	-	-	1,975			
2,000	-	-	-	-	-	-	0.00	0.00	0.00	-	916.00	-	-	-	-	-	-	-	-	-	-	-	0.00	0.00	0.00	-	0.01	-	-	-	-	2,000			
2,050	-	-	-	-	-	-	0.00	0.00	0.00	-	866.00	-	-	-	-	-	-	-	-	-	-	-	0.00	0.00	0.00	-	0.01	-	-	-	-	2,050			
2,100	-	-	-	-	-	-	0.00	0.00	0.00	-	816.00	-	-	-	-	-	-	-	-	-	-	-	0.00	0.00	0.00	-	0.01	-	-	-	-	2,100			
2,150	-	-	-	-	-	-	0.00	0.00	0.00	-	766.00	-	-	-	-	-	-	-	-	-	-	-	0.00	0.00	0.00	-	0.02	-	-	-	-	2,150			
2,200	-	-	-	-	-	-	0.00	0.00	0.00	-	716.00	-	-	-	-	-	-	-	-	-	-	-	0.00	0.00	0.00	-	0.05	-	-	-	-	2,200			
2,250	-	-	-	-	-	-	0.00	0.00	0.00	-	666.00	-	-	-	-	-	-	-	-	-	-	-	0.00	0.00	0.00	-	0.11	-	-	-	-	2,250			
2,300	-	-	-	-	-	-	0.00	0.00	0.00	-	617.00	-	-	-	-	-	-	-	-	-	-	-	0.00	0.00	0.00	-	0.27	-	-	-	-	2,300			
2,350	-	-	-	-	-	-	0.00	0.00	0.00	-	567.00	-	-	-	-	-	-	-	-	-	-	-	0.00	0.00	0.00	-	0.57	-	-	-	-	2,350			
2,400	-	-	-	-	-	-	0.00	0.00	0.00	-	518.00	-	-	-	-	-	-	-	-	-	-	-	0.00	0.00	0.00	-	1.20	-	-	-	-	2,400			
2,450	0.00	0.00	0.00	-	475.00	-	0.00	0.00	0.00	-	469.00	-	-	-	-	-	0.00	0.00	0.00	-	0.02	-	0.00	0.00	0.00	-	2.20	-	-	-	-	2,450			
2,500	0.00	0.00	0.00	-	425.00	-	0.00	0.00	0.00	-	421.00	-	-	-	-	-	0.00	0.00	0.00	-	0.07	-	0.00	0.00	0.00	-	4.00	-	-	-	-	2,500			
2,550	0.00	0.00	0.00	-	375.00	-	0.00	0.00	0.00	-	374.00	-	-	-	-	-	0.00	0.00	0.00	-	0.24	-	0.00	0.00	0.00	-	6.90	-	-	-	-	2,550			
2,600	0.00	0.00	0.00	-	326.00	-	0.00	0.00	0.00	-	328.00	-	-	-	-	-	0.00	0.00	0.00	-	0.72	-	0.00	0.00	0.00	-	11.25	-	-	-	-	2,600			
2,650	0.00	0.00	0.00	-	277.00	-	0.00	0.00	0.00	-	285.00	-	-	-	-	-	0.00	0.00	0.00	-	1.90	-	0.00	0.00	0.00	-	17.50	-	-	-	-	2,650			
2,700	0.00	0.00	0.00	-	230.00	-	0.00	0.00	0.00	-	244.00	-	-	-	40	-	0.00	0.00	0.00	-	4.40	-	0.00	0.00	0.00	-	26.25	-	-	-	-	2,700			
2,750	0.00	0.00	0.00	-	185.00	-	20	0.00	0.00	0.00	-	206.00	-	-	-	20	0.00	0.00	0.00	-	9.30	-	0.00	0.00	0.00	-	38.00	-	-	-	-	2,750			
2,800	0.00	0.00	0.00	-	143.00	-	20	0.00	0.00	0.00	-	171.00	-	-	20	0.00	0.00	0.00	-	17.75	-	71	0.00	0.00	0.00	-	53.00	-	-	-	-	2,800			
2,850	0.00	0.00	0.00	-	107.00	-	22	173.00	173.00	173.00	173.00	173.00	20	40	21.25	0.00	21.25	21.25	21.25	21.25	20	1	0.00	0.00	0.00	-	72.00	-	43	-	-	2,850			
2,900	0.00	0.00	0.00	-	75.50	-	27	0.00	0.00	0.00	-	112.00	-	-	40	0.00	0.00	0.00	-	50.50	-	60	0.00	0.00	0.00	-	94.50	-	60	-	-	2,900			
2,950	80.00	80.00	80.00	80.00	80.00	1	62	108.00	118.00	100.00	118.00	118.00	22	8	0.00	80.00	0.00	-	75.50	-	40	102.00	102.00	89.50	89.50	89.50	2	80	-	-	-	2,950			
3,000	43.50	43.50	43.50	43.50	43.50	5	55	86.00	86.00	82.00	82.00	82.00	75	60	0.00	43.50	0.00	-	107.00	-	60	137.00	137.00	125.00	125.00	125.00	4	41	-	-	-	3,000			
3,050	0.00	0.00	0.00	-	20.00	-	40	0.00	0.00	0.00	-	52.50	-	-	-	0.00	0.00	0.00	-	144.00	-	20	0.00	0.00	0.00	-	184.00	-	-	-	-	3,050			
3,100	18.00	19.00	17.00	18.00	18.00	101	102	0.00	0.00	0.00	-	39.50	-	-	-	0.00	19.00	0.00	-	186.00	-	21	0.00	0.00	0.00	-	221.00	-	-	-	-	3,100			
3,150	0.00	0.00	0.00	-	6.20	-	3	0.00	0.00	0.00	-	29.00	-	-	-	0.00	0.00	0.00	-	231.00	-	40	0.00	0.00	0.00	-	261.00	-	-	-	-	3,150			
3,200	0.00	0.00	0.00	-	3.20	-	-	0.00	0.00	0.00	-	21.00	-	-	-	0.00	0.00	0.00	-	277.00	-	-	0.00	0.00	0.00	-	302.00	-	-	-	-	3,200			
3,250	0.00	0.00	0.00	-	1.50	-	-	0.00	0.00	0.00	-	15.00	-	-	-	0.00	0.00	0.00	-	326.00	-	-	0.00	0.00	0.00	-	346.00	-	-	-	-	3,250			
3,300	0.00	0.00	0.00	-	0.70	-	-	0.00	0.00	0.00	-	10.50	-	-	-	0.00	0.00	0.00	-	375.00	-	-	0.00	0.00	0.00	-	392.00	-	-	-	-	3,300			
3,350	0.00	0.00	0.00	-	0.31	-	-	0.00	0.00	0.00	-	7.20	-	-	-	0.00	0.00	0.00	-	424.00	-	-	0.00	0.00	0.00	-	438.00	-	-	-	-	3,350			
3,400	0.00	0.00	0.00	-	0.13	-	-	0.00	0.00	0.00	-	4.90	-	-	-	0.00	0.00	0.00	-	474.00	-	-	0.00	0.00	0.00	-	486.00	-	-	-	-	3,400			
3,450	0.00	0.00	0.00	-	0.05	-	-	0.00	0.00	0.00	-	3.30	-	-	-	0.00	0.00	0.00	-	524.00	-	-	0.00	0.00	0.00	-	534.00	-	-	-	-	3,450			
3,500	-	-	-	-	-	-	-	0.00	0.00	0.00	-	2.10	-	-	-	0.00	0.00	0.00	-	-	-	-	0.00	0.00	0.00	-	583.00	-	-	-	-	3,500			
Totals:						107	351							117	168	0	0							20	373							6	224	0	0
Number of Trades:						9							9	0							1							5	0						

ALPHA SERVICES HOLD (CR)

(Contract Size: 100 Securities, Exercise Style: American, Physical Delivery)

Call Options														Put Options																			
November 2023							December 2023							Other Months		November 2023							December 2023							Other Months			
Exercise Price	Open price	Price max	Price min	Last price	Closing price	Volume	Open Interest	Open price	Price max	Price min	Last price	Closing price	Volume	Open Interest	Volume	Open Interest	Open price	Price max	Price min	Last price	Closing price	Volume	Open Interest	Open price	Price max	Price min	Last price	Closing price	Volume	Open Interest	Volume	Open Interest	Exercise Price
0.750						-	-	0.000	0.000	0.000		0.652	-	-			-	-	0.000	0.000	0.000		0.002	-	-							0.008	
0.800						-	-	0.000	0.000	0.000		0.602	-	-			-	-	0.000	0.000	0.000		0.001	-	-							0.008	
0.850	0.000	0.000	0.000		0.551	-	-	0.000	0.000	0.000		0.552	-	-			0.000	0.000	0.000		0.001	-	-	0.000	0.000	0.000		0.001	-	-			0.009
0.900	0.000	0.000	0.000		0.501	-	-	0.000	0.000	0.000		0.502	-	-			0.000	0.000	0.000		0.002	-	-	0.000	0.000	0.000		0.001	-	-			0.009
0.950	0.000	0.000	0.000		0.451	-	-	0.000	0.000	0.000		0.452	-	-			0.000	0.000	0.000		0.001	-	-	0.000	0.000	0.000		0.001	-	-			0.010
1.000	0.000	0.000	0.000		0.401	-	-	0.000	0.000	0.000		0.403	-	-			0.000	0.000	0.000		0.001	-	-	0.000	0.000	0.000		0.001	-	-			0.010
1.100	0.000	0.000	0.000		0.302	-	-	0.000	0.000	0.000		0.305	-	-			0.000	0.000	0.000		0.001	-	-	0.000	0.000	0.000		0.002	-	-			0.011
1.200	0.000	0.000	0.000		0.208	-	-	0.000	0.000	0.000		0.213	-	-			0.000	0.000	0.000		0.007	-	-	0.000	0.000	0.000		0.010	-	-			0.012
1.300	0.000	0.000	0.000		0.127	-	-	0.000	0.000	0.000		0.135	-	-			0.000	0.000	0.000		0.026	-	-	0.000	0.000	0.000		0.031	-	-			0.013
1.400	0.000	0.000	0.000		0.066	-	-	0.000	0.000	0.000		0.076	-	-			0.000	0.000	0.000		0.065	-	-	0.000	0.000	0.000		0.073	-	-			0.014
1.500	0.000	0.000	0.000		0.030	-	-	0.000	0.000	0.000		0.038	-	-			0.000	0.000	0.000		0.129	-	-	0.000	0.000	0.000		0.135	-	-			0.015
1.600	0.000	0.000	0.000		0.011	-	-	0.000	0.000	0.000		0.017	-	-			0.000	0.000	0.000		0.210	-	-	0.000	0.000	0.000		0.214	-	-			0.016
1.700	0.000	0.000	0.000		0.004	-	-	0.000	0.000	0.000		0.007	-	-			0.000	0.000	0.000		0.303	-	-	0.000	0.000	0.000		0.304	-	-			0.017
1.800	0.000	0.000	0.000		0.001	-	-	0.000	0.000	0.000		0.003	-	-			0.000	0.000	0.000		0.400	-	-	0.000	0.000	0.000		0.401	-	-			0.018
1.900	0.000	0.000	0.000		0.001	-	-	0.000	0.000	0.000		0.001	-	-			0.000	0.000	0.000		0.500	-	-	0.000	0.000	0.000		0.500	-	-			0.019
2.000	0.000	0.000	0.000		0.002	-	-	0.000	0.000	0.000		0.001	-	-			0.000	0.000	0.000		0.600	-	-	0.000	0.000	0.000		0.600	-	-			0.020
2.200	0.000	0.000	0.000		0.001	-	-	0.000	0.000	0.000		0.001	-	-			0.000	0.000	0.000		0.800	-	-	0.000	0.000	0.000		0.800	-	-			0.022
2.400						-	-	0.000	0.000	0.000		0.001	-	-			-	-	0.000	0.000	0.000		1.00	-	-							0.024	
Totals:						0	0						0	0	0	0	0						0	0						0	0		
Number of Trades:						0							0	0	0			0.00						0						0	0		

NATIONAL BANK (CR)

(Contract Size: 100 Securities, Exercise Style: American, Physical Delivery)

Call Options														Put Options																						
November 2023							December 2023							Other Months		November 2023							December 2023							Other Months						
Exercise Price	Open price	Price max	Price min	Last price	Closing price	Volume	Open Interest	Open price	Price max	Price min	Last price	Closing price	Volume	Open Interest	Volume	Open Interest	Open price	Price max	Price min	Last price	Closing price	Volume	Open Interest	Open price	Price max	Price min	Last price	Closing price	Volume	Open Interest	Volume	Open Interest	Exercise Price			
2.600						-	-	0.000	0.000	0.000		2.77	-	-			-	-	0.000	0.000	0.000		0.001	-	-			0.000	0.000	0.000		0.001	-	-	0.026	
2.800						-	-	0.000	0.000	0.000		2.57	-	-			-	-	0.000	0.000	0.000		0.001	-	-			0.000	0.000	0.000		0.001	-	-	0.028	
3.000						-	-	0.000	0.000	0.000		2.37	-	-			-	-	0.000	0.000	0.000		0.001	-	-			0.000	0.000	0.000		0.001	-	-	0.030	
3.200						-	-	0.000	0.000	0.000		2.17	-	-			-	-	0.000	0.000	0.000		0.001	-	-			0.000	0.000	0.000		0.001	-	-	0.032	
3.400	0.000	0.000	0.000		1.96	-	-	0.000	0.000	0.000		1.97	-	-			0.000	0.000	0.000		0.001	-	-			0.000	0.000	0.000		0.001	-	-	0.034			
3.600	0.000	0.000	0.000		1.76	-	-	0.000	0.000	0.000		1.77	-	-			0.000	0.000	0.000		0.001	-	-			0.000	0.000	0.000		0.001	-	-	0.036			
3.800	0.000	0.000	0.000		1.56	-	-	0.000	0.000	0.000		1.57	-	-			0.000	0.000	0.000		0.001	-	-			0.000	0.000	0.000		0.001	-	-	0.038			
4.000	0.000	0.000	0.000		1.36	-	-	0.000	0.000	0.000		1.37	-	-			0.000	0.000	0.000		0.001	-	-			0.000	0.000	0.000		0.004	-	-	0.040			
4.400	0.000	0.000	0.000		0.964	-	-	0.000	0.000	0.000		0.992	-	-			0.000	0.000	0.000		0.001	-	-			0.000	0.000	0.000		0.022	-	-	0.044			
4.800	0.000	0.000	0.000		0.575	-	-	0.000	0.000	0.000		0.654	-	-			0.000	0.000	0.000		0.011	-	-			0.000	0.000	0.000		0.082	-	-	0.048			
5.200	0.000	0.000	0.000		0.252	-	4	0.000	0.000	0.000		0.386	-	-			0.000	0.000	0.000		0.087	-	-			0.000	0.000	0.000		0.214	-	-	0.052			
5.600	0.000	0.000	0.000		0.070	-	-	0.000	0.000	0.000		0.202	-	-			0.000	0.000	0.000		0.305	-	-			0.000	0.000	0.000		0.429	-	-	0.056			
6.000	0.000	0.000	0.000		0.012	-	-	0.000	0.000	0.000		0.094	-	-			0.000	0.000	0.000		0.648	-	-			0.000	0.000	0.000		0.722	-	-	0.060			
6.400	0.000	0.000	0.000		0.001	-	-	0.000	0.000	0.000		0.040	-	-			0.000	0.000	0.000		1.04	-	-			0.000	0.000	0.000		1.07	-	-	0.064			
6.800	0.000	0.000	0.000		0.001	-	-	0.000	0.000	0.000		0.015	-	-			0.000	0.000	0.000		1.44	-	-			0.000	0.000	0.000		1.45	-	-	0.068			
7.200	0.000	0.000	0.000		0.001	-	-	0.000	0.000	0.000		0.005	-	-			0.000	0.000	0.000		1.84	-	-			0.000	0.000	0.000		1.84	-	-	0.072			
7.600	0.000	0.000	0.000		0.001	-	-	0.000	0.000	0.000		0.002	-	-			0.000	0.000	0.000		2.24	-	-			0.000	0.000	0.000		2.24	-	-	0.076			
8.000	0.000	0.000	0.000		0.001	-	-	0.000	0.000	0.000		0.001	-	-			0.000	0.000	0.000		2.64	-	-			0.000	0.000	0.000		2.64	-	-	0.080			
8.400	0.000	0.000	0.000		0.001	-	-	0.000	0.000	0.000		0.001	-	-			0.000	0.000	0.000		3.04	-	-			0.000	0.000	0.000		3.04	-	-	0.084			
Totals:						0	4						0	0	0							0	0									0	623	0	0	
Number of Trades:						0							0	0									0.00									0	0			

OPAP (CR)

(Contract Size: 100 Securities, Exercise Style: American, Physical Delivery)

Call Options														Put Options																				
November 2023							December 2023							Other Months		November 2023							December 2023							Other Months				
Exercise Price	Open price	Price max	Price min	Last price	Closing price	Volume	Open Interest	Open price	Price max	Price min	Last price	Closing price	Volume	Open Interest	Volume	Open Interest	Open price	Price max	Price min	Last price	Closing price	Volume	Open Interest	Open price	Price max	Price min	Last price	Closing price	Volume	Open Interest	Volume	Open Interest	Exercise Price	
9.200						-	-	0.000	0.000	0.000		6.90	-	-																				0.092
9.600						-	-	0.000	0.000	0.000		6.50	-	-																				0.096
10.000	0.000	0.000	0.000		6.09	-	-	0.000	0.000	0.000		6.10	-	-			0.000	0.000	0.000		0.001	-	-		0.000	0.000	0.000		0.001	-	-		0.100	
11.000	0.000	0.000	0.000		5.09	-	-	0.000	0.000	0.000		5.11	-	-			0.000	0.000	0.000		0.001	-	-		0.000	0.000	0.000		0.001	-	-		0.110	
12.000	0.000	0.000	0.000		4.09	-	-	0.000	0.000	0.000		4.11	-	-			0.000	0.000	0.000		0.002	-	-		0.000	0.000	0.000		0.001	-	-		0.120	
13.000	0.000	0.000	0.000		3.09	-	-	0.000	0.000	0.000		3.12	-	-			0.000	0.000	0.000		0.001	-	-		0.000	0.000	0.000		0.005	-	-		0.130	
14.000	0.000	0.000	0.000		2.10	-	-	0.000	0.000	0.000		2.16	-	-			0.000	0.000	0.000		0.008	-	-		0.000	0.000	0.000		0.042	-	-		0.140	
15.000	0.000	0.000	0.000		1.18	-	-	0.000	0.000	0.000		1.31	-	-			0.000	0.000	0.000		0.088	-	10		0.000	0.000	0.000		0.192	-	-		0.150	
16.000	0.000	0.000	0.000		0.494	-	2	0.280	0.280	0.280	0.280	0.280	152	-			0.000	0.000	0.000		0.400	-	-		0.000	0.000	0.000		0.550	-	-		0.160	
17.000	0.000	0.000	0.000		0.141	-	-	0.000	0.000	0.000		0.279	-	-			0.000	0.000	0.000		1.05	-	-		0.000	0.000	0.000		1.16	-	-		0.170	
18.000	0.000	0.000	0.000		0.026	-	-	0.000	0.000	0.000		0.096	-	-			0.000	0.000	0.000		1.94	-	-		0.000	0.000	0.000		1.99	-	-		0.180	
19.000	0.000	0.000	0.000		0.003	-	-	0.000	0.000	0.000		0.027	-	-			0.000	0.000	0.000		2.92	-	-		0.000	0.000	0.000		2.93	-	-		0.190	
20.000	0.000	0.000	0.000		0.001	-	-	0.000	0.000	0.000		0.006	-	-			0.000	0.000	0.000		3.92	-	-		0.000	0.000	0.000		3.92	-	-		0.200	
22.000	0.000	0.000	0.000		0.001	-	-	0.000	0.000	0.000		0.001	-	-			0.000	0.000	0.000		5.92	-	-		0.000	0.000	0.000		5.92	-	-		0.220	
24.000	0.000	0.000	0.000		0.001	-	-	0.000	0.000	0.000		0.001	-	-			0.000	0.000	0.000		7.92	-	-		0.000	0.000	0.000		7.92	-	-		0.240	
Totals:						0	2						152	0	0	0						0	10						0	0	0	0	0	
Number of Trades:						0							4	0	0							0.00						0	0	0				

OTE (CR)

(Contract Size: 100 Securities, Exercise Style: American, Physical Delivery)

Call Options														Put Options																			
November 2023							December 2023							Other Months		November 2023							December 2023							Other Months		Exercise Price	
Open price	Price max	Price min	Last price	Closing price	Volume	Open Interest	Open price	Price max	Price min	Last price	Closing price	Volume	Open Interest	Volume	Open Interest	Open price	Price max	Price min	Last price	Closing price	Volume	Open Interest	Open price	Price max	Price min	Last price	Closing price	Volume	Open Interest	Volume	Open Interest		
9.200	0.000	0.000	0.000	4.09	-	-	0.000	0.000	0.000	4.10	-	-				0.000	0.000	0.000	0.001	-	-	0.000	0.000	0.000	0.001	-	-				0.092		
9.600	0.000	0.000	0.000	3.69	-	-	0.000	0.000	0.000	3.70	-	-				0.000	0.000	0.000	0.001	-	-	0.000	0.000	0.000	0.001	-	-				0.096		
10.000	0.000	0.000	0.000	3.29	-	-	0.000	0.000	0.000	3.30	-	-				0.000	0.000	0.000	0.001	-	-	0.000	0.000	0.000	0.001	-	-				0.100		
11.000	0.000	0.000	0.000	2.29	-	-	0.000	0.000	0.000	2.31	-	-				0.000	0.000	0.000	0.001	-	-	0.000	0.000	0.000	0.003	-	-				0.110		
12.000	0.000	0.000	0.000	1.29	-	-	0.000	0.000	0.000	1.36	-	-				0.000	0.000	0.000	0.002	-	-	0.000	0.000	0.000	0.052	-	-				0.120		
13.000	0.000	0.000	0.000	0.407	-	-	0.000	0.000	0.000	0.604	-	-				0.000	0.000	0.000	0.115	-	2	0.000	0.000	0.000	0.293	-	-				0.130		
14.000	0.000	0.000	0.000	0.035	-	5	0.000	0.000	0.000	0.186	-	-				0.000	0.000	0.000	0.747	-	-	0.000	0.000	0.000	0.878	-	-				0.140		
15.000	0.000	0.000	0.000	0.001	-	-	0.000	0.000	0.000	0.038	-	5				0.000	0.000	0.000	1.72	-	5	0.000	0.000	0.000	1.74	-	-				0.150		
16.000	0.000	0.000	0.000	0.001	-	-	0.000	0.000	0.000	0.005	-	-				0.000	0.000	0.000	2.72	-	-	0.000	0.000	0.000	2.72	-	-				0.160		
17.000	0.000	0.000	0.000	0.001	-	-	0.000	0.000	0.000	0.001	-	-				0.000	0.000	0.000	3.72	-	-	0.000	0.000	0.000	3.72	-	-				0.170		
18.000	0.000	0.000	0.000	0.001	-	-	0.000	0.000	0.000	0.001	-	-				0.000	0.000	0.000	4.72	-	-	0.000	0.000	0.000	4.72	-	-				0.180		
19.000	0.000	0.000	0.000	0.001	-	-	0.000	0.000	0.000	0.001	-	-				0.000	0.000	0.000	5.72	-	-	0.000	0.000	0.000	5.72	-	-				0.190		
20.000					-	-	0.000	0.000	0.000	0.001	-	-									-	-	0.000	0.000	0.000	6.72	-	-				0.200	
22.000					-	-	0.000	0.000	0.000	0.001	-	-									-	-	0.000	0.000	0.000	8.72	-	-				0.220	
Totals:					0	5					0	5	0	0							0	7										0	0
Number of Trades:					0						0		0									0.00										0	

PIRAEUS FINANCIAL HOLD (CR)

(Contract Size: 100 Securities, Exercise Style: American, Physical Delivery)

Call Options														Put Options																			
November 2023							December 2023							Other Months		November 2023							December 2023							Other Months		Exercise Price	
Open price	Price max	Price min	Last price	Closing price	Volume	Open Interest	Open price	Price max	Price min	Last price	Closing price	Volume	Open Interest	Volume	Open Interest	Open price	Price max	Price min	Last price	Closing price	Volume	Open Interest	Open price	Price max	Price min	Last price	Closing price	Volume	Open Interest	Volume	Open Interest		
0.950					-	-	0.000	0.000	0.000		1.84	-	-			-	-	0.000	0.000	0.000		0.001	-	-			-	-			0.010		
1.000					-	-	0.000	0.000	0.000		1.79	-	-			-	-	0.000	0.000	0.000		0.001	-	-			-	-			0.010		
1.100					-	-	0.000	0.000	0.000		1.69	-	-			-	-	0.000	0.000	0.000		0.001	-	-			-	-			0.011		
1.200					-	-	0.000	0.000	0.000		1.59	-	-			-	-	0.000	0.000	0.000		0.001	-	-			-	-			0.012		
1.300					-	-	0.000	0.000	0.000		1.49	-	-			-	-	0.000	0.000	0.000		0.001	-	-			-	-			0.013		
1.400					-	-	0.000	0.000	0.000		1.39	-	-			-	-	0.000	0.000	0.000		0.001	-	-			-	-			0.014		
1.500					-	-	0.000	0.000	0.000		1.29	-	-			-	-	0.000	0.000	0.000		0.001	-	-			-	-			0.015		
1.600					-	-	0.000	0.000	0.000		1.19	-	-			-	-	0.000	0.000	0.000		0.001	-	-			-	-			0.016		
1.700					-	-	0.000	0.000	0.000		1.09	-	-			-	-	0.000	0.000	0.000		0.001	-	-			-	-			0.017		
1.800	0.000	0.000	0.000		0.992	-	-	0.000	0.000	0.000		0.994	-	-			0.000	0.000	0.000		0.001	-	-			0.000	0.000	0.000		0.001	-	-	0.018
1.900	0.000	0.000	0.000		0.892	-	-	0.000	0.000	0.000		0.895	-	-			0.000	0.000	0.000		0.001	-	-			0.000	0.000	0.000		0.001	-	-	0.019
2.000	0.000	0.000	0.000		0.792	-	-	0.000	0.000	0.000		0.796	-	-			0.000	0.000	0.000		0.002	-	-			0.000	0.000	0.000		0.001	-	-	0.020
2.200	0.000	0.000	0.000		0.592	-	-	0.000	0.000	0.000		0.601	-	-			0.000	0.000	0.000		0.001	-	-			0.000	0.000	0.000		0.006	-	-	0.022
2.400	0.000	0.000	0.000		0.395	-	-	0.000	0.000	0.000		0.421	-	-			0.000	0.000	0.000		0.003	-	-			0.000	0.000	0.000		0.025	-	-	0.024
2.600	0.000	0.000	0.000		0.217	-	-	0.000	0.000	0.000		0.268	-	4			0.000	0.000	0.000		0.025	-	-			0.000	0.000	0.000		0.072	-	-	0.026
2.800	0.000	0.000	0.000		0.090	-	-	0.000	0.000	0.000		0.154	-	-			0.000	0.000	0.000		0.098	-	-			0.000	0.000	0.000		0.157	-	-	0.028
3.000	0.000	0.000	0.000		0.026	-	-	0.000	0.000	0.000		0.080	-	-			0.000	0.000	0.000		0.234	-	-			0.000	0.000	0.000		0.283	-	-	0.030
3.200	0.000	0.000	0.000		0.006	-	-	0.000	0.000	0.000		0.038	-	-			0.000	0.000	0.000		0.414	-	-			0.000	0.000	0.000		0.442	-	-	0.032
3.400	0.000	0.000	0.000		0.001	-	-	0.000	0.000	0.000		0.015	-	-			0.000	0.000	0.000		0.610	-	-			0.000	0.000	0.000		0.620	-	-	0.034
3.600	0.000	0.000	0.000		0.001	-	-	0.000	0.000	0.000		0.006	-	-			0.000	0.000	0.000		0.810	-	-			0.000	0.000	0.000		0.812	-	-	0.036
3.800	0.000	0.000	0.000		0.001	-	-	0.000	0.000	0.000		0.002	-	-			0.000	0.000	0.000		1.01	-	-			0.000	0.000	0.000		1.01	-	-	0.038
4.000	0.000	0.000	0.000		0.001	-	-	0.000	0.000	0.000		0.001	-	-			0.000	0.000	0.000		1.21	-	-			0.000	0.000	0.000		1.21	-	-	0.040
4.400	0.000	0.000	0.000		0.001	-	-	0.000	0.000	0.000		0.001	-	-			0.000	0.000	0.000		1.61	-	-			0.000	0.000	0.000		1.61	-	-	0.044
4.800	0.000	0.000	0.000		0.001	-	-	0.000	0.000	0.000		0.001	-	-			0.000	0.000	0.000		2.01	-	-			0.000	0.000	0.000		2.01	-	-	0.048
5.200					-	-	0.000	0.000	0.000		0.001	-	-			-	-	0.000	0.000	0.000		2.41	-	-			-	-			0.052		
Totals:					0	0						0	4	0	0						0	0	0	0									
Number of Trades:					0						0						0.00						0										



PPC (CR)

(Contract Size: 100 Securities, Exercise Style: American, Physical Delivery)

Call Options														Put Options																		
November 2023							December 2023							Other Months		November 2023							December 2023							Other Months		Exercise Price
Open price	Price max	Price min	Last price	Closing price	Volume	Open Interest	Open price	Price max	Price min	Last price	Closing price	Volume	Open Interest	Volume	Open Interest	Open price	Price max	Price min	Last price	Closing price	Volume	Open Interest	Open price	Price max	Price min	Last price	Closing price	Volume	Open Interest	Volume	Open Interest	
4.400					-	-	0.000	0.000	0.000		5.21	-	-			-	-	0.000	0.000	0.000		0.001	-	-			-	-			0.044	
4.800					-	-	0.000	0.000	0.000		4.81	-	-			-	-	0.000	0.000	0.000		0.001	-	-			-	-			0.048	
5.200					-	-	0.000	0.000	0.000		4.41	-	-			-	-	0.000	0.000	0.000		0.001	-	-			-	-			0.052	
5.600					-	-	0.000	0.000	0.000		4.01	-	-			-	-	0.000	0.000	0.000		0.001	-	-			-	-			0.056	
6.000					-	-	0.000	0.000	0.000		3.61	-	-			-	-	0.000	0.000	0.000		0.001	-	-			-	-			0.060	
6.400					-	-	0.000	0.000	0.000		3.22	-	-			-	-	0.000	0.000	0.000		0.001	-	-			-	-			0.064	
6.800	0.000	0.000	0.000		2.81	-	-	0.000	0.000	0.000		2.82	-	-		0.000	0.000	0.000		0.001	-	-		0.000	0.000	0.000		0.001	-	-		0.068
7.200	0.000	0.000	0.000		2.41	-	-	0.000	0.000	0.000		2.42	-	-		0.000	0.000	0.000		0.001	-	-		0.000	0.000	0.000		0.004	-	-		0.072
7.600	0.000	0.000	0.000		2.01	-	-	0.000	0.000	0.000		2.03	-	-		0.000	0.000	0.000		0.001	-	-		0.000	0.000	0.000		0.013	-	-		0.076
8.000	0.000	0.000	0.000		1.61	-	-	0.000	0.000	0.000		1.65	-	-		0.000	0.000	0.000		0.001	-	-		0.000	0.000	0.000		0.035	-	-		0.080
8.400	0.000	0.000	0.000		1.22	-	-	0.000	0.000	0.000		1.30	-	-		0.000	0.000	0.000		0.009	-	-		0.000	0.000	0.000		0.083	-	-		0.084
8.800	0.000	0.000	0.000		0.847	-	-	0.000	0.000	0.000		0.987	-	-		0.000	0.000	0.000		0.040	-	20		0.000	0.000	0.000		0.166	-	-		0.088
9.200	0.000	0.000	0.000		0.528	-	-	0.000	0.000	0.000		0.716	-	-		0.000	0.000	0.000		0.120	-	25		0.000	0.000	0.000		0.294	-	-		0.092
9.600	0.000	0.000	0.000		0.288	-	2	0.000	0.000	0.000		0.494	-	4		0.000	0.000	0.000		0.280	-	-		0.000	0.000	0.000		0.472	-	-		0.096
10.000	0.000	0.000	0.000		0.136	-	10	0.000	0.000	0.000		0.329	-	4		0.000	0.000	0.000		0.528	-	-		0.000	0.000	0.000		0.707	-	-		0.100
11.000	0.000	0.000	0.000		0.010	-	-	0.000	0.000	0.000		0.097	-	-		0.000	0.000	0.000		1.41	-	-		0.000	0.000	0.000		1.48	-	-		0.110
12.000	0.000	0.000	0.000		0.001	-	-	0.000	0.000	0.000		0.022	-	-		0.000	0.000	0.000		2.40	-	-		0.000	0.000	0.000		2.41	-	-		0.120
13.000	0.000	0.000	0.000		0.001	-	-	0.000	0.000	0.000		0.004	-	-		0.000	0.000	0.000		3.40	-	-		0.000	0.000	0.000		3.40	-	-		0.130
14.000	0.000	0.000	0.000		0.001	-	-	0.000	0.000	0.000		0.001	-	-		0.000	0.000	0.000		4.40	-	-		0.000	0.000	0.000		4.40	-	-		0.140
15.000	0.000	0.000	0.000		0.001	-	-	0.000	0.000	0.000		0.001	-	-		0.000	0.000	0.000		5.40	-	-		0.000	0.000	0.000		5.40	-	-		0.150
16.000					-	-	0.000	0.000	0.000		0.001	-	-			-	-	0.000	0.000	0.000		6.40	-	-			-	-			0.160	
Totals:					0	12						0	8		0	0					0	45						0	0		0	0
Number of Trades:					0							0			0							0.00						0			0	

Lending Products	Underlying Title	Multilateral Transactions[1]					Bilateral Transactions[2]		Stock Borrowing through OTC (volume)[3]
		Open Interest[5]	Volume(Offered)	Average Weighted	Transactions volume	Average Weighted	Transactions Volume	Average Weighted	Transactions Volume
ADMIEBOR	ADMIE (IPTO) HOLDING S.A. (CR)	---	---	---	1,000	4.88%	---	---	188,669
AEGNBOR	AEGEAN AIRLINES (CR)	600	---	---	---	---	---	---	171,037
ALPHABOR	ALPHA SERVICES HOLD (CR)	123,070	---	---	---	---	---	---	57,316,132
OTOELBOR	AUTOHELLAS SA (CR)	2,000	---	---	---	---	---	---	125,839
AVAXBOR	AVAX S.A. (CR)	---	---	---	---	---	---	---	---
EEEBOR	CC HBC AG (CR)	7,947	---	---	---	---	---	---	47,768
CENERBOR	CENERGY HOLDINGS (CB)	790	---	---	---	---	---	---	81,440
ELLAKTORBOR	ELLAKTOR (CR)	7,681	---	---	---	---	---	---	50,582
ELHABOR	ELVALHALCOR (CR)	1,278	---	---	---	---	---	---	66,887
EUROBBOR	EUROBANK HOLDINGS (CR)	15,000	---	---	---	---	---	---	34,120,608
EYDAPBOR	EYDAP S.A. (CR)	845	---	---	---	---	---	---	228,712
FFGRPBOR	FOLLI FOLLIE (CR)	---	---	---	---	---	---	---	886,279
FOYRKBOR	FOURLIS (CR)	230	---	---	---	---	---	---	11,123
GEKTERNABOR	GEK TERNA (CR)	---	---	---	---	---	---	---	3,698
SARBOR	GR. SARANTIS S.A. (CR)	1,949	---	---	---	---	---	---	28,100
EXAEBOR	HELLENIC EXCHANGES-A.S.E. (CR)	4,200	---	---	---	---	---	---	167,047
ELPEBOR	HELLENIQ ENERGY (CR)	200	---	---	---	---	---	---	269,936
INTRKBOR	INTRACOM HOLDINGS (CR)	---	---	---	---	---	---	---	---
INKATBOR	INTRAKAT (CR)	---	---	---	---	---	---	---	---
BELABOR	JUMBO SA (CR)	2,575	---	---	---	---	---	---	196,303
LAMDABOR	LAMDA DEVELOPMENT SA (CR)	400	---	---	---	---	---	---	555,037
MIGBOR	MIG (CR)	1,921	---	---	---	---	---	---	40,179
MOHBOR	MOTOR OIL (CR)	24,696	---	---	---	---	---	---	465,844
MYTILBOR	MYTILINEOS (CR)	2,761	---	---	---	---	---	---	124,528
ETEBOR	NATIONAL BANK (CR)	---	---	---	---	---	---	---	10,285,854
OPAPBOR	OPAP (CR)	2,400	---	---	2,000	4.88%	---	---	1,564,608
HTOBOR	OTE (CR)	1,750	---	---	---	---	---	---	1,696,326
PPABOR	P.P.A. S.A. (CR)	500	---	---	---	---	---	---	67,791
TPEIRBOR	PIRAEUS FINANCIAL HOLD (CR)	5,000	---	---	---	---	---	---	1,371,061
PPCBOR	PPC (CR)	2,000	---	---	---	---	---	---	1,278,881
QUALBOR	QUALITY & RELIABILITY SA (CR)	---	---	---	---	---	---	---	---

## Stock Lending Notes

[1] - Multilateral contracts Lending or Borrowing as per Methods 8-1, 8-2 and 8-3-3 (According to ATHEX BoD Resolution No.17)

[2] - Bilateral Contracts Lending or Borrowing as per Methods 8-3-1 and 8-3-2 (According to ATHEX BoD Resolution No.20 )

[3] - The information concerning OTC Stock Borrowing Transactions is based on the statements of the Dematerialised Securities System (DSS) operators involved and refers to volumes that have been registered up until the previous working day.

[4] - Average Price (Volume weighted)

[5] - The Data concerning Open Interest before the start of trading session

Lending Products	Underlying Title	Open Interest[5]	Multilateral Transactions[1]				Bilateral Transactions[2]		Stock Borrowing through OTC (volume)[3]	
			Volume(Offered)	Average Weighted	Transactions volume	Average Weighted	Transactions Volume	Average Weighted	Transactions Volume	Transactions Volume
QUESTBOR	QUEST HOLDINGS (CR)	359	---	---	---	---	---	---	46,564	
TENERGYBOR	TERNA ENERGY (CR)	450	---	---	---	---	---	---	291,600	
TITCBOR	TITAN CEMENT (CB)	2,368	---	---	---	---	---	---	231,320	
VIOBOR	VIOHALCO SA/NV (CB)	744	---	---	---	---	---	---	---	

## Stock Lending Notes

[1] - Multilateral contracts Lending or Borrowing as per Methods 8-1, 8-2 and 8-3-3 (According to ATHEX BoD Resolution No.17)

[2] - Bilateral Contracts Lending or Borrowing as per Methods 8-3-1 and 8-3-2 (According to ATHEX BoD Resolution No.20 )

[3] - The information concerning OTC Stock Borrowing Transactions is based on the statements of the Dematerialised Securities System (DSS) operators involved and refers to volumes that have been registered up until the previous working day.

[4] - Average Price (Volume weighted)

[5] - The Data concerning Open Interest before the start of trading session

## Sectors codification for listed companies

12003-	ETF	10101010	Computer Services
10101015	Software	10102030	Computer Hardware
15101010	Telecommunications Equipment	15102015	Telecommunications Services
20101010	Health Care Facilities	20101025	Health Care Services
20102010	Medical Equipment	20103015	Pharmaceuticals
30101010	Banks	30202000	Diversified Financial Services
30202010	Asset Managers & Custodians	30202015	Investment Services
30204000	Closed End Investments	30302010	Full Line Insurance
30302015	Insurance Brokers	30302025	Property and Casualty Insurance
35101010	Real Estate Holding and Development	35101015	Real Estate Services
35102000	Diversified REITs	35102030	Office REITs
40201040	Rental & Leasing Services: Consumer	40202010	Home Construction
40202015	Household Furnishings	40202020	Household Appliance
40203040	Electronic Entertainment	40204020	Clothing & Accessories
40301010	Entertainment	40301030	Publishing
40301035	Radio & TV Broadcasters	40401010	Diversified Retailers
40401020	Apparel Retailers	40401025	Home Improvement Retailers
40401030	Specialty Retailers	40501010	Airlines
40501015	Travel & Tourism	40501020	Casinos & Gambling
40501025	Hotels & Motels	45101015	Distillers & Vintners
45101020	Soft Drinks	45102010	Farming Fishing Ranching & Plantations
45102020	Food Products	45103010	Tobacco
45201010	Food Retailers & Wholesalers	45201020	Personal Products
50101010	Construction	50101020	Building Roof/Wallboard and Plumbing
50101030	Cement	50101035	Building Materials: Other
50202010	Electrical Components	50203000	Diversified Industrials
50203015	Plastics	50203030	Containers & Packaging
50204000	Machinery: Industrial	50204020	Machinery: Construction & Handling
50205010	Industrial Suppliers	50205020	Back Office Support HR & Consulting
50205030	Forms & Bulk Printing Services	50206015	Commercial Vehicles & Parts
50206030	Marine Transportation	50206060	Transportation Services
55101000	Diversified Materials	55101020	Textile Products
55102000	General Mining	55102010	Iron & Steel
55102015	Metal Fabricating	55102035	Aluminum
60101020	Oil Refining and Marketing	65101010	Alternative Electricity
65101015	Conventional Electricity	65102030	Water



**ATHEX**  
Athens Stock Exchange

Λεωφ. Αθηνών 110 104 42 Αθήνα  
110, Athinon Ave. GR 104 42 Athens  
tel. (+30)210-33.66.800, fax (+30)210-33.66.101  
[www.athexgroup.gr](http://www.athexgroup.gr)