


23

Ημερήσιο Δελτίο
Συναλλακτικής Δραστηριότητας

Daily Official List
of Trading Activity

Monday, 30 October, 2023

Year: 144 Trading Day No: 207



ATHEXGROUP
Athens Exchange Group

Disclaimer:

Hellenic Exchanges-Athens Stock Exchange S.A endeavours to ensure that the data and other material ("Information") presented on the Daily Official List are accurate and complete, but it is not liable for any errors or omissions of data or /and for the accuracy, credibility, updating and completeness of the aforesaid information nor it has any liability arising directly or indirectly from the use of the above Information.

The Company is not liable for the accuracy of the data included in listed companies' announcements. Only the sender of such an announcement is fully and solely liable for any infringement of third party's rights from the content of such announcement. All contents of the Daily Official List are provided only for information purposes and do not constitute investment advice or solicitation to invest in securities or other products listed for trading on the Exchange.

You acknowledge and agree that the Company is the owner of any property rights related to any Information appearing on the Daily Official List including intellectual property rights copyright, trademarks, etc.

The above data are a property of the Hellenic Exchanges-Athens Exchange and are copyright protected. Users are forbidden to reproduce, modify, copy, sale, transmit or redistribute, by all reproduction means and methods, part or the whole of the above data, without reference to their source.

The commercial exploitation of these data is, also, forbidden by third parties. Hellenic Exchanges-Athens Exchange does not carry any responsibility, direct or indirect, derived from usage or accidental alteration of the above data when used by third parties.

Hellenic Exchanges – Athens Stock Exchange S.A.

110 Athinon Ave., 10442 Athens, Tel: (210) 33.66.800, Fax: (210) 32.13.938

www.athexgroup.gr

Thessalonica Stock Exchange Center (T.S.E.C)

16-18 Katouni Str., Thessalonica 546 25 Tel: (2310) 567.667, Fax: (2310) 530.545

Athex Members Guarantee Fund

14-16 Fidiou Str., Athens 106 78, Tel: (210) 33.04.682, Fax: (210) 33.04.155

Hellenic Republic Capital Market Commission

1 Kolokotroni Str. & 1 Stadiou Str., Athens 10562 Tel: (210) 33.77.100 Fax: (210) 33.77.173

Table of Contents

Section 1: Statistical Figures of Securities, Derivatives and Lending

Summary of Markets

Athex Indices

Analytic Figures for Athex Market's Boards and Categories

Trading Details by Athex Sectors and Financial Instruments (ETFs)

Top 10 best & worst performing Shares

Derivatives Summary

Section 2: Analytic Figures of Shares Transactions

Analytic Figures of Shares Transactions

Shares' Notes

Section 3: Figures of Securities Transactions

Securities Blocks Details

Shares Rights Details

Stock Borrowing

Forced Sales Details

Forced Sales Registered Shares

Exchange Traded Funds (ETFs) Characteristics

Section 5: Bonds traded in Fixed Income Assets Market

Convertible Corporate Bonds - Regulated Market

Non Convertible Corporate Bonds - Regulated Market

Government Bonds

Treasury Bills & Zero Coupon Government Bonds

Government Bonds Traded with the Open Outcry Method

State Banks Bonds

Section 6: Additional Infos

Athex & ATHEXClear Members List

List of Stocks under Market Making operations

Section 7: Derivatives Market Analytic Figures

Index Futures

Stock Futures

Index Options

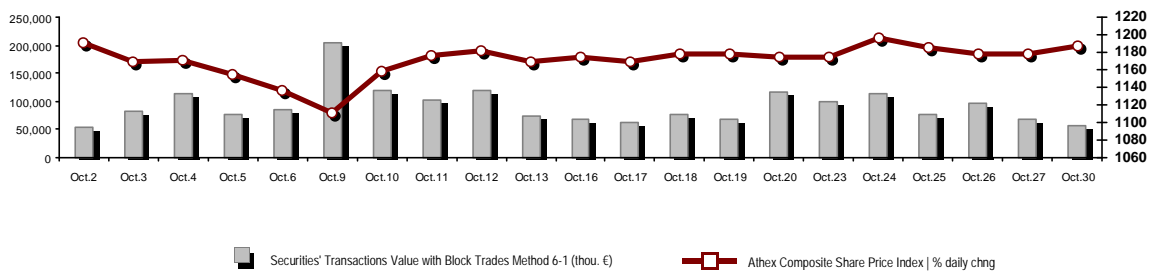
Stock Options

Stock Lending Analytic Figures

Appendix A: Sectors codification for listed companies

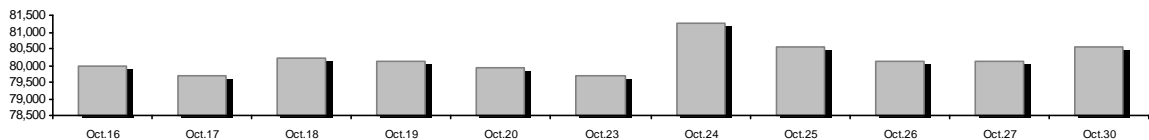
Summary of Markets

Athex Composite Share Price Index vs Shares and Derivatives Transactions Value

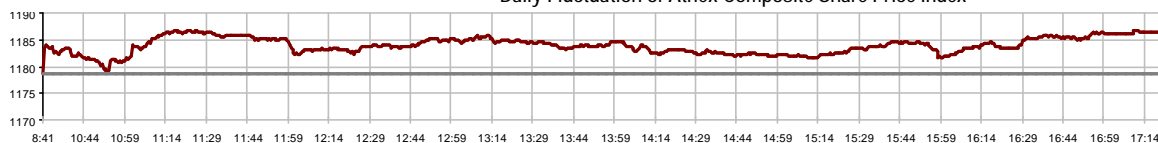


Athex Capitalisation (mill. €) **:	80,558.71		Derivatives Total Open Interest	445,807
Daily change: mill. € %	420.40	0.52%	in Index Futures % daily chng	5,186 -0.77%
Yearly Avg Capitalisation: mill. € % chng prev year Avg	79,400.23	25.91%	in Stock Futures % daily chng	438,815 1.84%
Athex Composite Share Price Index % daily chng	1,186.38	0.64%	in Index Options % daily chng	1,081 4.24%
Athex Composite Share Price Index Capitalisation (mill. €)	73,071.73		in Stock Options % daily chng	725 0.28%
Daily change (mill. €)	457.12			
Securities' Transactions Value with Block Trades Method 6-1 (t)	57,471.29		Derivatives Contracts Volume:	16,855
Daily change: %	-10,788.50	-15.81%	Daily change: pieces %	-6,983 -29.29%
YtD Avg Trans. Value: thou. € % chng prev year Avg	103,982.02	43.92%	YtD Avg Derivatives Contracts % chng prev year Avg	45,065 31.19%
Blocks Transactions Value of Method 6-1 (thou. €)	3,327.90		Derivatives Trades Number:	959
Blocks Transactions Value of Method 6-2 & 6-3 (thou. €)	0.00		Daily change: number %	-563 -36.99%
Bonds Transactions Value (thou.€)	563.78		YtD Avg Trades number % chng prev year Avg	2,366 15.16%
Securities' Transactions Volume with Block Trades Method 6-1 (tho)	16,713.93		Lending Total Open Interest	125,759
Daily change: thou. pieces %	1,124.14	7.21%	Daily change: pieces %	30,540 32.07%
YtD Avg Volume: % chng prev year Avg	33,350.33	17.64%	Lending Volume (Multilateral/Bilateral)	0
Blocks Transactions Volume of Method 6-1 (thou. Pieces)	863.66		Daily change: pieces %	-30,840
Blocks Transactions Volume of Method 6-2 & 6-3 (thou. Pieces)	0.00		Multilateral Lending	0
Bonds Transactions Volume	620,000		Bilateral Lending	0
Securities' Trades Number with Block Trades Method 6-1	24,547		Lending Trades Number:	0
Daily change: number %	-6,622	-21.25%	Daily change: %	-17
YtD Avg Trades number % chng prev year Avg	36,212	23.10%	Multilateral Lending Trades Number	0
Number of Blocks Method 6-1	8		Bilateral Lending Trades Number	0
Number of Blocks Method 6-2 & 6-3	0			
Number of Bonds Transactions	162			

Athex Capitalisation (mill. €) **



Daily Fluctuation of Athex Composite Share Price Index



Athex Composite Share Price Index at 27/10/2023

Daily Fluctuation of Athex Composite Share Price Index at 30/10/2023

Athex Indices

Index name	30/10/2023	27/10/2023	pts.	%	Min	Max	Year min	Year max	Year change
Athex Composite Share Price Index	1,186.38 #	1,178.79	7.59	0.64%	1,178.79	1,186.79	929.79	1,351.68	27.60% #
Athex ESG Index	1,367.36 #	1,360.59	6.77	0.50%	1,359.61	1,370.39	1,057.52	1,541.00	29.28% #
FTSE/Athex Large Cap	2,914.75 #	2,899.42	15.33	0.53%	2,897.22	2,921.30	2,250.77	3,280.71	29.46% #
FTSE/Athex Mid Cap Index	1,938.10 #	1,912.03	26.07	1.36%	1,912.03	1,938.94	1,411.43	2,224.46	37.31% #
FTSE/ATHEX High Dividend Yield Index	3,523.99 #	3,496.75	27.24	0.78%	3,496.75	3,524.75	3,028.28	4,088.01	16.37% #
FTSE/ATHEX Global Traders Index Plus	3,598.55 #	3,585.77	12.78	0.36%	3,585.77	3,617.12	2,616.09	4,115.43	37.55% #
FTSE/ATHEX Mid & Small Cap Factor-Weighted Ind	5,085.36 €	5,094.91	-9.55	-0.19%	5,060.91	5,127.66	4,353.12	5,946.34	15.69% #
ATHEX Select Index Plus	4,053.57 #	3,998.17	55.40	1.39%	3,997.41	4,053.57	3,071.06	4,762.60	31.99% #
ATHEX Select Index	5,895.52 #	5,867.94	27.58	0.47%	5,856.70	5,910.58	4,343.88	7,125.71	35.72% #
FTSE/Athex Market Index	693.49 #	689.32	4.17	0.60%	688.91	694.57	539.21	780.89	28.58% #
Athex Composite Index Total Return Index	2,145.50 #	2,131.76	13.74	0.64%	2,131.76	2,146.24	1,641.17	2,440.14	30.73% #
FTSE/Athex Large Cap Total Return	4,773.62 #	4,748.51	25.11	0.53%			3,623.42	5,338.50	32.56% #
FTSE/Athex Mid Cap Total Return	2,608.40 #	2,573.31	35.09	1.36%			1,881.61	2,956.50	40.41% #
Hellenic Mid & Small Cap Index	1,724.27 #	1,714.55	9.72	0.57%	1,714.55	1,724.61	1,365.14	2,011.62	26.31% #
FTSE/Athex Banks	968.55 #	959.92	8.63	0.90%	956.48	969.89	640.09	1,117.78	51.20% #
FTSE/Athex Financial Services	1,195.83 #	1,134.06	61.77	5.45%	1,131.59	1,199.53	672.72	1,514.55	74.47% #
FTSE/Athex Industrial Goods & Services	7,763.32 €	7,863.71	-100.39	-1.28%	7,756.22	7,943.00	4,603.86	8,651.06	67.37% #
FTSE/Athex Retail	1,108.15 #	1,105.66	2.49	0.23%	1,105.42	1,116.57	901.21	1,375.58	22.96% #
FTSE/ATHEX Real Estate	4,036.42 €	4,042.09	-5.67	-0.14%	4,014.63	4,048.91	3,750.22	4,816.41	-0.90% €
FTSE/Athex Consumer Goods & Services	13,962.83 #	13,865.05	97.78	0.71%	13,865.05	14,175.70	8,974.47	16,184.74	52.47% #
FTSE/Athex Food & Beverage	9,234.19 #	9,118.63	115.56	1.27%	9,077.84	9,260.21	8,101.49	11,188.59	9.07% #
FTSE/Athex Basic Resources	7,373.15 #	7,245.99	127.16	1.75%	7,230.76	7,386.53	6,463.31	10,590.89	13.62% #
FTSE/Athex Construction & Materials	4,250.58 #	4,229.02	21.56	0.51%	4,201.63	4,261.67	3,204.90	4,808.27	32.63% #
FTSE/Athex Energy	5,031.61 €	5,078.43	-46.82	-0.92%	5,013.58	5,095.73	4,689.99	5,856.79	0.03% #
FTSE/Athex Travel & Leisure	2,772.18 #	2,727.27	44.91	1.65%	2,727.27	2,793.90	2,196.17	3,051.18	25.03% #
FTSE/Athex Technology	2,751.10 #	2,700.06	51.04	1.89%	2,700.06	2,751.10	2,047.81	3,153.87	33.92% #
FTSE/Athex Telecommunications	3,665.51 €	3,681.88	-16.37	-0.44%	3,654.33	3,704.17	3,511.53	4,415.99	-9.98% €
FTSE/Athex Utilities	5,134.48 #	5,096.74	37.74	0.74%	5,096.74	5,141.73	4,598.77	6,190.27	11.65% #
FTSE/Athex Health Care	405.72 #	393.68	12.04	3.06%	393.68	405.72	380.60	504.88	-3.14% €
FTSE/Athex Personal Products	7,876.97 #	7,699.04	177.93	2.31%	7,670.94	7,979.99	6,441.87	8,386.11	19.23% #
Athex All Share Index	279.08 #	277.49	1.59	0.57%	279.08	279.08	231.11	314.56	21.21% #
MSCI GREECE REBASED	4,690.00 #	4,671.47	18.53	0.40%	4,667.32	4,716.14	4,125.04	5,209.29	--- -
Hellenic Corporate Bond Index	125.39 #	125.26	0.12	0.10%			118.78	125.48	5.38% #
Hellenic Corporate Bond Price Index	88.19 #	88.11	0.08	0.09%			85.96	88.73	2.27% #

Note 1: FTSE/Med 100, Hellenic Corporate Bond Price Index and Hellenic Corporate Bond Index closing prices refer to the previous trading day of 26/10/2023.

Note 2: The Hellenic Mid & Small Cap Index is a Customized index calculated by the Athens Exchange.

Analytic Figures for Athex Market's Boards and Categories

	Total Traded Securities	Main Market	Surveillance	Exchange Traded Funds (ETFs)
Totals	118	108	9	1
Gain / Lose / Same:	55 / 41 / 22	51 / 38 / 19	3 / 3 / 3	1 / 0 / 0
Athex Capitalisation (mill. €) **	80,558.71	79,974.02	584.69	
Daily Average Trans/ons Value(thou.€)	103,982.02	103,692.94	267.98	63.65
Transactions Value	57,471.29	56,549.58	707.85	213.86
Main Board:	54,143.39	53,313.53	616.00	213.86
Blocks Board 6_2_3:	3,327.90	3,236.05	91.85	0.00
Forced Sales Board:	0.00	0.00	0.00	0.00
Special Terms Board:	0.00	0.00	0.00	0.00
Daily Average Transactions Volume	33,350,330	32,268,017	1,085,462	2,221
Transactions Volume	16,713,928	14,768,620	1,937,965	7,343
Main Board:	15,850,268	14,211,120	1,631,805	7,343
Blocks Board 6_2_3:	863,660	557,500	306,160	0
Forced Sales Board:	0	0	0	0
Special Terms Board:	0	0	0	0
Daily Average Number of Trades	36,212	35,993	216	4
Number of Trades	24,547	24,238	294	15
Main Board:	24,539	24,231	293	15
Blocks Board 6_2_3:	8	7	1	0
Forced Sales Board:	0	0	0	0
Special Terms Board:	0	0	0	0

Trading Details by Athex Sectors and Financial Instruments (ETFs)

Code	Sectors	Gain / Lose / Same	Number of Trades	Transactions Volume	Transactions Value	% of Total Trans. Value
3010	- Banks	4 / 3 / 0	8,471	11,170,540	21,673,517.12	37.71%
5510	- Basic Resources	5 / 3 / 2	709	195,006	599,117.61	1.04%
5010	- Construction & Materials	6 / 7 / 0	1,264	516,393	1,665,675.78	2.90%
4020	- Consumer Products & Services	3 / 1 / 3	116	50,891	87,749.52	0.15%
6010	- Energy	1 / 2 / 1	957	90,308	1,455,199.61	2.53%
12000	- Financial Instruments	1 / 0 / 0	15	7,343	213,862.06	0.37%
3020	- Financial Services	1 / 2 / 2	629	191,771	908,499.86	1.58%
4510	- Food Beverage & Tobacco	2 / 3 / 1	128	18,681	246,646.18	0.43%
2010	- Health Care	1 / 1 / 1	153	145,449	101,722.26	0.18%
5020	- Industrial Goods & Services	8 / 6 / 3	3,275	1,231,703	11,184,032.00	19.46%
3030	- Insurance	0 / 1 / 0	10	1,140	4,373.50	0.01%
4030	- Media	0 / 1 / 0	5	270	87.16	0.00%
4520	- Personal Care, Drug & Grocery Stores	1 / 0 / 1	157	38,575	266,840.66	0.46%
3510	- Real Estate	3 / 4 / 3	578	156,740	696,211.35	1.21%
4040	- Retail	3 / 2 / 1	899	116,960	1,711,335.67	2.98%
1010	- Technology	10 / 0 / 0	787	204,705	885,732.45	1.54%
1510	- Telecommunications	1 / 1 / 0	1,545	259,530	3,402,842.02	5.92%
4050	- Travel & Leisure	4 / 2 / 2	3,081	1,936,831	8,949,396.79	15.57%
6510	- Utilities	1 / 2 / 2	1,768	381,092	3,418,449.57	5.95%

Top 10 best & worst performing Shares

Main Market

With positive Price change	Closing price	change	With negative Price change	Closing price	change
IDEAL HOLDINGS (CR)	5.87	6.15% #	MEVACO SA (CR)	3.34	-5.11% €
HELLENIC EXCHANGES-A.S.E. (CR)	4.84	5.45% #	ELASTRON (CR)	2.46	-2.77% €
LAVIPHARM SA (CR)	0.628	3.63% #	AVAX S.A. (CR)	1.3	-1.81% €
AEGEAN AIRLINES (CR)	10.18	3.25% #	BANK OF GREECE (CR)	13.55	-1.81% €
CENERGY HOLDINGS (CB)	6.12	3.20% #	MYTILINEOS (CR)	34.52	-1.65% €
UNIBIOS (CR)	1.13	2.73% #	REDS S.A. (CR)	2.4	-1.64% €
DOMIKI KRITIS SA (CR)	3.09	2.66% #	TPA SA (CR)	22.7	-1.30% €
VIOHALCO SA/NV (CB)	4.83	2.66% #	MOTOR OIL (CR)	22.48	-1.23% €
GR. SARANTIS S.A. (CR)	7.94	2.45% #	DIMAND (CR)	10.7	-0.93% €
ENTERSOFT (CR)	6.04	2.03% #	PREMIA (CR)	1.118	-0.89% €
With the highest Transactions Value	Value (thou. €)	change	With the highest Transactions Volume	Volume	change
ALPHA SERVICES HOLD (CR)	8,979.68	1.00% #	ALPHA SERVICES HOLD (CR)	6,389,536	1.00% #
MYTILINEOS (CR)	8,111.14	-1.65% €	EUROBANK HOLDINGS (CR)	2,766,083	1.70% #
OPAP (CR)	7,702.52	1.45% #	PIRAEUS FINANCIAL HOLD (CR)	1,017,741	1.30% #
NATIONAL BANK (CR)	5,106.44	-0.48% €	NATIONAL BANK (CR)	936,613	-0.48% €
EUROBANK HOLDINGS (CR)	4,270.67	1.70% #	OPAP (CR)	500,431	1.45% #
OTE (CR)	3,397.26	-0.46% €	CENERGY HOLDINGS (CB)	367,075	3.20% #
PIRAEUS FINANCIAL HOLD (CR)	2,853.00	1.30% #	OTE (CR)	258,612	-0.46% €
CENERGY HOLDINGS (CB)	2,231.95	3.20% #	MYTILINEOS (CR)	234,141	-1.65% €
PPC (CR)	1,898.54	1.53% #	PPC (CR)	197,831	1.53% #
JUMBO SA (CR)	1,532.62	0.72% #	HELLENIC EXCHANGES-A.S.E. (CR)	187,028	5.45% #

Note: Stocks that are not included in the "Under Supervision" category, and the transactions value is more than 10,000 €.

Derivatives Summary

	Number of Trades	Volume	Open Interest
Index Futures	66	454	5,186
FTSE/Athex Banks	5	51	1,799
FTSE/Athex Large Cap	61	403	3,284
MSCI GREECE REBASED	0	0	103
Stock Futures	885	16,373	438,815
ADMIE (IPTO) HOLDING S.A. (CR)	26	227	22,128
AEGEAN AIRLINES (CR)	38	176	4,906
ALPHA SERVICES HOLD (CR)	266	10,651	189,509
AUTOHELLAS SA (CR)	2	5	77
AVAX S.A. (CR)	1	10	1,538
CC HBC AG (CR)	0	0	428
CENERGY HOLDINGS (CB)	41	133	5,780
ELLAKTOR (CR)	2	10	847
ELVALHALCOR (CR)	7	12	1,289
EUROBANK HOLDINGS (CR)	43	1,391	30,294
EYDAP S.A. (CR)	1	1	2,407
FOURLIS (CR)	2	2	683
GEK TERNA (CR)	4	7	5,996
HELLENIC EXCHANGES-A.S.E. (CR)	67	512	8,388
HELLENIQ ENERGY (CR)	9	42	1,498
INTRACOM HOLDINGS (CR)	3	4	4,619
INTRAKAT (CR)	3	3	5,641
JUMBO SA (CR)	2	7	606
LAMDA DEVELOPMENT SA (CR)	5	7	5,814
MIG (CR)	1	5	52
MOTOR OIL (CR)	0	0	1,089
MYTILINEOS (CR)	40	125	2,851
NATIONAL BANK (CR)	62	780	19,136
OPAP (CR)	26	60	2,128
OTE (CR)	22	87	5,613
P.P.A. S.A. (CR)	1	3	207
PIRAEUS FINANCIAL HOLD (CR)	81	1,679	74,120
PPC (CR)	85	309	20,679
QUEST HOLDINGS (CR)	0	0	116
TERNA ENERGY (CR)	28	79	14,842
TITAN CEMENT (CB)	0	0	679
VIOHALCO SA/NV (CB)	17	46	4,855
Index Options	5	20	1,081
FTSE/Athex Large Cap	5	20	1,081
Stock Options	3	8	725
ALPHA SERVICES HOLD (CR)	0	0	0
NATIONAL BANK (CR)	1	4	627
OPAP (CR)	0	0	10
OTE (CR)	0	0	17
PIRAEUS FINANCIAL HOLD (CR)	1	2	6
PPC (CR)	1	2	65
Total Derivatives Traded	959	16,855	445,807

Number of Outstanding Securities	Nominal Value	Dividends [1]			Date of Last Coupon Dividend [2]		Note	Shares	Closing price	% change	Previous closing price/date	Open price	Price min	Price max	Last price	Avg price	Last Bid [7]	Last Ask [7]	P/E after tax	Year	Volume	Trades	Transactions Value[8]	Company Mkt Value (thou. €)	Year low	Year high	Sector[4]	
2020	2021	2022	2023	2020	2021																							
73,694,142	3.45	---	---	---	04/10/2023	---	OPTIMA BANK (CR)	7.029	-0.38	€ 7.056	27/10/2023	7.088	7	7.088	7.029	7.024	576@7.03	33@7.04	---	---	54,584	111	383,417.07	517,996.12	6.88	7.202	30101010	
Main Market - Medium Liquidity Class																												
13,126,020	0.660	0.0837	0.1163	0.1158	26/07/2023	04/09/2020	---	AS COMPANY SA (CR)	2.24	-0.44	€ 2.25	27/10/2023	2.25	2.17	2.25	2.24	2.245	20@2.18	40@2.25	---	---	11,780	16	26,444.40	29,402.28	2.02	2.76	40401030
3,114,144	0.360	0.1558	0.3427	0.2304	29/05/2023	02/06/2020	---	ALPHA TRUST (CR)	6.5	---	↘ 6.5	27/10/2023	6.5	6.5	6.5	6.5	900@5.15	100@6.75	---	---	600	16	3,900.00	20,241.94	4.32	7.05	30202010	
215,805,843	0.300	0.05	---	---	30/12/2021	15/11/2022	---	ATTICA HOLDINGS (CR)	2.64	---	↘ 2.64	27/10/2023	2.64	2.64	2.64	2.64	2.646751763@2.64	44@2.75	---	---	6,438	13	16,996.32	569,727.43	1.865	2.75	40501015	
35,764,593	2.10	0.06	0.075	0.1046	02/05/2023	25/11/2019	---	BRIQ PROPERTIES (CR)	1.86	1.09	P 1.84	27/10/2023	1.85	1.84	1.88	1.86	1.856	5000@1.85	1500@1.91	---	---	27,700	53	51,412.25	66,522.14	1.825	2.11	35102030
101,123,806	0.360	---	---	---	22/07/2010	28/06/2011	---	CENTRIC HOLDINGS (CR)	0.332	2.47	P 0.324	27/10/2023	0.326	0.317	0.332	0.332	0.327	100@0.318	2954@0.332	---	---	18,172	23	5,937.02	33,573.10	0.263	0.457	40203040
784,500	10.00	---	0.3	---	24/05/2022	31/07/2018	---	CNL CAPITAL (CR)	7.1	-1.39	€ 7.2	27/10/2023	7.1	7.1	7.1	7.1	7.1	110@7.10	100@7.20	-(6)	2022	200	2	1,420.00	5,569.95	5	8	30202010
10,365,100	0.300	---	---	---	06/10/2005	13/02/2002	---	CPI SA (CR)	0.548	0.37	P 0.546	27/10/2023	0.556	0.542	0.558	0.556	0.547	41@0.542	7380@0.558	---	---	2,271	16	1,241.98	5,680.07	0.536	0.892	10102030
18,680,300	0.050	---	---	---	06/07/2022	---	---	DIMAND (CR)	10.7	-0.93	€ 10.8	27/10/2023	10.9	10.4	10.9	10.7	10.707	31@10.50	500@10.75	---	---	9,244	59	98,972.15	199,879.21	10.3	14.9	35101010
11,869,224	0.540	0.087	0.136	0.15	03/07/2023	30/08/2019	---	FLEXOPACK SA (CR)	7.7	0.65	P 7.65	27/10/2023	7.7	7.7	7.7	7.7	7.7	167@7.55	241@7.70	---	---	3,018	5	23,238.60	91,393.02	7.4	9.45	50203030
48,003,921	0.400	---	---	---	30/08/1993	26/06/2023	---	IDEAL HOLDINGS (CR)	5.87	6.15	P 5.53	27/10/2023	5.6	5.6	5.87	5.87	5.751	1300@5.85	500@5.89	---	---	81,424	278	468,262.69	281,783.02	3.38	5.94	10102030
167,868,482	0.300	---	---	---	20/08/2007	28/11/2022	---	LAVIPHARM SA (CR)	0.628	3.63	P 0.606	27/10/2023	0.616	0.608	0.628	0.628	0.618	2419@0.628	6030@0.634	---	---	138,791	86	85,782.80	105,421.41	0.366	0.78	20103015
4,740,000	0.860	---	---	---	14/03/2003	---	---	LOGISMOS S.A. (CR)	1.21	---	↘ 1.21	27/10/2023	---	---	---	---	---	100@1.09	11000@1.20	-(6)	2022	---	---	---	5,735.40	0.91	1.41	10101015
17,120,280	0.940	0.06	0.06	---	27/06/2022	26/06/2023	---	LOULIS FOOD (CR)	2.59	-2.63	€ 2.66	27/10/2023	2.64	2.57	2.67	2.59	2.62	520@2.58	200@2.67	---	---	3,172	30	8,310.24	44,341.53	2.38	3.7	45102020
4,419,616	1.58	---	---	0.1531	10/07/2023	04/03/2015	---	MEDICON S.A (CR)	2.99	---	↘ 2.99	27/10/2023	3	2.95	3	2.99	2.956	204@2.95	497@2.99	---	---	3,818	25	11,285.26	13,214.65	2.84	4.4	20102010
468,700	2.24	3.42	---	---	03/05/2022	21/05/2004	---	MERMEREN KOMB. A.D. PR. (GDR)	37.4	---	↘ 37.4	27/10/2023	---	---	---	---	---	100@35.40	50@36.80	1.25	2022	---	---	---	17,529.38	31	59	55102000
10,500,000	0.950	---	---	---	24/06/2008	21/07/2023	---	MEVACO SA (CR)	3.34	-5.11	€ 3.52	27/10/2023	3.4	3.3	3.46	3.46	3.335	9@3.42	499@3.46	11.07	2022	4,654	20	15,520.86	35,070.00	2.52	4.22	55102015
31,317,025	0.400	---	---	---	26/04/2007	10/05/2023	---	MIG (CR)	3.54	-1.67	€ 3.6	27/10/2023	3.73	3.535	3.73	3.54	3.585	78@3.54	100@3.61	---	---	1,897	18	6,801.19	110,862.27	0.987	8.4	30202000
87,127,162	0.500	---	---	---	08/06/2023	28/07/2021	---	PREMIA (CR)	1.118	-0.89	€ 1.128	27/10/2023	1.132	1.118	1.14	1.118	1.127	600@1.12	499@1.13	---	---	26,239	115	29,583.16	97,408.17	1.07	1.41	35102000
24,377,795	0.230	---	---	0.04	03/07/2023	08/06/2022	---	PROFILE SA (CR)	3.73	0.54	P 3.71	27/10/2023	3.75	3.69	3.75	3.73	3.721	1000@3.67	2171@3.73	---	---	18,860	89	70,173.98	90,929.18	2.575	4.96	10101010
27,345,120	0.280	---	---	---	18/07/2005	26/02/2014	---	QUALITY & RELIABILITY SA (CR)	0.514	2.39	P 0.502	27/10/2023	0.506	0.496	0.518	0.514	0.51	10@0.500	1395@0.516	---	---	10,082	38	5,142.22	14,055.39	0.465	0.824	10101010
6,456,530	1.08	0.0804	0.12	0.1314	17/07/2023	02/08/2010	---	SPACE HELLAS SA (CR)	6.22	1.63	P 6.12	27/10/2023	6.14	6.04	6.22	6.22	6.084	200@6.12	30@6.28	---	---	918	22	5,584.86	40,159.62	5.28	10	15101010
17,190,046	0.290	---	---	---	16/11/1992	30/11/2022	---	UNIBIOS (CR)	1.13	2.73	P 1.1	27/10/2023	1.1	1.08	1.13	1.13	1.115	1000@1.12	223@1.13	---	---	35,490	54	39,557.14	19,424.75	0.558	1.31	50204000
32,413,681	0.370	---	---	---	15/07/2009	11/05/2000	---	ALUMIL (CR)	2.46	1.24	P 2.43	27/10/2023	2.46	2.43	2.48	2.46	2.464	69@2.43	300@2.47	---	---	14,801	31	36,467.84	79,737.66	1.986	4.26	55102035
3,534,269	3.44	(0.4452)	0.8907	0.2092	30/10/2023	19/07/2022	---	ANDROMEDA SA (CR)	6.7	---	↘ 6.7	27/10/2023	6.7	6.62	6.76	6.7	6.677	100@6.42	320@6.94	---	2022	2,046	25	13,661.84	23,679.60	5.9	7.4	30204000
15,300,000	0.300	---	---	---	30/07/2009	13/12/1999	---	ATTICA PUBLICATIONS SA (CR)	0.348	-1.14	€ 0.352	27/10/2023	0.308	0.308	0.348	0.348	0.323	120@0.306	79@0.348	---	---	270	5	87.16	5,324.40	0.236	0.39	40301030
18,810,000	0.400	---	---	---	08/07/2010	14/11/2007	---	VARVERIS - MODA BAGNO SA (CR)	1.11	2.78	P 1.08	27/10/2023	1.11	1.06	1.12	1.11	1.102	293@1.06	598@1.11	---	---	3,805	15	4,191.50	20,879.10	0.6	1.18	40401025
23,986,500	1.04	---	---	---	26/06/2009	28/08/2023	---	BIOKARPET S.A.(CR)	2.13	-0.93	€ 2.15	27/10/2023	2.14	2.05	2.14	2.13	2.112	60@2.04	1140@2.13	---	---	595	11	1,256.35	51,091.25	1.5	3.47	50101035
6,325,000	0.600	---	0.19	0.153	03/07/2023	17/02/2014	---	VOYATZOGLOU (CR)	2.24	2.75	P 2.18	27/10/2023	2.3	2.24	2.3	2.24	2.243	750@2.04	355@2.24	---	---	21	2	47.10	14,168.00	1.97	2.8	50205010
24,060,000	0.300	0.035	0.055	0.075	25/04/2023	01/07/2019	---	GEN. COMMERCIAL & IND.SA (CR)	1.49	-2.29	€ 1.525	27/10/2023	1.53	1.47	1.53	1.49	1.48	180@1.47	4@1.49	9.21	2022	1,110	23	1,642.64	35,849.40	1.175	2.11	50205010
15,878,748	0.480	---	---	---	10/07/2006	22/03/2004	---	DOMIKI KRITIS SA (CR)	3.09	2.66	P 3.01	27/10/2023	3.1	3.01	3.12	3.09	3.062	200@3.07	3811@3.09	---	---	10,683	48	32,706.04	49,065.33	0.71	3.52	50101010
34,720,000	0.310	---	---	---	16/06/2010	01/08/2007	---	DROMEAS SA (CR)	0.315	---	↘ 0.315	27/10/2023	0.31	0.31	0.315	0.315	0.31	100@0.300	1288@0.315	---	---	1,501	2	465.32	10,936.80	0.3	0.45	40202015
13,673,200	0.420	---	---	---	18/07/2008	26/07/2001	---	EVROFARMA SA (CR)	0.89	-5.82	€ 0.945	27/10/2023	0.89	0.89	0.89	0.89	0.89	200@0.875	150@0.950	---	---	20	1	17.80	12,169.15	0.684	1.19	45102020
18,410,839	1.00	0.027	0.262	0.202	23/08/2023	10/09/2010	---	ELASTRON (CR)	2.46	-2.77	€ 2.53	27/10/2023	2.53	2.44	2.55	2.46	2.478	650@2.46	500@2.51	---	---	12,600	57	31,224.34	45,290.66	2.21	3.82	55102010
3,307,500	0.210	---	---	0.4	13/10/2023	30/11/2022	---	ELVE SA (CR)	4.74	0.85	P 4.7	27/10/2023	4.54	4.54	4.74	4.74	4.565	50@4.52	85@4.74	18.68	2022	185	7	844.50	15,677.55	4.5	5.9	40204020
60,295,607	0.240	---	---	---	09/07/2007	01/07/2021	---	ELGEKA SA (CR)	0.55	---	↘ 0.55	27/10/2023	---	---	---	---	---	6000@0.550	12000@0.568	---	---	---	---	---	33,162.58	0.38	0.6	45201010
23,828,130	0.500	---	0.0737																									

Section 2: Analytic Figures of Shares Transactions

Monday, 30 October, 2023

Number of Outstanding Securities	Nominal Value	Dividends [1]			Date of Last Coupon Dividend [2]		Note	Shares	Closing price	% change	Previous closing price/date	Open price	Price min	Price max	Last price	Avg price	Last Bid [7]	Last Ask [7]	P/E after tax	Year	Volume	Trades	Transactions Value[8]	Company Mkt Value (thou. €)	Year low	Year high	Sector[4]	
19,864,886	5.60	0.672	0.672	0.672	20/04/2023	02/07/2008	---	BANK OF GREECE (CR)	13.55	-1.81	€ 13.8	27/10/2023	13.8	13.5	13.85	13.5	13.668	59@13.55	200@13.70	---	---	5,481	76	74,915.95	269,169.21	12.8	18	30101010
26,730,187	0.520	0.08	0.1	0.12	29/06/2023	01/08/2017	---	ELTON SA (CR)	1.945	0.52	P 1.935	27/10/2023	1.93	1.865	1.975	1.945	1.924	49@1.90	200@1.94	---	---	18,583	100	35,753.38	51,990.21	1.8	2.92	50205010
30,000,000	0.050	0.06	0.09	0.1	09/06/2023	11/06/2020	---	ENTERSOFT (CR)	6.04	2.03	P 5.92	27/10/2023	5.92	5.9	6.06	6.04	5.959	515@6.04	620@6.06	---	---	15,805	62	94,176.28	181,200.00	3.61	6.36	10101015
36,300,000	1.12	0.223	0.2186	---	14/09/2022	12/12/2007	---	THESSALONIKA WATER & SEWERAGE	3	-0.99	€ 3.03	27/10/2023	2.99	2.96	3.06	3	2.981	37@2.98	18@3.00	---	---	3,118	42	9,293.53	108,900.00	2.92	3.92	65102030
14,833,480	0.300	---	---	---	02/06/2010	04/02/2022	---	EUROCONSULTANTS S.A. (CR)	0.994	1.43	P 0.98	27/10/2023	0.974	0.96	1.005	0.994	0.982	100@0.992	353@0.994	---	---	12,275	52	12,053.48	14,744.48	0.576	1.14	50205020
86,735,980	0.310	---	---	---	06/07/2009	07/09/2023	---	ATHENS MEDICAL CENTER SA (CR)	1.655	-2.65	€ 1.7	27/10/2023	1.63	1.6	1.685	1.655	1.639	112@1.66	108@1.68	---	---	2,840	42	4,654.20	143,548.05	1.375	2.15	20101025
114,320,400	0.100	---	0.01	---	26/11/2021	05/08/2019	---	IKTINOS HELLAS SA (CR)	0.418	-0.36	€ 0.4195	27/10/2023	0.437	0.41	0.437	0.418	0.418	1040@0.410	14290@0.418	---	---	20,196	30	8,450.01	47,785.93	0.402	0.734	50101035
8,226,132	0.450	---	---	0.02	17/07/2023	13/10/2014	---	ILYDA S.A. (CR)	1.27	0.79	P 1.26	27/10/2023	1.25	1.195	1.27	1.27	1.245	100@1.20	963@1.27	8.13	2022	268	10	333.76	10,447.19	1.055	1.92	10101015
2,566,836	0.440	---	0.016	0.016	03/07/2023	09/01/2007	---	INTERWOOD-XYLEMPORIA (PR)	0.29	---	↘ 0.29	27/10/2023	---	---	---	---	---	5000@0.204	573@0.328	---	---	---	---	---	11,345.27	0.192	0.5	50101020
34,986,430	0.440	---	---	---	25/07/2008	23/02/2010	---	INTERWOOD-XYLEMPORIA (CR)	0.303	0.66	P 0.301	27/10/2023	0.304	0.3	0.308	0.307	0.305	300@0.299	2000@0.310	---	---	42,024	38	12,805.65	11,345.27	0.1975	0.49	50101020
18,567,912	0.590	0.12	0.24	---	05/07/2023	26/01/2021	---	INTERLIFE G.C.I.(CR)	3.88	-1.27	€ 3.93	27/10/2023	3.9	3.8	3.9	3.88	3.836	60@3.77	434@3.89	---	2022	1,140	10	4,373.50	72,043.50	3.47	4.95	30302025
8,424,900	0.500	---	---	---	12/07/2010	04/07/2019	---	INTERTECH SA (CR)	1.23	---	↘ 1.23	27/10/2023	1.23	1.23	1.23	1.23	1.23	5@1.21	467@1.23	21.23	2022	25	1	30.75	10,362.63	0.92	1.72	50205010
19,804,134	0.150	---	---	---	01/07/2004	06/11/2017	---	KEKROPS SA (CR)	1.29	0.78	P 1.28	27/10/2023	1.25	1.235	1.29	1.29	1.246	1000@1.24	191@1.29	2.45	2022	609	4	758.51	25,547.33	0.903	1.4	35101010
40,219,218	0.260	---	---	---	29/08/2022	10/06/2019	---	KLOUKINAS - LAPPAS SA (CR)	0.994	-0.20	€ 0.996	27/10/2023	1	0.974	1	0.994	0.982	505@0.970	2225@0.994	---	---	2,650	17	2,601.73	39,977.90	0.5	1.265	50101010
11,510,102	0.890	---	---	---	24/06/2005	06/10/1999	---	NAFPAKTOS TEXTILE (CR)	0.99	---	↘ 0.99	27/10/2023	---	---	---	---	---	100@0.935	93@0.990	---	---	---	---	---	11,395.00	0.9	1.31	55101020
21,224,340	0.420	0.0035	0.02	---	06/09/2022	25/04/2006	---	KORDELLOS BROS SA (CR)	0.497	1.02	P 0.492	27/10/2023	0.484	0.48	0.497	0.497	0.485	400@0.474	2012@0.497	4.37	2022	1,840	10	892.42	10,548.50	0.451	0.74	55102010
33,065,136	0.380	0.2	0.2001	0.2004	24/08/2023	16/09/2013	---	KRI-KRI S.A. (CR)	8.18	1.24	P 8.08	27/10/2023	8.08	8.08	8.2	8.18	8.157	290@8.08	778@8.18	85.19	2022	10,518	42	85,795.84	270,472.81	6.08	9.8	45102020
7,595,160	0.600	---	---	---	10/09/2019	18/08/2010	---	KIRIAKOULLIS SHIPPING SA (CR)	0.994	-1.58	€ 1.01	27/10/2023	0.902	0.902	0.994	0.994	0.953	56@0.952	10@0.994	---	---	27	4	25.73	7,549.59	0.868	1.265	40501015
6,200,000	0.500	---	---	---	22/06/2010	01/11/1995	---	MINERVA KNITWEAR (CR)	0.565	---	↘ 0.565	27/10/2023	---	---	---	---	---	3000@0.426	43@0.570	---	---	---	---	---	3,503.00	0.414	0.68	40204020
5,939,268	0.620	---	---	---	10/07/2003	03/01/2002	---	LANAKAM SA (CR)	1.02	---	↘ 1.02	27/10/2023	---	---	---	---	---	100@0.920	650@0.985	---	---	---	---	---	6,058.05	0.716	1.4	40401020
9,819,370	0.500	---	---	---	14/08/2007	09/01/2004	---	MATHIOS REFRACTORIA SA (CR)	0.94	---	↘ 0.94	27/10/2023	---	---	---	---	---	254@0.740	650@0.930	---	---	---	---	---	9,230.21	0.565	1.6	55101000
30,150,000	0.360	0.02	0.0401	0.0908	15/06/2023	25/04/2019	---	MOTODYNAMICS S.A. (CR)	2.8	1.82	P 2.75	27/10/2023	2.76	2.72	2.83	2.8	2.781	50@2.72	550@2.82	---	---	10,573	64	29,401.80	84,420.00	2.04	3.77	40401030
43,200,000	1.00	---	0.0824	---	07/09/2022	13/09/2023	---	MPLE KEDROS (CR)	2.87	0.35	P 2.86	27/10/2023	2.84	2.84	2.87	2.87	2.862	300@2.80	200@2.87	---	---	2,850	19	8,156.00	123,984.00	2.19	2.87	35102000
2,160,524	0.670	---	---	---	03/12/2018	23/11/1999	---	N. LEVENTERIS (PR)	0.358	---	↘ 0.358	27/10/2023	---	---	---	---	---	---	150@0.358	---	2022	---	---	---	3,120.18	0.218	0.434	55102010
4,971,466	1.46	---	---	---	04/07/2007	08/10/2003	---	PAIRIS SA (CR)	0.93	-2.52	€ 0.954	27/10/2023	0.912	0.912	0.952	0.93	0.917	1000@0.928	1198@0.946	---	---	1,363	13	1,249.46	4,623.46	0.83	1.47	50203030
27,098,594	0.540	0.07	0.05	0.0401	22/05/2023	14/01/2021	---	PAPOUTSANIS (CR)	2.19	---	↘ 2.19	27/10/2023	2.2	2.15	2.2	2.19	2.192	420@1.80	384@2.19	19.77	2022	6,541	41	14,340.89	59,345.92	1.8	2.51	45201020
7,070,400	0.930	0.1081	0.3242	0.2593	03/07/2023	06/05/2016	---	PETROPOULOS PETROS (CR)	8.94	-0.44	€ 8.98	27/10/2023	8.94	8.88	8.94	8.94	8.917	105@8.88	950@8.96	---	---	5,249	25	46,804.60	63,209.38	5.9	9.22	50206015
43,741,452	0.660	0.16	0.2723	0.2629	31/05/2023	01/11/1999	---	THRACE PLASTICS SA (CR)	3.99	---	↘ 3.99	27/10/2023	4.015	3.92	4.015	3.99	3.961	28@3.94	350@3.99	---	---	2,552	51	10,107.29	174,528.39	3.75	5.68	50203015
21,912,599	0.300	---	---	0.048	18/05/2023	23/02/2007	---	REVOIL (CR)	1.8	---	↘ 1.8	27/10/2023	1.8	1.75	1.8	1.8	1.769	100@1.79	54@1.80	---	---	3,530	47	6,244.45	39,442.68	1.21	2.3	60101020
13,582,223	1.35	---	---	---	24/06/2008	02/02/2016	---	SIDMA STEEL (CR)	2.02	---	↘ 2.02	27/10/2023	2.07	1.98	2.08	2.02	2	100@1.93	811@2.02	---	---	745	7	1,490.20	27,436.09	1.85	3.3	55102010
40,693,350	5.00	---	---	---	03/07/2006	26/05/2015	---	TECHNICAL OLYMPIC SA (CR)	2.28	---	↘ 2.28	27/10/2023	2.25	2.24	2.3	2.28	2.261	500@2.24	740@2.28	---	---	6,354	23	14,366.89	92,780.84	1.76	3.12	40202010
3,048,000	0.300	---	---	---	06/07/2007	01/06/2021	---	TZIRAKIAN PROFIL (CR)	1.805	1.69	P 1.775	27/10/2023	1.81	1.775	1.82	1.805	1.81	100@1.71	337@1.81	31.62	2022	232	4	420.03	5,501.64	1.6	2.39	55102010
10,203,575	0.730	---	---	---	16/07/2007	18/10/1999	---	FIERATEX SA (CR)	0.388	-1.27	€ 0.393	27/10/2023	0.366	0.36	0.388	0.388	0.363	120@0.372	320@0.388	---	2022	833	4	302.58	3,958.99	0.31	0.56	55101020
8,340,750	1.16	---	---	---	25/06/2009	17/09/2018	---	HAIDEMENOS SA (CR)	0.62	-0.80	€ 0.625	27/10/2023	0.62	0.62	0.62	0.62	0.62	500@0.530	2427@0.620	---	2022	1,793	2	1,111.66	5,171.27	0.452	0.8	50205030

Main Market - Low Liquidity Class

14,000,000	4.15	---	3.42	0.26	19/07/2023	29/06/1999	---	ALPHA REAL ESTATE SA(CR)	6.56	---	↘ 6.56	27/10/2023	6.52	6.52	6.7	6.56	6.608	160@6.54	32@6.66	---	---	1,410	9	9,316.60	91,840.00	6.44	9.22	35101015
45,033,921	0.050	---	---	---	04/06/2008	27/03/2023	---	ATTICA BANK S.A. (CR)	11.04	0.18	P 11.02	27/10/2023	10.56	10.56	11.08	11.04	10.763	5@10.86	30@11.02	---	---	502	16	5,403.00	497,174.49	10.56	48.75	30101010
151,654,947	0.040	---	---	---	01/07/2008	21/02/2020	---	AVE (CR)	0.524	---	↘ 0.524	27/10/2023	---	---	---	---	---	1000@0.508	1750@0.534	---	---	---	---	---	79,467.19	0.492	0.586	40301010

Number of Outstanding Securities	Nominal Value	Dividends [1]			Date of Last Coupon		Note	Shares	Closing price	% change	Previous closing price/date	Open price	Price min	Price max	Last price	Avg price	Last Bid [7]	Last Ask [7]	P/E after tax	Year	Volume	Trades	Transactions Value[8]	Company Mkt Value (thou. €)	Year low	Year high	Sector[4]	
		2020	2021	2022	Dividend [2]	Right																						
10,500,000	4.00	0.37	0.29	0.3	16/05/2023	02/08/2016	---	INTERCONTINENTAL (CR)	6.15	---	6.15	27/10/2023	---	---	---	---	350@6.10	200@6.50	11.73	2022	---	---	---	64,575.00	6.1	6.85	35102000	
57,434,884	1.17	---	---	---	05/06/2008	12/06/2009	---	REDS S.A. (CR)	2.4	-1.64	€ 2.44	27/10/2023	2.45	2.4	2.45	2.4	2.4	332@2.40	388@2.42	---	---	10,443	6	25,064.50	137,843.72	2.06	3	35101010
152,360,643	0.500	0.01	0.02	0.03	23/06/2023	10/06/2020	---	TRASTOR REAL EST. INV. CO.(CR)	1.09	---	1.09	27/10/2023	1.13	1.13	1.13	1.13	1.13	450@1.06	130@1.11	---	---	10	1	11.30	166,073.10	0.965	1.23	35102000
15,000,000	0.300	---	---	---	06/07/2007	18/07/2000	---	DAIOS PLASTICS SA (CR)	3.3	---	3.3	27/10/2023	---	---	---	---	---	260@3.24	---	---	---	---	---	---	49,500.00	2.92	3.54	50203015
2,760,000	11.83	9.4	11	11.8	14/06/2023	16/07/1990	---	KARELIA (CR)	292	-0.68	€ 294	27/10/2023	294	292	294	292	292.632	29@290.00	17@300.00	---	---	117	13	34,238.00	805,920.00	288	364	45103010
6,700,000	0.800	0.179	0.047	0.047	23/08/2023	29/05/2014	---	MILLS KEPENOS (CR)	2.02	---	2.02	27/10/2023	1.95	1.95	1.95	1.95	1.95	100@1.96	1000@2.02	14.92	2022	40	1	78.00	13,534.00	1.93	2.7	45102020
18,017,472	0.360	---	---	---	09/09/2022	28/08/2017	---	KTIMA KOSTAS LAZARIDIS SA (CR)	1.92	---	1.92	27/10/2023	---	---	---	---	80@1.74	43@1.91	---	---	---	---	---	---	34,593.55	1.55	2.06	45101015
21,364,000	1.12	---	---	0.4	21/08/2023	08/03/2023	---	LAMPASA HOTEL SA (CR)	29.2	2.10	€ 28.6	27/10/2023	29.8	29.2	29.8	29.2	29.206	93@29.20	490@29.80	---	---	101	3	2,949.80	623,828.80	20.6	29.8	40501025
32,188,050	1.04	---	---	---	21/07/2008	20/01/2000	---	MOUZAKIS (CR)	0.6	---	0.6	27/10/2023	---	---	---	---	455@0.570	570@0.600	---	---	---	---	---	---	19,312.83	0.57	0.806	55101020
8,321,682	0.670	---	---	---	17/08/2007	23/11/1999	---	N. LEVENTERIS (CR)	0.282	---	0.282	27/10/2023	---	---	---	---	3000@0.260	1700@0.270	---	2022	---	---	---	---	3,120.18	0.22	0.364	55102010
6,340,000	0.600	0.134	0.17	0.1	09/12/2022	12/01/2023	---	NAKAS MUSIC	2.7	---	2.7	27/10/2023	2.64	2.62	2.68	2.68	2.652	25@2.64	40@2.76	---	---	25	4	66.30	17,118.00	2.16	3.02	40401030
10,080,000	3.00	1.42	1.5	1.45	11/05/2023	27/08/2001	---	TPA SA (CR)	22.7	-1.30	€ 23	27/10/2023	22.4	22.4	23	23	22.497	101@22.50	650@23.40	---	---	3,242	20	72,935.80	228,816.00	22	26.3	50206060
27,379,200	0.980	---	---	0.45	01/08/2023	29/08/2022	---	CRETE PLASTICS SA (CR)	15.2	---	15.2	27/10/2023	15.2	15.2	15.2	15.2	15.2	150@14.60	342@15.20	---	---	58	1	881.60	416,163.84	14.2	17.9	50203015
255,494,534	2.71	0.352	0.279	0.255	16/06/2023	30/09/2021	---	PRODEA (CR)	7.25	---	7.25	27/10/2023	7.25	7.25	7.25	7.25	7.25	5000@7.30	330@7.50	---	---	74	2	536.50	1,852,335.37	6.5	8.6	35102000
4,181,450	0.500	---	---	---	21/08/2000	05/03/2002	---	FLOUR MILLS SARANTOPOULOS SA	1.1	---	1.1	27/10/2023	---	---	---	---	---	100@1.20	---	---	---	---	---	---	4,599.60	0.875	1.5	45102020

Exchange Traded Funds (ETFs)

924,675	---	---	---	---	15/06/2016	---	ALPHA ETF FTSE Athex Large Cap	29.18	0.34	€ 29.08	27/10/2023	29.155	29.07	29.255	29.18	29.125	1@29.09	---	---	---	7,343	15	213,862.06	---	22.5	35	12003
---------	-----	-----	-----	-----	------------	-----	--------------------------------	-------	------	---------	------------	--------	-------	--------	-------	--------	---------	-----	-----	-----	-------	----	------------	-----	------	----	-------

Surveillance

356,314,416	0.060	---	---	---	07/07/2010	21/09/2017	5160	FRIGOGLOSS SA (CR)	0.0735	9.70	€ 0.067	27/10/2023	0.0735	0.0735	0.0735	0.0735	0.07342213@0.074	---	---	---	519,287	53	38,167.59	26,189.11	0.05	0.158	50204000	
65,326,268	0.530	---	---	---	04/07/2007	19/07/2006	4750	SATO SA (CR)	0.033	---	0.033	27/10/2023	0.036	0.036	0.036	0.036	0.03615960@0.030	20500@0.036	---	---	10,000	2	360.00	2,155.77	0.018	0.069	40202015	
13,191,620	0.620	---	---	---	04/08/2010	09/09/2002	5232	YALCO - CONSTANTINOU (CR)	0.197	-9.63	€ 0.218	27/10/2023	0.197	0.197	0.197	0.197	363@0.197	1150@0.218	---	---	9,637	2	1,898.49	2,598.75	0.12	0.28	40202020	
13,000,000	1.00	---	---	---	01/08/2007	07/04/2000	5093	AKRITAS SA (CR)	0.72	---	0.72	27/10/2023	---	---	---	---	---	40@0.700	---	---	---	---	---	---	9,360.00	0.414	0.72	50101035
221,519,681	0.300	---	---	---	02/07/2008	28/02/2011	4957	ANEK LINES SA (CR)	0.28	2.94	€ 0.272	27/10/2023	0.282	0.28	0.282	0.28	0.281	7019@0.272	69876@0.280	---	---	468,010	42	131,560.80	62,938.90	0.177	0.3	40501015
312,163	0.300	---	---	---	02/07/2008	28/02/2011	4959	ANEK LINES SA (PR, issue '90)	0.072	---	0.072	27/10/2023	---	---	---	---	40565@0.079	---	---	---	---	---	---	---	62,938.90	0.072	0.086	40501015
2,969,713	0.300	---	---	---	02/07/2008	28/02/2011	4958	ANEK LINES SA (PR, issue '96)	0.3	---	0.3	27/10/2023	---	---	---	---	0.3	---	---	---	---	306,160	1	91,848.00	62,938.90	0.173	0.38	40501015
17,579,754	4.16	---	---	---	18/08/2006	02/08/2010	---	BIOTER SA (CR)	0.21	3.96	€ 0.202	27/10/2023	0.21	0.21	0.21	0.21	0.21	5889@0.210	431@0.220	---	---	5,461	8	1,146.81	3,691.75	0.198	0.398	50101010
54,654,600	0.050	---	---	---	01/07/1998	30/12/2022	5275	VIS SA (CR)	0.322	---	0.322	27/10/2023	---	---	---	---	---	2635@0.300	---	2022	---	---	---	---	17,598.78	0.136	0.378	50203030
51,754,364	0.300	---	---	---	23/12/2003	24/01/2007	5197	SELECTED TEXT. IND. ASSOC (CR)	0.0975	---	0.0975	27/10/2023	0.0975	0.0975	0.0975	0.0975	0.098	1000@0.100	150@0.104	---	---	26	1	2.54	5,046.05	0.0975	0.202	55101020
604,095,621	0.300	---	---	---	30/05/2013	10/10/2023	---	INTRALOT (CR)	0.7	-7.90	€ 0.76	27/10/2023	0.75	0.7	0.75	0.7	0.724	4000@0.690	5000@0.705	---	---	599,384	179	433,944.45	422,866.93	0.5526	0.76	40501020
15,842,391	1.51	---	---	---	15/07/2009	12/05/2000	5141	BITROS HOLDING SA (CR)	0.5	---	0.5	27/10/2023	---	---	---	---	---	100@0.454	---	---	---	---	---	---	7,921.20	0.376	0.82	55102010
24,319,250	0.300	---	---	---	09/07/2002	04/07/2007	5165	PROODEFTIKH SA (CR)	0.446	-9.72	€ 0.494	27/10/2023	0.446	0.446	0.446	0.446	0.446	---	3250@0.446	---	---	20,000	6	8,920.00	10,846.39	0.4	0.6	50101010
28,438,268	0.070	---	---	---	21/08/2006	24/11/1999	5253	SPIROY AGRICULTURE SA (CR)	0.2	---	0.2	27/10/2023	---	---	---	---	---	---	2900@0.200	---	---	---	---	---	5,687.65	0.144	0.24	45102010
1,011,000	1.00	---	---	---	01/07/2004	11/12/2012	5193	TRIA ALFA SA (CR)	7.7	---	7.7	27/10/2023	---	---	---	---	---	100@7.20	14@7.70	58.97	2022	---	---	---	7,784.70	7.5	16.9	55101020

Suspension Status

66,948,210	0.300	---	---	---	22/09/2015	22/09/2015	5179	FOLLI FOLLIE (CR)	4.8	---	4.8	24/05/2018	---	---	---	---	---	---	---	---	---	---	---	---	---	321,351.41	4.8	4.8	40401030
12,417,000	0.310	---	---	---	27/08/2019	28/08/2017	5233	MLS MULTIMEDIA SA (CR)	0.57	---	0.57	12/05/2020	---	---	---	---	---	---	---	---	---	---	---	---	---	7,077.69	0.57	0.57	10101015
6,330,002	0.300	---	---	---	25/06/2002	15/03/2019	5278	VARVARESSOS (CR)	0.24	---	0.24	02/05/2023	---	---	---	---	---	---	---	---	---	---	---	---	---	1,519.20	0.16	0.25	55101020

Number of Outstanding Securities	Nominal Value	Dividends [1]			Date of Last Coupon		Note	Shares	Closing price	% change	Previous closing price/date	Open price	Price min	Price max	Last price	Avg price	Last Bid [7]	Last Ask [7]	P/E after tax	Year	Volume	Trades	Transactions Value[8]	Company Mkt Value (thou. €)	Year low	Year high	Sector[4]
3,961,300	1.28	---	---	---	29/06/2004	03/08/2000	5248	DUROS SA (CR)	0.25	---	0.25	24/04/2023	---	---	---	---	---	---	---	---	---	---	---	990.33	0.2	0.3	40204020
7,085,888	1.59	---	---	---	02/07/1996	06/09/2010	5216	ELVIEMEK (CR)	2.6	---	2.6	30/09/2019	---	---	---	---	---	---	---	---	---	---	---	18,423.31	2.6	2.6	35101010
7,125,216	0.650	---	---	---	01/07/2005	14/12/1999	4955	KRE.KA SA (CR)	0.28	---	0.28	06/04/2023	---	---	---	---	---	---	---	---	---	---	---	1,995.06	0.17	0.43	45102010
7,734,375	1.00	---	---	---	09/07/2007	07/01/2011	5277	LIVANIS SA (CR)	0.125	---	0.125	28/04/2023	---	---	---	---	---	---	---	---	---	---	---	966.80	0.12	0.18	40301030

Shares' Notes

Code	Note text
()	- Adjusted dividends.
*	- Last adjusted closing price.
[1]	- Net dividends.
[2]	- The "Date of Last Coupon" for New listings refers to the date company's stocks started to trade in Athex
[3]	- The Company Market Value is referred to the number of outstanding shares
[4]	- Sectors codification can be found in Appendix A
[5]	- The Market Value refers to the total number of shares listed (including their several classes) in the exchange by the company.
[6]	- P/E greater than 100
[7]	- Last view of the Order Book before the end of the trading session
[8]	- All Blocks Methods' Transactions Value are included.
4750	- Transfer to the Under Surveillance Category from 8/4/2011.
4955	- Transfer to the Surveillance Category as from 5/4/2013.
4957	- Transfer to the Surveillance Category as from 5/4/2013.
4958	- Transfer to the Surveillance Category as from 5/4/2013.
4959	- Transfer to the Surveillance Category as from 5/4/2013.
5093	- Transfer to the Surveillance Category as of 8/4/2015.
5141	- Transfer to the Surveillance Category as of 10/05/2017.
5160	- Transfer to the Surveillance Category as of 15/04/2016.
5165	- Transfer to the Surveillance Category as of 15/02/2018.
5179	- Suspension of trading as of 25/05/2018.
5193	- Transfer to the Surveillance Category as of 25/10/2018.
5197	- Transfer to the Surveillance Category as of 07/11/2018.
5216	- Suspension of trading as of 01/10/2019.
5232	- Transfer to the Under Surveillance Category from 08/04/2011.
5233	- Suspension of trading as of 13/05/2020.
5248	- Transfer to the Surveillance Category as of 06/09/20116.
5253	- Transfer to the Surveillance Category as of 14/5/2021.
5275	- Transfer to the Surveillance Category as of 09/07/2020.
5277	- Suspension of trading as of 02/05/2023.
5278	- Suspension of trading as of 03/05/2023.

Securities Blocks Details

Securities	Block Volume	Price	Block Trade Value	Time of approval	Note
ANEK LINES SA (PR, issue '96)	306,160	0.300	91,848.00	11:15:28	20
INTRAKAT (CR)	50,000	3.00	150,000.00	11:44:07	20
NATIONAL BANK (CR)	90,000	5.47	492,300.00	13:45:21	20
AEGEAN AIRLINES (CR)	15,000	10.14	152,100.00	14:41:58	20
CENERGY HOLDINGS (CB)	30,000	6.07	182,100.00	15:30:50	20
OPAP (CR)	35,000	15.35	537,250.00	15:49:14	20
MYTILINEOS (CR)	37,500	34.60	1,297,500.00	16:41:02	20
ALPHA SERVICES HOLD (CR)	300,000	1.42	424,800.00	17:03:11	20

Blocks Notes

- 9 - Method 6-1 / Special Fees
- 10 - Method 6-1 / Special Fees, SDS
- 14 - Method 6-3 / Settlement, Incomplete Buy and Sell
- 18 - Method 6-2 / SPOT 1
- 19 - Method 6-2 / SPOT 2
- 20 - Method 6-1 and Method 6-1 Same Day Settlement
- 21 - Other Pre-agreed

Shares Rights Details

Occured date	Exercise from	Exercise until	Trading until	Rights	Price min	Price max	Closing price	Last Bid	Last Ask	Volume	Trades	Transactions Value
--------------	---------------	----------------	---------------	--------	-----------	-----------	---------------	----------	----------	--------	--------	--------------------

No Rights Transactions.

Forced Sales Details

Securities	Category of Security	Transactions Volume	Number of Trades	Transactions Value	Note
------------	----------------------	------------------------	---------------------	-----------------------	------

No Forced Transactions.

Forced Sales Notes

- 1 - Compulsory Public Forced Sales
- 2 - Forced Sales of Fixed Registered Shares
- 3 - Forced Sales of Remaining Fractional Shares

Exchange Traded Funds (ETFs) Characteristics

	Transactions Date (T)	Creation / Redemption	Units (T-1)	New Units (T-1)	Redemption Units (T-1)	Units (T) [1]	Fund Assets [2]	Net Unit Price	Dividend per Unit	Dividend Date
ALPHA ETF FTSE Athex Large Cap	30/10/2023	5,000	924,675	---	---	924,675	26,844,480.00	29.0313	0.62	03/07/2023

ETFs Notes

[1] - Units (T) = Units (T-1) + New Units (T-1) - Redemption Units (T-1)

[2] - The Creation / Redemption Units of T-1 are included.

Non Convertible Corporate Bonds - Regulated Market

Num Listed Bonds	Nominal price	Issue price	Today's Rate	Exp. Date	Duration (years)	Note	Coupon		Trading Unit	Corporate Bonds	Accrued Int.	Yield.T.Mat	Price min	Price max	Closing price	Previous closing price/date	Volume	Transactions Value	Last order		ear min	Year max		
							Common	Preferred											Price	Buy / Sell			Date	
100,000	1,000.00	1,000.00	2.70	25/05/2026	5	---	5	---	1	COSTAMARE PARTICIPATIONS PLC (Non Convertible)	12.0000	4.6800	94.5000	95.0000	94.6778	95.5000	27/10/2023	9,000	8,629.00	94.5000	B	30/10/2023	92.6000	97.0000
320,000	1,000.00	1,000.00	3.40	21/07/2027	7	---	7	---	1	LAMDA DEVELOPMENT S.A. (Non Convertible)	9.7278	5.2680	91.5000	93.2000	92.2395	93.0000	27/10/2023	68,000	63,167.88	91.5000	B	30/10/2023	90.2000	95.5000
200,000	1,000.00	1,000.00	2.10	27/10/2027	7	---	7	---	1	O.P.A.P. S.A. (Non Convertible)	0.2917	4.5120	89.9702	91.0000	90.7500	91.9480	27/10/2023	26,000	23,563.29	90.7500	B	30/10/2023	89.2745	95.4000
200,000	1,000.00	1,000.00	1.90	23/03/2028	7	---	6	---	1	MOTOR OIL CORINTH REFINERIES SA (Non Convertible)	1.9528	4.3530	90.0000	90.5500	90.0200	90.4570	27/10/2023	21,000	18,950.51	90.0000	B	30/10/2023	87.5500	92.6000
100,000	1,000.00	1,000.00	2.95	11/02/2027	5	---	4	---	1	SAFE BULKERS PARTICIPATIONS PLC (Non Convertible)	6.7194	5.3990	92.3000	92.3000	92.3000	92.5000	25/10/2023	2,000	1,859.44	91.5000	B	30/10/2023	89.9269	97.9500
230,000	1,000.00	1,000.00	4.70	12/07/2029	7	---	3	---	1	LAMDA DEVELOPMENT S.A. (Non convertible)	14.6222	4.7370	98.2000	98.5000	98.5000	98.8350	27/10/2023	13,000	12,983.09	98.2000	B	30/10/2023	94.9889	101.0000
100,000	1,000.00	1,000.00	4.40	26/07/2029	7	---	3	---	1	CPLP SHIPPING HOLDINGS PLC (Non Convertible)	11.9778	4.9830	96.1000	96.1000	96.1000	96.0800	26/10/2023	1,000	972.98	96.0000	B	30/10/2023	94.9625	100.8000
200,000	1,000.00	1,000.00	3.60	12/03/2026	7	---	10	---	1	AEGEAN AIRLINES S.A. (Non Convertible)	5.0000	4.5410	95.0201	96.6298	96.3000	96.5740	26/10/2023	56,000	53,912.19	95.4100	B	30/10/2023	95.6301	98.9000
500,000	1,000.00	1,000.00	2.75	03/07/2027	7	---	7	---	1	GEK TERNA S.A. (Non Convertible)	9.2431	5.6640	89.1000	89.7000	89.4132	89.5980	27/10/2023	148,000	133,713.37	89.3000	B	30/10/2023	86.8000	94.4535
120,000	1,000.00	1,000.00	3.95	04/04/2025	7	---	12	---	1	GEK TERNA S.A. (Non Convertible)	3.0722	4.3340	98.1500	98.2000	98.1563	98.5000	27/10/2023	16,000	15,754.16	98.1500	B	30/10/2023	97.5523	100.5000
175,000	1,000.00	1,000.00	3.40	26/07/2024	5	---	9	---	1	ATTICA HOLDINGS S.A. (Non Convertible)	9.2556	5.1060	97.9600	98.8900	98.2257	98.8950	27/10/2023	7,000	6,940.59	98.0000	B	30/10/2023	96.6179	99.4500
300,000	1,000.00	1,000.00	2.30	20/07/2028	7	---	5	---	1	PRODEA REIC S.A.(Non Convertible)	6.6444	5.9680	84.6000	85.8500	85.1500	85.4000	27/10/2023	39,000	33,430.33	84.6000	B	30/10/2023	82.0100	89.1000
150,000	1,000.00	1,000.00	2.65	22/10/2026	5	---	5	---	1	CPLP SHIPPING HOLDINGS PLC (Non Convertible)	0.6625	5.0470	92.9500	93.0000	92.9950	92.7210	27/10/2023	11,000	10,236.74	92.7500	B	30/10/2023	92.4500	96.0000
250,000	1,000.00	1,000.00	2.45	16/11/2028	7	---	4	---	1	ELVALHALCOR S.A. (Non Convertible)	11.5014	5.6020	86.3500	86.4000	86.3735	86.2600	27/10/2023	49,000	42,886.57	86.4000	B	30/10/2023	84.0000	92.0000
120,000	1,000.00	1,000.00	2.65	06/12/2028	7	---	4	---	1	NOVAL PROPERTY REIC (Non Convertible)	10.8944	5.7540	86.4000	86.5000	86.4450	86.5080	27/10/2023	20,000	17,506.89	86.0000	B	30/10/2023	83.8000	91.9500
300,000	1,000.00	1,000.00	2.30	14/12/2028	7	---	4	---	1	GEK TERNA S.A. (Non Convertible)	8.9444	5.6610	85.1000	86.0000	85.5013	85.1000	27/10/2023	100,000	86,352.44	82.5600	B	30/10/2023	80.0010	90.3500
100,000	1,000.00	1,000.00	2.80	25/01/2027	5	---	4	---	1	PREMIA S.A. (Non Convertible)	7.7000	6.2280	---	---	---	89.8000	25/10/2023	---	---	89.6000	B	30/10/2023	87.6862	95.9899
500,000	1,000.00	1,000.00	4.00	10/07/2030	7	---	1	---	1	MYTILINEOS S.A. (Non Convertible)	12.6667	4.1850	98.6000	98.8000	98.7455	98.7710	27/10/2023	22,000	22,002.67	98.5700	B	30/10/2023	98.4000	100.0700

Corporate Bonds Notes

Transactions Volume = (Pieces) * (Nominal Price). Transactions Value = (Pieces) * (Nominal Price) * (price %) + (Accrued interest).

The price of a Bond is stated as a percentage (%) of Bond's Nominal Price.

Nominal Price in Euros (€), except if it is noted differently.

Non Convertible Corporate Bonds - Regulated Market

Num Listed Bonds	Nominal price	Issue price	Today's Rate	Exp. Date	Duration (years)	Note	Coupon		Trading Unit	Corporate Bonds	Accrued Int.	Yield.T.Mat	Price min	Price max	Closing price	Previous closing price/date	Volume	Transactions Value	Last order			ear min	Year max
							Common	Preferred											Price	Buy / Sell	Date		
150,000	1,000.00	1,000.00	2.60	22/10/2026	7	---	9	---	1	TERNA ENERGY FINANCE S.A. (Non Convertible)	0.6500	4.6760	90.5038	93.1900	93.1900	92.3220 25/10/2023	12,000	10,919.59	91.2000	B	30/10/2023	90.4543	95.7400

Corporate Bonds Notes

Transactions Volume = (Pieces) * (Nominal Price). Transactions Value = (Pieces) * (Nominal Price) * (price %) + (Accrued interest).

The price of a Bond is stated as a percentage (%) of Bond's Nominal Price.

Nominal Price in Euros (€), except if it is noted differently.

Government Bonds

Number Listed Bonds	Nominal price	Today's Rate	Accrued Interest Calc	Exp. Date [1]	Duration (years)	Note	Coupons Date	Curr. coupon value	Trading Unit	Government Bonds	Price min	Price max	Closing price	Previous closing price/date	Volume	Transactions Value	Price	Last order Buy / Sell	Date
4,500,000	1,000.00	1.88	Actual/Actual	04/02/2035	15	---	04/02	1.88	1	GGB-FXD-040235-15Y-1.875-1.000	---	---	---	---	---	---	---	---	---
1,805,793	1,000.00	3.45	Actual/Actual	02/04/2024	5	---	02/04	3.45	1	GGB-FXD-020424-05Y-3.450-1.000	---	---	---	---	---	---	---	---	---
6,000,000	1,000.00	0.75	Actual/Actual	18/06/2031	10	---	18/06	0.75	1	GGB-FXD-180631-10Y-0.750-1.000	---	---	---	---	---	---	---	---	---
2,900,000	1,000.00	3.88	Actual/Actual	15/06/2028	5	---	15/06	3.88	1	GGB-FXD-150628-05Y-3.875-1.000	---	---	---	---	---	---	---	---	---
5,962,747,327	1.00	3.75	Actual/Actual	30/01/2028	10	---	/02 - 01/02 - 31/	3.75	1	GGB-FXD-300128-10Y-3.750-1.000	---	---	---	85.4610 13/07/2018	---	---	1.0000	B	28/11/2018
7,067,309,386	1.00	3.90	Actual/Actual	30/01/2033	15	---	/02 - 01/02 - 31/	3.90	1	GGB-FXD-300133-15Y-3.900-1.000	---	---	---	78.6730 13/07/2018	---	---	1.0000	B	28/11/2018
5,622,848,349	1.00	4.00	Actual/Actual	30/01/2037	19	---	/02 - 01/02 - 31/	4.00	1	GGB-FXD-300137-19Y-4.000-1.000	---	---	---	77.0370 13/07/2018	---	---	1.0000	B	28/11/2018
5,476,770,669	1.00	4.20	Actual/Actual	30/01/2042	24	---	/02 - 01/02 - 31/	4.20	1	GGB-FXD-300142-24Y-4.200-1.000	---	---	---	77.7640 13/07/2018	---	---	1.0000	B	28/11/2018
48,794,718	1.00	4.30	Actual/Actual	24/02/2024	12	---	24/02	4.30	1	GGB-FXD-240224-12Y-2.000-1.000	---	---	---	10.0000 22/06/2015	---	---	---	---	---
40,248,141	1.00	4.30	Actual/Actual	24/02/2025	13	---	24/02	4.30	1	GGB-FXD-240225-13Y-2.000-1.000	---	---	---	10.0000 22/06/2015	---	---	---	---	---
59,586,043	1.00	4.30	Actual/Actual	24/02/2026	14	---	24/02	4.30	1	GGB-FXD-240226-14Y-2.000-1.000	---	---	---	10.0000 22/06/2015	---	---	---	---	---
41,118,344	1.00	4.30	Actual/Actual	24/02/2027	15	---	24/02	4.30	1	GGB-FXD-240227-15Y-2.000-1.000	---	---	---	10.0000 22/06/2015	---	---	---	---	---
45,137,734	1.00	4.30	Actual/Actual	24/02/2028	16	---	24/02	4.30	1	GGB-FXD-240228-16Y-2.000-1.000	---	---	---	10.0000 22/06/2015	---	---	---	---	---
61,768,888	1.00	4.30	Actual/Actual	24/02/2029	17	---	24/02	4.30	1	GGB-FXD-240229-17Y-2.000-1.000	---	---	---	10.0000 22/06/2015	---	---	---	---	---
54,567,744	1.00	4.30	Actual/Actual	24/02/2030	18	---	24/02	4.30	1	GGB-FXD-240230-18Y-2.000-1.000	---	---	---	10.0000 22/06/2015	---	---	---	---	---
37,541,515	1.00	4.30	Actual/Actual	24/02/2031	19	---	24/02	4.30	1	GGB-FXD-240231-19Y-2.000-1.000	---	---	---	10.0000 22/06/2015	---	---	---	---	---
37,558,317	1.00	4.30	Actual/Actual	24/02/2032	20	---	24/02	4.30	1	GGB-FXD-240232-20Y-2.000-1.000	---	---	---	10.0000 22/06/2015	---	---	---	---	---
37,473,732	1.00	4.30	Actual/Actual	24/02/2033	21	---	24/02	4.30	1	GGB-FXD-240233-21Y-2.000-1.000	---	---	---	10.0000 22/06/2015	---	---	---	---	---
33,888,293	1.00	4.30	Actual/Actual	24/02/2034	22	---	24/02	4.30	1	GGB-FXD-240234-22Y-2.000-1.000	---	---	---	10.0000 22/06/2015	---	---	---	---	---
35,177,800	1.00	4.30	Actual/Actual	24/02/2035	23	---	24/02	4.30	1	GGB-FXD-240235-23Y-2.000-1.000	---	---	---	10.0000 22/06/2015	---	---	---	---	---
35,547,268	1.00	4.30	Actual/Actual	24/02/2036	24	---	24/02	4.30	1	GGB-FXD-240236-24Y-2.000-1.000	---	---	---	10.0000 22/06/2015	---	---	---	---	---
40,246,306	1.00	4.30	Actual/Actual	24/02/2037	25	---	24/02	4.30	1	GGB-FXD-240237-25Y-2.000-1.000	---	---	---	10.0000 22/06/2015	---	---	---	---	---
37,643,952	1.00	4.30	Actual/Actual	24/02/2038	26	---	24/02	4.30	1	GGB-FXD-240238-26Y-2.000-1.000	---	---	---	10.0000 22/06/2015	---	---	---	---	---
36,977,100	1.00	4.30	Actual/Actual	24/02/2039	27	---	24/02	4.30	1	GGB-FXD-240239-27Y-2.000-1.000	---	---	---	10.0000 22/06/2015	---	---	---	---	---
41,615,000	1.00	4.30	Actual/Actual	24/02/2040	28	---	24/02	4.30	1	GGB-FXD-240240-28Y-2.000-1.000	---	---	---	10.0000 22/06/2015	---	---	---	---	---
42,227,208	1.00	4.30	Actual/Actual	24/02/2041	29	---	24/02	4.30	1	GGB-FXD-240241-29Y-2.000-1.000	---	---	---	10.0000 22/06/2015	---	---	---	---	---
68,288,487	1.00	4.30	Actual/Actual	24/02/2042	30	---	24/02	4.30	1	GGB-FXD-240242-30Y-2.000-1.000	---	---	---	10.0000 22/06/2015	---	---	---	---	---
4,000,000	1,000.00	3.88	Actual/Actual	12/03/2029	10	---	12/03	3.88	1	GGB-FXD-120329-10Y-3.875-1.000	---	---	---	---	---	---	100.0000	B	15/10/2019
4,500,000	1,000.00	0.00	Actual/Actual	12/02/2026	5	---	12/02	0.00	1	GGB-FXD-120226-05Y-3.000-1.000	---	---	---	---	---	---	---	---	---
2,209,163	1,000.00	3.38	Actual/Actual	15/02/2025	7	---	15/02	3.38	1	GGB-FXD-150225-07Y-3.375-1.000	---	---	---	---	---	---	---	---	---
964,000	1,000.00	3.25	Actual/Actual	20/03/2025	6	---	20/03	3.25	1	GGB-FXD-200325-06Y-3.250-1.000	---	---	---	---	---	---	---	---	---
2,100,000	1,000.00	3.55	Actual/Actual	20/03/2026	7	---	20/03	3.55	1	GGB-FXD-200326-07Y-3.550-1.000	---	---	---	---	---	---	---	---	---
5,500,000	1,000.00	1.50	Actual/Actual	18/06/2030	10	---	18/06	1.50	1	GGB-FXD-180630-10Y-1.500-1.000	---	---	---	---	---	---	---	---	---
3,500,000	1,000.00	4.38	Actual/Actual	18/07/2038	15	---	18/07	4.38	1	GGB-FXD-180738-15Y-4.375-1.000	---	---	---	---	---	---	---	---	---

Government Bonds Notes

Transactions Volume = (Pieces) * (Nominal Price). Transactions Value = (Pieces) * (Nominal Price) * (price %) + (Accrued interest).

The Value of current coupon for the issues with NV 0.01 euro refers to NV 100 euros

FLR: Floating Interest Rate.

[1] - The Expiration Date of the interest bearing period and the Date for coupon payment.

Government Bonds

Number Listed Bonds	Nominal price	Today's Rate	Accrued Interest Calc	Exp. Date [1]	Duration (years)	Note	Coupons Date	Curr. coupon value	Trading Unit	Government Bonds	Price min	Price max	Closing price	Previous closing price/date	Volume	Transactions Value	Price	Last order Buy / Sell	Date	
40,000	1,000.00	4.67	FLR	Actual/360	18/09/2024	1	---	18/09 - 19/03	---	1	GGB-FLT-180924-01Y-4.670-1.000	---	---	---	---	---	---	---	---	---
5,364,250	1,000.00	3.25		Actual/Actual	20/03/2050	30	---	20/03	3.25	1	GGB-FXD-200350-30Y-3.250-1.000	---	---	---	---	---	---	---	---	---
3,924,361	1,000.00	2.00		Actual/Actual	22/04/2027	7	---	22/04	2.00	1	GGB-FXD-220427-07Y-2.000-1.000	---	---	---	---	---	99.9000	B	22/04/2020	
2,500,000	1,000.00	1.88		Actual/Actual	23/07/2026	7	---	23/07	1.88	1	GGB-FXD-230726-07Y-1.875-1.000	---	---	---	---	---	---	---	---	---
4,500,000	1,000.00	4.25		Actual/Actual	15/06/2033	10	---	15/06	4.25	1	GGB-FXD-150633-10Y-4.250-1.000	---	---	---	---	---	---	---	---	---
3,500,000	1,000.00	1.88		Actual/Actual	24/01/2052	30	---	24/01	1.88	1	GGB-FXD-240152-30Y-1.875-1.000	---	---	---	---	---	---	---	---	---
3,700,000	1,000.00	1.75		Actual/Actual	18/06/2032	10	---	18/06	1.75	1	GGB-FXD-180632-10Y-1.750-1.000	---	---	---	---	---	---	---	---	---
2,200,000	1,000.00	1.13	FLR	Actual/360	15/12/2027	5	---	- 15/12 - 15/03 -	---	1	GGB-FLT-151227-05Y-1.130-1.000	---	---	---	---	---	102.1600	B	30/12/2022	

Government Bonds Notes

Transactions Volume = (Pieces) * (Nominal Price). Transactions Value = (Pieces) * (Nominal Price) * (price %) + (Accrued interest).

The Value of current coupon for the issues with NV 0.01 euro refers to NV 100 euros

FLR: Floating Interest Rate.

[1] - The Expiration Date of the interest bearing period and the Date for coupon payment.

Treasury Bills & Zero Coupon Government Bonds

Issue Date	13-Week Maturity									26-Week Maturity									52-Week Maturity								
	Exp. Date	Initial Rate	Num Listed Bonds	Nominal price	Issue price	Last Trade Price	Last Trade Date	Volume Traded	Note	Exp. Date	Initial Rate	Num Listed Bonds	Nominal price	Issue price	Last Trade Price	Last Trade Date	Volume Traded	Note	Exp. Date	Initial Rate	Num Listed Bonds	Nominal price	Issue price	Last Trade Price	Last Trade Date	Volume Traded	Note
09/12/2022	---	---	---	---	---	---	---	---	---	---	---	---	---	---	---	---	---	---	08/12/2023	2.73	600,000	1,000.00	973.10	---	---	---	---
10/03/2023	---	---	---	---	---	---	---	---	---	---	---	---	---	---	---	---	---	---	08/03/2024	3.75	1,000,000	1,000.00	963.46	---	---	---	---
09/06/2023	---	---	---	---	---	---	---	---	---	---	---	---	---	---	---	---	---	---	07/06/2024	3.84	1,600,000	1,000.00	962.60	---	---	---	---
08/09/2023	---	---	---	---	---	---	---	---	---	---	---	---	---	---	---	---	---	---	06/09/2024	3.81	812,500	1,000.00	962.90	---	---	---	---

Bonds in Circulation	Currency / Min nominal traded Value	Coupons Payment Date	Current Coupon Value	Note	Coupon	Trading Unit	Issue Date	Duration (years)	Today's Interest	A.I.C in days	Bonds	Last price of previous days		Last Outcry in Cash (euro)		Trades in Pieces	Life min	Life Max	
												Price	Buy / Sell	Price	Buy / Sell				
Corporate Bonds in Foreign Currency and Euro																			
103,746	GBP / 10	01/12	0.25	---	64	1	01/12/1930	98	2.5	360	National Mortgage Bank	2.27	05/02/1996	2.27	S	05/02/1996	---	2.27	2.27
0	GBP / 10	01/12	0.25	---	66	1	01/12/1928	100	2.5	360	National Mortgage Bank	---	---	---	---	---	---	---	---

Government Bonds Notes

A.I.C: Accrued Interest Calculation base.

FLR: Floating Interest Rate.

The minimum tradeable Nominal Value for all Demeterialised Government Titles is 100 Euros.

(μφρ-0)

Athex & ATHEXClear Members List

Member Name	Stock Market			Derivatives Market		ATHEXClear Member				
	Address	Phone	Fax	Market Member	Remote Member	Market Maker	Proprietary	Market Maker	General Clearing	Direct Clearing
A. SARRIS SECURITIES S.A.				a						
6, ΔΡΑΓΑΤΣΑΝΙΟΥ 6 ΑΘΗΝΑ	2103367700									
AEONIC SECURITIES C.I.F. P.L.C.				a						
, ΛΑΪΟΥ 6, ΓΡ. 301B, ANNA COURT	35725337600									
ALPHA BANK S.A.									a	
, ΣΤΑΔΙΟΥ 40 ΑΘΗΝΑ	2103260000									
ALPHA FINANCE INVESTMENT SERVICES SINGLE MEMBER SA				a		a	a	a		a
5, ΠΑΝΕΠΙΣΤΗΜΙΟΥ 45 ΑΘΗΝΑ	2103677400									
ARGUS STOCKBROKERS LTD				a	a		a			
25, 25 ΛΕΩΦΟΡΟΣ ΔΗΜΟΣΘΕΝΗ ΣΕΒΕΡΗ	0035722717000									
ATLANTIC SECURITIES LTD				a	a					
37, ΠΡΟΔΡΟΜΟΥ 37	0035722445400									
AXON SECURITIES S.A.				a			a			
48, ΣΤΑΔΙΟΥ 48 ΑΘΗΝΑ	2103363800									
BETA SECURITIES S.A.				a		a	a			a
29, Λ. ΑΛΕΞΑΝΔΡΑΣ 29 ΑΘΗΝΑ	2106478930									
BNP PARIBAS S.A.									a	
, ΛΑΜΨΑΚΟΥ 2 ΑΘΗΝΑ	2107468525									
BOFA SECURITIES EUROPE SA				a	a					
, 112 AVENUE KL'BER 75116	+33 153655555									
CAPITAL SECURITIES S.A.				a			a			
58, ΜΗΤΡΟΠΟΛΕΩΣ 58 ΑΘΗΝΑ	2103369700									
CITIGROUP GLOBAL MARKETS EUROPE AG				a	a					
16, REUTERWEG 16	+49 691366-0									
CITIGROUP GLOBAL MARKETS LIMITED				a						
1, 33 CANADA SQUARE -CANARY WHARF	+44 02079864000									
CREDIT SUISSE BANK (EUROPE), S.A.				a	a					
, CALLE AYALA 42, 3A PLANTA-B MADRID	+34917916000									
CREDIT SUISSE SECURITIES (EUROPE) LIMITED				a						
1, ONE CABOT SQUARE LONDON	+44 2078888888									
CYCLOS SECURITIES S.A.				a			a			
39, ΧΑΡΙΛΑΟΥ ΤΡΙΚΟΥΠΗ 6-8-10 ΑΘΗΝΑ	2103364300									
DEUTSCHE BANK S.A.					a					
1, GREAT WINCHESTER STREET LONDON	+44 20 754 54209	00441133361437								
EUROBANK EQUITIES INVESTMENT FIRM SINGLE MEMBER SA				a		a	a	a		a
, ΦΙΛΕΛΛΗΝΩΝ 10 & ΞΕΝΟΦΩΝΤΟΣ 13 ΑΘΗΝΑ	2103720425									
EUROBANK S.A.									a	
, ΟΘΩΝΟΣ 8 ΑΘΗΝΑ	2144043907									
EUROCORP INVESTMENT SERVICES S.A.				a			a			a
14, ΠΛ.ΦΙΛΙΚΗΣ ΕΤΑΙΡΕΙΑΣ 14 ΑΘΗΝΑ	2107263600									
EUOTRUST INVESTMENT FIRM SA				a						
113, ΣΕΒΑΣΤΟΥΠΟΛΕΩΣ 113 ΑΘΗΝΑ	2103363100									
EUROXX SECURITIES S.A.				a		a	a	a		a
7, ΠΑΛΕΟΛΟΓΟΥ ΧΑΛΑΝΔΡΙ	+30 2106879400	210-6879401								
7, ΠΑΛΑΙΟΛΟΓΟΥ ΧΑΛΑΝΔΡΙ	(210)-6879400	(210)-6879401								
FREEDOM FINANCE EUROPE LTD				a	a					
, ΧΡΙΣΤΑΚΗ ΚΡΑΝΟΥ 20	035725257786									
G. A. PERVANAS SECURITIES- INVESTMENT SERVICES S.A.				a						
7-9, ΣΟΦΟΚΛΕΟΥΣ 7-9 ΑΘΗΝΑ	2103727200									
GLOBAL CAPITAL SECURITIES & FINANCIAL SERVICES LTD				a	a					
50, ΛΑΡΧΙΕΠΙΣΚΟΠΟΥ ΜΑΚΑΡΙΟΥ Γ50	0035722710710									
GREENPOST TRADING EUROPE LTD				a	a	a				
, ΚΙΜΩΝΟΣ 3, ACROPOLIS MANSIONS, 2ND FLOOR, FLAT/OFFICE 202	035722521389									
HELLENIC AMERICAN SECURITIES S.A.				a		a	a			a
27, ΑΝΔΡΕΑ ΠΑΠΑΝΔΡΕΟΥ 27 MAROUSI	2103311100									
HELLENIC BANK (INVESTMENTS) LTD					a					
, ΑVE.ΚΥΡΙΑΚΟΥ ΜΑΤΣΙ 31 - PO BOX 24747 NICOSIA	+357 22500100	357 22500110								
HSBC CONTINENTAL EUROPE									a	
109-111, Λ.ΜΕΣΟΓΕΙΩΝ 109-111	2106960000									
INDEX SECURITIES S.A.				a						
6, ΔΡΑΓΑΤΣΑΝΙΟΥ 6 ΑΘΗΝΑ	2103213920									
J. CHR. MAVRIKIS SECURITIES S.A.				a						
5, ΣΟΦΟΚΛΕΟΥΣ 5 ΑΘΗΝΑ	2103216730									

Athex & ATHEXClear Members List

Member Name				Stock Market			Derivatives Market		ATHEXClear Member	
	Address	Phone	Fax	Market Member	Remote Member	Market Maker	Proprietary	Market Maker	General Clearing	Direct Clearing
KAPPA SECURITIES S.A.				a			a			
15, ΒΑΛΑΩΡΙΤΟΥ 15 ΑΘΗΝΑ	2103678600									
KARAMANOF SECURITIES & INVESTMENT SERVICES S.A.				a						
2, ΠΛ.ΑΓ.ΘΕΟΔΩΡΩΝ 2 ΑΘΗΝΑ	2103212947									
LAIKI FINANCIAL SERVICES LTD					a					
26, AVE. VYRONOS NICOSIA	357 22367367	357 22718567								
LEON DEPOLAS SECURITIES S.A.				a		a	a			
1, ΧΡΗΣΤΟΥ ΛΑΔΑ 1 ΑΘΗΝΑ	2103213276 -28									
MEGA EQUITY SECURITIES & FINANCIAL SERVICES PUBLIC LTD				a	a		a			
42-44, ΛΕΩΦ.ΓΡΙΒΑ ΔΙΓΕΝΗ 42-44	0035722711711									
MERIT SECURITIES S.A				a		a	a			a
5, ΣΟΦΟΚΛΕΟΥΣ 5 ΑΘΗΝΑ	2103671880									
MERRILL LYNCH INTERNATIONAL				a						
2, 2 KING EDWARD STREET LONDON	+44 20276281000									
N. CHRYSOCHOIDIS SECURITIES S.A.				a			a			a
7-9, ΣΟΦΟΚΛΕΟΥΣ 7-9 ΑΘΗΝΑ	2103213913									
NATIONAL BANK OF GREECE S.A.				a		a	a		a	
86, ΑΙΟΛΟΥ ΣΤΡ. ΑΘΗΝΑ	(210)-3341000	(210)-3228187								
68, ΑΚΑΔΙΜΙΑΣ ΣΤΡ. ΑΘΗΝΑ	(210)-3328817	(210)-3328678								
NATIONAL SECURITIES SINGLE MEMBER SA				a		a	a	a		
66, ΛΕΩΦΟΡΟΣ ΑΘΗΝΩΝ 128-132 & ΙΦΙΓΕΝΙΑΣ ΑΘΗΝΑ	2103328784									
NUNTIUS BROKERAGE AND INVESTMENT SERVICES S.A				a						
6, ΔΡΑΓΑΤΣΑΝΙΟΥ 6 ΑΘΗΝΑ	2103350599									
ONE PLUS CAPITAL LIMITED				a	a					
, 75 PRODROMOU AVENUE NICOSIA 1307	35722873760									
OPTIMA BANK S.A.				a		a	a	a	a	
, ΑΙΓΙΑΛΕΙΑΣ 32 & ΠΑΡΑΔΕΙΣΟΥ ΜΑΡΟΥΣΙ	210 8173000									
PANCRETA BANK S.A									a	
, ΙΚΑΡΟΥ 5	2810338746									
PANTELAKIS SECURITIES S.A.				a		a	a	a		
57, ΕΘΝΙΚΗΣ ΑΝΤΙΣΤΑΣΕΩΣ 57, ΚΤΙΠΙΟ Β CHALANDRI	2106965000								a	
PIRAEUS BANK S.A.				a			a			
, ΑΜΕΡΙΚΗΣ 4 ΑΘΗΝΑ	2103335000									
PIRAEUS SECURITIES S. A.				a		a	a	a		a
10, ΣΤΑΔΙΟΥ 10 ΑΘΗΝΑ	2103354100									
PROCHOICE SECURITIES LTD				a	a					
57, ΛΕΩΦ.ΣΠΥΡΟΥ ΚΥΠΡΙΑΝΟΥ 57, ΑΚΙΝΗΤΑ Φ	035724661192									
SHARELINK SECURITIES & FINANCIAL SERVICES LTD				a			a			
6, HOUSE-ΘΕΟΤΟΚΗ 6 ΜΕΓΑΡΟ ΕΛΜΗΝΑ	+357 22554200									
SOCIETE GENERALE S.A.				a	a		a			
, 17 COURS VALMY, CEDEX	+157290504									
SOLIDUS SECURITIES S.A				a			a			a
64, ΛΟΥΙΖΗΣ ΠΙΑΝΚΟΥΡ 64 ΑΘΗΝΑ	2106900600									
ST. EM. LAVRENTAKIS SECURITIES S.A.				a			a			
7-9, ΣΟΦΟΚΛΕΟΥΣ 7-9 ΑΘΗΝΑ	2103213336									
THE CYPRUS INVESTMENT & SECURITIES CORPORATION LTD				a	a					
154, ΑΓΙΟΥ ΠΡΟΚΟΠΙΟΥ & ΠΟΣΕΙΔΩΝΟΣ 1	0035722121700									
UBS EUROPE SE				a	a					
, OPERNTURM, BOCKENHEIMER LANDSTRASSE 2-4	496921790									
UBS LIMITED					a					
1, FINSBURY AVENUE LONDON	+44 2075687135									

List of Stocks under Market Making operations

Securities	Market Maker	Start Market Making	Stock Category	Suspension Status
MLS MULTIMEDIA SA (CR)				
	PIRAEUS SECURITIES S. A.	01/08/2019		
ALPHA ETF FTSE Athex Large Cap			Exchange Traded Funds (ETFs)	
	ALPHA FINANCE INVESTMENT SERVICES SINGLE MEMBER SA	02/01/1900		
	NATIONAL SECURITIES SINGLE MEMBER SA	02/01/1900		
ADMIE (IPTO) HOLDING S.A. (CR)			Main Market	
	EUROBANK EQUITIES INVESTMENT FIRM SINGLE MEMBER SA	24/05/2021		
	HELLENIC AMERICAN SECURITIES S.A.	09/03/2020		
	PIRAEUS SECURITIES S. A.	29/06/2017		
AEGEAN AIRLINES (CR)			Main Market	
	EUROBANK EQUITIES INVESTMENT FIRM SINGLE MEMBER SA	22/09/2020		
ALPHA SERVICES HOLD (CR)			Main Market	
	ALPHA FINANCE INVESTMENT SERVICES SINGLE MEMBER SA	29/02/2016		
	EUROBANK EQUITIES INVESTMENT FIRM SINGLE MEMBER SA	22/10/2006		
	GREENPOST TRADING EUROPE LTD	12/06/2023		
	HELLENIC AMERICAN SECURITIES S.A.	25/07/2014		
	LEON DEPOLAS SECURITIES S.A.	04/01/2016		
	MERIT SECURITIES S.A	03/09/2012		
	NATIONAL SECURITIES SINGLE MEMBER SA	02/01/1900		
	PIRAEUS SECURITIES S. A.	28/05/2009		
ALPHA TRUST (CR)			Main Market	
	EUROBANK EQUITIES INVESTMENT FIRM SINGLE MEMBER SA	06/02/2023		
	LEON DEPOLAS SECURITIES S.A.	04/01/2021		
ALUMIL (CR)			Main Market	
	PIRAEUS SECURITIES S. A.	31/07/2023		
ANDROMEDA SA (CR)			Main Market	
	BETA SECURITIES S.A.	15/02/2021		
	OPTIMA BANK S.A.	03/04/2023		
ATTICA BANK S.A. (CR)			Main Market	
	EUROXX SECURITIES S.A.	22/01/2016		
	PIRAEUS SECURITIES S. A.	20/09/2017		
AUSTRIACARD (CB)			Main Market	
	BETA SECURITIES S.A.	23/03/2023		
	EUROBANK EQUITIES INVESTMENT FIRM SINGLE MEMBER SA	15/05/2023		
AUTOHELLAS SA (CR)			Main Market	
	ALPHA FINANCE INVESTMENT SERVICES SINGLE MEMBER SA	01/07/2019		
	EUROXX SECURITIES S.A.	02/07/2018		
AVAX S.A. (CR)			Main Market	
	EUROBANK EQUITIES INVESTMENT FIRM SINGLE MEMBER SA	14/12/2015		
	OPTIMA BANK S.A.	04/09/2023		
	PIRAEUS SECURITIES S. A.	01/02/2021		
AVE (CR)			Main Market	
	EUROXX SECURITIES S.A.	05/06/2020		
BRIO PROPERTIES (CR)			Main Market	
	EUROBANK EQUITIES INVESTMENT FIRM SINGLE MEMBER SA	09/09/2019		
	LEON DEPOLAS SECURITIES S.A.	22/02/2021		
CC HBC AG (CR)			Main Market	
	BETA SECURITIES S.A.	08/03/2021		
	NATIONAL SECURITIES SINGLE MEMBER SA	02/01/1900		
	PIRAEUS SECURITIES S. A.	04/05/2015		
CENERGY HOLDINGS (CB)			Main Market	
	ALPHA FINANCE INVESTMENT SERVICES SINGLE MEMBER SA	02/01/2016		
	EUROBANK EQUITIES INVESTMENT FIRM SINGLE MEMBER SA	02/01/2016		
	OPTIMA BANK S.A.	14/03/2022		
	PANTELAKIS SECURITIES S.A.	27/12/2022		
CNL CAPITAL (CR)			Main Market	
	MERIT SECURITIES S.A	01/10/2018		
DIMAND (CR)			Main Market	
	ALPHA FINANCE INVESTMENT SERVICES SINGLE MEMBER SA	08/08/2022		
	EUROBANK EQUITIES INVESTMENT FIRM SINGLE MEMBER SA	08/08/2022		
	PANTELAKIS SECURITIES S.A.	15/05/2023		
EKTER SA (CR)			Main Market	
	BETA SECURITIES S.A.	26/09/2022		
	EUROBANK EQUITIES INVESTMENT FIRM SINGLE MEMBER SA	16/10/2017		
	LEON DEPOLAS SECURITIES S.A.	21/05/2018		
ELASTRON (CR)			Main Market	
	LEON DEPOLAS SECURITIES S.A.	20/02/2017		

List of Stocks under Market Making operations

Securities	Stock Category
Market Maker	Start Market Making
ELLAKTOR (CR)	Main Market
ALPHA FINANCE INVESTMENT SERVICES SINGLE MEMBER SA	18/03/2019
EUROBANK EQUITIES INVESTMENT FIRM SINGLE MEMBER SA	01/06/2012
EUROXX SECURITIES S.A.	24/09/2018
NATIONAL SECURITIES SINGLE MEMBER SA	02/01/1900
PIRAEUS SECURITIES S. A.	22/10/2018
ELTON SA (CR)	Main Market
EUROBANK EQUITIES INVESTMENT FIRM SINGLE MEMBER SA	28/11/2022
OPTIMA BANK S.A.	30/01/2023
ELVALHALCOR (CR)	Main Market
ALPHA FINANCE INVESTMENT SERVICES SINGLE MEMBER SA	07/05/2018
BETA SECURITIES S.A.	09/01/2023
EUROBANK EQUITIES INVESTMENT FIRM SINGLE MEMBER SA	07/05/2018
ENTERSOFT (CR)	Main Market
ALPHA FINANCE INVESTMENT SERVICES SINGLE MEMBER SA	23/03/2023
EUROBANK EQUITIES INVESTMENT FIRM SINGLE MEMBER SA	22/06/2020
EUROBANK HOLDINGS (CR)	Main Market
ALPHA FINANCE INVESTMENT SERVICES SINGLE MEMBER SA	09/01/2006
EUROBANK EQUITIES INVESTMENT FIRM SINGLE MEMBER SA	01/06/2012
GREENPOST TRADING EUROPE LTD	12/06/2023
HELLENIC AMERICAN SECURITIES S.A.	25/07/2014
LEON DEPOLAS SECURITIES S.A.	30/11/2018
MERIT SECURITIES S.A	06/11/2017
NATIONAL SECURITIES SINGLE MEMBER SA	02/01/1900
PIRAEUS SECURITIES S. A.	28/09/2009
EUROCONSULTANTS S.A. (CR)	Main Market
OPTIMA BANK S.A.	01/02/2023
EYDAP S.A. (CR)	Main Market
ALPHA FINANCE INVESTMENT SERVICES SINGLE MEMBER SA	27/01/2020
EUROBANK EQUITIES INVESTMENT FIRM SINGLE MEMBER SA	10/06/2019
FOURLIS (CR)	Main Market
EUROBANK EQUITIES INVESTMENT FIRM SINGLE MEMBER SA	01/12/2016
PIRAEUS SECURITIES S. A.	06/03/2017
GEK TERNA (CR)	Main Market
BETA SECURITIES S.A.	08/03/2021
EUROBANK EQUITIES INVESTMENT FIRM SINGLE MEMBER SA	24/05/2021
PIRAEUS SECURITIES S. A.	29/08/2019
GR. SARANTIS S.A. (CR)	Main Market
BETA SECURITIES S.A.	14/05/2012
EUROBANK EQUITIES INVESTMENT FIRM SINGLE MEMBER SA	24/10/2016
HELLENIC EXCHANGES-A.S.E. (CR)	Main Market
HELLENIC AMERICAN SECURITIES S.A.	01/09/2014
NATIONAL SECURITIES SINGLE MEMBER SA	02/01/1900
PIRAEUS SECURITIES S. A.	04/05/2015
HELLENIQ ENERGY (CR)	Main Market
HELLENIC AMERICAN SECURITIES S.A.	14/09/2015
PIRAEUS SECURITIES S. A.	20/03/2017
IDEAL HOLDINGS (CR)	Main Market
EUROBANK EQUITIES INVESTMENT FIRM SINGLE MEMBER SA	07/06/2021
PIRAEUS SECURITIES S. A.	07/06/2021
INTERCONTINENTAL (CR)	Main Market
LEON DEPOLAS SECURITIES S.A.	03/06/2019
INTERLIFE G.C.I.(CR)	Main Market
BETA SECURITIES S.A.	24/10/2022
INTERWOOD-XYLEMPORIA (CR)	Main Market
EUROBANK EQUITIES INVESTMENT FIRM SINGLE MEMBER SA	05/07/2021
PANTELAKIS SECURITIES S.A.	01/07/2021
INTRAKAT (CR)	Main Market
BETA SECURITIES S.A.	04/10/2021
PANTELAKIS SECURITIES S.A.	10/10/2022
JUMBO SA (CR)	Main Market
BETA SECURITIES S.A.	01/02/2021
EUROBANK EQUITIES INVESTMENT FIRM SINGLE MEMBER SA	25/05/2020
GREENPOST TRADING EUROPE LTD	12/06/2023
MERIT SECURITIES S.A	06/11/2017
PIRAEUS SECURITIES S. A.	06/03/2017
KLOUKINAS - LAPPAS SA (CR)	Main Market
OPTIMA BANK S.A.	02/01/2023

List of Stocks under Market Making operations

Securities	Stock Category
Market Maker	Start Market Making
KRI-KRI S.A. (CR)	Main Market
EUROBANK EQUITIES INVESTMENT FIRM SINGLE MEMBER SA	07/05/2018
LEON DEPOLAS SECURITIES S.A.	16/01/2017
LAMDA DEVELOPMENT SA (CR)	Main Market
EUROBANK EQUITIES INVESTMENT FIRM SINGLE MEMBER SA	08/12/2014
PANTELAKIS SECURITIES S.A.	06/11/2017
PIRAEUS SECURITIES S. A.	29/06/2017
LAMPSA HOTEL SA (CR)	Main Market
LEON DEPOLAS SECURITIES S.A.	16/01/2017
MIG (CR)	Main Market
PIRAEUS SECURITIES S. A.	02/02/2009
MOTODYNAMICS S.A. (CR)	Main Market
OPTIMA BANK S.A.	25/08/2023
MOTOR OIL (CR)	Main Market
BETA SECURITIES S.A.	08/03/2021
EUROBANK EQUITIES INVESTMENT FIRM SINGLE MEMBER SA	22/10/2006
GREENPOST TRADING EUROPE LTD	12/06/2023
LEON DEPOLAS SECURITIES S.A.	01/04/2019
MERIT SECURITIES S.A	25/02/2019
NATIONAL SECURITIES SINGLE MEMBER SA	02/01/1900
PIRAEUS SECURITIES S. A.	04/05/2015
MPLK KEDROS (CR)	Main Market
MERIT SECURITIES S.A	30/09/2022
MYTILINEOS (CR)	Main Market
ALPHA FINANCE INVESTMENT SERVICES SINGLE MEMBER SA	15/04/2019
BETA SECURITIES S.A.	11/04/2022
EUROBANK EQUITIES INVESTMENT FIRM SINGLE MEMBER SA	20/09/2017
GREENPOST TRADING EUROPE LTD	12/06/2023
MERIT SECURITIES S.A	25/02/2019
NATIONAL SECURITIES SINGLE MEMBER SA	02/01/1900
PIRAEUS SECURITIES S. A.	04/05/2015
NATIONAL BANK (CR)	Main Market
ALPHA FINANCE INVESTMENT SERVICES SINGLE MEMBER SA	09/01/2006
EUROBANK EQUITIES INVESTMENT FIRM SINGLE MEMBER SA	22/10/2006
GREENPOST TRADING EUROPE LTD	12/06/2023
HELLENIC AMERICAN SECURITIES S.A.	25/07/2014
LEON DEPOLAS SECURITIES S.A.	20/05/2015
MERIT SECURITIES S.A	03/09/2012
NATIONAL SECURITIES SINGLE MEMBER SA	02/01/1900
PIRAEUS SECURITIES S. A.	08/09/2008
OPAP (CR)	Main Market
ALPHA FINANCE INVESTMENT SERVICES SINGLE MEMBER SA	09/01/2006
BETA SECURITIES S.A.	11/04/2022
EUROBANK EQUITIES INVESTMENT FIRM SINGLE MEMBER SA	22/10/2006
GREENPOST TRADING EUROPE LTD	12/06/2023
HELLENIC AMERICAN SECURITIES S.A.	25/07/2014
MERIT SECURITIES S.A	20/03/2017
NATIONAL SECURITIES SINGLE MEMBER SA	02/01/1900
PIRAEUS SECURITIES S. A.	04/05/2015
OTE (CR)	Main Market
ALPHA FINANCE INVESTMENT SERVICES SINGLE MEMBER SA	09/01/2006
BETA SECURITIES S.A.	11/04/2022
EUROBANK EQUITIES INVESTMENT FIRM SINGLE MEMBER SA	22/10/2006
GREENPOST TRADING EUROPE LTD	12/06/2023
HELLENIC AMERICAN SECURITIES S.A.	25/07/2014
LEON DEPOLAS SECURITIES S.A.	20/04/2015
MERIT SECURITIES S.A	20/03/2017
NATIONAL SECURITIES SINGLE MEMBER SA	02/01/1900
PIRAEUS SECURITIES S. A.	08/09/2008
P.P.A. S.A. (CR)	Main Market
EUROBANK EQUITIES INVESTMENT FIRM SINGLE MEMBER SA	06/02/2019
PAPOUTSANIS (CR)	Main Market
ALPHA FINANCE INVESTMENT SERVICES SINGLE MEMBER SA	19/11/2018
BETA SECURITIES S.A.	25/11/2013
PETROPOULOS PETROS (CR)	Main Market
EUROBANK EQUITIES INVESTMENT FIRM SINGLE MEMBER SA	01/04/2019
PANTELAKIS SECURITIES S.A.	16/03/2020

List of Stocks under Market Making operations

Securities	Stock Category
Market Maker	Start Market Making
PIRAEUS FINANCIAL HOLD (CR)	Main Market
ALPHA FINANCE INVESTMENT SERVICES SINGLE MEMBER SA	15/04/2019
EUROBANK EQUITIES INVESTMENT FIRM SINGLE MEMBER SA	22/10/2006
EUROXX SECURITIES S.A.	15/02/2016
GREENPOST TRADING EUROPE LTD	12/06/2023
HELLENIC AMERICAN SECURITIES S.A.	25/07/2014
LEON DEPOLAS SECURITIES S.A.	30/11/2018
MERIT SECURITIES S.A	16/09/2013
NATIONAL SECURITIES SINGLE MEMBER SA	02/01/1900
PIRAEUS SECURITIES S. A.	16/02/2009
PPC (CR)	Main Market
ALPHA FINANCE INVESTMENT SERVICES SINGLE MEMBER SA	09/01/2006
BETA SECURITIES S.A.	01/02/2021
EUROBANK EQUITIES INVESTMENT FIRM SINGLE MEMBER SA	22/10/2006
GREENPOST TRADING EUROPE LTD	12/06/2023
HELLENIC AMERICAN SECURITIES S.A.	01/09/2014
MERIT SECURITIES S.A	06/11/2017
NATIONAL SECURITIES SINGLE MEMBER SA	02/01/1900
PIRAEUS SECURITIES S. A.	28/09/2009
PREMA (CR)	Main Market
BETA SECURITIES S.A.	01/06/2021
LEON DEPOLAS SECURITIES S.A.	05/12/2022
PANTELAKIS SECURITIES S.A.	23/12/2021
PROFILE SA (CR)	Main Market
OPTIMA BANK S.A.	03/04/2023
PANTELAKIS SECURITIES S.A.	01/07/2019
QUALITY & RELIABILITY SA (CR)	Main Market
OPTIMA BANK S.A.	03/01/2023
QUEST HOLDINGS (CR)	Main Market
BETA SECURITIES S.A.	26/03/2018
EUROBANK EQUITIES INVESTMENT FIRM SINGLE MEMBER SA	28/01/2019
REVOIL (CR)	Main Market
BETA SECURITIES S.A.	26/06/2023
SIDMA STEEL (CR)	Main Market
OPTIMA BANK S.A.	25/05/2023
SPACE HELLAS SA (CR)	Main Market
MERIT SECURITIES S.A	09/12/2022
TECHNICAL OLYMPIC SA (CR)	Main Market
OPTIMA BANK S.A.	05/07/2023
TERNA ENERGY (CR)	Main Market
EUROBANK EQUITIES INVESTMENT FIRM SINGLE MEMBER SA	24/05/2021
PIRAEUS SECURITIES S. A.	09/12/2019
THRACE PLASTICS SA (CR)	Main Market
ALPHA FINANCE INVESTMENT SERVICES SINGLE MEMBER SA	26/03/2018
EUROBANK EQUITIES INVESTMENT FIRM SINGLE MEMBER SA	26/03/2018
TITAN CEMENT (CB)	Main Market
BETA SECURITIES S.A.	01/02/2021
EUROBANK EQUITIES INVESTMENT FIRM SINGLE MEMBER SA	06/11/2019
PIRAEUS SECURITIES S. A.	18/01/2021
TZIRAKIAN PROFIL (CR)	Main Market
LEON DEPOLAS SECURITIES S.A.	19/07/2021
VIOHALCO SA/MV (CB)	Main Market
ALPHA FINANCE INVESTMENT SERVICES SINGLE MEMBER SA	11/03/2008
EUROBANK EQUITIES INVESTMENT FIRM SINGLE MEMBER SA	04/03/2014
MERIT SECURITIES S.A	17/03/2014

Underlying Asset				Derivatives Market													
Price max	Price min	Closing price	change	Delivery Month	Open price	Price max	Price min	Last price	Closing price	Last Bid	Last Ask	Fixing price*	Life high	Life low	Trades	Volume	Open Interest
FTSE/Athex Large Cap				(Trade Unit: 1 Index Point x 2E, Cash Settlement)													
2,921.30	2,897.22	2,914.75	0.53%	November 2023	2,900.00	2,911.25	2,891.00	2,908.50	2,908.50	---	---		3,094.00	---	58	353	3,071
				December 2023	2,881.50	2,885.75	2,881.50	2,885.75	2,885.75	---	---		2,949.75	---	3	50	213
				January 2024	---	---	---	---	2,913.00	---	---		---	---	---	---	---
				March 2024	---	---	---	---	2,922.00	---	---		---	---	---	---	---
				June 2024	---	---	---	---	2,937.75	---	---		---	---	---	---	---
				September 2024	---	---	---	---	2,952.50	---	---		---	---	---	---	---
FTSE/Athex Banks				(Trade Unit: 1 Index Point x 15E, Cash Settlement)													
969.89	956.48	968.55	0.90%	December 2023	975.00	976.50	975.00	976.50	976.50	---	---		1,024.75	---	5	51	1,799
				March 2024	---	---	---	---	967.50	---	---		---	---	---	---	---
				June 2024	---	---	---	---	972.50	---	---		---	---	---	---	---
				September 2024	---	---	---	---	977.50	---	---		---	---	---	---	---
MSCI GREECE REBASED				(Trade Unit: 1 Index Point x 2E, Cash Settlement)													
4,716.14	4,667.32	4,690.00	0.40%	November 2023	---	---	---	---	4,667.75	---	---		4,708.25	---	---	---	83
				December 2023	---	---	---	---	4,841.50	---	---		5,012.25	---	---	---	20
				January 2024	---	---	---	---	4,643.00	---	---		4,683.25	---	---	---	---
				February 2024	---	---	---	---	4,700.50	---	---		---	---	---	---	---
				March 2024	---	---	---	---	4,707.75	---	---		---	---	---	---	---
				April 2024	---	---	---	---	4,717.00	---	---		---	---	---	---	---
				June 2024	---	---	---	---	4,733.25	---	---		---	---	---	---	---
				September 2024	---	---	---	---	4,756.75	---	---		---	---	---	---	---

Derivatives notes

Fixing prices and final open positions can be retrieved from the following path <http://www.helex.gr/el/web/guest/statistics-end-of-day-derivatives>

Underlying Asset				Derivatives Market													
Price max	Price min	Closing price	change	Delivery Month	Open price	Price max	Price min	Last price	Closing price	Last Bid	Last Ask	Fixing price*	Life high	Life low	Trades	Volume	Open Interest
ADMIE (IPTO) HOLDING S.A. (CR)				(Contract Size: 100 Securities, Physical Delivery)													
2	1.97	1.99	0.00%	December 2023	2.00	2.01	1.99	1.99	1.99	---	---	---	2.42	---	26	227	22,128
				March 2024	---	---	---	---	2.01	---	---	---	---	---	---	---	---
				June 2024	---	---	---	---	2.02	---	---	---	---	---	---	---	---
				September 2024	---	---	---	---	2.03	---	---	---	---	---	---	---	---
AEGEAN AIRLINES (CR)				(Contract Size: 100 Securities, Physical Delivery)													
10.18	9.91	10.18	3.25%	December 2023	9.99	10.20	9.99	10.18	10.18	---	---	---	13.64	---	38	176	4,906
				March 2024	---	---	---	---	9.94	---	---	---	---	---	---	---	---
				June 2024	---	---	---	---	9.99	---	---	---	---	---	---	---	---
				September 2024	---	---	---	---	10.04	---	---	---	---	---	---	---	---
ALPHA SERVICES HOLD (CR)				(Contract Size: 100 Securities, Physical Delivery)													
1.419	1.3705	1.415	1.00%	December 2023	1.38	1.43	1.38	1.43	1.43	---	---	---	1.65	---	266	10,651	189,506
				March 2024	---	---	---	---	1.41	---	---	---	---	---	---	---	---
				June 2024	---	---	---	---	1.42	---	---	---	1.30	---	---	---	3
				September 2024	---	---	---	---	1.43	---	---	---	---	---	---	---	---
AUTOHELLAS SA (CR)				(Contract Size: 100 Securities, Physical Delivery)													
12.76	12.52	12.76	0.47%	December 2023	12.76	12.76	12.74	12.74	12.74	---	---	---	14.22	---	2	5	77
				March 2024	---	---	---	---	12.80	---	---	---	---	---	---	---	---
				June 2024	---	---	---	---	12.87	---	---	---	---	---	---	---	---
				September 2024	---	---	---	---	12.93	---	---	---	---	---	---	---	---
AVAX S.A. (CR)				(Contract Size: 100 Securities, Physical Delivery)													
1.34	1.296	1.3	-1.81%	December 2023	1.32	1.32	1.32	1.32	1.32	---	---	---	1.49	---	1	10	1,538
				March 2024	---	---	---	---	1.33	---	---	---	---	---	---	---	---
				June 2024	---	---	---	---	1.34	---	---	---	---	---	---	---	---
				September 2024	---	---	---	---	1.35	---	---	---	---	---	---	---	---
CC HBC AG (CR)				(Contract Size: 100 Securities, Physical Delivery)													
24.66	24.17	24.59	1.28%	December 2023	---	---	---	---	24.21	---	---	---	27.19	---	---	---	428
				March 2024	---	---	---	---	24.47	---	---	---	---	---	---	---	---
				June 2024	---	---	---	---	24.60	---	---	---	---	---	---	---	---
				September 2024	---	---	---	---	24.72	---	---	---	---	---	---	---	---
CENERGY HOLDINGS (CB)				(Contract Size: 100 Securities, Physical Delivery)													
6.13	5.9	6.12	3.20%	December 2023	6.00	6.14	6.00	6.13	6.13	---	---	---	7.22	---	41	133	5,780
				March 2024	---	---	---	---	5.98	---	---	---	---	---	---	---	---
				June 2024	---	---	---	---	6.01	---	---	---	---	---	---	---	---
				September 2024	---	---	---	---	6.04	---	---	---	---	---	---	---	---

Derivatives notes

Fixing prices and final open positions can be retrieved from the following path <http://www.helex.gr/el/web/guest/statistics-end-of-day-derivatives>

Underlying Asset				Derivatives Market													
Price max	Price min	Closing price	change	Delivery Month	Open price	Price max	Price min	Last price	Closing price	Last Bid	Last Ask	Fixing price*	Life high	Life low	Trades	Volume	Open Interest
ELLAKTOR (CR)				(Contract Size: 100 Securities, Physical Delivery)													
1.896	1.862	1.87	-0.11%	December 2023	1.88	1.88	1.88	1.88	1.88	---	---	---	2.31	---	2	10	847
				March 2024	---	---	---	---	1.89	---	---	---	---	---	---	---	---
				June 2024	---	---	---	---	1.90	---	---	---	---	---	---	---	---
				September 2024	---	---	---	---	1.91	---	---	---	---	---	---	---	---
ELVALHALCOR (CR)				(Contract Size: 100 Securities, Physical Delivery)													
1.648	1.61	1.646	1.48%	December 2023	1.65	1.65	1.64	1.64	1.64	---	---	---	2.09	---	7	12	1,289
				March 2024	---	---	---	---	1.63	---	---	---	---	---	---	---	---
				June 2024	---	---	---	---	1.64	---	---	---	---	---	---	---	---
				September 2024	---	---	---	---	1.65	---	---	---	---	---	---	---	---
EUROBANK HOLDINGS (CR)				(Contract Size: 100 Securities, Physical Delivery)													
1.557	1.522	1.557	1.70%	December 2023	1.53	1.56	1.53	1.56	1.56	---	---	---	1.60	---	43	1,391	30,294
				March 2024	---	---	---	---	1.54	---	---	---	---	---	---	---	---
				June 2024	---	---	---	---	1.55	---	---	---	---	---	---	---	---
				September 2024	---	---	---	---	1.56	---	---	---	---	---	---	---	---
EYDAP S.A. (CR)				(Contract Size: 100 Securities, Physical Delivery)													
5.6	5.5	5.59	0.00%	December 2023	5.60	5.60	5.60	5.60	5.60	---	---	---	6.52	---	1	1	2,407
				March 2024	---	---	---	---	5.63	---	---	---	---	---	---	---	---
				June 2024	---	---	---	---	5.66	---	---	---	---	---	---	---	---
				September 2024	---	---	---	---	5.69	---	---	---	---	---	---	---	---
FOURLIS (CR)				(Contract Size: 100 Securities, Physical Delivery)													
4.005	3.96	3.97	-0.25%	December 2023	4.00	4.01	4.00	4.01	4.01	---	---	---	4.65	---	2	2	683
				March 2024	---	---	---	---	4.01	---	---	---	---	---	---	---	---
				June 2024	---	---	---	---	4.03	---	---	---	---	---	---	---	---
				September 2024	---	---	---	---	4.05	---	---	---	---	---	---	---	---
GEK TERNA (CR)				(Contract Size: 100 Securities, Physical Delivery)													
13.18	12.82	13.12	0.92%	December 2023	13.20	13.27	13.20	13.23	13.23	---	---	---	13.71	---	4	7	5,996
				March 2024	---	---	---	---	13.10	---	---	---	---	---	---	---	---
				June 2024	---	---	---	---	13.17	---	---	---	---	---	---	---	---
				September 2024	---	---	---	---	13.24	---	---	---	---	---	---	---	---
HELLENIC EXCHANGES-A.S.E. (CR)				(Contract Size: 100 Securities, Physical Delivery)													
4.855	4.58	4.84	5.45%	December 2023	4.68	4.90	4.63	4.90	4.90	---	---	---	5.13	---	67	512	8,388
				March 2024	---	---	---	---	4.63	---	---	---	---	---	---	---	---
				June 2024	---	---	---	---	4.65	---	---	---	---	---	---	---	---
				September 2024	---	---	---	---	4.67	---	---	---	---	---	---	---	---

Derivatives notes

Fixing prices and final open positions can be retrieved from the following path <http://www.helex.gr/el/web/guest/statistics-end-of-day-derivatives>

Underlying Asset				Derivatives Market													
Price max	Price min	Closing price	change	Delivery Month	Open price	Price max	Price min	Last price	Closing price	Last Bid	Last Ask	Fixing price*	Life high	Life low	Trades	Volume	Open Interest
HELLENiQ ENERGY (CR)				(Contract Size: 100 Securities, Physical Delivery)													
6.96	6.87	6.88	0.15%	December 2023	6.89	6.93	6.88	6.88	6.88	---	---	---	7.93	---	9	42	1,498
				March 2024	---	---	---	---	6.92	---	---	---	---	---	---	---	---
				June 2024	---	---	---	---	6.96	---	---	---	---	---	---	---	---
				September 2024	---	---	---	---	7.00	---	---	---	---	---	---	---	---
INTRACOM HOLDINGS (CR)				(Contract Size: 100 Securities, Physical Delivery)													
1.99	1.964	1.97	0.10%	December 2023	1.99	1.99	1.98	1.98	1.98	---	---	---	2.34	---	3	4	4,619
				March 2024	---	---	---	---	1.98	---	---	---	---	---	---	---	---
				June 2024	---	---	---	---	1.99	---	---	---	---	---	---	---	---
				September 2024	---	---	---	---	2.00	---	---	---	---	---	---	---	---
INTRAKAT (CR)				(Contract Size: 100 Securities, Physical Delivery)													
3.03	2.965	2.995	-0.17%	December 2023	2.99	3.00	2.99	3.00	3.00	---	---	---	3.14	---	3	3	5,641
				March 2024	---	---	---	---	3.02	---	---	---	---	---	---	---	---
				June 2024	---	---	---	---	3.04	---	---	---	---	---	---	---	---
				September 2024	---	---	---	---	3.05	---	---	---	---	---	---	---	---
JUMBO SA (CR)				(Contract Size: 100 Securities, Physical Delivery)													
25.46	24.9	25	0.72%	December 2023	23.70	23.70	23.70	23.70	23.70	---	---	---	28.13	---	2	7	606
				March 2024	---	---	---	---	25.01	---	---	---	---	---	---	---	---
				June 2024	---	---	---	---	25.15	---	---	---	---	---	---	---	---
				September 2024	---	---	---	---	25.27	---	---	---	---	---	---	---	---
LAMDA DEVELOPMENT SA (CR)				(Contract Size: 100 Securities, Physical Delivery)													
6.08	6.02	6.055	-0.08%	December 2023	6.07	6.08	6.06	6.08	6.08	---	---	---	6.77	---	5	7	5,814
				March 2024	---	---	---	---	6.11	---	---	---	---	---	---	---	---
				June 2024	---	---	---	---	6.14	---	---	---	---	---	---	---	---
				September 2024	---	---	---	---	6.17	---	---	---	---	---	---	---	---
MIG (CR)				(Contract Size: 100 Securities, Physical Delivery)													
3.73	3.535	3.54	-1.67%	December 2023	3.54	3.54	3.54	3.54	3.54	---	---	---	4.70	---	1	5	52
				March 2024	---	---	---	---	3.63	---	---	---	---	---	---	---	---
				June 2024	---	---	---	---	3.65	---	---	---	---	---	---	---	---
				September 2024	---	---	---	---	3.67	---	---	---	---	---	---	---	---
MOTOR OIL (CR)				(Contract Size: 100 Securities, Physical Delivery)													
22.86	22.38	22.48	-1.23%	December 2023	---	---	---	---	22.85	---	---	---	24.10	---	---	---	1,089
				March 2024	---	---	---	---	22.94	---	---	---	---	---	---	---	---
				June 2024	---	---	---	---	23.06	---	---	---	---	---	---	---	---
				September 2024	---	---	---	---	23.18	---	---	---	---	---	---	---	---

Derivatives notes

Fixing prices and final open positions can be retrieved from the following path <http://www.helex.gr/el/web/guest/statistics-end-of-day-derivatives>

Underlying Asset				Derivatives Market													
Price max	Price min	Closing price	change	Delivery Month	Open price	Price max	Price min	Last price	Closing price	Last Bid	Last Ask	Fixing price*	Life high	Life low	Trades	Volume	Open Interest
MYTILINEOS (CR)				(Contract Size: 100 Securities, Physical Delivery)													
35.5	34.26	34.52	-1.65%	December 2023	35.28	35.28	34.74	34.75	34.75	---	---	---	38.12	---	40	125	2,851
				March 2024	---	---	---	---	35.37	---	---	---	---	---	---	---	---
				June 2024	---	---	---	---	35.56	---	---	---	---	---	---	---	---
				September 2024	---	---	---	---	35.74	---	---	---	---	---	---	---	---
NATIONAL BANK (CR)				(Contract Size: 100 Securities, Physical Delivery)													
5.558	5.414	5.424	-0.48%	December 2023	5.52	5.53	5.46	5.47	5.47	---	---	---	6.43	---	62	780	19,136
				March 2024	---	---	---	---	5.49	---	---	---	---	---	---	---	---
				June 2024	---	---	---	---	5.52	---	---	---	---	---	---	---	---
				September 2024	---	---	---	---	5.55	---	---	---	---	---	---	---	---
OPAP (CR)				(Contract Size: 100 Securities, Physical Delivery)													
15.56	15.3	15.42	1.45%	December 2023	14.40	14.53	14.40	14.53	14.53	---	---	---	16.20	---	26	60	2,128
				March 2024	---	---	---	---	15.32	---	---	---	---	---	---	---	---
				June 2024	---	---	---	---	15.40	---	---	---	---	---	---	---	---
				September 2024	---	---	---	---	15.48	---	---	---	---	---	---	---	---
OTE (CR)				(Contract Size: 100 Securities, Physical Delivery)													
13.26	13.08	13.12	-0.46%	December 2023	13.24	13.27	13.12	13.12	13.12	---	---	---	14.02	---	22	87	5,613
				March 2024	---	---	---	---	13.28	---	---	---	---	---	---	---	---
				June 2024	---	---	---	---	13.35	---	---	---	---	---	---	---	---
				September 2024	---	---	---	---	13.42	---	---	---	---	---	---	---	---
P.P.A. S.A. (CR)				(Contract Size: 100 Securities, Physical Delivery)													
21.4	20.85	21.1	0.48%	December 2023	20.41	20.41	20.41	20.41	20.41	---	---	---	22.35	---	1	3	207
				March 2024	---	---	---	---	21.16	---	---	---	---	---	---	---	---
				June 2024	---	---	---	---	21.28	---	---	---	---	---	---	---	---
				September 2024	---	---	---	---	21.38	---	---	---	---	---	---	---	---
PIRAEUS FINANCIAL HOLD (CR)				(Contract Size: 100 Securities, Physical Delivery)													
2.826	2.776	2.8	1.30%	December 2023	2.84	2.84	2.79	2.82	2.82	---	---	---	3.36	---	81	1,679	74,120
				March 2024	---	---	---	---	2.79	---	---	---	---	---	---	---	---
				June 2024	---	---	---	---	2.80	---	---	---	---	---	---	---	---
				September 2024	---	---	---	---	2.81	---	---	---	---	---	---	---	---
PPC (CR)				(Contract Size: 100 Securities, Physical Delivery)													
9.64	9.5	9.63	1.53%	December 2023	9.60	9.69	9.56	9.66	9.66	---	---	---	10.69	---	85	309	20,679
				March 2024	---	---	---	---	9.56	---	---	---	---	---	---	---	---
				June 2024	---	---	---	---	9.61	---	---	---	---	---	---	---	---
				September 2024	---	---	---	---	9.66	---	---	---	---	---	---	---	---

Derivatives notes

Fixing prices and final open positions can be retrieved from the following path <http://www.helex.gr/el/web/guest/statistics-end-of-day-derivatives>

Underlying Asset				Derivatives Market													
Price max	Price min	Closing price	change	Delivery Month	Open price	Price max	Price min	Last price	Closing price	Last Bid	Last Ask	Fixing price*	Life high	Life low	Trades	Volume	Open Interest
QUEST HOLDINGS (CR)				(Contract Size: 100 Securities, Physical Delivery)													
5.13	4.98	5.09	0.79%	December 2023	---	---	---	---	4.91	---	---	---	6.25	---	---	---	116
				March 2024	---	---	---	---	5.09	---	---	---	---	---	---	---	---
				June 2024	---	---	---	---	5.12	---	---	---	---	---	---	---	---
				September 2024	---	---	---	---	5.14	---	---	---	---	---	---	---	---
TERNA ENERGY (CR)				(Contract Size: 100 Securities, Physical Delivery)													
14.2	13.9	13.99	-0.85%	December 2023	14.23	14.36	14.03	14.06	14.06	---	---	---	17.23	---	28	79	14,842
				March 2024	---	---	---	---	14.22	---	---	---	---	---	---	---	---
				June 2024	---	---	---	---	14.30	---	---	---	---	---	---	---	---
				September 2024	---	---	---	---	14.37	---	---	---	---	---	---	---	---
TITAN CEMENT (CB)				(Contract Size: 100 Securities, Physical Delivery)													
16.98	16.7	16.88	0.48%	December 2023	---	---	---	---	16.68	---	---	---	18.01	---	---	---	679
				March 2024	---	---	---	---	16.93	---	---	---	---	---	---	---	---
				June 2024	---	---	---	---	17.02	---	---	---	---	---	---	---	---
				September 2024	---	---	---	---	17.11	---	---	---	---	---	---	---	---
VIOHALCO SA/NV (CB)				(Contract Size: 100 Securities, Physical Delivery)													
4.84	4.71	4.83	2.66%	December 2023	4.74	4.87	4.74	4.87	4.87	---	---	---	6.66	---	17	46	4,855
				March 2024	---	---	---	---	4.74	---	---	---	---	---	---	---	---
				June 2024	---	---	---	---	4.77	---	---	---	---	---	---	---	---
				September 2024	---	---	---	---	4.79	---	---	---	---	---	---	---	---

Derivatives notes

Fixing prices and final open positions can be retrieved from the following path <http://www.helex.gr/el/web/guest/statistics-end-of-day-derivatives>

FTSE/Athex Large Cap

(Trade Unit: 1 Index Point x 2€ - Exercise Style: European, Cash Settlement)

Call Options														Put Options																					
November 2023							December 2023							Other Months		November 2023							December 2023							Other Months		Exercise Price			
Open price	Price max	Price min	Last price	Closing price	Volume	Open Interest	Open price	Price max	Price min	Last price	Closing price	Volume	Open Interest	Volume	Open Interest	Open price	Price max	Price min	Last price	Closing price	Volume	Open Interest	Open price	Price max	Price min	Last price	Closing price	Volume	Open Interest	Volume	Open Interest				
1,975	-	-	-	-	-	-	0.00	0.00	0.00	-	908.00	-	-	-	-	-	-	-	-	-	-	-	0.00	0.00	0.00	-	0.01	-	-	-	-	1,975			
2,000	-	-	-	-	-	-	0.00	0.00	0.00	-	883.00	-	-	-	-	-	-	-	-	-	-	-	0.00	0.00	0.00	-	0.01	-	-	-	-	2,000			
2,050	-	-	-	-	-	-	0.00	0.00	0.00	-	833.00	-	-	-	-	-	-	-	-	-	-	-	0.00	0.00	0.00	-	0.01	-	-	-	-	2,050			
2,100	-	-	-	-	-	-	0.00	0.00	0.00	-	783.00	-	-	-	-	-	-	-	-	-	-	-	0.00	0.00	0.00	-	0.02	-	-	-	-	2,100			
2,150	-	-	-	-	-	-	0.00	0.00	0.00	-	733.00	-	-	-	-	-	-	-	-	-	-	-	0.00	0.00	0.00	-	0.05	-	-	-	-	2,150			
2,200	-	-	-	-	-	-	0.00	0.00	0.00	-	684.00	-	-	-	-	-	-	-	-	-	-	-	0.00	0.00	0.00	-	0.13	-	-	-	-	2,200			
2,250	-	-	-	-	-	-	0.00	0.00	0.00	-	634.00	-	-	-	-	-	-	-	-	-	-	-	0.00	0.00	0.00	-	0.29	-	-	-	-	2,250			
2,300	-	-	-	-	-	-	0.00	0.00	0.00	-	584.00	-	-	-	-	-	-	-	-	-	-	-	0.00	0.00	0.00	-	0.61	-	-	-	-	2,300			
2,350	-	-	-	-	-	-	0.00	0.00	0.00	-	535.00	-	-	-	-	-	-	-	-	-	-	-	0.00	0.00	0.00	-	1.20	-	-	-	-	2,350			
2,400	-	-	-	-	-	-	0.00	0.00	0.00	-	486.00	-	-	-	-	-	-	-	-	-	-	-	0.00	0.00	0.00	-	2.30	-	-	-	-	2,400			
2,450	0.00	0.00	0.00	-	445.00	-	0.00	0.00	0.00	-	438.00	-	-	-	-	-	0.00	0.00	0.00	-	0.20	-	0.00	0.00	0.00	-	4.00	-	-	-	-	2,450			
2,500	0.00	0.00	0.00	-	395.00	-	0.00	0.00	0.00	-	391.00	-	-	-	-	-	0.00	0.00	0.00	-	0.55	-	0.00	0.00	0.00	-	6.80	-	-	-	-	2,500			
2,550	0.00	0.00	0.00	-	346.00	-	0.00	0.00	0.00	-	345.00	-	-	-	-	-	0.00	0.00	0.00	-	1.40	-	0.00	0.00	0.00	-	11.00	-	-	-	-	2,550			
2,600	0.00	0.00	0.00	-	298.00	-	0.00	0.00	0.00	-	302.00	-	-	-	-	-	0.00	0.00	0.00	-	3.00	-	0.00	0.00	0.00	-	17.25	-	-	-	-	2,600			
2,650	0.00	0.00	0.00	-	251.00	-	0.00	0.00	0.00	-	260.00	-	-	-	-	-	0.00	0.00	0.00	-	6.20	-	0.00	0.00	0.00	-	25.50	-	-	-	-	2,650			
2,700	0.00	0.00	0.00	-	207.00	-	0.00	0.00	0.00	-	221.00	-	-	-	-	8.00	0.00	8.00	8.00	8.00	8.00	5	40	0.00	0.00	0.00	-	36.75	-	-	-	-	2,700		
2,750	0.00	0.00	0.00	-	166.00	-	20	0.00	0.00	0.00	-	186.00	-	-	-	0.00	0.00	0.00	-	20.50	-	20	0.00	0.00	0.00	-	51.00	-	-	-	-	2,750			
2,800	0.00	0.00	0.00	-	129.00	-	20	0.00	0.00	0.00	-	154.00	-	20	-	0.00	0.00	0.00	-	33.50	-	71	0.00	0.00	0.00	-	68.50	-	-	-	-	2,800			
2,850	0.00	0.00	0.00	-	96.50	-	22	0.00	0.00	0.00	-	125.00	-	40	42.75	0.00	42.75	42.75	42.75	42.75	1	-	0.00	0.00	0.00	-	90.00	-	40	-	-	2,850			
2,900	0.00	0.00	0.00	-	70.00	-	47	0.00	0.00	0.00	-	101.00	-	40	0.00	0.00	0.00	-	75.00	-	40	0.00	0.00	0.00	-	115.00	-	60	-	-	2,900				
2,950	0.00	0.00	0.00	-	49.00	-	42	0.00	0.00	0.00	-	79.50	-	8	0.00	0.00	0.00	-	104.00	-	40	0.00	0.00	0.00	-	144.00	-	80	-	-	2,950				
3,000	30.00	30.00	28.50	29.00	29.00	14	45	0.00	0.00	0.00	-	61.50	-	60	0.00	30.00	0.00	-	138.00	-	60	0.00	0.00	0.00	-	176.00	-	40	-	-	3,000				
3,050	0.00	0.00	0.00	-	21.25	-	40	0.00	0.00	0.00	-	47.25	-	-	0.00	0.00	0.00	-	176.00	-	20	0.00	0.00	0.00	-	212.00	-	-	-	-	3,050				
3,100	0.00	0.00	0.00	-	13.25	-	102	0.00	0.00	0.00	-	35.50	-	-	0.00	0.00	0.00	-	218.00	-	21	0.00	0.00	0.00	-	250.00	-	-	-	-	3,100				
3,150	0.00	0.00	0.00	-	7.90	-	3	0.00	0.00	0.00	-	26.25	-	-	0.00	0.00	0.00	-	262.00	-	40	0.00	0.00	0.00	-	290.00	-	-	-	-	3,150				
3,200	0.00	0.00	0.00	-	4.50	-	-	0.00	0.00	0.00	-	19.25	-	-	0.00	0.00	0.00	-	309.00	-	-	0.00	0.00	0.00	-	333.00	-	-	-	-	3,200				
3,250	0.00	0.00	0.00	-	2.50	-	-	0.00	0.00	0.00	-	13.75	-	-	0.00	0.00	0.00	-	357.00	-	-	0.00	0.00	0.00	-	378.00	-	-	-	-	3,250				
3,300	0.00	0.00	0.00	-	1.30	-	-	0.00	0.00	0.00	-	9.80	-	-	0.00	0.00	0.00	-	406.00	-	-	0.00	0.00	0.00	-	423.00	-	-	-	-	3,300				
3,350	0.00	0.00	0.00	-	0.67	-	-	0.00	0.00	0.00	-	6.80	-	-	0.00	0.00	0.00	-	455.00	-	-	0.00	0.00	0.00	-	470.00	-	-	-	-	3,350				
3,400	0.00	0.00	0.00	-	0.33	-	-	0.00	0.00	0.00	-	4.70	-	-	0.00	0.00	0.00	-	504.00	-	-	0.00	0.00	0.00	-	518.00	-	-	-	-	3,400				
3,450	0.00	0.00	0.00	-	0.15	-	-	0.00	0.00	0.00	-	3.20	-	-	0.00	0.00	0.00	-	554.00	-	-	0.00	0.00	0.00	-	566.00	-	-	-	-	3,450				
3,500	-	-	-	-	-	-	0.00	0.00	0.00	-	2.10	-	-	-	-	-	-	-	-	-	-	-	0.00	0.00	0.00	-	615.00	-	-	-	-	3,500			
Totals:						14	341							0	168	0	0							6	352							0	220	0	0
Number of Trades:						3							0	0							2							0	0						

ALPHA SERVICES HOLD (CR)

(Contract Size: 100 Securities, Exercise Style: American, Physical Delivery)

Call Options														Put Options																		
November 2023							December 2023							Other Months		November 2023							December 2023							Other Months		Exercise Price
Open price	Price max	Price min	Last price	Closing price	Volume	Open Interest	Open price	Price max	Price min	Last price	Closing price	Volume	Open Interest	Volume	Open Interest	Open price	Price max	Price min	Last price	Closing price	Volume	Open Interest	Open price	Price max	Price min	Last price	Closing price	Volume	Open Interest	Volume	Open Interest	
0.750					-	-	0.000	0.000	0.000		0.652	-	-			-	-	0.000	0.000	0.000		0.002	-	-							0.008	
0.800					-	-	0.000	0.000	0.000		0.602	-	-			-	-	0.000	0.000	0.000		0.001	-	-							0.008	
0.850	0.000	0.000	0.000		0.551	-	-	0.000	0.000	0.000		0.552	-	-		0.000	0.000	0.000		0.001	-	-		0.000	0.000	0.000		0.001	-	-	0.009	
0.900	0.000	0.000	0.000		0.501	-	-	0.000	0.000	0.000		0.502	-	-		0.000	0.000	0.000		0.002	-	-		0.000	0.000	0.000		0.001	-	-	0.009	
0.950	0.000	0.000	0.000		0.451	-	-	0.000	0.000	0.000		0.453	-	-		0.000	0.000	0.000		0.001	-	-		0.000	0.000	0.000		0.001	-	-	0.010	
1.000	0.000	0.000	0.000		0.401	-	-	0.000	0.000	0.000		0.403	-	-		0.000	0.000	0.000		0.001	-	-		0.000	0.000	0.000		0.001	-	-	0.010	
1.100	0.000	0.000	0.000		0.303	-	-	0.000	0.000	0.000		0.307	-	-		0.000	0.000	0.000		0.001	-	-		0.000	0.000	0.000		0.004	-	-	0.011	
1.200	0.000	0.000	0.000		0.210	-	-	0.000	0.000	0.000		0.217	-	-		0.000	0.000	0.000		0.008	-	-		0.000	0.000	0.000		0.014	-	-	0.012	
1.300	0.000	0.000	0.000		0.130	-	-	0.000	0.000	0.000		0.141	-	-		0.000	0.000	0.000		0.028	-	-		0.000	0.000	0.000		0.038	-	-	0.013	
1.400	0.000	0.000	0.000		0.070	-	-	0.000	0.000	0.000		0.083	-	-		0.000	0.000	0.000		0.069	-	-		0.000	0.000	0.000		0.080	-	-	0.014	
1.500	0.000	0.000	0.000		0.033	-	-	0.000	0.000	0.000		0.045	-	-		0.000	0.000	0.000		0.132	-	-		0.000	0.000	0.000		0.142	-	-	0.015	
1.600	0.000	0.000	0.000		0.014	-	-	0.000	0.000	0.000		0.022	-	-		0.000	0.000	0.000		0.212	-	-		0.000	0.000	0.000		0.219	-	-	0.016	
1.700	0.000	0.000	0.000		0.005	-	-	0.000	0.000	0.000		0.010	-	-		0.000	0.000	0.000		0.304	-	-		0.000	0.000	0.000		0.307	-	-	0.017	
1.800	0.000	0.000	0.000		0.002	-	-	0.000	0.000	0.000		0.004	-	-		0.000	0.000	0.000		0.401	-	-		0.000	0.000	0.000		0.402	-	-	0.018	
1.900	0.000	0.000	0.000		0.001	-	-	0.000	0.000	0.000		0.002	-	-		0.000	0.000	0.000		0.500	-	-		0.000	0.000	0.000		0.500	-	-	0.019	
2.000	0.000	0.000	0.000		0.002	-	-	0.000	0.000	0.000		0.001	-	-		0.000	0.000	0.000		0.600	-	-		0.000	0.000	0.000		0.600	-	-	0.020	
2.200	0.000	0.000	0.000		0.001	-	-	0.000	0.000	0.000		0.001	-	-		0.000	0.000	0.000		0.800	-	-		0.000	0.000	0.000		0.800	-	-	0.022	
2.400					-	-	0.000	0.000	0.000		0.001	-	-			-	-	0.000	0.000	0.000		1.00	-	-						0.024		
Totals:					0	0						0	0	0	0							0	0						0	0	0	0
Number of Trades:					0							0		0								0.00							0		0	

NATIONAL BANK (CR)

(Contract Size: 100 Securities, Exercise Style: American, Physical Delivery)

Call Options														Put Options																		
November 2023							December 2023							Other Months		November 2023							December 2023							Other Months		Exercise Price
Open price	Price max	Price min	Last price	Closing price	Volume	Open Interest	Open price	Price max	Price min	Last price	Closing price	Volume	Open Interest	Volume	Open Interest	Open price	Price max	Price min	Last price	Closing price	Volume	Open Interest	Open price	Price max	Price min	Last price	Closing price	Volume	Open Interest	Volume	Open Interest	
2.600					-	-	0.000	0.000	0.000		2.86	-	-			-	-	0.000	0.000	0.000		0.001	-	-			-	-			0.026	
2.800					-	-	0.000	0.000	0.000		2.66	-	-			-	-	0.000	0.000	0.000		0.001	-	-			-	-			0.028	
3.000					-	-	0.000	0.000	0.000		2.46	-	-			-	-	0.000	0.000	0.000		0.001	-	-			-	-			0.030	
3.200					-	-	0.000	0.000	0.000		2.26	-	-			-	-	0.000	0.000	0.000		0.001	-	-			-	-			0.032	
3.400	0.000	0.000	0.000		2.05	-	-	0.000	0.000	0.000		2.06	-	-		0.000	0.000	0.000		0.001	-	-		0.000	0.000	0.000		0.001	-	-		0.034
3.600	0.000	0.000	0.000		1.85	-	-	0.000	0.000	0.000		1.86	-	-		0.000	0.000	0.000		0.001	-	-		0.000	0.000	0.000		0.001	-	-		0.036
3.800	0.000	0.000	0.000		1.65	-	-	0.000	0.000	0.000		1.66	-	-		0.000	0.000	0.000		0.001	-	-		0.000	0.000	0.000		0.001	-	-		0.038
4.000	0.000	0.000	0.000		1.45	-	-	0.000	0.000	0.000		1.46	-	-		0.000	0.000	0.000		0.001	-	-		0.000	0.000	0.000		0.003	-	-		0.040
4.400	0.000	0.000	0.000		1.06	-	-	0.000	0.000	0.000		1.08	-	-		0.000	0.000	0.000		0.001	-	-		0.000	0.000	0.000		0.019	-	-		0.044
4.800	0.000	0.000	0.000		0.674	-	-	0.000	0.000	0.000		0.734	-	-		0.000	0.000	0.000		0.018	-	-		0.000	0.000	0.000		0.071	-	-		0.048
5.200	0.300	0.300	0.300	0.300	0.300	4	4	0.000	0.000	0.000		0.452	-	-		0.000	0.000	0.000		0.096	-	-		0.000	0.000	0.000		0.189	-	-		0.052
5.600	0.000	0.000	0.000		0.140	-	-	0.000	0.000	0.000		0.252	-	-		0.000	0.000	0.000		0.284	-	-		0.000	0.000	0.000		0.388	-	-		0.056
6.000	0.000	0.000	0.000		0.043	-	-	0.000	0.000	0.000		0.126	-	-		0.000	0.000	0.000		0.587	-	-		0.000	0.000	0.000		0.662	-	-		0.060
6.400	0.000	0.000	0.000		0.009	-	-	0.000	0.000	0.000		0.055	-	-		0.000	0.000	0.000		0.955	-	-		0.000	0.000	0.000		0.993	-	-		0.064
6.800	0.000	0.000	0.000		0.002	-	-	0.000	0.000	0.000		0.024	-	-		0.000	0.000	0.000		1.35	-	-		0.000	0.000	0.000		1.36	-	-		0.068
7.200	0.000	0.000	0.000		0.001	-	-	0.000	0.000	0.000		0.009	-	-		0.000	0.000	0.000		1.75	-	-		0.000	0.000	0.000		1.75	-	-		0.072
7.600	0.000	0.000	0.000		0.001	-	-	0.000	0.000	0.000		0.003	-	-		0.000	0.000	0.000		2.15	-	-		0.000	0.000	0.000		2.15	-	-		0.076
8.000	0.000	0.000	0.000		0.001	-	-	0.000	0.000	0.000		0.001	-	-		0.000	0.000	0.000		2.55	-	-		0.000	0.000	0.000		2.55	-	-		0.080
8.400	0.000	0.000	0.000		0.001	-	-	0.000	0.000	0.000		0.001	-	-		0.000	0.000	0.000		2.95	-	-		0.000	0.000	0.000		2.95	-	-		0.084
Totals:					4	4						0	0		0	0					4	0						0	623		0	0
Number of Trades:					1							0	0		0	0					0.00							0			0	

OPAP (CR)

(Contract Size: 100 Securities, Exercise Style: American, Physical Delivery)

Exercise Price	Call Options														Put Options																			
	November 2023						December 2023						Other Months		November 2023						December 2023						Other Months		Exercise Price					
	Open price	Price max	Price min	Last price	Closing price	Volume	Open Interest	Open price	Price max	Price min	Last price	Closing price	Volume	Open Interest	Volume	Open Interest	Open price	Price max	Price min	Last price	Closing price	Volume	Open Interest	Open price	Price max	Price min	Last price	Closing price		Volume	Open Interest	Volume	Open Interest	
9.200						-	-	0.000	0.000	0.000	6.03	-	-			-	-	0.000	0.000	0.000	0.001	-	-			0.000	0.000	0.000		0.001	-	-		
9.600						-	-	0.000	0.000	0.000	5.63	-	-			-	-	0.000	0.000	0.000	0.001	-	-			0.000	0.000	0.000	0.001	-	-			0.096
10.000	0.000	0.000	0.000		5.21	-	-	0.000	0.000	0.000	5.23	-	-			0.000	0.000	0.000	0.001	-	-			0.000	0.000	0.000	0.001	-	-			0.100		
11.000	0.000	0.000	0.000		4.21	-	-	0.000	0.000	0.000	4.23	-	-			0.000	0.000	0.000	0.001	-	-			0.000	0.000	0.000	0.001	-	-			0.110		
12.000	0.000	0.000	0.000		3.22	-	-	0.000	0.000	0.000	3.24	-	-			0.000	0.000	0.000	0.002	-	-			0.000	0.000	0.000	0.003	-	-			0.120		
13.000	0.000	0.000	0.000		2.24	-	-	0.000	0.000	0.000	2.26	-	-			0.000	0.000	0.000	0.021	-	-			0.000	0.000	0.000	0.028	-	-			0.130		
14.000	0.000	0.000	0.000		1.35	-	-	0.000	0.000	0.000	1.38	-	-			0.000	0.000	0.000	0.130	-	-			0.000	0.000	0.000	0.144	-	-			0.140		
15.000	0.000	0.000	0.000		0.668	-	-	0.000	0.000	0.000	0.710	-	-			0.000	0.000	0.000	0.451	-	10			0.000	0.000	0.000	0.471	-	-			0.150		
16.000	0.000	0.000	0.000		0.258	-	-	0.000	0.000	0.000	0.293	-	-			0.000	0.000	0.000	1.04	-	-			0.000	0.000	0.000	1.06	-	-			0.160		
17.000	0.000	0.000	0.000		0.080	-	-	0.000	0.000	0.000	0.098	-	-			0.000	0.000	0.000	1.87	-	-			0.000	0.000	0.000	1.87	-	-			0.170		
18.000	0.000	0.000	0.000		0.019	-	-	0.000	0.000	0.000	0.026	-	-			0.000	0.000	0.000	2.81	-	-			0.000	0.000	0.000	2.81	-	-			0.180		
19.000	0.000	0.000	0.000		0.004	-	-	0.000	0.000	0.000	0.006	-	-			0.000	0.000	0.000	3.80	-	-			0.000	0.000	0.000	3.80	-	-			0.190		
20.000	0.000	0.000	0.000		0.001	-	-	0.000	0.000	0.000	0.001	-	-			0.000	0.000	0.000	4.80	-	-			0.000	0.000	0.000	4.80	-	-			0.200		
22.000	0.000	0.000	0.000		0.001	-	-	0.000	0.000	0.000	0.001	-	-			0.000	0.000	0.000	6.80	-	-			0.000	0.000	0.000	6.80	-	-			0.220		
24.000	0.000	0.000	0.000		0.001	-	-	0.000	0.000	0.000	0.001	-	-			0.000	0.000	0.000	8.80	-	-			0.000	0.000	0.000	8.80	-	-			0.240		
Totals:						0	0					0	0	0	0					0	10						0	0	0	0				
Number of Trades:						0						0		0						0.00							0		0					

OTE (CR)

(Contract Size: 100 Securities, Exercise Style: American, Physical Delivery)

Exercise Price	Call Options													Put Options																														
	November 2023						December 2023						Other Months		November 2023						December 2023						Other Months		Exercise Price															
	Open price	Price max	Price min	Last price	Closing price	Volume	Open Interest	Open price	Price max	Price min	Last price	Closing price	Volume	Open Interest	Volume	Open Interest	Open price	Price max	Price min	Last price	Closing price	Volume	Open Interest	Open price	Price max	Price min	Last price	Closing price		Volume	Open Interest	Volume	Open Interest											
9.200	0.000	0.000	0.000		3.99	-	-	0.000	0.000	0.000		4.01	-	-			0.000	0.000	0.000		0.001	-	-		0.000	0.000	0.000			0.001	-	-			0.000	0.000	0.000		0.001	-	-			0.092
9.600	0.000	0.000	0.000		3.59	-	-	0.000	0.000	0.000		3.61	-	-			0.000	0.000	0.000		0.001	-	-		0.000	0.000	0.000		0.001	-	-			0.000	0.000	0.000		0.001	-	-			0.096	
10.000	0.000	0.000	0.000		3.19	-	-	0.000	0.000	0.000		3.21	-	-			0.000	0.000	0.000		0.001	-	-		0.000	0.000	0.000		0.001	-	-			0.000	0.000	0.000		0.001	-	-			0.100	
11.000	0.000	0.000	0.000		2.19	-	-	0.000	0.000	0.000		2.22	-	-			0.000	0.000	0.000		0.001	-	-		0.000	0.000	0.000		0.001	-	-			0.000	0.000	0.000		0.006	-	-			0.110	
12.000	0.000	0.000	0.000		1.21	-	-	0.000	0.000	0.000		1.28	-	-			0.000	0.000	0.000		0.012	-	-		0.000	0.000	0.000		0.012	-	-			0.000	0.000	0.000		0.071	-	-			0.120	
13.000	0.000	0.000	0.000		0.399	-	-	0.000	0.000	0.000		0.566	-	-			0.000	0.000	0.000		0.204	-	2		0.000	0.000	0.000		0.204	-	2			0.000	0.000	0.000		0.353	-	-			0.130	
14.000	0.000	0.000	0.000		0.056	-	5	0.000	0.000	0.000		0.177	-	-			0.000	0.000	0.000		0.864	-	-		0.000	0.000	0.000		0.864	-	-			0.000	0.000	0.000		0.966	-	-			0.140	
15.000	0.000	0.000	0.000		0.003	-	-	0.000	0.000	0.000		0.038	-	5			0.000	0.000	0.000		1.82	-	5		0.000	0.000	0.000		1.82	-	5			0.000	0.000	0.000		1.84	-	-			0.150	
16.000	0.000	0.000	0.000		0.001	-	-	0.000	0.000	0.000		0.005	-	-			0.000	0.000	0.000		2.82	-	-		0.000	0.000	0.000		2.82	-	-			0.000	0.000	0.000		2.82	-	-			0.160	
17.000	0.000	0.000	0.000		0.001	-	-	0.000	0.000	0.000		0.001	-	-			0.000	0.000	0.000		3.82	-	-		0.000	0.000	0.000		3.82	-	-			0.000	0.000	0.000		3.82	-	-			0.170	
18.000	0.000	0.000	0.000		0.001	-	-	0.000	0.000	0.000		0.001	-	-			0.000	0.000	0.000		4.82	-	-		0.000	0.000	0.000		4.82	-	-			0.000	0.000	0.000		4.82	-	-			0.180	
19.000	0.000	0.000	0.000		0.001	-	-	0.000	0.000	0.000		0.001	-	-			0.000	0.000	0.000		5.82	-	-		0.000	0.000	0.000		5.82	-	-			0.000	0.000	0.000		5.82	-	-			0.190	
20.000						-	-	0.000	0.000	0.000		0.001	-	-								-	-		0.000	0.000	0.000			-	-			0.000	0.000	0.000		6.82	-	-			0.200	
22.000						-	-	0.000	0.000	0.000		0.001	-	-								-	-		0.000	0.000	0.000			-	-			0.000	0.000	0.000		8.82	-	-			0.220	
Totals:						0	5					0	5	0	0						0	7							0	0	0	0												
Number of Trades:						0						0		0							0.00								0		0													

PIRAEUS FINANCIAL HOLD (CR)

(Contract Size: 100 Securities, Exercise Style: American, Physical Delivery)

Call Options																Put Options																			
November 2023								December 2023								Other Months				November 2023						December 2023				Other Months					
Exercise Price	Open price	Price max	Price min	Last price	Closing price	Volume	Open Interest	Open price	Price max	Price min	Last price	Closing price	Volume	Open Interest	Volume	Open Interest	Open price	Price max	Price min	Last price	Closing price	Volume	Open Interest	Open price	Price max	Price min	Last price	Closing price	Volume	Open Interest	Volume	Open Interest	Exercise Price		
0.950						-	-	0.000	0.000	0.000	1.81	-	-				0.000	0.000	0.000	0.001	-	-											0.010		
1.000						-	-	0.000	0.000	0.000	1.76	-	-				0.000	0.000	0.000	0.001	-	-											0.010		
1.100						-	-	0.000	0.000	0.000	1.66	-	-				0.000	0.000	0.000	0.001	-	-											0.011		
1.200						-	-	0.000	0.000	0.000	1.56	-	-				0.000	0.000	0.000	0.001	-	-											0.012		
1.300						-	-	0.000	0.000	0.000	1.46	-	-				0.000	0.000	0.000	0.001	-	-											0.013		
1.400						-	-	0.000	0.000	0.000	1.36	-	-				0.000	0.000	0.000	0.001	-	-											0.014		
1.500						-	-	0.000	0.000	0.000	1.26	-	-				0.000	0.000	0.000	0.001	-	-											0.015		
1.600						-	-	0.000	0.000	0.000	1.16	-	-				0.000	0.000	0.000	0.001	-	-											0.016		
1.700						-	-	0.000	0.000	0.000	1.06	-	-				0.000	0.000	0.000	0.001	-	-											0.017		
1.800	0.000	0.000	0.000		0.962	-	-	0.000	0.000	0.000	0.965	-	-				0.000	0.000	0.000	0.001	-	-											0.018		
1.900	0.000	0.000	0.000		0.862	-	-	0.000	0.000	0.000	0.866	-	-				0.000	0.000	0.000	0.001	-	-											0.019		
2.000	0.000	0.000	0.000		0.762	-	-	0.000	0.000	0.000	0.767	-	-				0.000	0.000	0.000	0.002	-	-											0.020		
2.200	0.000	0.000	0.000		0.563	-	-	0.000	0.000	0.000	0.576	-	-				0.000	0.000	0.000	0.001	-	-											0.022		
2.400	0.000	0.000	0.000		0.371	-	-	0.000	0.000	0.000	0.402	-	-				0.000	0.000	0.000	0.008	-	-											0.024		
2.600	0.204	0.204	0.204	0.204	0.204	2	2	0.000	0.000	0.000	0.259	-	4				0.000	0.000	0.000	0.042	-	-											0.026		
2.800	0.000	0.000	0.000		0.090	-	-	0.000	0.000	0.000	0.152	-	-				0.000	0.000	0.000	0.127	-	-											0.028		
3.000	0.000	0.000	0.000		0.030	-	-	0.000	0.000	0.000	0.080	-	-				0.000	0.000	0.000	0.267	-	-											0.030		
3.200	0.000	0.000	0.000		0.008	-	-	0.000	0.000	0.000	0.040	-	-				0.000	0.000	0.000	0.446	-	-											0.032		
3.400	0.000	0.000	0.000		0.002	-	-	0.000	0.000	0.000	0.018	-	-				0.000	0.000	0.000	0.640	-	-											0.034		
3.600	0.000	0.000	0.000		0.001	-	-	0.000	0.000	0.000	0.008	-	-				0.000	0.000	0.000	0.840	-	-											0.036		
3.800	0.000	0.000	0.000		0.001	-	-	0.000	0.000	0.000	0.003	-	-				0.000	0.000	0.000	1.04	-	-											0.038		
4.000	0.000	0.000	0.000		0.001	-	-	0.000	0.000	0.000	0.001	-	-				0.000	0.000	0.000	1.24	-	-											0.040		
4.400	0.000	0.000	0.000		0.001	-	-	0.000	0.000	0.000	0.001	-	-				0.000	0.000	0.000	1.64	-	-											0.044		
4.800	0.000	0.000	0.000		0.001	-	-	0.000	0.000	0.000	0.001	-	-				0.000	0.000	0.000	2.04	-	-											0.048		
5.200						-	-	0.000	0.000	0.000	0.001	-	-				0.000	0.000	0.000	2.44	-	-											0.052		
Totals:						2	2							0	4	0	0							2	0							0	0	0	0
Number of Trades:						1							0							0.00							0							0	

PPC (CR)

(Contract Size: 100 Securities, Exercise Style: American, Physical Delivery)

Call Options														Put Options																			
November 2023							December 2023							Other Months		November 2023							December 2023							Other Months		Exercise Price	
Open price	Price max	Price min	Last price	Closing price	Volume	Open Interest	Open price	Price max	Price min	Last price	Closing price	Volume	Open Interest	Volume	Open Interest	Open price	Price max	Price min	Last price	Closing price	Volume	Open Interest	Open price	Price max	Price min	Last price	Closing price	Volume	Open Interest	Volume	Open Interest		
4.400					-	-	0.000	0.000	0.000		5.10	-	-			-	-	0.000	0.000	0.000		0.001	-	-			-	-			0.044		
4.800					-	-	0.000	0.000	0.000		4.70	-	-			-	-	0.000	0.000	0.000		0.001	-	-			-	-			0.048		
5.200					-	-	0.000	0.000	0.000		4.30	-	-			-	-	0.000	0.000	0.000		0.001	-	-			-	-			0.052		
5.600					-	-	0.000	0.000	0.000		3.91	-	-			-	-	0.000	0.000	0.000		0.001	-	-			-	-			0.056		
6.000					-	-	0.000	0.000	0.000		3.51	-	-			-	-	0.000	0.000	0.000		0.001	-	-			-	-			0.060		
6.400					-	-	0.000	0.000	0.000		3.11	-	-			-	-	0.000	0.000	0.000		0.001	-	-			-	-			0.064		
6.800	0.000	0.000	0.000		2.70	-	-	0.000	0.000	0.000		2.71	-	-		0.000	0.000	0.000		0.001	-	-		0.000	0.000	0.000		0.001	-	-		0.068	
7.200	0.000	0.000	0.000		2.30	-	-	0.000	0.000	0.000		2.32	-	-		0.000	0.000	0.000		0.001	-	-		0.000	0.000	0.000		0.006	-	-		0.072	
7.600	0.000	0.000	0.000		1.90	-	-	0.000	0.000	0.000		1.93	-	-		0.000	0.000	0.000		0.001	-	-		0.000	0.000	0.000		0.018	-	-		0.076	
8.000	0.000	0.000	0.000		1.50	-	-	0.000	0.000	0.000		1.56	-	-		0.000	0.000	0.000		0.005	-	-		0.000	0.000	0.000		0.049	-	-		0.080	
8.400	0.000	0.000	0.000		1.12	-	-	0.000	0.000	0.000		1.22	-	-		0.000	0.000	0.000		0.022	-	-		0.000	0.000	0.000		0.107	-	-		0.084	
8.800	0.000	0.000	0.000		0.772	-	-	0.000	0.000	0.000		0.914	-	-		0.000	0.000	0.000		0.072	-	20		0.000	0.000	0.000		0.201	-	-		0.088	
9.200	0.000	0.000	0.000		0.482	-	-	0.000	0.000	0.000		0.661	-	-		0.000	0.000	0.000		0.182	-	25		0.000	0.000	0.000		0.347	-	-		0.092	
9.600	0.000	0.000	0.000		0.269	-	2	0.000	0.000	0.000		0.458	-	4		0.000	0.000	0.000		0.369	-	-		0.000	0.000	0.000		0.544	-	-		0.096	
10.000	0.105	0.105	0.105	0.105	0.105	2	10	0.000	0.000	0.000		0.304	-	4		0.000	0.000	0.000		0.632	-	-		0.000	0.000	0.000		0.790	-	-		0.100	
11.000	0.000	0.000	0.000		0.013	-	-	0.000	0.000	0.000		0.088	-	-		0.000	0.000	0.000		1.52	-	-		0.000	0.000	0.000		1.58	-	-		0.110	
12.000	0.000	0.000	0.000		0.001	-	-	0.000	0.000	0.000		0.021	-	-		0.000	0.000	0.000		2.51	-	-		0.000	0.000	0.000		2.52	-	-		0.120	
13.000	0.000	0.000	0.000		0.001	-	-	0.000	0.000	0.000		0.004	-	-		0.000	0.000	0.000		3.51	-	-		0.000	0.000	0.000		3.51	-	-		0.130	
14.000	0.000	0.000	0.000		0.001	-	-	0.000	0.000	0.000		0.001	-	-		0.000	0.000	0.000		4.51	-	-		0.000	0.000	0.000		4.51	-	-		0.140	
15.000	0.000	0.000	0.000		0.001	-	-	0.000	0.000	0.000		0.001	-	-		0.000	0.000	0.000		5.51	-	-		0.000	0.000	0.000		5.51	-	-		0.150	
16.000					-	-	0.000	0.000	0.000		0.001	-	-			-	-	0.000	0.000	0.000		6.51	-	-			-	-			0.160		
Totals:					2	12						0	8	0	0							2	45							0	0	0	0
Number of Trades:					1							0	0									0.00							0			0	

Lending Products	Underlying Title	Multilateral Transactions[1]					Bilateral Transactions[2]		Stock Borrowing through OTC (volume)[3]	
		Open Interest[5]	Volume(Offered)	Average Weighted	Transactions volume	Average Weighted	Transactions Volume	Average Weighted	Transactions Volume	
ADMIEBOR	ADMIE (IPTO) HOLDING S.A. (CR)	---	---	---	---	---	---	---	188,669	
AEGNBOR	AEGEAN AIRLINES (CR)	600	---	---	---	---	---	---	175,537	
ALPHABOR	ALPHA SERVICES HOLD (CR)	23,070	---	---	---	---	---	---	58,671,165	
OTOELBOR	AUTOHELLAS SA (CR)	2,000	---	---	---	---	---	---	141,382	
AVAXBOR	AVAX S.A. (CR)	---	---	---	---	---	---	---	---	
EEEBOR	CC HBC AG (CR)	9,447	---	---	---	---	---	---	47,768	
CENERBOR	CENERGY HOLDINGS (CB)	790	---	---	---	---	---	---	52,624	
ELLAKTORBOR	ELLAKTOR (CR)	7,681	---	---	---	---	---	---	50,582	
ELHABOR	ELVALHALCOR (CR)	1,278	---	---	---	---	---	---	66,887	
EUROBBOR	EUROBANK HOLDINGS (CR)	15,000	---	---	---	---	---	---	34,120,608	
EYDAPBOR	EYDAP S.A. (CR)	845	---	---	---	---	---	---	231,962	
FFGRPBOR	FOLLI FOLLIE (CR)	---	---	---	---	---	---	---	886,279	
FOYRKBOR	FOURLIS (CR)	230	---	---	---	---	---	---	11,123	
GEKTERNABOR	GEK TERNA (CR)	---	---	---	---	---	---	---	4,698	
SARBOR	GR. SARANTIS S.A. (CR)	1,949	---	---	---	---	---	---	38,679	
EXAEBOR	HELLENIC EXCHANGES-A.S.E. (CR)	5,450	---	---	---	---	---	---	167,047	
ELPEBOR	HELLENIQ ENERGY (CR)	3,200	---	---	---	---	---	---	269,936	
INTRKBOR	INTRACOM HOLDINGS (CR)	---	---	---	---	---	---	---	---	
INKATBOR	INTRAKAT (CR)	---	---	---	---	---	---	---	---	
BELABOR	JUMBO SA (CR)	2,575	---	---	---	---	---	---	196,303	
LAMDABOR	LAMDA DEVELOPMENT SA (CR)	400	---	---	---	---	---	---	558,547	
MIGBOR	MIG (CR)	1,661	---	---	---	---	---	---	40,179	
MOHBOR	MOTOR OIL (CR)	24,301	---	---	---	---	---	---	472,742	
MYTILBOR	MYTILINEOS (CR)	7,261	---	---	---	---	---	---	124,528	
ETEBOR	NATIONAL BANK (CR)	---	---	---	---	---	---	---	10,354,731	
OPAPBOR	OPAP (CR)	4,400	---	---	---	---	---	---	1,566,417	
HTOBOR	OTE (CR)	1,750	---	---	---	---	---	---	1,682,092	
PPABOR	P.P.A. S.A. (CR)	500	---	---	---	---	---	---	67,981	
TPEIRBOR	PIRAEUS FINANCIAL HOLD (CR)	5,000	---	---	---	---	---	---	1,371,061	
PPCBOR	PPC (CR)	2,000	---	---	---	---	---	---	1,278,881	
QUALBOR	QUALITY & RELIABILITY SA (CR)	---	---	---	---	---	---	---	---	

Stock Lending Notes

[1] - Multilateral contracts Lending or Borrowing as per Methods 8-1, 8-2 and 8-3-3 (According to ATHEX BoD Resolution No.17)

[2] - Bilateral Contracts Lending or Borrowing as per Methods 8-3-1 and 8-3-2 (According to ATHEX BoD Resolution No.20)

[3] - The information concerning OTC Stock Borrowing Transactions is based on the statements of the Dematerialised Securities System (DSS) operators involved and refers to volumes that have been registered up until the previous working day.

[4] - Average Price (Volume weighted)

[5] - The Data concerning Open Interest before the start of trading session

Lending Products	Underlying Title	Open Interest[5]	Multilateral Transactions[1]				Bilateral Transactions[2]		Stock Borrowing through OTC (volume)[3]	
			Volume(Offered)	Average Weighted	Transactions volume	Average Weighted	Transactions Volume	Average Weighted	Transactions Volume	
QUESTBOR	QUEST HOLDINGS (CR)	359	---	---	---	---	---	---	46,564	
TENERGYBOR	TERNA ENERGY (CR)	900	---	---	---	---	---	---	291,600	
TITCBOR	TITAN CEMENT (CB)	2,368	---	---	---	---	---	---	231,520	
VIOBOR	VIOHALCO SA/NV (CB)	744	---	---	---	---	---	---	---	

Stock Lending Notes

[1] - Multilateral contracts Lending or Borrowing as per Methods 8-1, 8-2 and 8-3-3 (According to ATHEX BoD Resolution No.17)

[2] - Bilateral Contracts Lending or Borrowing as per Methods 8-3-1 and 8-3-2 (According to ATHEX BoD Resolution No.20)

[3] - The information concerning OTC Stock Borrowing Transactions is based on the statements of the Dematerialised Securities System (DSS) operators involved and refers to volumes that have been registered up until the previous working day.

[4] - Average Price (Volume weighted)

[5] - The Data concerning Open Interest before the start of trading session

Sectors codification for listed companies

12003-	ETF	10101010	Computer Services
10101015	Software	10102030	Computer Hardware
15101010	Telecommunications Equipment	15102015	Telecommunications Services
20101010	Health Care Facilities	20101025	Health Care Services
20102010	Medical Equipment	20103015	Pharmaceuticals
30101010	Banks	30202000	Diversified Financial Services
30202010	Asset Managers & Custodians	30202015	Investment Services
30204000	Closed End Investments	30302010	Full Line Insurance
30302015	Insurance Brokers	30302025	Property and Casualty Insurance
35101010	Real Estate Holding and Development	35101015	Real Estate Services
35102000	Diversified REITs	35102030	Office REITs
40201040	Rental & Leasing Services: Consumer	40202010	Home Construction
40202015	Household Furnishings	40202020	Household Appliance
40203040	Electronic Entertainment	40204020	Clothing & Accessories
40301010	Entertainment	40301030	Publishing
40301035	Radio & TV Broadcasters	40401010	Diversified Retailers
40401020	Apparel Retailers	40401025	Home Improvement Retailers
40401030	Specialty Retailers	40501010	Airlines
40501015	Travel & Tourism	40501020	Casinos & Gambling
40501025	Hotels & Motels	45101015	Distillers & Vintners
45101020	Soft Drinks	45102010	Farming Fishing Ranching & Plantations
45102020	Food Products	45103010	Tobacco
45201010	Food Retailers & Wholesalers	45201020	Personal Products
50101010	Construction	50101020	Building Roof/Wallboard and Plumbing
50101030	Cement	50101035	Building Materials: Other
50202010	Electrical Components	50203000	Diversified Industrials
50203015	Plastics	50203030	Containers & Packaging
50204000	Machinery: Industrial	50204020	Machinery: Construction & Handling
50205010	Industrial Suppliers	50205020	Back Office Support HR & Consulting
50205030	Forms & Bulk Printing Services	50206015	Commercial Vehicles & Parts
50206030	Marine Transportation	50206060	Transportation Services
55101000	Diversified Materials	55101020	Textile Products
55102000	General Mining	55102010	Iron & Steel
55102015	Metal Fabricating	55102035	Aluminum
60101020	Oil Refining and Marketing	65101010	Alternative Electricity
65101015	Conventional Electricity	65102030	Water



ATHEX
Athens Stock Exchange

Λεωφ. Αθηνών 110 104 42 Αθήνα
110, Athinon Ave. GR 104 42 Athens
tel. (+30)210-33.66.800, fax (+30)210-33.66.101
www.athexgroup.gr