


23

Ημερήσιο Δελτίο  
Συναλλακτικής Δραστηριότητας

Daily Official List  
of Trading Activity

Friday, 27 October, 2023  
Year: 144 Trading Day No: 206



**ATHEXGROUP**  
Athens Exchange Group

**Disclaimer:**

Hellenic Exchanges-Athens Stock Exchange S.A endeavours to ensure that the data and other material ("Information") presented on the Daily Official List are accurate and complete, but it is not liable for any errors or omissions of data or /and for the accuracy, credibility, updating and completeness of the aforesaid information nor it has any liability arising directly or indirectly from the use of the above Information.

The Company is not liable for the accuracy of the data included in listed companies' announcements. Only the sender of such an announcement is fully and solely liable for any infringement of third party's rights from the content of such announcement. All contents of the Daily Official List are provided only for information purposes and do not constitute investment advice or solicitation to invest in securities or other products listed for trading on the Exchange.

You acknowledge and agree that the Company is the owner of any property rights related to any Information appearing on the Daily Official List including intellectual property rights copyright, trademarks, etc.

The above data are a property of the Hellenic Exchanges-Athens Exchange and are copyright protected. Users are forbidden to reproduce, modify, copy, sale, transmit or redistribute, by all reproduction means and methods, part or the whole of the above data, without reference to their source.

The commercial exploitation of these data is, also, forbidden by third parties. Hellenic Exchanges-Athens Exchange does not carry any responsibility, direct or indirect, derived from usage or accidental alteration of the above data when used by third parties.

---

**Hellenic Exchanges – Athens Stock Exchange S.A.**

110 Athinon Ave., 10442 Athens, Tel: (210) 33.66.800, Fax: (210) 32.13.938

[www.athexgroup.gr](http://www.athexgroup.gr)

---

**Thessalonica Stock Exchange Center (T.S.E.C)**

16-18 Katouni Str., Thessalonica 546 25 Tel: (2310) 567.667, Fax: (2310) 530.545

**Athex Members Guarantee Fund**

14-16 Fidiou Str., Athens 106 78, Tel: (210) 33.04.682, Fax: (210) 33.04.155

**Hellenic Republic Capital Market Commission**

1 Kolokotroni Str. & 1 Stadiou Str., Athens 10562 Tel: (210) 33.77.100 Fax: (210) 33.77.173

---

**Table of Contents**

---

**Section 1: Statistical Figures of Securities, Derivatives and Lending**

Summary of Markets

Athex Indices

Analytic Figures for Athex Market's Boards and Categories

Trading Details by Athex Sectors and Financial Instruments (ETFs)

Top 10 best &amp; worst performing Shares

Derivatives Summary

**Section 2: Analytic Figures of Shares Transactions**

Analytic Figures of Shares Transactions

Shares' Notes

**Section 3: Figures of Securities Transactions**

Securities Blocks Details

Shares Rights Details

Stock Borrowing

Forced Sales Details

Forced Sales Registered Shares

Exchange Traded Funds (ETFs) Characteristics

**Section 5: Bonds traded in Fixed Income Assets Market**

Convertible Corporate Bonds - Regulated Market

Non Convertible Corporate Bonds - Regulated Market

Government Bonds

Treasury Bills &amp; Zero Coupon Government Bonds

Government Bonds Traded with the Open Outcry Method

State Banks Bonds

**Section 6: Additional Infos**

Athex &amp; ATHEXClear Members List

List of Stocks under Market Making operations

**Section 7: Derivatives Market Analytic Figures**

Index Futures

Stock Futures

Index Options

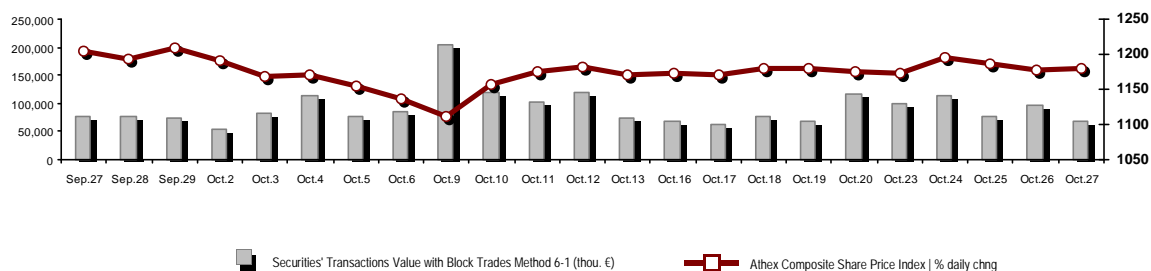
Stock Options

Stock Lending Analytic Figures

**Appendix A: Sectors codification for listed companies**

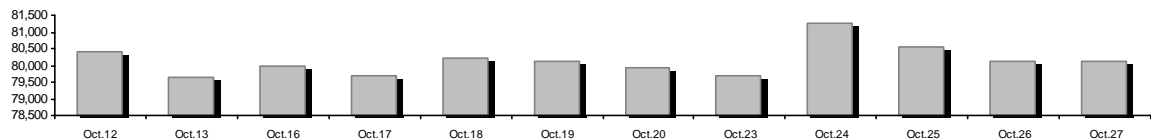
## Summary of Markets

Athex Composite Share Price Index vs Shares and Derivatives Transactions Value

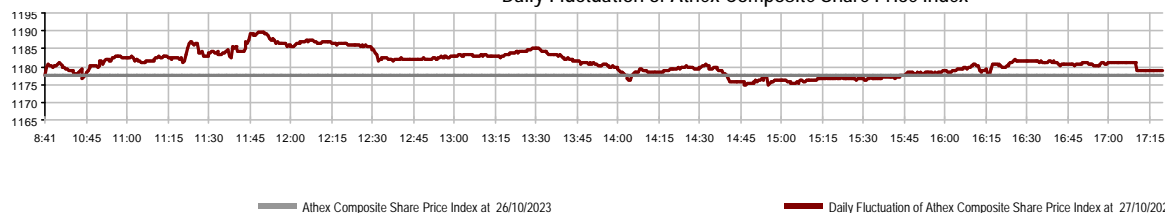


Athex Capitalisation (mill. €) **: 80,138.31	Derivatives Total Open Interest 437,880
Daily change: mill. €   % 5.82 0.01%	in Index Futures   % daily chng 5,226 2.79%
Yearly Avg Capitalisation: mill. €   % chng prev year Avg 79,394.61 25.90%	in Stock Futures   % daily chng 430,894 -0.76%
Athex Composite Share Price Index   % daily chng 1,178.79 0.12%	in Index Options   % daily chng 1,037 11.15%
Athex Composite Share Price Index Capitalisation (mill. €) 72,614.61	in Stock Options   % daily chng 723 1.69%
Daily change (mill. €) -5.89	
Securities' Transactions Value with Block Trades Method 6-1 (t) 68,259.79	Derivatives Contracts Volume: 23,838
Daily change: % -28,223.05 -29.25%	Daily change: pieces   % -20,045 -45.68%
YtD Avg Trans. Value: thou. €   % chng prev year Avg 104,207.80 44.23%	YtD Avg Derivatives Contracts % chng prev year Avg 45,202 31.59%
Blocks Transactions Value of Method 6-1 (thou. €) 984.10	Derivatives Trades Number: 1,522
Blocks Transactions Value of Method 6-2 & 6-3 (thou. €) 0.00	Daily change: number   % -643 -29.70%
Bonds Transactions Value (thou.€) 290.51	YtD Avg Trades number % chng prev year Avg 2,373 15.49%
Securities' Transactions Volume with Block Trades Method 6-1 (tho) 15,589.79	Lending Total Open Interest 95,219
Daily change: thou. pieces   % -9,012.50 -36.63%	Daily change: pieces   % -16,172 -14.52%
YtD Avg Volume: % chng prev year Avg 33,431.09 17.92%	Lending Volume (Multilateral/Bilateral) 30,840
Blocks Transactions Volume of Method 6-1 (thou. Pieces) 90.20	Daily change: pieces   % 30,740
Blocks Transactions Volume of Method 6-2 & 6-3 (thou. Pieces) 0.00	Multilateral Lending 30,540
Bonds Transactions Volume 315,000	Bilateral Lending 300
Securities' Trades Number with Block Trades Method 6-1 31,169	Lending Trades Number: 17
Daily change: number   % -5,540 -15.09%	Daily change: % 16
YtD Avg Trades number % chng prev year Avg 36,269 23.29%	Multilateral Lending Trades Number 16
Number of Blocks Method 6-1 2	Bilateral Lending Trades Number 1
Number of Blocks Method 6-2 & 6-3 0	
Number of Bonds Transactions 103	

Athex Capitalisation (mill. €) \*\*



Daily Fluctuation of Athex Composite Share Price Index



## Athex Indices

Index name	27/10/2023	26/10/2023	pts.	%	Min	Max	Year min	Year max	Year change
Athex Composite Share Price Index	1,178.79 #	1,177.39	1.40	0.12%	1,174.95	1,189.66	929.79	1,351.68	26.78% #
Athex ESG Index	1,360.59 €	1,361.99	-1.40	-0.10%	1,356.95	1,376.18	1,057.52	1,541.00	28.64% #
FTSE/Athex Large Cap	2,899.42 €	2,904.39	-4.97	-0.17%	2,891.13	2,933.39	2,250.77	3,280.71	28.78% #
FTSE/Athex Mid Cap Index	1,912.03 #	1,906.51	5.52	0.29%	1,901.80	1,922.73	1,411.43	2,224.46	35.47% #
FTSE/ATHEX High Dividend Yield Index	3,496.75 #	3,496.44	0.31	0.01%	3,484.68	3,523.74	3,028.28	4,088.01	15.47% #
FTSE/ATHEX Global Traders Index Plus	3,585.77 €	3,607.19	-21.42	-0.59%	3,571.27	3,640.53	2,616.09	4,115.43	37.07% #
FTSE/ATHEX Mid & Small Cap Factor-Weighted Ind	5,094.91 #	5,083.03	11.88	0.23%	5,081.93	5,139.35	4,353.12	5,946.34	15.91% #
ATHEX Select Index Plus	3,998.17 #	3,973.02	25.15	0.63%	3,963.06	4,004.10	3,071.06	4,762.60	30.19% #
ATHEX Select Index	5,867.94 #	5,835.22	32.72	0.56%	5,831.46	5,912.84	4,343.88	7,125.71	35.09% #
FTSE/Athex Market Index	689.32 €	690.70	-1.38	-0.20%	687.52	697.16	539.21	780.89	27.81% #
Athex Composite Index Total Return Index	2,131.76 #	2,129.25	2.51	0.12%	2,124.82	2,151.43	1,641.17	2,440.14	29.89% #
FTSE/Athex Large Cap Total Return	4,748.51 €	4,756.65	-8.14	-0.17%			3,623.42	5,338.50	31.87% #
FTSE/Athex Mid Cap Total Return	2,573.31 #	2,565.88	7.43	0.29%			1,881.61	2,956.50	38.52% #
Hellenic Mid & Small Cap Index	1,714.55 #	1,704.30	10.25	0.60%	1,701.12	1,723.45	1,365.14	2,011.62	25.60% #
FTSE/Athex Banks	959.92 €	961.86	-1.94	-0.20%	956.93	974.37	640.09	1,117.78	49.86% #
FTSE/Athex Financial Services	1,134.06 #	1,122.94	11.12	0.99%	1,113.06	1,146.41	672.72	1,514.55	65.46% #
FTSE/Athex Industrial Goods & Services	7,863.71 €	7,880.67	-16.96	-0.22%	7,688.69	8,004.45	4,603.86	8,651.06	69.53% #
FTSE/Athex Retail	1,105.66 #	1,100.95	4.71	0.43%	1,095.46	1,118.44	901.21	1,375.58	22.69% #
FTSE/ATHEX Real Estate	4,042.09 #	4,000.71	41.38	1.03%	3,961.00	4,042.09	3,750.22	4,816.41	-0.76% €
FTSE/Athex Consumer Goods & Services	13,865.05 €	14,376.24	-511.19	-3.56%	13,865.05	14,669.51	8,974.47	16,184.74	51.40% #
FTSE/Athex Food & Beverage	9,118.63 €	9,261.07	-142.44	-1.54%	9,118.63	9,261.07	8,101.49	11,188.59	7.70% #
FTSE/Athex Basic Resources	7,245.99 #	7,224.65	21.34	0.30%	7,189.34	7,351.55	6,463.31	10,590.89	11.66% #
FTSE/Athex Construction & Materials	4,229.02 #	4,208.82	20.20	0.48%	4,188.67	4,256.83	3,204.90	4,808.27	31.95% #
FTSE/Athex Energy	5,078.43 #	4,975.97	102.46	2.06%	4,975.75	5,102.04	4,689.99	5,856.79	0.97% #
FTSE/Athex Travel & Leisure	2,727.27 €	2,750.72	-23.45	-0.85%	2,722.12	2,770.96	2,196.17	3,051.18	23.00% #
FTSE/Athex Technology	2,700.06 €	2,714.80	-14.74	-0.54%	2,694.32	2,742.07	2,047.81	3,153.87	31.44% #
FTSE/Athex Telecommunications	3,681.88 #	3,623.58	58.30	1.61%	3,623.58	3,728.94	3,511.53	4,415.99	-9.57% €
FTSE/Athex Utilities	5,096.74 #	4,986.34	110.40	2.21%	4,982.97	5,148.40	4,598.77	6,190.27	10.83% #
FTSE/Athex Health Care	393.68 €	395.87	-2.19	-0.55%	388.41	399.98	380.60	504.88	-6.02% €
FTSE/Athex Personal Products	7,699.04 #	7,591.99	107.05	1.41%	7,519.09	7,701.05	6,441.87	8,386.11	16.54% #
Athex All Share Index	277.49 €	277.56	-0.07	-0.03%	277.49	277.49	231.11	314.56	20.52% #
MSCI GREECE REBASED	4,671.47 €	4,683.81	-12.34	-0.26%	4,656.67	4,734.41	4,125.04	5,209.29	--- -
Hellenic Corporate Bond Index	125.26 #	125.22	0.04	0.03%			118.78	125.48	5.27% #
Hellenic Corporate Bond Price Index	88.11 #	88.09	0.02	0.02%			85.96	88.73	2.18% #

Note 1: FTSE/Med 100, Hellenic Corporate Bond Price Index and Hellenic Corporate Bond Index closing prices refer to the previous trading day of 25/10/2023.

Note 2: The Hellenic Mid & Small Cap Index is a Customized index calculated by the Athens Exchange.

## Analytic Figures for Athex Market's Boards and Categories

	Total Traded Securities	Main Market	Surveillance	Exchange Traded Funds (ETFs)
Totals	113	103	9	1
Gain / Lose / Same:	57 / 38 / 18	56 / 35 / 12	1 / 2 / 6	0 / 1 / 0
Athex Capitalisation (mill. €) **	80,138.31	79,520.16	618.15	
Daily Average Trans/ons Value(thou.€)	104,207.80	103,921.79	265.84	62.92
Transactions Value	68,259.79	67,526.38	609.09	124.33
Main Board:	67,275.69	66,542.28	609.09	124.33
Blocks Board 6_2_3:	984.10	984.10	0.00	0.00
Forced Sales Board:	0.00	0.00	0.00	0.00
Special Terms Board:	0.00	0.00	0.00	0.00
Daily Average Transactions Volume	33,431,089	32,352,966	1,081,324	2,196
Transactions Volume	15,589,788	14,664,800	920,719	4,269
Main Board:	15,499,588	14,574,600	920,719	4,269
Blocks Board 6_2_3:	90,200	90,200	0	0
Forced Sales Board:	0	0	0	0
Special Terms Board:	0	0	0	0
Daily Average Number of Trades	36,269	36,050	215	4
Number of Trades	31,169	30,873	272	24
Main Board:	31,167	30,871	272	24
Blocks Board 6_2_3:	2	2	0	0
Forced Sales Board:	0	0	0	0
Special Terms Board:	0	0	0	0

## Trading Details by Athex Sectors and Financial Instruments (ETFs)

Code	Sectors	Gain / Lose / Same	Number of Trades	Transactions Volume	Transactions Value	% of Total Trans. Value
3010	- Banks	4 / 3 / 0	9,082	10,209,046	21,637,704.46	31.70%
5510	- Basic Resources	4 / 4 / 3	831	248,204	741,279.10	1.09%
5010	- Construction & Materials	6 / 4 / 1	1,893	874,391	2,399,887.41	3.52%
4020	- Consumer Products & Services	4 / 2 / 2	201	40,316	184,902.96	0.27%
6010	- Energy	3 / 0 / 1	1,381	150,391	2,340,828.31	3.43%
12000	- Financial Instruments	0 / 1 / 0	24	4,269	124,330.57	0.18%
3020	- Financial Services	5 / 0 / 0	252	45,396	213,455.00	0.31%
4510	- Food Beverage & Tobacco	1 / 4 / 0	280	35,268	756,102.67	1.11%
2010	- Health Care	0 / 1 / 2	119	118,758	75,170.47	0.11%
5020	- Industrial Goods & Services	8 / 6 / 1	4,760	756,397	13,009,772.74	19.06%
3030	- Insurance	1 / 0 / 0	17	2,408	9,301.43	0.01%
4030	- Media	0 / 1 / 0	3	410	125.92	0.00%
4520	- Personal Care, Drug & Grocery Stores	2 / 0 / 0	234	23,755	155,314.84	0.23%
3510	- Real Estate	5 / 2 / 2	652	154,345	670,859.04	0.98%
4040	- Retail	2 / 3 / 1	2,455	264,177	5,708,444.31	8.36%
1010	- Technology	5 / 4 / 1	1,035	231,122	907,929.55	1.33%
1510	- Telecommunications	1 / 1 / 0	1,482	261,052	3,447,906.27	5.05%
4050	- Travel & Leisure	2 / 2 / 3	3,888	1,590,701	11,187,317.68	16.39%
6510	- Utilities	4 / 0 / 1	2,580	579,382	4,689,160.98	6.87%

## Top 10 best &amp; worst performing Shares

## Main Market

With positive Price change			With negative Price change		
	Closing price	change		Closing price	change
CENERGY HOLDINGS (CB)	5.93	4.22% #	KARELIA (CR)	294	-4.54% Ⓔ
MOTODYNAMICS S.A. (CR)	2.75	3.00% #	JUMBO SA (CR)	24.82	-3.87% Ⓔ
TERNA ENERGY (CR)	14.11	2.99% #	EKTER SA (CR)	2.7	-2.17% Ⓔ
AVAX S.A. (CR)	1.324	2.80% #	EPSILON NET (CR)	9.32	-1.90% Ⓔ
PPC (CR)	9.485	2.21% #	CC HBC AG (CR)	24.28	-1.54% Ⓔ
MOTOR OIL (CR)	22.76	2.15% #	KRI-KRI S.A. (CR)	8.08	-1.46% Ⓔ
ADMIE (IPTO) HOLDING S.A. (CR)	1.99	2.05% #	PIRAEUS FINANCIAL HOLD (CR)	2.764	-1.29% Ⓔ
UNIBIOS (CR)	1.1	1.85% #	ATTICA BANK S.A. (CR)	11.02	-1.25% Ⓔ
HELLENIQ ENERGY (CR)	6.87	1.78% #	OPAP (CR)	15.2	-1.11% Ⓔ
AUSTRICARD (CB)	5.8	1.75% #	NATIONAL BANK (CR)	5.45	-1.09% Ⓔ
With the highest Transactions Value			With the highest Transactions Volume		
	Value (thou. €)	change		Volume	change
MYTILINEOS (CR)	10,355.51	-0.51% Ⓔ	ALPHA SERVICES HOLD (CR)	4,400,978	0.79% #
OPAP (CR)	10,060.69	-1.11% Ⓔ	EUROBANK HOLDINGS (CR)	2,942,779	0.30% #
ALPHA SERVICES HOLD (CR)	6,168.33	0.79% #	PIRAEUS FINANCIAL HOLD (CR)	1,800,583	-1.29% Ⓔ
NATIONAL BANK (CR)	5,734.62	-1.09% Ⓔ	NATIONAL BANK (CR)	1,039,520	-1.09% Ⓔ
JUMBO SA (CR)	5,570.65	-3.87% Ⓔ	OPAP (CR)	658,494	-1.11% Ⓔ
PIRAEUS FINANCIAL HOLD (CR)	5,043.32	-1.29% Ⓔ	AVAX S.A. (CR)	458,933	2.80% #
EUROBANK HOLDINGS (CR)	4,487.59	0.30% #	PPC (CR)	348,805	2.21% #
OTE (CR)	3,442.22	1.62% #	CENERGY HOLDINGS (CB)	325,005	4.22% #
PPC (CR)	3,315.77	2.21% #	MYTILINEOS (CR)	296,219	-0.51% Ⓔ
MOTOR OIL (CR)	1,913.02	2.15% #	OTE (CR)	260,113	1.62% #

Note: Stocks that are not included in the "Under Supervision" category, and the transactions value is more than 10,000 €.

## Derivatives Summary

	Number of Trades	Volume	Open Interest
<b>Index Futures</b>	<b>179</b>	<b>1,581</b>	<b>5,226</b>
FTSE/Athex Banks	3	13	1,799
FTSE/Athex Large Cap	176	1,568	3,324
MSCI GREECE REBASED	0	0	103
<b>Stock Futures</b>	<b>1,336</b>	<b>22,171</b>	<b>430,894</b>
ADMIE (IPTO) HOLDING S.A. (CR)	48	282	21,905
AEGEAN AIRLINES (CR)	25	118	4,888
ALPHA SERVICES HOLD (CR)	278	15,629	182,917
AUTOHELLAS SA (CR)	0	0	77
AVAX S.A. (CR)	8	85	1,552
CC HBC AG (CR)	2	10	433
CENERGY HOLDINGS (CB)	40	129	5,721
ELLAKTOR (CR)	1	5	847
ELVALHALCOR (CR)	23	120	1,398
EUROBANK HOLDINGS (CR)	48	1,232	30,256
EYDAP S.A. (CR)	2	6	2,411
FOURLIS (CR)	11	38	661
GEK TERNA (CR)	6	6	5,997
HELLENIC EXCHANGES-A.S.E. (CR)	12	70	8,451
HELLENIQ ENERGY (CR)	36	143	1,476
INTRACOM HOLDINGS (CR)	18	48	4,625
INTRAKAT (CR)	2	4	5,641
JUMBO SA (CR)	15	43	572
LAMDA DEVELOPMENT SA (CR)	8	34	5,806
MIG (CR)	1	1	51
MOTOR OIL (CR)	6	10	1,092
MYTILINEOS (CR)	206	463	2,526
NATIONAL BANK (CR)	69	400	19,077
OPAP (CR)	27	60	2,078
OTE (CR)	24	96	5,654
P.P.A. S.A. (CR)	0	0	207
PIRAEUS FINANCIAL HOLD (CR)	153	1,737	73,828
PPC (CR)	188	1,172	20,196
QUEST HOLDINGS (CR)	0	0	116
TERNA ENERGY (CR)	52	128	14,848
TITAN CEMENT (CB)	0	0	679
VIOHALCO SA/NV (CB)	27	102	4,908
<b>Index Options</b>	<b>5</b>	<b>82</b>	<b>1,037</b>
FTSE/Athex Large Cap	5	82	1,037
<b>Stock Options</b>	<b>2</b>	<b>4</b>	<b>723</b>
ALPHA SERVICES HOLD (CR)	0	0	0
NATIONAL BANK (CR)	0	0	627
OPAP (CR)	0	0	10
OTE (CR)	0	0	17
PIRAEUS FINANCIAL HOLD (CR)	0	0	6
PPC (CR)	2	4	63
<b>Total Derivatives Traded</b>	<b>1,522</b>	<b>23,838</b>	<b>437,880</b>



Number of Outstanding Securities	Nominal Value	Dividends [1]			Date of Last Coupon		Note	Shares	Closing price	% change	Previous closing price/date	Open price	Price min	Price max	Last price	Avg price	Last Bid [7]	Last Ask [7]	P/E after tax	Year	Volume	Trades	Transactions Value[8]	Company Mkt Value (thou. €)	Year low	Year high	Sector[4]
2020	2021	2022	Dividend [2]	Right																							
4,980,256	--	--	--		27/10/2023		ATTICA BANK (W)	12.84	--	↘	--	*	--	--	--	--	2@8.00	--	--	--	--	--	496,273.81	12.84	12.84	30101010	

## Warrants

## Main Market - High Liquidity Class

2,351,697,671	0.290	--	--	--	07/04/2008	18/04/2017	--	ALPHA SERVICES HOLD (CR)	1.401	0.79	P	1.39	26/10/2023	1.4	1.3745	1.425	1.401	1.402	46307@1.40	11359@1.40	--	--	4,400,978	2,818	6,168,330.60	3,294,728.44	1.0015	1.682	30101010
36,353,868	1.00	--	--	(0.025)	10/07/2023	21/08/2023	--	AUSTRIACARD (CB)	5.8	1.75	P	5.7	26/10/2023	5.65	5.65	5.8	5.8	5.757	231@5.70	2108@5.80	--	--	5,851	62	33,683.50	210,852.43	5.2	7.7	10101010
48,624,764	0.080	0.23	0.46	0.65	24/04/2023	05/12/2022	--	AUTOHELLAS SA (CR)	12.7	-0.63	€	12.78	26/10/2023	12.5	12.48	12.8	12.7	12.704	189@12.60	417@12.72	--	--	13,114	118	166,598.08	617,534.50	10.06	14.76	40201040
190,162,681	--	--	--	0.05	19/06/2023	07/12/2016	--	CENERGY HOLDINGS (CB)	5.93	4.22	P	5.69	26/10/2023	5.72	5.72	5.93	5.93	5.872	11@5.91	2582@5.94	--	--	325,005	1,098	1,908,474.72	1,127,664.70	3.015	7.4	50202010
372,553,049	6.70	0.64	0.71	0.78	25/05/2023	29/04/2013	--	CC HBC AG (CR)	24.28	-1.54	€	24.66	26/10/2023	24.5	24.28	24.64	24.28	24.446	155@24.28	2@24.29	--	--	26,843	214	656,211.40	9,045,588.03	21.54	29.91	45101020
54,200,000	0.075	--	0.035	0.074	18/07/2023	23/11/2021	--	EPSILON NET (CR)	9.32	-1.90	€	9.5	26/10/2023	9.23	9.12	9.49	9.32	9.206	200@9.21	70@9.32	--	--	39,878	295	367,132.25	505,144.00	6.2	12	10101015
3,716,479,777	0.220	--	--	--	02/05/2008	20/05/2019	--	EUROBANK HOLDINGS (CR)	1.531	0.30	P	1.5265	26/10/2023	1.53	1.5095	1.54	1.531	1.525	2000@1.53	5325@1.53	--	--	2,942,779	2,076	4,487,591.62	5,689,930.54	1.0495	1.72	30101010
52,131,944	1.00	--	0.1102	0.11	29/06/2023	23/07/2019	--	FOURLIS (CR)	3.98	-0.25	€	3.99	26/10/2023	3.99	3.95	4.015	3.98	3.984	500@3.97	304@3.98	--	--	23,332	122	92,952.39	207,485.14	3.26	5	40401010
305,635,185	2.18	0.1	0.1	0.3	28/06/2023	01/10/2003	--	HELLENIQ ENERGY (CR)	6.87	1.78	P	6.75	26/10/2023	6.75	6.75	6.95	6.87	6.892	126@6.87	5@6.88	--	--	60,634	354	417,867.95	2,099,713.72	6.55	8.68	60101020
83,600,000	0.760	--	--	--	03/07/2007	17/07/2023	--	INTRACOM HOLDINGS (CR)	1.968	--	↘	1.968	26/10/2023	1.97	1.954	2.02	1.968	1.974	1997@1.96	5003@1.97	--	--	112,902	133	222,921.11	164,524.80	1.678	2.39	10101010
160,523,985	0.300	--	--	--	12/08/2008	30/12/2022	--	INTRAKAT (CR)	3	--	↘	3	26/10/2023	3	2.97	3.02	3	2.995	497@2.99	6210@3.00	--	--	75,887	93	227,313.78	481,571.96	1.366	3.31	50101010
136,059,759	0.880	0.77	0.77	0.322	23/08/2023	05/03/2014	--	JUMBO SA (CR)	24.82	-3.87	€	25.82	26/10/2023	26.4	24.82	26.4	24.82	25.096	1080@24.80	172@24.92	--	--	221,973	2,204	5,570,654.40	3,377,003.22	15.61	29.2	40401010
176,736,715	0.300	--	--	--	30/05/2007	27/11/2019	--	LAMDA DEVELOPMENT SA (CR)	6.06	1.42	P	5.975	26/10/2023	5.97	5.91	6.065	6.06	6.007	77@6.04	10@6.07	--	--	70,629	378	424,277.24	1,071,024.49	5.505	7.42	35101010
107,222,688	0.440	--	(0.5667)	0.2	20/06/2023	16/03/2022	--	QUEST HOLDINGS (CR)	5.05	-0.59	€	5.08	26/10/2023	5.08	5.03	5.11	5.05	5.081	337@5.05	19@5.08	--	--	11,218	171	57,001.58	541,474.57	4.655	6.73	10101010
78,325,475	--	--	--	0.6	28/06/2023	23/07/2019	--	TITAN CEMENT (CB)	16.8	0.48	P	16.72	26/10/2023	16.72	16.66	16.94	16.8	16.817	3915@16.80	16@16.82	--	--	33,808	280	568,556.80	1,315,867.98	12.04	19.44	50101030
259,189,761	--	0.02	0.1	0.12	19/06/2023	26/02/2016	--	VIOHALCO SANV (CB)	4.705	0.64	P	4.675	26/10/2023	4.685	4.65	4.78	4.705	4.703	63@4.70	584@4.71	--	--	95,002	336	446,769.73	1,219,487.83	3.995	7.13	55102015
144,321,516	0.300	--	--	0.07	19/06/2023	22/01/2020	--	AVAX S.A. (CR)	1.324	2.80	P	1.288	26/10/2023	1.29	1.288	1.348	1.324	1.319	2000@1.32	1000@1.33	--	--	458,933	484	605,240.56	191,081.69	0.748	1.786	50101010
232,000,000	2.12	0.1069	0.0854	0.0682	04/10/2023	19/06/2017	--	ADMIE (IPTO) HOLDING S.A. (CR)	1.99	2.05	P	1.95	26/10/2023	1.956	1.94	1.99	1.99	1.965	300@1.98	4037@1.99	15.87	2022	141,951	287	278,909.92	461,680.00	1.64	2.52	65101015
90,167,100	0.500	--	--	--	03/06/2019	24/05/2021	--	AEGEAN AIRLINES (CR)	9.86	1.23	P	9.74	26/10/2023	9.8	9.75	10	9.86	9.843	4541@9.86	5@9.87	--	--	51,554	405	507,461.28	889,047.61	5.27	13.8	40501010
103,423,291	0.570	--	--	--	01/08/2011	23/08/2023	--	GEK TERNA (CR)	13	0.46	P	12.94	26/10/2023	12.9	12.76	13.06	13	12.965	67@12.98	902@13.02	--	--	43,430	269	563,057.46	1,344,502.78	10.42	14.84	50101010
382,000,000	2.48	--	--	--	20/07/2015	12/12/2001	--	PPC (CR)	9.485	2.21	P	9.28	26/10/2023	9.3	9.28	9.645	9.485	9.506	10000@9.48	11@9.49	--	--	348,805	1,401	3,315,767.42	3,623,270.00	6.6	11.22	65101015
914,715,153	1.00	--	--	--	16/05/2008	29/08/2018	--	NATIONAL BANK (CR)	5.45	-1.09	€	5.51	26/10/2023	5.454	5.45	5.604	5.45	5.517	2202@5.45	1609@5.46	--	--	1,039,520	1,892	5,734,619.19	4,985,197.58	3.746	6.514	30101010
11,250,000	0.520	--	0.0405	0.08	07/08/2023	09/11/2015	--	EKTER SA (CR)	2.7	-2.17	€	2.76	26/10/2023	2.76	2.69	2.85	2.7	2.75	1613@2.70	953@2.76	--	--	29,975	146	82,435.52	30,375.00	1.33	3.34	50101010
375,241,586	0.390	0.01	0.03	0.06	26/06/2023	14/07/2006	--	ELVALHALCOR (CR)	1.622	-0.49	€	1.63	26/10/2023	1.63	1.616	1.648	1.622	1.631	3@1.62	725@1.63	--	--	82,249	269	134,135.14	608,641.85	1.52	2.39	55102015
348,192,005	0.040	--	--	--	05/07/2011	16/07/2021	--	ELLAKTOR (CR)	1.872	1.19	P	1.85	26/10/2023	1.838	1.838	1.902	1.872	1.884	833@1.87	1000@1.89	--	--	150,370	459	283,283.67	651,815.43	1.706	2.7	50101010
60,348,000	0.420	0.07	0.1515	0.1565	14/06/2023	04/08/2021	--	HELLENIC EXCHANGES-A.S.E. (CR)	4.59	0.99	P	4.545	26/10/2023	4.56	4.505	4.64	4.59	4.568	7677@4.59	1000@4.60	--	--	38,785	144	177,187.16	276,997.32	3.09	6.13	30202015
106,500,000	0.600	--	0.28	0.02	13/09/2023	13/09/2021	--	EYDAP S.A. (CR)	5.59	--	↘	5.59	26/10/2023	5.56	5.51	5.61	5.59	5.563	336@5.54	69@5.59	--	--	16,366	240	91,052.24	595,335.00	5.34	7.34	65102030
110,782,980	0.750	--	0.9054	1.6299	26/06/2023	04/11/2013	--	MOTOR OIL (CR)	22.76	2.15	P	22.28	26/10/2023	22.5	22.26	22.88	22.76	22.714	295@22.66	1206@22.76	--	--	84,222	987	1,913,023.90	2,521,420.62	20.8	25.82	60101020
142,891,161	0.970	0.378	0.4341	1.24	27/06/2023	07/07/2017	--	MYTILINEOS (CR)	35.1	-0.51	€	35.28	26/10/2023	35.72	34.24	35.86	35.1	34.959	379@35.08	122@35.12	--	--	296,219	3,280	10,355,510.70	5,015,479.75	19.94	38.3	50203000
25,000,000	2.00	0.4	0.628	1.04	07/08/2023	08/08/2003	--	P.P.A. S.A. (CR)	21	0.48	P	20.9	26/10/2023	20.9	20.8	21.1	21	21	250@20.90	800@21.05	9.93	2022	25,948	124	544,895.35	525,000.00	15.86	23.35	50206060
370,062,741	0.300	0.55	0.6	1	06/06/2023	19/06/2023	--	OPAP (CR)	15.2	-1.11	€	15.37	26/10/2023	15.35	15.16	15.47	15.2	15.278	6895@15.19	34680@15.20	--	--	658,494	3,222	10,060,692.93	5,624,953.66	13.0232	16.9242	40501020
426,247,547	2.83	0.6879	0.8231	0.5888	05/07/2023	18/06/1998	--	OTE (CR)	13.18	1.62	P	12.97	26/10/2023	12.97	12.97	13.35	13.18	13.234	5000@13.16	637@13.22	--	--	260,113	1,449	3,442,216.31	5,617,942.67	12.57	15.81	15102015
1,250,367,223	0.930	--	--	--	16/05/2008	14/04/2021	--	PIRAEUS FINANCIAL HOLD (CR)	2.764	-1.29	€	2.8	26/10/2023	2.824	2.764	2.838	2.764	2.801	15339@2.76	556@2.78	--	--	1,800,583	2,146	5,043,317.05	3,456,015.00	1.43	3.596	30101010
66,850,563	0.780	0.2239	0.1																										

Number of Outstanding Securities	Nominal Value	Dividends [1]			Date of Last Coupon		Note	Shares	Closing price	% change	Previous closing price/date		Open price	Price min	Price max	Last price	Avg price	Last Bid [7]	Last Ask [7]	P/E after tax	Year	Volume	Trades	Transactions Value[8]	Company Mkt Value (thou. €)	Year low	Year high	Sector[4]	
2020	2021	2022	Dividend [2]	Right																									
73,694,142	3.45	---	---	---	04/10/2023	---	OPTIMA BANK (CR)	7.056	0.09 P	7.05	26/10/2023	7.087	7.022	7.087	7.056	7.057	23@7.06	514@7.06	---	---	20,646	81	145,691.03	519,985.87	6.88	7.202	30101010		
<b>Main Market - Medium Liquidity Class</b>																													
13,126,020	0.660	0.0837	0.1163	0.1158	26/07/2023	04/09/2020	---	AS COMPANY SA (CR)	2.25	---	2.25	26/10/2023	2.25	2.25	2.25	2.25	2.25	70@2.17	550@2.25	---	---	30	1	67.50	29,533.55	2.02	2.76	40401030	
3,114,144	0.360	0.1558	0.3427	0.2304	29/05/2023	02/06/2020	---	ALPHA TRUST (CR)	6.5	0.77 P	6.45	26/10/2023	6.5	6.45	6.5	6.5	6.499	100@6.30	150@6.55	---	---	1,030	33	6,693.50	20,241.94	4.32	7.05	30202010	
215,805,843	0.300	0.05	---	---	30/12/2021	15/11/2022	---	ATTICA HOLDINGS (CR)	2.64	---	2.64	26/10/2023	2.64	2.64	2.64	2.64	2.64	2.64	2.64	2.64	2.64	2.64	2.64	2.64	2.64	2.64	2.64	2.64	2.64
35,764,593	2.10	0.06	0.075	0.1046	02/05/2023	25/11/2019	---	BRIQ PROPERTIES (CR)	1.84	-0.81 E	1.855	26/10/2023	1.86	1.84	1.865	1.84	1.853	1353@1.84	5000@1.88	---	---	24,753	68	45,871.04	65,806.85	1.865	2.75	40501015	
101,123,806	0.360	---	---	---	22/07/2010	28/06/2011	---	CENTRIC HOLDINGS (CR)	0.324	1.89 P	0.318	26/10/2023	0.325	0.315	0.325	0.324	0.32	200@0.316	2573@0.324	---	---	13,381	32	4,275.73	32,764.11	0.263	0.457	40203040	
784,500	10.00	---	0.3	---	24/05/2022	31/07/2018	---	CNL CAPITAL (CR)	7.2	5.88 P	6.8	26/10/2023	6.9	6.9	7.2	7.2	7.012	100@7.10	130@8.80	(-)	2022	825	9	5,785.00	5,648.40	5	8	30202010	
10,365,100	0.300	---	---	---	06/10/2005	13/02/2002	---	CPI SA (CR)	0.546	-3.19 E	0.564	26/10/2023	0.566	0.536	0.566	0.546	0.541	600@0.540	159@0.546	---	---	11,676	54	6,318.21	5,659.34	0.536	0.892	10102030	
18,680,300	0.050	---	---	---	06/07/2022	---	---	DIMAND (CR)	10.8	---	10.8	26/10/2023	10.9	10.35	10.9	10.8	10.738	100@10.70	25@10.80	---	---	12,158	85	130,553.85	201,747.24	10.3	14.9	35101010	
11,869,224	0.540	0.087	0.136	0.15	03/07/2023	30/08/2019	---	FLEXOPACK SA (CR)	7.65	---	7.65	26/10/2023	---	---	---	---	---	3@7.65	265@7.95	---	---	---	---	---	90,799.56	7.4	9.45	50203030	
48,003,921	0.400	---	---	---	30/08/1993	26/06/2023	---	IDEAL HOLDINGS (CR)	5.53	-0.72 E	5.57	26/10/2023	5.6	5.53	5.73	5.53	5.655	508@5.53	68@5.57	---	---	23,643	180	133,706.71	265,461.68	3.38	5.94	10102030	
167,868,482	0.300	---	---	---	20/08/2007	28/11/2022	---	LAVIPHARM SA (CR)	0.606	-0.66 E	0.61	26/10/2023	0.61	0.596	0.616	0.606	0.602	505@0.600	3568@0.606	---	---	117,162	94	70,541.38	101,728.30	0.366	0.78	20103015	
4,740,000	0.860	---	---	---	14/03/2003	---	---	LOGISMOS S.A. (CR)	1.21	---	1.21	26/10/2023	---	---	---	---	---	100@1.09	106@1.20	(-)	2022	---	---	---	5,735.40	0.91	1.41	10101015	
17,120,280	0.940	0.06	0.06	---	27/06/2022	26/06/2023	---	LOULIS FOOD (CR)	2.66	-0.75 E	2.68	26/10/2023	2.66	2.66	2.66	2.66	2.66	195@2.66	508@2.70	---	---	200	1	532.00	45,539.94	2.38	3.7	45102020	
4,419,616	1.58	---	---	0.1531	10/07/2023	04/03/2015	---	MEDICON S.A (CR)	2.99	---	2.99	26/10/2023	3.03	2.95	3.03	2.99	2.972	1@2.98	79@3.00	---	---	1,506	20	4,476.44	13,214.65	2.84	4.4	20102010	
468,700	2.24	3.42	---	---	03/05/2022	21/05/2004	---	MERMEREN KOMB. A.D. PR. (GDR)	37.4	---	37.4	26/10/2023	---	---	---	---	---	200@35.00	50@37.20	1.25	2022	---	---	---	17,529.38	31	59	55102000	
10,500,000	0.950	---	---	---	24/06/2008	21/07/2023	---	MEVACO SA (CR)	3.52	-2.76 E	3.62	26/10/2023	3.5	3.5	3.58	3.52	3.513	200@3.46	673@3.60	11.67	2022	403	6	1,415.68	36,960.00	2.52	4.22	55102015	
31,317,025	0.400	---	---	---	26/04/2007	10/05/2023	---	MIG (CR)	3.6	0.14 P	3.595	26/10/2023	3.505	3.5	3.645	3.6	3.576	100@3.56	182@3.60	---	---	2,568	28	9,182.34	112,741.29	0.987	8.4	30202000	
87,127,162	0.500	---	---	---	08/06/2023	28/07/2021	---	PREMIA (CR)	1.128	-0.18 E	1.13	26/10/2023	1.13	1.124	1.134	1.128	1.129	1400@1.12	1000@1.13	---	---	19,622	57	22,150.93	98,279.44	1.07	1.41	35102000	
24,377,795	0.230	---	---	0.04	03/07/2023	08/06/2022	---	PROFILE SA (CR)	3.71	1.09 P	3.67	26/10/2023	3.69	3.67	3.77	3.71	3.71	1000@3.67	365@3.71	---	---	9,359	49	34,718.89	90,441.62	2.575	4.96	10101010	
27,345,120	0.280	---	---	---	18/07/2005	26/02/2014	---	QUALITY & RELIABILITY SA (CR)	0.502	0.40 P	0.5	26/10/2023	0.51	0.48	0.51	0.502	0.497	3000@0.471	800@0.502	---	---	6,944	30	3,450.35	13,727.25	0.465	0.824	10101010	
6,456,530	1.08	0.0804	0.12	0.1314	17/07/2023	02/08/2010	---	SPACE HELLAS SA (CR)	6.12	-0.33 E	6.14	26/10/2023	6.18	5.98	6.2	6.12	6.06	15@5.98	202@6.12	---	---	939	33	5,689.96	39,513.96	5.28	10	15101010	
17,190,046	0.290	---	---	---	16/11/1992	30/11/2022	---	UNIBIOS (CR)	1.1	1.85 P	1.08	26/10/2023	1.095	1.065	1.1	1.1	1.094	305@1.08	1000@1.11	---	---	27,401	57	29,975.71	18,909.05	0.558	1.31	50204000	
32,413,681	0.370	---	---	---	15/07/2009	11/05/2000	---	ALUMIL (CR)	2.43	0.83 P	2.41	26/10/2023	2.41	2.41	2.53	2.43	2.471	208@2.43	1000@2.48	---	---	55,862	136	138,019.42	78,765.24	1.986	4.26	55102035	
3,534,269	3.44	(0.4452)	0.8907	---	22/05/2023	19/07/2022	---	ANDROMEDA SA (CR)	6.7	0.30 P	6.68	26/10/2023	6.78	6.58	6.78	6.7	6.676	200@6.58	179@6.70	---	2022	2,188	38	14,607.00	23,679.60	5.9	7.4	30204000	
15,300,000	0.300	---	---	---	30/07/2009	13/12/1999	---	ATTICA PUBLICATIONS SA (CR)	0.352	-0.57 E	0.354	26/10/2023	0.306	0.306	0.352	0.352	0.307	600@0.306	2577@0.350	---	---	410	3	125.92	5,385.60	0.236	0.39	40301030	
18,810,000	0.400	---	---	---	08/07/2010	14/11/2007	---	VARVERIS - MODA BAGNO SA (CR)	1.08	-0.92 E	1.09	26/10/2023	1.05	1.05	1.09	1.08	1.079	5150@1.07	1400@1.09	---	---	4,250	7	4,586.50	20,314.80	0.6	1.18	40401025	
23,986,500	1.04	---	---	---	26/06/2009	28/08/2023	---	BIOKARPET S.A.(CR)	2.15	-2.27 E	2.2	26/10/2023	2.16	2.08	2.19	2.15	2.111	45@2.09	3@2.15	---	---	2,241	32	4,729.66	51,570.98	1.5	3.47	50101035	
6,325,000	0.600	---	0.19	0.153	03/07/2023	17/02/2014	---	VOYATZOGLOU (CR)	2.18	---	2.18	26/10/2023	---	---	---	---	---	130@2.06	300@2.14	---	---	---	---	---	13,788.50	1.97	2.8	50205010	
24,060,000	0.300	0.035	0.055	0.075	25/04/2023	01/07/2019	---	GEN. COMMERCIAL & IND.SA (CR)	1.525	-0.33 E	1.53	26/10/2023	1.51	1.51	1.53	1.525	1.526	200@1.47	55@1.52	9.43	2022	550	4	839.15	36,691.50	1.175	2.11	50205010	
15,878,748	0.480	---	---	---	10/07/2006	22/03/2004	---	DOMIKI KRITIS SA (CR)	3.01	-0.99 E	3.04	26/10/2023	3.04	2.96	3.15	3.01	3.028	558@2.96	289@3.03	---	---	14,446	66	43,741.78	47,795.03	1.71	3.52	50101010	
34,720,000	0.310	---	---	---	16/06/2010	01/08/2007	---	DROMEAS SA (CR)	0.315	0.32 P	0.314	26/10/2023	0.31	0.31	0.315	0.315	0.31	1000@0.302	489@0.315	---	---	1,501	3	465.32	10,936.80	0.3	0.45	40202015	
13,673,200	0.420	---	---	---	18/07/2008	26/07/2001	---	EVROFARMA SA (CR)	0.945	6.18 P	0.89	26/10/2023	0.945	0.945	0.945	0.945	0.945	100@0.900	200@0.945	---	---	30	1	28.35	12,921.17	0.684	1.19	45102020	
18,410,839	1.00	0.027	0.262	0.202	23/08/2023	10/09/2010	---	ELASTRON (CR)	2.53	---	2.53	26/10/2023	2.48	2.47	2.55	2.53	2.529	100@2.47	274@2.51	---	---	4,771	16	12,064.89	46,579.42	2.21	3.82	55102010	
3,307,500	0.210	---	---	0.4	13/10/2023	30/11/2022	---	ELVE SA (CR)	4.7	-0.84 E	4.74	26/10/2023	4.7	4.7	4.7	4.7	4.7	100@4.52	110@4.74	18.52	2022	135	3	634.50	15,545.25	4.5	5.9	40204020	
60,295,607	0.240	---	---	---	09/07/2007	01/07/2021	---	ELGEKA SA (CR)	0.55	---	0.55	26/10/2023	---	---	---	---	---	20000@0.550	12526@0.578	---	---	---	---	---	33,162.58	0.38	0.6	45201010	
23,828,130	0.500	---	0.0737	---	18/07/2022	17/02/2009	---	ELINOIL S.A. (CR)	2.24	0.90 P	2.22	26/10/2023	2.27	2.24	2.27	2.24	2.24	112@2.12	252@2.24	---	---</								

## Daily Official List

Year: 144 Trading Day No: 206

## Section 2: Analytic Figures of Shares Transactions

Friday, 27 October, 2023

Number of Outstanding Securities	Nominal Value	Dividends [1]			Date of Last Coupon		Note	Shares	Closing price	% change	Previous closing price/date	Open price	Price min	Price max	Last price	Avg price	Last Bid [7]	Last Ask [7]	P/E after tax	Year	Volume	Trades	Transactions Value[8]	Company Mkt Value (thou. €)	Year low	Year high	Sector[4]	
2020	2021	2022	Dividend [2]	Right																								
19,864,886	5.60	0.672	0.672	0.672	20/04/2023	02/07/2008	---	BANK OF GREECE (CR)	13.8	1.47 P	13.6	26/10/2023	13.6	13.6	13.9	13.8	13.656	50@13.65	198@13.80	---	---	3,080	43	42,059.55	274,135.43	12.8	18	30101010
26,730,187	0.520	0.08	0.1	0.12	29/06/2023	01/08/2017	---	ELTON SA (CR)	1.935	-0.26 E	1.94	26/10/2023	1.94	1.92	1.95	1.94	1.94	250@1.88	976@1.92	---	---	12,449	40	24,147.69	51,722.91	1.8	2.92	50205010
30,000,000	0.050	0.06	0.09	0.1	09/06/2023	11/06/2020	---	ENTERSOFT (CR)	5.92	1.02 P	5.86	26/10/2023	5.8	5.8	5.92	5.92	5.85	4309@5.80	585@5.92	---	---	8,036	42	47,007.20	177,600.00	3.61	6.36	10101015
36,300,000	1.12	0.223	0.2186	---	14/09/2022	12/12/2007	---	THESSALONIKA WATER & SEWERAGE	3.03	1.34 P	2.99	26/10/2023	3.05	2.98	3.07	3.07	3.027	28@2.99	300@3.05	---	---	893	17	2,702.83	109,989.00	2.92	3.92	65102030
14,833,480	0.300	---	---	---	02/06/2010	04/02/2022	---	EUROCONSULTANTS S.A. (CR)	0.98	-0.81 E	0.988	26/10/2023	1	0.964	1	0.98	0.981	421@0.966	2235@0.980	---	---	7,624	45	7,475.48	14,536.81	0.576	1.14	50205020
86,735,980	0.310	---	---	---	06/07/2009	07/09/2023	---	ATHENS MEDICAL CENTER SA (CR)	1.7	---	1.7	26/10/2023	1.705	1.655	1.705	1.7	1.696	100@1.66	140@1.70	---	---	90	5	152.65	147,451.17	1.375	2.15	20101025
114,320,400	0.100	---	0.01	---	26/11/2021	05/08/2019	---	IKTINOS HELLAS SA (CR)	0.4195	-2.21 E	0.429	26/10/2023	0.4335	0.414	0.434	0.4195	0.42	100@0.415	995@0.420	---	---	12,324	36	5,175.23	47,957.41	0.402	0.734	50101035
8,226,132	0.450	---	---	0.02	17/07/2023	13/10/2014	---	ILYDA S.A. (CR)	1.26	0.40 P	1.255	26/10/2023	1.25	1.2	1.28	1.26	1.232	160@1.21	150@1.26	8.07	2022	1,615	19	1,989.75	10,364.93	1.055	1.92	10101015
2,566,836	0.440	---	0.016	0.016	03/07/2023	09/01/2007	---	INTERWOOD-XYLEMPORIA (PR)	0.29	---	0.29	26/10/2023	---	---	---	---	---	5000@0.204	573@0.328	---	---	---	---	---	11,275.30	0.192	0.5	50101020
34,986,430	0.440	---	---	---	25/07/2008	23/02/2010	---	INTERWOOD-XYLEMPORIA (CR)	0.301	0.33 P	0.3	26/10/2023	0.305	0.3	0.308	0.301	0.305	1000@0.300	2400@0.308	---	---	52,672	26	16,049.17	11,275.30	0.1975	0.49	50101020
18,567,912	0.590	0.12	0.24	---	05/07/2023	26/01/2021	---	INTERLIFE G.C.I.(CR)	3.93	2.88 P	3.82	26/10/2023	3.87	3.77	3.95	3.93	3.863	574@3.78	50@3.93	---	2022	2,408	17	9,301.43	72,971.89	3.47	4.95	30302025
8,424,900	0.500	---	---	---	12/07/2010	04/07/2019	---	INTERTECH SA (CR)	1.23	-1.60 E	1.25	26/10/2023	1.2	1.185	1.23	1.23	1.203	10@1.19	250@1.25	21.23	2022	1,592	11	1,915.02	10,362.63	0.92	1.72	50205010
19,804,134	0.150	---	---	---	01/07/2004	06/11/2017	---	KEKROPS SA (CR)	1.28	0.39 P	1.275	26/10/2023	1.28	1.265	1.31	1.28	1.289	89@1.27	1355@1.28	2.43	2022	19,980	30	25,753.21	25,349.29	0.903	1.4	35101010
40,219,218	0.260	---	---	---	29/08/2022	10/06/2019	---	KLOUKINAS - LAPPAS SA (CR)	0.996	0.40 P	0.992	26/10/2023	0.996	0.996	0.996	0.996	0.996	2000@0.960	1687@0.990	---	---	305	2	303.78	40,058.34	0.5	1.265	50101010
11,510,102	0.890	---	---	---	24/06/2005	06/10/1999	---	NAFPAKTOS TEXTILE (CR)	0.99	-4.81 E	1.04	26/10/2023	0.905	0.905	0.995	0.99	0.966	100@0.905	165@0.990	---	---	784	23	757.36	11,395.00	0.9	1.31	55101020
21,224,340	0.420	0.0035	0.02	---	06/09/2022	25/04/2006	---	KORDELLOS BROS SA (CR)	0.492	-1.40 E	0.499	26/10/2023	0.5	0.485	0.5	0.492	0.487	1000@0.476	200@0.492	4.32	2022	4,070	9	1,983.13	10,442.38	0.451	0.74	55102010
33,065,136	0.380	0.2	0.2001	0.2004	24/08/2023	16/09/2013	---	KRI-KRI S.A. (CR)	8.08	-1.46 E	8.2	26/10/2023	8.2	8.04	8.2	8.08	8.114	250@8.02	100@8.10	84.15	2022	8,081	45	65,566.92	267,166.30	6.08	9.8	45102020
7,595,160	0.600	---	---	---	10/09/2019	18/08/2010	---	KIRIAKOULIS SHIPPING SA (CR)	1.01	---	1.01	26/10/2023	---	---	---	---	---	157@0.894	551@1.00	---	---	---	---	---	7,671.11	0.868	1.265	40501015
6,200,000	0.500	---	---	---	22/06/2010	01/11/1995	---	MINERVA KNITWEAR (CR)	0.565	7.62 P	0.525	26/10/2023	0.525	0.525	0.57	0.57	0.549	3000@0.450	43@0.570	---	---	4,100	14	2,249.70	3,503.00	0.414	0.68	40204020
5,939,268	0.620	---	---	---	10/07/2003	03/01/2002	---	LANAKAM SA (CR)	1.02	6.25 P	0.96	26/10/2023	1.02	1.02	1.02	1.02	1.02	500@0.760	650@0.980	---	---	1	1	1.02	6,058.05	0.716	1.4	40401020
9,819,370	0.500	---	---	---	14/08/2007	09/01/2004	---	MATHIOS REFRACTORY SA (CR)	0.94	---	0.94	26/10/2023	---	---	---	---	---	500@0.720	650@0.925	---	---	---	---	---	9,230.21	0.565	1.6	55101000
30,150,000	0.360	0.02	0.0401	0.0908	15/06/2023	25/04/2019	---	MOTODYNAMICS S.A. (CR)	2.75	3.00 P	2.67	26/10/2023	2.75	2.68	2.85	2.75	2.754	1498@2.70	804@2.75	---	---	14,591	120	40,182.50	82,912.50	2.04	3.77	40401030
43,200,000	1.00	---	0.0824	---	07/09/2022	13/09/2023	---	MPLE KEDROS (CR)	2.86	0.35 P	2.85	26/10/2023	2.85	2.85	2.86	2.86	2.86	200@2.78	300@2.87	---	---	2,800	11	8,007.00	123,552.00	2.19	2.86	35102000
2,160,524	0.670	---	---	---	03/12/2018	23/11/1999	---	N. LEVENTERIS (PR)	0.358	---	0.358	26/10/2023	---	---	---	---	---	---	150@0.358	---	2022	---	---	---	3,120.18	0.218	0.434	55102010
4,971,466	1.46	---	---	---	04/07/2007	08/10/2003	---	PAIRIS SA (CR)	0.954	0.85 P	0.946	26/10/2023	0.954	0.902	0.954	0.954	0.948	100@0.904	478@0.954	---	---	1,105	8	1,047.61	4,742.78	0.83	1.47	50203030
27,098,594	0.540	0.07	0.05	0.0401	22/05/2023	14/01/2021	---	PAPOUTSANIS (CR)	2.19	0.92 P	2.17	26/10/2023	2.18	2.16	2.2	2.19	2.17	33@2.19	300@2.20	19.77	2022	4,867	38	10,561.45	59,345.92	1.8	2.51	45201020
7,070,400	0.930	0.1081	0.3242	0.2593	03/07/2023	06/05/2016	---	PETROPOULOS PETROS (CR)	8.98	0.90 P	8.9	26/10/2023	8.94	8.9	9	8.98	8.924	603@8.90	3227@9.00	---	---	10,250	16	91,466.20	63,492.19	5.9	9.22	50206015
43,741,452	0.660	0.16	0.2723	0.2629	31/05/2023	01/11/1999	---	THRACE PLASTICS SA (CR)	3.99	0.25 P	3.98	26/10/2023	3.9	3.9	4.075	3.99	4.002	150@3.93	998@3.99	---	---	8,282	65	33,144.33	174,528.39	3.75	5.68	50203015
21,912,599	0.300	---	---	0.048	18/05/2023	23/02/2007	---	REVOIL (CR)	1.8	---	1.8	26/10/2023	1.78	1.76	1.84	1.8	1.785	100@1.78	3250@1.80	---	---	5,414	37	9,665.39	39,442.68	1.21	2.3	60101020
13,582,223	1.35	---	---	---	24/06/2008	02/02/2016	---	SIDMA STEEL (CR)	2.02	1.51 P	1.99	26/10/2023	2.02	2.02	2.02	2.02	2.02	100@1.86	951@2.00	---	---	200	4	404.00	27,436.09	1.85	3.3	55102010
40,693,350	5.00	---	---	---	03/07/2006	26/05/2015	---	TECHNICAL OLYMPIC SA (CR)	2.28	0.44 P	2.27	26/10/2023	2.22	2.22	2.3	2.28	2.276	600@2.25	187@2.28	---	---	4,479	26	10,194.65	92,780.84	1.76	3.12	40202010
3,048,000	0.300	---	---	---	06/07/2007	01/06/2021	---	TZIRAKIAN PROFIL (CR)	1.775	2.01 P	1.74	26/10/2023	1.775	1.75	1.795	1.795	1.776	500@1.68	800@1.79	31.09	2022	2,449	26	4,348.35	5,410.20	1.6	2.39	55102010
10,203,575	0.730	---	---	---	16/07/2007	18/10/1999	---	FIERATEX SA (CR)	0.393	---	0.393	26/10/2023	---	---	---	---	---	1000@0.329	1269@0.389	---	2022	---	---	---	4,010.00	0.31	0.56	55101020
8,340,750	1.16	---	---	---	25/06/2009	17/09/2018	---	HAIDEMENOS SA (CR)	0.625	12.61 P	0.555	26/10/2023	0.625	0.625	0.625	0.625	0.625	500@0.540	88@0.625	---	2022	10	1	6.25	5,212.97	0.452	0.8	50205030

## Main Market - Low Liquidity Class

14,000,000	4.15	---	3.42	0.26	19/07/2023	29/06/1999	---	ALPHA REAL ESTATE SA(CR)	6.56	---	6.56	26/10/2023	6.56	6.56	6.56	6.56	6.56	25@6.58	27@6.70	---	---	120	2	787.20	91,840.00	6.44	9.22	35101015
45,033,921	0.050	---	---	---	04/06/2008	27/03/2023	---	ATTICA BANK S.A. (CR)	11.02	-1.25 E	11.16	26/10/2023	10.88	10.88	11.22	11.02	11.024	95@11.02	30@11.18	---	---	1,460	26	16,095.42	496,273.81	10.62	48.75	30101010
151,654,947	0.040	---																										

## Daily Official List

Year: 144 Trading Day No: 206

## Section 2: Analytic Figures of Shares Transactions

Friday, 27 October, 2023

Number of Outstanding Securities	Nominal Value	Dividends [1]			Date of Last Coupon		Note	Shares	Closing price	% change	Previous closing price/date	Open price	Price min	Price max	Last price	Avg price	Last Bid [7]	Last Ask [7]	P/E after tax	Year	Volume	Trades	Transactions Value[8]	Company Mkt Value (thou. €)	Year low	Year high	Sector[4]		
		2020	2021	2022	Dividend [2]	Right																							
10,500,000	4.00	0.37	0.29	0.3	16/05/2023	02/08/2016	---	INTERCONTINENTAL (CR)	6.15	---	6.15	26/10/2023	---	---	---	---	350@6.10	600@6.25	11.73	2022	---	---	---	64,575.00	6.1	6.85	35102000		
57,434,884	1.17	---	---	---	05/06/2008	12/06/2009	---	REDS S.A. (CR)	2.44	8.44	P	2.25	26/10/2023	2.23	2.23	2.46	2.44	2,375	400@2.42	120@2.43	---	---	3,609	18	8,572.07	140,141.12	2.06	3	35101010
152,360,643	0.500	0.01	0.02	0.03	23/06/2023	10/06/2020	---	TRASTOR REAL EST. INV. CO.(CR)	1.09	---	1.09	26/10/2023	---	---	---	---	1000@1.05	509@1.12	---	---	---	---	---	---	166,073.10	0.965	1.23	35102000	
15,000,000	0.300	---	---	---	06/07/2007	18/07/2000	---	DAIOS PLASTICS SA (CR)	3.3	---	3.3	26/10/2023	---	---	---	---	---	260@3.24	---	---	---	---	---	---	---	49,500.00	2.92	3.54	50203015
2,760,000	11.83	9.4	11	11.8	14/06/2023	16/07/1990	---	KARELIA (CR)	294	-4.54	E	308	26/10/2023	310	294	310	298	296.175	4@294.00	74@300.00	---	---	114	19	33,764.00	811,440.00	288	364	45103010
6,700,000	0.800	0.179	0.047	0.047	23/08/2023	29/05/2014	---	MILLS KEPENOS (CR)	2.02	---	2.02	26/10/2023	---	---	---	---	50@1.96	427@2.22	14.92	2022	---	---	---	---	13,534.00	1.93	2.7	45102020	
18,017,472	0.360	---	---	---	09/09/2022	28/08/2017	---	KTIMA KOSTAS LAZARIDIS SA (CR)	1.92	---	1.92	26/10/2023	---	---	---	---	87@1.74	150@1.90	---	---	---	---	---	---	34,593.55	1.55	2.06	45101015	
21,364,000	1.12	---	---	0.4	21/08/2023	08/03/2023	---	LAMPASA HOTEL SA (CR)	28.6	---	28.6	26/10/2023	---	---	---	---	193@28.80	391@29.80	---	---	---	---	---	---	611,010.40	20.6	29.8	40501025	
32,188,050	1.04	---	---	---	21/07/2008	20/01/2000	---	MOUZAKIS (CR)	0.6	---	0.6	26/10/2023	---	---	---	---	455@0.570	200@0.640	---	---	---	---	---	---	19,312.83	0.57	0.806	55101020	
8,321,682	0.670	---	---	---	17/08/2007	23/11/1999	---	N. LEVENTERIS (CR)	0.282	---	0.282	26/10/2023	---	---	---	---	---	1420@0.278	---	---	2022	---	---	---	---	3,120.18	0.22	0.364	55102010
6,340,000	0.600	0.134	0.17	0.1	09/12/2022	12/01/2023	---	NAKAS MUSIC	2.7	---	2.7	26/10/2023	---	---	---	---	100@2.70	40@2.80	---	---	---	---	---	---	17,118.00	2.16	3.02	40401030	
10,080,000	3.00	1.42	1.5	1.45	11/05/2023	27/08/2001	---	TPA SA (CR)	23	1.32	P	22.7	26/10/2023	23	23	23	23	10@23.10	25@23.20	---	---	300	2	6,900.00	231,840.00	22	26.3	50206060	
27,379,200	0.980	---	---	0.45	01/08/2023	29/08/2022	---	CRETE PLASTICS SA (CR)	15.2	---	15.2	26/10/2023	15.2	15.2	15.2	15.2	500@14.50	413@15.20	---	---	---	---	87	2	1,322.40	416,163.84	14.2	17.9	50203015
255,494,534	2.71	0.352	0.279	0.255	16/06/2023	30/09/2021	---	PRODEA (CR)	7.25	0.69	P	7.2	26/10/2023	7.25	7.25	7.25	7.25	7.25	20000@7.30	30@7.30	---	---	674	3	4,886.50	1,852,335.37	6.5	8.6	35102000
4,181,450	0.500	---	---	---	21/08/2000	05/03/2002	---	FLOUR MILLS SARANTOPOULOS SA	1.1	---	1.1	26/10/2023	---	---	---	---	---	---	---	---	---	---	---	---	---	4,599.60	0.875	1.5	45102020

## Exchange Traded Funds (ETFs)

924,675	---	---	---	---	15/06/2016	---	ALPHA ETF FTSE Athex Large Cap	29.08	-0.31	E	29.17	26/10/2023	29.175	29.29	29.315	29.08	29.124	100@28.11	---	---	---	4,269	24	124,330.57	---	22.5	35	12003
---------	-----	-----	-----	-----	------------	-----	--------------------------------	-------	-------	---	-------	------------	--------	-------	--------	-------	--------	-----------	-----	-----	-----	-------	----	------------	-----	------	----	-------

## Surveillance

356,314,416	0.060	---	---	---	07/07/2010	21/09/2017	5160	FRIGOGLOSS SA (CR)	0.067	-2.90	E	0.069	26/10/2023	0.069	0.067	0.069	0.067	0.067	9225@0.067	2500@0.068	---	---	39,575	7	2,652.13	23,873.07	0.05	0.158	50204000	
65,326,268	0.530	---	---	---	04/07/2007	19/07/2006	4750	SATO SA (CR)	0.033	---	0.033	26/10/2023	0.0305	0.0305	0.0305	0.0305	0.03	2934@0.031	1500@0.033	---	---	1,606	4	48.98	2,155.77	0.018	0.069	40202015		
13,191,620	0.620	---	---	---	04/08/2010	09/09/2002	5232	YALCO - CONSTANTINOU (CR)	0.218	---	0.218	26/10/2023	0.218	0.218	0.218	0.218	500@0.197	1150@0.218	---	---	---	---	2,000	1	436.00	2,875.77	0.12	0.28	40202020	
13,000,000	1.00	---	---	---	01/08/2007	07/04/2000	5093	AKRITAS SA (CR)	0.72	---	0.72	26/10/2023	---	---	---	---	---	40@0.700	---	---	---	---	---	---	---	9,360.00	0.414	0.72	50101035	
221,519,681	0.300	---	---	---	02/07/2008	28/02/2011	4957	ANEK LINES SA (CR)	0.272	-2.86	E	0.28	26/10/2023	0.26	0.26	0.272	0.272	0.265	25500@0.270	2500@0.274	---	---	102,306	27	27,132.49	61,166.74	0.177	0.3	40501015	
312,163	0.300	---	---	---	02/07/2008	28/02/2011	4959	ANEK LINES SA (PR, issue '90)	0.072	---	0.072	26/10/2023	0.072	0.072	0.072	0.072	0.072	240565@0.079	---	---	---	---	635	1	45.72	61,166.74	0.072	0.086	40501015	
2,969,713	0.300	---	---	---	02/07/2008	28/02/2011	4958	ANEK LINES SA (PR, issue '96)	0.3	---	0.3	26/10/2023	0.3	0.3	0.3	0.3	0.3	1000@0.270	---	---	---	---	6,275	1	1,882.50	61,166.74	0.173	0.38	40501015	
17,579,754	4.16	---	---	---	18/08/2006	02/08/2010	---	BIOTER SA (CR)	0.202	---	0.202	26/10/2023	---	---	---	---	950@0.202	600@0.212	---	---	---	---	---	---	---	3,551.11	0.198	0.398	50101010	
54,654,600	0.050	---	---	---	01/07/1998	30/12/2022	5275	VIS SA (CR)	0.322	---	0.322	26/10/2023	---	---	---	---	---	575@0.300	---	---	2022	---	---	---	---	17,598.78	0.136	0.378	50203030	
51,754,364	0.300	---	---	---	23/12/2003	24/01/2007	5197	SELECTED TEXT. IND. ASSOC (CR)	0.0975	---	0.0975	26/10/2023	0.1	0.1	0.1	0.1	0.1	7901@0.100	150@0.104	---	---	---	---	2,264	4	226.40	5,046.05	0.0975	0.202	55101020
604,095,621	0.300	---	---	---	30/05/2013	10/10/2023	---	INTRALOT (CR)	0.76	6.29	P	0.715	26/10/2023	0.74	0.74	0.76	0.76	0.751	71055@0.750	195550@0.760	---	---	765,908	225	575,506.20	459,112.67	0.5526	0.76	40501020	
15,842,391	1.51	---	---	---	15/07/2009	12/05/2000	5141	BITROS HOLDING SA (CR)	0.5	---	0.5	26/10/2023	---	---	---	---	---	851@0.458	---	---	---	---	---	---	---	7,921.20	0.376	0.82	55102010	
24,319,250	0.300	---	---	---	09/07/2002	04/07/2007	5165	PROODEFTIKH SA (CR)	0.494	---	0.494	26/10/2023	---	---	---	---	---	---	1450@0.446	---	---	---	---	---	---	12,013.71	0.4	0.6	50101010	
28,438,268	0.070	---	---	---	21/08/2006	24/11/1999	5253	SPIROY AGRICULTURE SA (CR)	0.2	---	0.2	26/10/2023	---	---	---	---	---	---	2900@0.199	---	---	---	---	---	---	5,687.65	0.144	0.24	45102010	
1,011,000	1.00	---	---	---	01/07/2004	11/12/2012	5193	TRIA ALFA SA (CR)	7.7	---	7.7	26/10/2023	7.7	7.7	7.7	7.7	7.7	100@7.30	30@7.80	58.97	2022	150	2	1,155.00	7,784.70	7.5	16.9	55101020		

## Suspension Status

66,948,210	0.300	---	---	---	22/09/2015	22/09/2015	5179	FOLLI FOLLIE (CR)	4.8	---	4.8	24/05/2018	---	---	---	---	---	---	---	---	---	---	---	---	---	---	321,351.41	4.8	4.8	40401030
12,417,000	0.310	---	---	---	27/08/2019	28/08/2017	5233	MLS MULTIMEDIA SA (CR)	0.57	---	0.57	12/05/2020	---	---	---	---	---	---	---	---	---	---	---	---	---	---	7,077.69	0.57	0.57	10101015
6,330,002	0.300	---	---	---	25/06/2002	15/03/2019	5278	VARVARESSOS (CR)	0.24	---	0.24	02/05/2023	---	---	---	---	---	---	---	---	---	---	---	---	---	---	1,519.20	0.16	0.25	55101020

Number of Outstanding Securities	Nominal Value	Dividends [1]			Date of Last Coupon		Note	Shares	Closing price	% change	Previous closing price/date	Open price	Price min	Price max	Last price	Avg price	Last Bid [7]	Last Ask [7]	P/E after tax	Year	Volume	Trades	Transactions Value[8]	Company Mkt Value (thou. €)	Year low	Year high	Sector[4]
		2020	2021	2022	Dividend [2]	Right																					
3,961,300	1.28	---	---	---	29/06/2004	03/08/2000	5248	DUROS SA (CR)	0.25	---	0.25	24/04/2023	---	---	---	---	---	---	---	---	---	---	---	990.33	0.2	0.3	40204020
7,085,888	1.59	---	---	---	02/07/1996	06/09/2010	5216	ELVIEMEK (CR)	2.6	---	2.6	30/09/2019	---	---	---	---	---	---	---	---	---	---	---	18,423.31	2.6	2.6	35101010
7,125,216	0.650	---	---	---	01/07/2005	14/12/1999	4955	KRE.KA SA (CR)	0.28	---	0.28	06/04/2023	---	---	---	---	---	---	---	---	---	---	---	1,995.06	0.17	0.43	45102010
7,734,375	1.00	---	---	---	09/07/2007	07/01/2011	5277	LIVANIS SA (CR)	0.125	---	0.125	28/04/2023	---	---	---	---	---	---	---	---	---	---	---	966.80	0.12	0.18	40301030

## Shares' Notes

Code	Note text
( )	- Adjusted dividends.
*	- Last adjusted closing price.
[1]	- Net dividends.
[2]	- The "Date of Last Coupon" for New listings refers to the date company's stocks started to trade in Athex
[3]	- The Company Market Value is referred to the number of outstanding shares
[4]	- Sectors codification can be found in Appendix A
[5]	- The Market Value refers to the total number of shares listed (including their several classes) in the exchange by the company.
[6]	- P/E greater than 100
[7]	- Last view of the Order Book before the end of the trading session
[8]	- All Blocks Methods' Transactions Value are included.
4750	- Transfer to the Under Surveillance Category from 8/4/2011.
4955	- Transfer to the Surveillance Category as from 5/4/2013.
4957	- Transfer to the Surveillance Category as from 5/4/2013.
4958	- Transfer to the Surveillance Category as from 5/4/2013.
4959	- Transfer to the Surveillance Category as from 5/4/2013.
5093	- Transfer to the Surveillance Category as of 8/4/2015.
5141	- Transfer to the Surveillance Category as of 10/05/2017.
5160	- Transfer to the Surveillance Category as of 15/04/2016.
5165	- Transfer to the Surveillance Category as of 15/02/2018.
5179	- Suspension of trading as of 25/05/2018.
5193	- Transfer to the Surveillance Category as of 25/10/2018.
5197	- Transfer to the Surveillance Category as of 07/11/2018.
5216	- Suspension of trading as of 01/10/2019.
5232	- Transfer to the Under Surveillance Category from 08/04/2011.
5233	- Suspension of trading as of 13/05/2020.
5248	- Transfer to the Surveillance Category as of 06/09/20116.
5253	- Transfer to the Surveillance Category as of 14/5/2021.
5275	- Transfer to the Surveillance Category as of 09/07/2020.
5277	- Suspension of trading as of 02/05/2023.
5278	- Suspension of trading as of 03/05/2023.

## Securities Blocks Details

Securities	Block Volume	Price	Block Trade Value	Time of approval	Note
NATIONAL BANK (CR)	65,200	5.50	358,600.00	10:39:47	20
JUMBO SA (CR)	25,000	25.02	625,500.00	14:27:09	20

## Blocks Notes

9 - Method 6-1 / Special Fees

10 - Method 6-1 / Special Fees, SDS

14 - Method 6-3 / Settlement, Incomplete Buy and Sell

18 - Method 6-2 / SPOT 1

19 - Method 6-2 / SPOT 2

20 - Method 6-1 and Method 6-1 Same Day Settlement

21 - Other Pre-agreed

**Shares Rights Details**

Occurred date	Exercise from	Exercise until	Trading until	Rights	Price min	Price max	Closing price	Last Bid	Last Ask	Volume	Trades	Transactions Value
---------------	---------------	----------------	---------------	--------	-----------	-----------	---------------	----------	----------	--------	--------	--------------------

No Rights Transactions.



---

**Forced Sales Details**

---

Securities	Category of Security	Transactions Volume	Number of Trades	Transactions Value	Note
<b>No Forced Transactions.</b>					

---

---

**Forced Sales Notes**

---

- 1 - Compulsory Public Forced Sales
- 2 - Forced Sales of Fixed Registered Shares
- 3 - Forced Sales of Remaining Fractional Shares

## Exchange Traded Funds (ETFs) Characteristics

	Transactions Date (T)	Creation / Redemption	Units (T-1)	New Units (T-1)	Redemption Units (T-1)	Units (T) [1]	Fund Assets [2]	Net Unit Price	Dividend per Unit	Dividend Date
ALPHA ETF FTSE Athex Large Cap	27/10/2023	5,000	924,675	---	---	924,675	26,889,620.00	29.0801	0.62	03/07/2023

## ETFs Notes

[1] - Units (T) = Units (T-1) + New Units (T-1) - Redemption Units (T-1)

[2] - The Creation / Redemption Units of T-1 are included.

## Non Convertible Corporate Bonds - Regulated Market

Num Listed Bonds	Nominal price	Issue price	Today's Rate	Exp. Date	Duration (years)	Note	Coupon		Trading Unit	Corporate Bonds	Accrued Int.	Yield.T.Mat	Price min	Price max	Closing price	Previous closing price/date	Volume	Transactions Value	Last order		Date	ear min	Year max	
							Common	Preferred											Price	Buy / Sell				
100,000	1,000.00	1,000.00	2.95	11/02/2027	5	---	4	---	1	SAFE BULKERS PARTICIPATIONS PLC (Non Convertible)	6.6375	5.3220	---	---	---	92.5000	25/10/2023	---	---	92.5000	B	27/10/2023	89.9269	97.9500
320,000	1,000.00	1,000.00	3.40	21/07/2027	7	---	7	---	1	LAMDA DEVELOPMENT S.A. (Non Convertible)	9.6333	5.0340	92.5000	93.4999	93.0000	92.8000	26/10/2023	65,000	61,052.16	91.2000	B	27/10/2023	90.2000	95.5000
200,000	1,000.00	1,000.00	2.10	27/10/2027	7	---	7	---	1	O.P.A.P. S.A. (Non Convertible)	0.2333	4.1530	91.8000	92.0000	91.9484	92.0000	26/10/2023	63,000	57,942.20	90.8990	B	27/10/2023	89.2745	95.4000
200,000	1,000.00	1,000.00	1.90	23/03/2028	7	---	6	---	1	MOTOR OIL CORINTH REFINERIES SA (Non Convertible)	1.9000	4.2270	90.0000	90.7000	90.4567	90.0000	26/10/2023	30,000	27,194.00	90.1000	B	27/10/2023	87.5500	92.6000
100,000	1,000.00	1,000.00	2.70	25/05/2026	5	---	5	---	1	COSTAMARE PARTICIPATIONS PLC (Non Convertible)	11.9250	4.3290	95.3000	95.5000	95.5000	95.5000	26/10/2023	3,000	2,896.78	94.5000	B	27/10/2023	92.6000	97.0000
300,000	1,000.00	1,000.00	2.30	20/07/2028	7	---	5	---	1	PRODEA REIC S.A.(Non Convertible)	6.5806	5.8900	85.2500	85.4000	85.4000	85.2300	26/10/2023	10,000	8,595.31	85.0000	B	27/10/2023	82.0100	89.1000
150,000	1,000.00	1,000.00	2.65	22/10/2026	5	---	5	---	1	CPLP SHIPPING HOLDINGS PLC (Non Convertible)	0.5889	5.1480	92.5500	93.0000	92.7214	92.8000	26/10/2023	7,000	6,494.62	92.8000	B	27/10/2023	92.4500	96.0000
250,000	1,000.00	1,000.00	2.45	16/11/2028	7	---	4	---	1	ELVALHALCOR S.A. (Non Convertible)	11.4333	5.6300	86.1500	86.8900	86.2596	86.4100	26/10/2023	46,000	40,205.33	85.9100	B	27/10/2023	84.0000	92.0000
500,000	1,000.00	1,000.00	2.75	03/07/2027	7	---	7	---	1	GEK TERNA S.A. (Non Convertible)	9.1667	5.5990	89.2500	89.9000	89.5977	89.4910	26/10/2023	22,000	19,913.17	89.3500	B	27/10/2023	86.8000	94.4535
300,000	1,000.00	1,000.00	2.30	14/12/2028	7	---	4	---	1	GEK TERNA S.A. (Non Convertible)	8.8806	5.7690	84.0987	85.1000	85.1000	83.9060	26/10/2023	3,000	2,563.63	85.1000	B	27/10/2023	80.0010	90.3500
175,000	1,000.00	1,000.00	3.40	26/07/2024	5	---	9	---	1	ATTICA HOLDINGS S.A. (Non Convertible)	9.1611	4.2770	98.8950	98.8950	98.8950	97.7100	25/10/2023	3,000	2,994.33	98.0001	B	27/10/2023	96.6179	99.4500
230,000	1,000.00	1,000.00	4.70	12/07/2029	7	---	3	---	1	LAMDA DEVELOPMENT S.A. (Non convertible)	14.4917	4.6680	98.4000	99.1500	98.8350	98.8000	26/10/2023	20,000	20,056.83	98.6000	B	27/10/2023	94.9889	101.0000
100,000	1,000.00	1,000.00	4.40	26/07/2029	7	---	3	---	1	CPLP SHIPPING HOLDINGS PLC (Non Convertible)	11.8556	4.9890	---	---	---	96.0800	26/10/2023	---	---	96.5000	B	27/10/2023	94.9625	100.8000
200,000	1,000.00	1,000.00	3.60	12/03/2026	7	---	10	---	1	AEGEAN AIRLINES S.A. (Non Convertible)	4.9000	4.4260	---	---	---	96.5740	26/10/2023	---	---	95.7100	B	27/10/2023	95.6301	98.9000
150,000	1,000.00	1,000.00	2.60	22/10/2026	7	---	9	---	1	TERNA ENERGY FINANCE S.A. (Non Convertible)	0.5778	4.9890	---	---	---	92.3220	25/10/2023	---	---	91.3102	B	27/10/2023	90.4543	95.7400
100,000	1,000.00	1,000.00	2.80	25/01/2027	5	---	4	---	1	PREMIA S.A. (Non Convertible)	7.6222	6.2210	---	---	---	89.8000	25/10/2023	---	---	89.7100	B	27/10/2023	87.6862	95.9899
500,000	1,000.00	1,000.00	4.00	10/07/2030	7	---	1	---	1	MYTILINEOS S.A. (Non Convertible)	12.5556	4.1820	98.5000	98.8500	98.7705	98.6750	26/10/2023	20,000	20,005.21	98.6000	B	27/10/2023	98.4000	100.0700
120,000	1,000.00	1,000.00	3.95	04/04/2025	7	---	12	---	1	GEK TERNA S.A. (Non Convertible)	2.9625	4.1210	98.5000	98.5000	98.5000	98.5130	24/10/2023	4,000	3,951.85	98.2000	B	27/10/2023	97.5523	100.5000

## Corporate Bonds Notes

Transactions Volume = (Pieces) \* (Nominal Price). Transactions Value = (Pieces) \* (Nominal Price) \* (price %) + (Accrued interest).

The price of a Bond is stated as a percentage (%) of Bond's Nominal Price.

Nominal Price in Euros (€), except if it is noted differently.

## Non Convertible Corporate Bonds - Regulated Market

Num Listed Bonds	Nominal price	Issue price	Today's Rate	Exp. Date	Duration (years)	Note	Coupon		Trading Unit	Corporate Bonds	Accrued Int.	Yield.T.Mat	Price min	Price max	Closing price	Previous closing price/date	Volume	Transactions Value	Last order			ear min	Year max
							Common	Preferred											Price	Buy / Sell	Date		
120,000	1,000.00	1,000.00	2.65	06/12/2028	7	---	4	---	1	NOVAL PROPERTY REIC (Non Convertible)	10.8208	5.7340	86.4500	87.2500	86.5079	86.4500 26/10/2023	19,000	16,642.10	84.5678	B	27/10/2023	83.8000	91.9500

## Corporate Bonds Notes

Transactions Volume = (Pieces) \* (Nominal Price). Transactions Value = (Pieces) \* (Nominal Price) \* (price %) + (Accrued interest).

The price of a Bond is stated as a percentage (%) of Bond's Nominal Price.

Nominal Price in Euros (€), except if it is noted differently.

## Government Bonds

Number Listed Bonds	Nominal price	Today's Rate	Accrued Interest Calc	Exp. Date [1]	Duration (years)	Note	Coupons Date	Curr. coupon value	Trading Unit	Government Bonds	Price min	Price max	Closing price	Previous closing price/date	Volume	Transactions Value	Price	Last order Buy / Sell	Date
4,500,000	1,000.00	1.88	Actual/Actual	04/02/2035	15	---	04/02	1.88	1	GGB-FXD-040235-15Y-1.875-1.000	---	---	---	---	---	---	---	---	---
1,805,793	1,000.00	3.45	Actual/Actual	02/04/2024	5	---	02/04	3.45	1	GGB-FXD-020424-05Y-3.450-1.000	---	---	---	---	---	---	---	---	---
6,000,000	1,000.00	0.75	Actual/Actual	18/06/2031	10	---	18/06	0.75	1	GGB-FXD-180631-10Y-0.750-1.000	---	---	---	---	---	---	---	---	---
2,900,000	1,000.00	3.88	Actual/Actual	15/06/2028	5	---	15/06	3.88	1	GGB-FXD-150628-05Y-3.875-1.000	---	---	---	---	---	---	---	---	---
5,962,747,327	1.00	3.75	Actual/Actual	30/01/2028	10	---	/02 - 01/02 - 31/	3.75	1	GGB-FXD-300128-10Y-3.750-1.000	---	---	---	85.4610 13/07/2018	---	---	1.0000	B	28/11/2018
7,067,309,386	1.00	3.90	Actual/Actual	30/01/2033	15	---	/02 - 01/02 - 31/	3.90	1	GGB-FXD-300133-15Y-3.900-1.000	---	---	---	78.6730 13/07/2018	---	---	1.0000	B	28/11/2018
5,622,848,349	1.00	4.00	Actual/Actual	30/01/2037	19	---	/02 - 01/02 - 31/	4.00	1	GGB-FXD-300137-19Y-4.000-1.000	---	---	---	77.0370 13/07/2018	---	---	1.0000	B	28/11/2018
5,476,770,669	1.00	4.20	Actual/Actual	30/01/2042	24	---	/02 - 01/02 - 31/	4.20	1	GGB-FXD-300142-24Y-4.200-1.000	---	---	---	77.7640 13/07/2018	---	---	1.0000	B	28/11/2018
48,794,718	1.00	4.30	Actual/Actual	24/02/2024	12	---	24/02	4.30	1	GGB-FXD-240224-12Y-2.000-1.000	---	---	---	10.0000 22/06/2015	---	---	---	---	---
40,248,141	1.00	4.30	Actual/Actual	24/02/2025	13	---	24/02	4.30	1	GGB-FXD-240225-13Y-2.000-1.000	---	---	---	10.0000 22/06/2015	---	---	---	---	---
59,586,043	1.00	4.30	Actual/Actual	24/02/2026	14	---	24/02	4.30	1	GGB-FXD-240226-14Y-2.000-1.000	---	---	---	10.0000 22/06/2015	---	---	---	---	---
41,118,344	1.00	4.30	Actual/Actual	24/02/2027	15	---	24/02	4.30	1	GGB-FXD-240227-15Y-2.000-1.000	---	---	---	10.0000 22/06/2015	---	---	---	---	---
45,137,734	1.00	4.30	Actual/Actual	24/02/2028	16	---	24/02	4.30	1	GGB-FXD-240228-16Y-2.000-1.000	---	---	---	10.0000 22/06/2015	---	---	---	---	---
61,768,888	1.00	4.30	Actual/Actual	24/02/2029	17	---	24/02	4.30	1	GGB-FXD-240229-17Y-2.000-1.000	---	---	---	10.0000 22/06/2015	---	---	---	---	---
54,567,744	1.00	4.30	Actual/Actual	24/02/2030	18	---	24/02	4.30	1	GGB-FXD-240230-18Y-2.000-1.000	---	---	---	10.0000 22/06/2015	---	---	---	---	---
37,541,515	1.00	4.30	Actual/Actual	24/02/2031	19	---	24/02	4.30	1	GGB-FXD-240231-19Y-2.000-1.000	---	---	---	10.0000 22/06/2015	---	---	---	---	---
37,558,317	1.00	4.30	Actual/Actual	24/02/2032	20	---	24/02	4.30	1	GGB-FXD-240232-20Y-2.000-1.000	---	---	---	10.0000 22/06/2015	---	---	---	---	---
37,473,732	1.00	4.30	Actual/Actual	24/02/2033	21	---	24/02	4.30	1	GGB-FXD-240233-21Y-2.000-1.000	---	---	---	10.0000 22/06/2015	---	---	---	---	---
33,888,293	1.00	4.30	Actual/Actual	24/02/2034	22	---	24/02	4.30	1	GGB-FXD-240234-22Y-2.000-1.000	---	---	---	10.0000 22/06/2015	---	---	---	---	---
35,177,800	1.00	4.30	Actual/Actual	24/02/2035	23	---	24/02	4.30	1	GGB-FXD-240235-23Y-2.000-1.000	---	---	---	10.0000 22/06/2015	---	---	---	---	---
35,547,268	1.00	4.30	Actual/Actual	24/02/2036	24	---	24/02	4.30	1	GGB-FXD-240236-24Y-2.000-1.000	---	---	---	10.0000 22/06/2015	---	---	---	---	---
40,246,306	1.00	4.30	Actual/Actual	24/02/2037	25	---	24/02	4.30	1	GGB-FXD-240237-25Y-2.000-1.000	---	---	---	10.0000 22/06/2015	---	---	---	---	---
37,643,952	1.00	4.30	Actual/Actual	24/02/2038	26	---	24/02	4.30	1	GGB-FXD-240238-26Y-2.000-1.000	---	---	---	10.0000 22/06/2015	---	---	---	---	---
36,977,100	1.00	4.30	Actual/Actual	24/02/2039	27	---	24/02	4.30	1	GGB-FXD-240239-27Y-2.000-1.000	---	---	---	10.0000 22/06/2015	---	---	---	---	---
41,615,000	1.00	4.30	Actual/Actual	24/02/2040	28	---	24/02	4.30	1	GGB-FXD-240240-28Y-2.000-1.000	---	---	---	10.0000 22/06/2015	---	---	---	---	---
42,227,208	1.00	4.30	Actual/Actual	24/02/2041	29	---	24/02	4.30	1	GGB-FXD-240241-29Y-2.000-1.000	---	---	---	10.0000 22/06/2015	---	---	---	---	---
68,288,487	1.00	4.30	Actual/Actual	24/02/2042	30	---	24/02	4.30	1	GGB-FXD-240242-30Y-2.000-1.000	---	---	---	10.0000 22/06/2015	---	---	---	---	---
4,000,000	1,000.00	3.88	Actual/Actual	12/03/2029	10	---	12/03	3.88	1	GGB-FXD-120329-10Y-3.875-1.000	---	---	---	---	---	---	100.0000	B	15/10/2019
4,500,000	1,000.00	0.00	Actual/Actual	12/02/2026	5	---	12/02	0.00	1	GGB-FXD-120226-05Y-0.000-1.000	---	---	---	---	---	---	---	---	---
2,209,163	1,000.00	3.38	Actual/Actual	15/02/2025	7	---	15/02	3.38	1	GGB-FXD-150225-07Y-3.375-1.000	---	---	---	---	---	---	---	---	---
964,000	1,000.00	3.25	Actual/Actual	20/03/2025	6	---	20/03	3.25	1	GGB-FXD-200325-06Y-3.250-1.000	---	---	---	---	---	---	---	---	---
2,100,000	1,000.00	3.55	Actual/Actual	20/03/2026	7	---	20/03	3.55	1	GGB-FXD-200326-07Y-3.550-1.000	---	---	---	---	---	---	---	---	---
5,500,000	1,000.00	1.50	Actual/Actual	18/06/2030	10	---	18/06	1.50	1	GGB-FXD-180630-10Y-1.500-1.000	---	---	---	---	---	---	---	---	---
3,500,000	1,000.00	4.38	Actual/Actual	18/07/2038	15	---	18/07	4.38	1	GGB-FXD-180738-15Y-4.375-1.000	---	---	---	---	---	---	---	---	---

## Government Bonds Notes

Transactions Volume = (Pieces) \* (Nominal Price). Transactions Value = (Pieces) \* (Nominal Price) \* (price %) + (Accrued interest).

The Value of current coupon for the issues with NV 0.01 euro refers to NV 100 euros

FLR: Floating Interest Rate.

[1] - The Expiration Date of the interest bearing period and the Date for coupon payment.

## Government Bonds

Number Listed Bonds	Nominal price	Today's Rate	Accrued Interest Calc	Exp. Date [1]	Duration (years)	Note	Coupons Date	Curr. coupon value	Trading Unit	Government Bonds	Price min	Price max	Closing price	Previous closing price/date	Volume	Transactions Value	Price	Last order Buy / Sell	Date
40,000	1,000.00	4.67	FLR	Actual/360	18/09/2024	1	---	18/09 - 19/03	---	1	GGB-FLT-180924-01Y-4.670-1.000	---	---	---	---	---	---	---	---
5,364,250	1,000.00	3.25		Actual/Actual	20/03/2050	30	---	20/03	3.25	1	GGB-FXD-200350-30Y-3.250-1.000	---	---	---	---	---	---	---	---
3,924,361	1,000.00	2.00		Actual/Actual	22/04/2027	7	---	22/04	2.00	1	GGB-FXD-220427-07Y-2.000-1.000	---	---	---	---	---	99.9000	B	22/04/2020
2,500,000	1,000.00	1.88		Actual/Actual	23/07/2026	7	---	23/07	1.88	1	GGB-FXD-230726-07Y-1.875-1.000	---	---	---	---	---	---	---	---
4,500,000	1,000.00	4.25		Actual/Actual	15/06/2033	10	---	15/06	4.25	1	GGB-FXD-150633-10Y-4.250-1.000	---	---	---	---	---	---	---	---
3,500,000	1,000.00	1.88		Actual/Actual	24/01/2052	30	---	24/01	1.88	1	GGB-FXD-240152-30Y-1.875-1.000	---	---	---	---	---	---	---	---
3,700,000	1,000.00	1.75		Actual/Actual	18/06/2032	10	---	18/06	1.75	1	GGB-FXD-180632-10Y-1.750-1.000	---	---	---	---	---	---	---	---
2,200,000	1,000.00	1.13	FLR	Actual/360	15/12/2027	5	---	- 15/12 - 15/03 -	---	1	GGB-FLT-151227-05Y-1.130-1.000	---	---	---	---	---	102.1600	B	30/12/2022

## Government Bonds Notes

Transactions Volume = (Pieces) \* (Nominal Price). Transactions Value = (Pieces) \* (Nominal Price) \* (price %) + (Accrued interest).

The Value of current coupon for the issues with NV 0.01 euro refers to NV 100 euros

FLR: Floating Interest Rate.

[1] - The Expiration Date of the interest bearing period and the Date for coupon payment.

## Treasury Bills &amp; Zero Coupon Government Bonds

Issue Date	13-Week Maturity									26-Week Maturity									52-Week Maturity								
	Exp. Date	Initial Rate	Num Listed Bonds	Nominal price	Issue price	Last Trade Price	Last Trade Date	Volume Traded	Note	Exp. Date	Initial Rate	Num Listed Bonds	Nominal price	Issue price	Last Trade Price	Last Trade Date	Volume Traded	Note	Exp. Date	Initial Rate	Num Listed Bonds	Nominal price	Issue price	Last Trade Price	Last Trade Date	Volume Traded	Note
09/12/2022	---	---	---	---	---	---	---	---	---	---	---	---	---	---	---	---	---	---	08/12/2023	2.73	600,000	1,000.00	973.10	---	---	---	---
10/03/2023	---	---	---	---	---	---	---	---	---	---	---	---	---	---	---	---	---	---	08/03/2024	3.75	1,000,000	1,000.00	963.46	---	---	---	---
09/06/2023	---	---	---	---	---	---	---	---	---	---	---	---	---	---	---	---	---	---	07/06/2024	3.84	1,600,000	1,000.00	962.60	---	---	---	---
08/09/2023	---	---	---	---	---	---	---	---	---	---	---	---	---	---	---	---	---	---	06/09/2024	3.81	812,500	1,000.00	962.90	---	---	---	---

Bonds in Circulation	Currency / Min nominal traded Value	Coupons Payment Date	Current Coupon Value	Note	Coupon	Trading Unit	Issue Date	Duration (years)	Today's Interest	A.I.C in days	Bonds	Last price of previous days		Last Outcry in Cash (euro)		Trades in Pieces	Life min	Life Max	
												Price	Buy / Sell	Price	Buy / Sell				
<b>Corporate Bonds in Foreign Currency and Euro</b>																			
103,746	GBP / 10	01/12	0.25	---	64	1	01/12/1930	98	2.5	360	National Mortgage Bank	2.27	05/02/1996	2.27	S	05/02/1996	---	2.27	2.27
0	GBP / 10	01/12	0.25	---	66	1	01/12/1928	100	2.5	360	National Mortgage Bank	---	---	---	---	---	---	---	---

## Government Bonds Notes

A.I.C: Accrued Interest Calculation base.

FLR: Floating Interest Rate.

The minimum tradeable Nominal Value for all Demeterialised Government Titles is 100 Euros.

(μφρ-0)



## Athex &amp; ATHEXClear Members List

Member Name				Stock Market			Derivatives Market		ATHEXClear Member	
	Address	Phone	Fax	Market Member	Remote Member	Market Maker	Proprietary	Market Maker	General Clearing	Direct Clearing
A. SARRIS SECURITIES S.A.				a						
6, ΔΡΑΓΑΤΣΑΝΙΟΥ 6 ΑΘΗΝΑ	2103367700									
AEONIC SECURITIES C.I.F. P.L.C.				a						
, ΛΑΪΟΥ 6, ΓΡ. 301B, ANNA COURT	35725337600									
ALPHA BANK S.A.									a	
, ΣΤΑΔΙΟΥ 40 ΑΘΗΝΑ	2103260000									
ALPHA FINANCE INVESTMENT SERVICES SINGLE MEMBER SA				a		a	a	a		a
5, ΠΑΝΕΠΙΣΤΗΜΙΟΥ 45 ΑΘΗΝΑ	2103677400									
ARGUS STOCKBROKERS LTD				a	a		a			
25, 25 ΛΕΩΦΟΡΟΣ ΔΗΜΟΣΘΕΝΗ ΣΕΒΕΡΗ	0035722717000									
ATLANTIC SECURITIES LTD				a	a					
37, ΠΡΟΔΡΟΜΟΥ 37	0035722445400									
AXON SECURITIES S.A.				a			a			
48, ΣΤΑΔΙΟΥ 48 ΑΘΗΝΑ	2103363800									
BETA SECURITIES S.A.				a		a	a			a
29, Λ. ΑΛΕΞΑΝΔΡΑΣ 29 ΑΘΗΝΑ	2106478930									
BNP PARIBAS S.A.									a	
, ΛΑΜΨΑΚΟΥ 2 ΑΘΗΝΑ	2107468525									
BOFA SECURITIES EUROPE SA				a	a					
, 112 AVENUE KL'BER 75116	+33 153655555									
CAPITAL SECURITIES S.A.				a			a			
58, ΜΗΤΡΟΠΟΛΕΩΣ 58 ΑΘΗΝΑ	2103369700									
CITIGROUP GLOBAL MARKETS EUROPE AG				a	a					
16, REUTERWEG 16	+49 691366-0									
CITIGROUP GLOBAL MARKETS LIMITED				a						
1, 33 CANADA SQUARE -CANARY WHARF	+44 02079864000									
CREDIT SUISSE BANK (EUROPE), S.A.				a	a					
, CALLE AYALA 42, 3A PLANTA-B MADRID	+34917916000									
CREDIT SUISSE SECURITIES (EUROPE) LIMITED				a						
1, ONE CABOT SQUARE LONDON	+44 2078888888									
CYCLOS SECURITIES S.A.				a			a			
39, ΧΑΡΙΛΑΟΥ ΤΡΙΚΟΥΠΗ 6-8-10 ΑΘΗΝΑ	2103364300									
DEUTSCHE BANK S.A.					a					
1, GREAT WINCHESTER STREET LONDON	+44 20 754 54209	00441133361437								
EUROBANK EQUITIES INVESTMENT FIRM SINGLE MEMBER SA				a		a	a	a		a
, ΦΙΛΕΛΛΗΝΩΝ 10 & ΞΕΝΟΦΩΝΤΟΣ 13 ΑΘΗΝΑ	2103720425									
EUROBANK S.A.									a	
, ΟΘΩΝΟΣ 8 ΑΘΗΝΑ	2144043907									
EUROCORP INVESTMENT SERVICES S.A.				a			a			a
14, ΠΛ.ΦΙΛΙΚΗΣ ΕΤΑΙΡΕΙΑΣ 14 ΑΘΗΝΑ	2107263600									
EUOTRUST INVESTMENT FIRM SA				a						
113, ΣΕΒΑΣΤΟΥΠΟΛΕΩΣ 113 ΑΘΗΝΑ	2103363100									
EUROXX SECURITIES S.A.				a		a	a	a		a
7, ΠΑΛΕΟΛΟΓΟΥ CHALANDRI	+30 2106879400	210-6879401								
7, ΠΑΛΑΙΟΛΟΓΟΥ CHALANDRI	(210)-6879400	(210)-6879401								
FREEDOM FINANCE EUROPE LTD				a	a					
, ΧΡΙΣΤΑΚΗ ΚΡΑΝΟΥ 20	035725257786									
G. A. PERVANAS SECURITIES- INVESTMENT SERVICES S.A.				a						
7-9, ΣΟΦΟΚΛΕΟΥΣ 7-9 ΑΘΗΝΑ	2103727200									
GLOBAL CAPITAL SECURITIES & FINANCIAL SERVICES LTD				a	a					
50, ΛΑΡΧΙΕΠΙΣΚΟΠΟΥ ΜΑΚΑΡΙΟΥ Γ50	0035722710710									
GREENPOST TRADING EUROPE LTD				a	a	a				
, ΚΙΜΟΝΟΣ 3, ACROPOLIS MANSIONS, 2ND FLOOR, FLAT/OFFICE 202	035722521389									
HELLENIC AMERICAN SECURITIES S.A.				a		a	a			a
27, ΑΝΔΡΕΑ ΠΑΠΑΝΔΡΕΟΥ 27 MAROUSI	2103311100									
HELLENIC BANK (INVESTMENTS) LTD					a					
, ΑΥΕ.ΚΥΡΙΑΚΟΥ MATSI 31 - PO BOX 24747 NICOSIA	+357 22500100	357 22500110								
HSBC CONTINENTAL EUROPE									a	
109-111, Λ.ΜΕΣΟΓΕΙΩΝ 109-111	2106960000									
INDEX SECURITIES S.A.				a						
6, ΔΡΑΓΑΤΣΑΝΙΟΥ 6 ΑΘΗΝΑ	2103213920									
J. CHR. MAVRIKIS SECURITIES S.A.				a						
5, ΣΟΦΟΚΛΕΟΥΣ 5 ΑΘΗΝΑ	2103216730									

## Athex &amp; ATHEXClear Members List

Member Name				Stock Market			Derivatives Market		ATHEXClear Member	
	Address	Phone	Fax	Market Member	Remote Member	Market Maker	Proprietary	Market Maker	General Clearing	Direct Clearing
KAPPA SECURITIES S.A.				a			a			
15, ΒΑΛΑΩΡΙΤΟΥ 15 ΑΘΗΝΑ	2103678600									
KARAMANOF SECURITIES & INVESTMENT SERVICES S.A.				a						
2, ΠΛ.ΑΓ.ΘΕΟΔΩΡΩΝ 2 ΑΘΗΝΑ	2103212947									
LAIKI FINANCIAL SERVICES LTD					a					
26, AVE. VYRONOS NICOSIA	357 22367367	357 22718567								
LEON DEPOLAS SECURITIES S.A.				a		a	a			
1, ΧΡΗΣΤΟΥ ΛΑΔΑ 1 ΑΘΗΝΑ	2103213276 -28									
MEGA EQUITY SECURITIES & FINANCIAL SERVICES PUBLIC LTD				a	a		a			
42-44, ΛΕΩΦ.ΓΡΙΒΑ ΔΙΓΕΝΗ 42-44	0035722711711									
MERIT SECURITIES S.A				a		a	a			a
5, ΣΟΦΟΚΛΕΟΥΣ 5 ΑΘΗΝΑ	2103671880									
MERRILL LYNCH INTERNATIONAL				a						
2, 2 KING EDWARD STREET LONDON	+44 20276281000									
N. CHRYSOCHOIDIS SECURITIES S.A.				a			a			a
7-9, ΣΟΦΟΚΛΕΟΥΣ 7-9 ΑΘΗΝΑ	2103213913									
NATIONAL BANK OF GREECE S.A.				a		a	a		a	
86, ΑΙΟΛΟΥ ΣΤΡ. ΑΘΗΝΑ	(210)-3341000	(210)-3228187								
68, ΑΚΑΔΙΜΙΑΣ ΣΤΡ. ΑΘΗΝΑ	(210)-3328817	(210)-3328678								
NATIONAL SECURITIES SINGLE MEMBER SA				a		a	a	a		
66, ΛΕΩΦΟΡΟΣ ΑΘΗΝΩΝ 128-132 & ΙΦΙΓΕΝΙΑΣ ΑΘΗΝΑ	2103328784									
NUNTIUS BROKERAGE AND INVESTMENT SERVICES S.A				a						
6, ΔΡΑΓΑΤΣΑΝΙΟΥ 6 ΑΘΗΝΑ	2103350599									
ONE PLUS CAPITAL LIMITED				a	a					
, 75 PRODROMOU AVENUE NICOSIA 1307	35722873760									
OPTIMA BANK S.A.				a		a	a	a	a	
, ΑΙΓΙΑΛΕΙΑΣ 32 & ΠΑΡΑΔΕΙΣΟΥ ΜΑΡΟΥΣΙ	210 8173000									
PANCRETA BANK S.A									a	
, ΙΚΑΡΟΥ 5	2810338746									
PANTELAKIS SECURITIES S.A.				a		a	a	a		
57, ΕΘΝΙΚΗΣ ΑΝΤΙΣΤΑΣΕΩΣ 57, ΚΤΙΠΙΟ Β CHALANDRI	2106965000								a	
PIRAEUS BANK S.A.				a			a			
, ΑΜΕΡΙΚΗΣ 4 ΑΘΗΝΑ	2103335000									
PIRAEUS SECURITIES S. A.				a		a	a	a		a
10, ΣΤΑΔΙΟΥ 10 ΑΘΗΝΑ	2103354100									
PROCHOICE SECURITIES LTD				a	a					
57, ΛΕΩΦ.ΣΠΥΡΟΥ ΚΥΠΡΙΑΝΟΥ 57, ΑΚΙΝΗΤΑ Φ	035724661192									
SHARELINK SECURITIES & FINANCIAL SERVICES LTD				a			a			
6, HOUSE-ΘΕΟΤΟΚΗ 6 ΜΕΓΑΡΟ ΕΛΜΗΝΑ	+357 22554200									
SOCIETE GENERALE S.A.				a	a		a			
, 17 COURS VALMY, CEDEX	+157290504									
SOLIDUS SECURITIES S.A				a			a			a
64, ΛΟΥΙΖΗΣ ΠΙΑΝΚΟΥΡ 64 ΑΘΗΝΑ	2106900600									
ST. EM. LAVRENTAKIS SECURITIES S.A.				a			a			
7-9, ΣΟΦΟΚΛΕΟΥΣ 7-9 ΑΘΗΝΑ	2103213336									
THE CYPRUS INVESTMENT & SECURITIES CORPORATION LTD				a	a					
154, ΑΓΙΟΥ ΠΡΟΚΟΠΙΟΥ & ΠΟΣΕΙΔΩΝΟΣ 1	0035722121700									
UBS EUROPE SE				a	a					
, OPERNTURM, BOCKENHEIMER LANDSTRASSE 2-4	496921790									
UBS LIMITED					a					
1, FINSBURY AVENUE LONDON	+44 2075687135									

## List of Stocks under Market Making operations

Securities	Stock Category
Market Maker	Start Market Making
<b>MLS MULTIMEDIA SA (CR)</b>	<b>Suspension Status</b>
PIRAEUS SECURITIES S. A.	01/08/2019
<b>ALPHA ETF FTSE Athex Large Cap</b>	<b>Exchange Traded Funds (ETFs)</b>
ALPHA FINANCE INVESTMENT SERVICES SINGLE MEMBER SA	02/01/1900
NATIONAL SECURITIES SINGLE MEMBER SA	02/01/1900
<b>ADMIE (IPTO) HOLDING S.A. (CR)</b>	<b>Main Market</b>
EUROBANK EQUITIES INVESTMENT FIRM SINGLE MEMBER SA	24/05/2021
HELLENIC AMERICAN SECURITIES S.A.	09/03/2020
PIRAEUS SECURITIES S. A.	29/06/2017
<b>AEGEAN AIRLINES (CR)</b>	<b>Main Market</b>
EUROBANK EQUITIES INVESTMENT FIRM SINGLE MEMBER SA	22/09/2020
<b>ALPHA SERVICES HOLD (CR)</b>	<b>Main Market</b>
ALPHA FINANCE INVESTMENT SERVICES SINGLE MEMBER SA	29/02/2016
EUROBANK EQUITIES INVESTMENT FIRM SINGLE MEMBER SA	22/10/2006
GREENPOST TRADING EUROPE LTD	12/06/2023
HELLENIC AMERICAN SECURITIES S.A.	25/07/2014
LEON DEPOLAS SECURITIES S.A.	04/01/2016
MERIT SECURITIES S.A	03/09/2012
NATIONAL SECURITIES SINGLE MEMBER SA	02/01/1900
PIRAEUS SECURITIES S. A.	28/05/2009
<b>ALPHA TRUST (CR)</b>	<b>Main Market</b>
EUROBANK EQUITIES INVESTMENT FIRM SINGLE MEMBER SA	06/02/2023
LEON DEPOLAS SECURITIES S.A.	04/01/2021
<b>ALUMIL (CR)</b>	<b>Main Market</b>
PIRAEUS SECURITIES S. A.	31/07/2023
<b>ANDROMEDA SA (CR)</b>	<b>Main Market</b>
BETA SECURITIES S.A.	15/02/2021
OPTIMA BANK S.A.	03/04/2023
<b>ATTICA BANK S.A. (CR)</b>	<b>Main Market</b>
EUROXX SECURITIES S.A.	22/01/2016
PIRAEUS SECURITIES S. A.	20/09/2017
<b>AUSTRIACARD (CB)</b>	<b>Main Market</b>
BETA SECURITIES S.A.	23/03/2023
EUROBANK EQUITIES INVESTMENT FIRM SINGLE MEMBER SA	15/05/2023
<b>AUTOHELLAS SA (CR)</b>	<b>Main Market</b>
ALPHA FINANCE INVESTMENT SERVICES SINGLE MEMBER SA	01/07/2019
EUROXX SECURITIES S.A.	02/07/2018
<b>AVAX S.A. (CR)</b>	<b>Main Market</b>
EUROBANK EQUITIES INVESTMENT FIRM SINGLE MEMBER SA	14/12/2015
OPTIMA BANK S.A.	04/09/2023
PIRAEUS SECURITIES S. A.	01/02/2021
<b>AVE (CR)</b>	<b>Main Market</b>
EUROXX SECURITIES S.A.	05/06/2020
<b>BRIO PROPERTIES (CR)</b>	<b>Main Market</b>
EUROBANK EQUITIES INVESTMENT FIRM SINGLE MEMBER SA	09/09/2019
LEON DEPOLAS SECURITIES S.A.	22/02/2021
<b>CC HBC AG (CR)</b>	<b>Main Market</b>
BETA SECURITIES S.A.	08/03/2021
NATIONAL SECURITIES SINGLE MEMBER SA	02/01/1900
PIRAEUS SECURITIES S. A.	04/05/2015
<b>CENERGY HOLDINGS (CB)</b>	<b>Main Market</b>
ALPHA FINANCE INVESTMENT SERVICES SINGLE MEMBER SA	02/01/2016
EUROBANK EQUITIES INVESTMENT FIRM SINGLE MEMBER SA	02/01/2016
OPTIMA BANK S.A.	14/03/2022
PANTELAKIS SECURITIES S.A.	27/12/2022
<b>CNL CAPITAL (CR)</b>	<b>Main Market</b>
MERIT SECURITIES S.A	01/10/2018
<b>DIMAND (CR)</b>	<b>Main Market</b>
ALPHA FINANCE INVESTMENT SERVICES SINGLE MEMBER SA	08/08/2022
EUROBANK EQUITIES INVESTMENT FIRM SINGLE MEMBER SA	08/08/2022
PANTELAKIS SECURITIES S.A.	15/05/2023
<b>EKTER SA (CR)</b>	<b>Main Market</b>
BETA SECURITIES S.A.	26/09/2022
EUROBANK EQUITIES INVESTMENT FIRM SINGLE MEMBER SA	16/10/2017
LEON DEPOLAS SECURITIES S.A.	21/05/2018
<b>ELASTRON (CR)</b>	<b>Main Market</b>
LEON DEPOLAS SECURITIES S.A.	20/02/2017

## List of Stocks under Market Making operations

Securities	Stock Category
Market Maker	Start Market Making
<b>ELLAKTOR (CR)</b>	Main Market
ALPHA FINANCE INVESTMENT SERVICES SINGLE MEMBER SA	18/03/2019
EUROBANK EQUITIES INVESTMENT FIRM SINGLE MEMBER SA	01/06/2012
EUROXX SECURITIES S.A.	24/09/2018
NATIONAL SECURITIES SINGLE MEMBER SA	02/01/1900
PIRAEUS SECURITIES S. A.	22/10/2018
<b>ELTON SA (CR)</b>	Main Market
EUROBANK EQUITIES INVESTMENT FIRM SINGLE MEMBER SA	28/11/2022
OPTIMA BANK S.A.	30/01/2023
<b>ELVALHALCOR (CR)</b>	Main Market
ALPHA FINANCE INVESTMENT SERVICES SINGLE MEMBER SA	07/05/2018
BETA SECURITIES S.A.	09/01/2023
EUROBANK EQUITIES INVESTMENT FIRM SINGLE MEMBER SA	07/05/2018
<b>ENTERSOFT (CR)</b>	Main Market
ALPHA FINANCE INVESTMENT SERVICES SINGLE MEMBER SA	23/03/2023
EUROBANK EQUITIES INVESTMENT FIRM SINGLE MEMBER SA	22/06/2020
<b>EUROBANK HOLDINGS (CR)</b>	Main Market
ALPHA FINANCE INVESTMENT SERVICES SINGLE MEMBER SA	09/01/2006
EUROBANK EQUITIES INVESTMENT FIRM SINGLE MEMBER SA	01/06/2012
GREENPOST TRADING EUROPE LTD	12/06/2023
HELLENIC AMERICAN SECURITIES S.A.	25/07/2014
LEON DEPOLAS SECURITIES S.A.	30/11/2018
MERIT SECURITIES S.A	06/11/2017
NATIONAL SECURITIES SINGLE MEMBER SA	02/01/1900
PIRAEUS SECURITIES S. A.	28/09/2009
<b>EUROCONSULTANTS S.A. (CR)</b>	Main Market
OPTIMA BANK S.A.	01/02/2023
<b>EYDAP S.A. (CR)</b>	Main Market
ALPHA FINANCE INVESTMENT SERVICES SINGLE MEMBER SA	27/01/2020
EUROBANK EQUITIES INVESTMENT FIRM SINGLE MEMBER SA	10/06/2019
<b>FOURLIS (CR)</b>	Main Market
EUROBANK EQUITIES INVESTMENT FIRM SINGLE MEMBER SA	01/12/2016
PIRAEUS SECURITIES S. A.	06/03/2017
<b>GEK TERNA (CR)</b>	Main Market
BETA SECURITIES S.A.	08/03/2021
EUROBANK EQUITIES INVESTMENT FIRM SINGLE MEMBER SA	24/05/2021
PIRAEUS SECURITIES S. A.	29/08/2019
<b>GR. SARANTIS S.A. (CR)</b>	Main Market
BETA SECURITIES S.A.	14/05/2012
EUROBANK EQUITIES INVESTMENT FIRM SINGLE MEMBER SA	24/10/2016
<b>HELLENIC EXCHANGES-A.S.E. (CR)</b>	Main Market
HELLENIC AMERICAN SECURITIES S.A.	01/09/2014
NATIONAL SECURITIES SINGLE MEMBER SA	02/01/1900
PIRAEUS SECURITIES S. A.	04/05/2015
<b>HELLENIQ ENERGY (CR)</b>	Main Market
HELLENIC AMERICAN SECURITIES S.A.	14/09/2015
PIRAEUS SECURITIES S. A.	20/03/2017
<b>IDEAL HOLDINGS (CR)</b>	Main Market
EUROBANK EQUITIES INVESTMENT FIRM SINGLE MEMBER SA	07/06/2021
PIRAEUS SECURITIES S. A.	07/06/2021
<b>INTERCONTINENTAL (CR)</b>	Main Market
LEON DEPOLAS SECURITIES S.A.	03/06/2019
<b>INTERLIFE G.C.I.(CR)</b>	Main Market
BETA SECURITIES S.A.	24/10/2022
<b>INTERWOOD-XYLEMPORIA (CR)</b>	Main Market
EUROBANK EQUITIES INVESTMENT FIRM SINGLE MEMBER SA	05/07/2021
PANTELAKIS SECURITIES S.A.	01/07/2021
<b>INTRAKAT (CR)</b>	Main Market
BETA SECURITIES S.A.	04/10/2021
PANTELAKIS SECURITIES S.A.	10/10/2022
<b>JUMBO SA (CR)</b>	Main Market
BETA SECURITIES S.A.	01/02/2021
EUROBANK EQUITIES INVESTMENT FIRM SINGLE MEMBER SA	25/05/2020
GREENPOST TRADING EUROPE LTD	12/06/2023
MERIT SECURITIES S.A	06/11/2017
PIRAEUS SECURITIES S. A.	06/03/2017
<b>KLOUKINAS - LAPPAS SA (CR)</b>	Main Market
OPTIMA BANK S.A.	02/01/2023

## List of Stocks under Market Making operations

Securities	Stock Category
Market Maker	Start Market Making
<b>KRI-KRI S.A. (CR)</b>	<b>Main Market</b>
EUROBANK EQUITIES INVESTMENT FIRM SINGLE MEMBER SA	07/05/2018
LEON DEPOLAS SECURITIES S.A.	16/01/2017
<b>LAMDA DEVELOPMENT SA (CR)</b>	<b>Main Market</b>
EUROBANK EQUITIES INVESTMENT FIRM SINGLE MEMBER SA	08/12/2014
PANTELAKIS SECURITIES S.A.	06/11/2017
PIRAEUS SECURITIES S. A.	29/06/2017
<b>LAMPSA HOTEL SA (CR)</b>	<b>Main Market</b>
LEON DEPOLAS SECURITIES S.A.	16/01/2017
<b>MIG (CR)</b>	<b>Main Market</b>
PIRAEUS SECURITIES S. A.	02/02/2009
<b>MOTODYNAMICS S.A. (CR)</b>	<b>Main Market</b>
OPTIMA BANK S.A.	25/08/2023
<b>MOTOR OIL (CR)</b>	<b>Main Market</b>
BETA SECURITIES S.A.	08/03/2021
EUROBANK EQUITIES INVESTMENT FIRM SINGLE MEMBER SA	22/10/2006
GREENPOST TRADING EUROPE LTD	12/06/2023
LEON DEPOLAS SECURITIES S.A.	01/04/2019
MERIT SECURITIES S.A	25/02/2019
NATIONAL SECURITIES SINGLE MEMBER SA	02/01/1900
PIRAEUS SECURITIES S. A.	04/05/2015
<b>MPL KEDROS (CR)</b>	<b>Main Market</b>
MERIT SECURITIES S.A	30/09/2022
<b>MYTILINEOS (CR)</b>	<b>Main Market</b>
ALPHA FINANCE INVESTMENT SERVICES SINGLE MEMBER SA	15/04/2019
BETA SECURITIES S.A.	11/04/2022
EUROBANK EQUITIES INVESTMENT FIRM SINGLE MEMBER SA	20/09/2017
GREENPOST TRADING EUROPE LTD	12/06/2023
MERIT SECURITIES S.A	25/02/2019
NATIONAL SECURITIES SINGLE MEMBER SA	02/01/1900
PIRAEUS SECURITIES S. A.	04/05/2015
<b>NATIONAL BANK (CR)</b>	<b>Main Market</b>
ALPHA FINANCE INVESTMENT SERVICES SINGLE MEMBER SA	09/01/2006
EUROBANK EQUITIES INVESTMENT FIRM SINGLE MEMBER SA	22/10/2006
GREENPOST TRADING EUROPE LTD	12/06/2023
HELLENIC AMERICAN SECURITIES S.A.	25/07/2014
LEON DEPOLAS SECURITIES S.A.	20/05/2015
MERIT SECURITIES S.A	03/09/2012
NATIONAL SECURITIES SINGLE MEMBER SA	02/01/1900
PIRAEUS SECURITIES S. A.	08/09/2008
<b>OPAP (CR)</b>	<b>Main Market</b>
ALPHA FINANCE INVESTMENT SERVICES SINGLE MEMBER SA	09/01/2006
BETA SECURITIES S.A.	11/04/2022
EUROBANK EQUITIES INVESTMENT FIRM SINGLE MEMBER SA	22/10/2006
GREENPOST TRADING EUROPE LTD	12/06/2023
HELLENIC AMERICAN SECURITIES S.A.	25/07/2014
MERIT SECURITIES S.A	20/03/2017
NATIONAL SECURITIES SINGLE MEMBER SA	02/01/1900
PIRAEUS SECURITIES S. A.	04/05/2015
<b>OTE (CR)</b>	<b>Main Market</b>
ALPHA FINANCE INVESTMENT SERVICES SINGLE MEMBER SA	09/01/2006
BETA SECURITIES S.A.	11/04/2022
EUROBANK EQUITIES INVESTMENT FIRM SINGLE MEMBER SA	22/10/2006
GREENPOST TRADING EUROPE LTD	12/06/2023
HELLENIC AMERICAN SECURITIES S.A.	25/07/2014
LEON DEPOLAS SECURITIES S.A.	20/04/2015
MERIT SECURITIES S.A	20/03/2017
NATIONAL SECURITIES SINGLE MEMBER SA	02/01/1900
PIRAEUS SECURITIES S. A.	08/09/2008
<b>P.P.A. S.A. (CR)</b>	<b>Main Market</b>
EUROBANK EQUITIES INVESTMENT FIRM SINGLE MEMBER SA	06/02/2019
<b>PAPOUTSANIS (CR)</b>	<b>Main Market</b>
ALPHA FINANCE INVESTMENT SERVICES SINGLE MEMBER SA	19/11/2018
BETA SECURITIES S.A.	25/11/2013
<b>PETROPOULOS PETROS (CR)</b>	<b>Main Market</b>
EUROBANK EQUITIES INVESTMENT FIRM SINGLE MEMBER SA	01/04/2019
PANTELAKIS SECURITIES S.A.	16/03/2020

## List of Stocks under Market Making operations

Securities	Stock Category
Market Maker	Start Market Making
<b>PIRAEUS FINANCIAL HOLD (CR)</b>	<b>Main Market</b>
ALPHA FINANCE INVESTMENT SERVICES SINGLE MEMBER SA	15/04/2019
EUROBANK EQUITIES INVESTMENT FIRM SINGLE MEMBER SA	22/10/2006
EUROXX SECURITIES S.A.	15/02/2016
GREENPOST TRADING EUROPE LTD	12/06/2023
HELLENIC AMERICAN SECURITIES S.A.	25/07/2014
LEON DEPOLAS SECURITIES S.A.	30/11/2018
MERIT SECURITIES S.A	16/09/2013
NATIONAL SECURITIES SINGLE MEMBER SA	02/01/1900
PIRAEUS SECURITIES S. A.	16/02/2009
<b>PPC (CR)</b>	<b>Main Market</b>
ALPHA FINANCE INVESTMENT SERVICES SINGLE MEMBER SA	09/01/2006
BETA SECURITIES S.A.	01/02/2021
EUROBANK EQUITIES INVESTMENT FIRM SINGLE MEMBER SA	22/10/2006
GREENPOST TRADING EUROPE LTD	12/06/2023
HELLENIC AMERICAN SECURITIES S.A.	01/09/2014
MERIT SECURITIES S.A	06/11/2017
NATIONAL SECURITIES SINGLE MEMBER SA	02/01/1900
PIRAEUS SECURITIES S. A.	28/09/2009
<b>PREMA (CR)</b>	<b>Main Market</b>
BETA SECURITIES S.A.	01/06/2021
LEON DEPOLAS SECURITIES S.A.	05/12/2022
PANTELAKIS SECURITIES S.A.	23/12/2021
<b>PROFILE SA (CR)</b>	<b>Main Market</b>
OPTIMA BANK S.A.	03/04/2023
PANTELAKIS SECURITIES S.A.	01/07/2019
<b>QUALITY &amp; RELIABILITY SA (CR)</b>	<b>Main Market</b>
OPTIMA BANK S.A.	03/01/2023
<b>QUEST HOLDINGS (CR)</b>	<b>Main Market</b>
BETA SECURITIES S.A.	26/03/2018
EUROBANK EQUITIES INVESTMENT FIRM SINGLE MEMBER SA	28/01/2019
<b>REVOIL (CR)</b>	<b>Main Market</b>
BETA SECURITIES S.A.	26/06/2023
<b>SIDMA STEEL (CR)</b>	<b>Main Market</b>
OPTIMA BANK S.A.	25/05/2023
<b>SPACE HELLAS SA (CR)</b>	<b>Main Market</b>
MERIT SECURITIES S.A	09/12/2022
<b>TECHNICAL OLYMPIC SA (CR)</b>	<b>Main Market</b>
OPTIMA BANK S.A.	05/07/2023
<b>TERNA ENERGY (CR)</b>	<b>Main Market</b>
EUROBANK EQUITIES INVESTMENT FIRM SINGLE MEMBER SA	24/05/2021
PIRAEUS SECURITIES S. A.	09/12/2019
<b>THRACE PLASTICS SA (CR)</b>	<b>Main Market</b>
ALPHA FINANCE INVESTMENT SERVICES SINGLE MEMBER SA	26/03/2018
EUROBANK EQUITIES INVESTMENT FIRM SINGLE MEMBER SA	26/03/2018
<b>TITAN CEMENT (CB)</b>	<b>Main Market</b>
BETA SECURITIES S.A.	01/02/2021
EUROBANK EQUITIES INVESTMENT FIRM SINGLE MEMBER SA	06/11/2019
PIRAEUS SECURITIES S. A.	18/01/2021
<b>TZIRAKIAN PROFIL (CR)</b>	<b>Main Market</b>
LEON DEPOLAS SECURITIES S.A.	19/07/2021
<b>VIOHALCO SA/MV (CB)</b>	<b>Main Market</b>
ALPHA FINANCE INVESTMENT SERVICES SINGLE MEMBER SA	11/03/2008
EUROBANK EQUITIES INVESTMENT FIRM SINGLE MEMBER SA	04/03/2014
MERIT SECURITIES S.A	17/03/2014

Underlying Asset				Derivatives Market													
Price max	Price min	Closing price	change	Delivery Month	Open price	Price max	Price min	Last price	Closing price	Last Bid	Last Ask	Fixing price*	Life high	Life low	Trades	Volume	Open Interest
<b>FTSE/Athex Large Cap</b>				(Trade Unit: 1 Index Point x 2€, Cash Settlement)													
2,933.39	2,891.13	2,899.42	-0.17%	November 2023	2,890.00	2,924.75	2,877.25	2,893.75	2,893.75	---	---	---	3,094.00	---	155	1,261	3,138
				December 2023	2,885.25	2,913.75	2,870.00	2,870.00	2,870.00	---	---	---	2,949.75	---	21	307	186
				January 2024	---	---	---	---	2,918.00	---	---	---	---	---	---	---	---
				March 2024	---	---	---	---	2,927.25	---	---	---	---	---	---	---	---
				June 2024	---	---	---	---	2,943.00	---	---	---	---	---	---	---	---
				September 2024	---	---	---	---	2,957.75	---	---	---	---	---	---	---	---
<b>FTSE/Athex Banks</b>				(Trade Unit: 1 Index Point x 15€, Cash Settlement)													
974.37	956.93	959.92	-0.20%	December 2023	977.00	977.00	970.00	973.50	973.50	---	---	---	1,024.75	---	3	13	1,799
				March 2024	---	---	---	---	969.50	---	---	---	---	---	---	---	---
				June 2024	---	---	---	---	974.75	---	---	---	---	---	---	---	---
				September 2024	---	---	---	---	979.50	---	---	---	---	---	---	---	---
<b>MSCI GREECE REBASED</b>				(Trade Unit: 1 Index Point x 2€, Cash Settlement)													
4,734.41	4,656.67	4,671.47	-0.26%	November 2023	---	---	---	---	4,680.00	---	---	---	4,708.25	---	---	---	83
				December 2023	---	---	---	---	4,854.25	---	---	---	5,012.25	---	---	---	20
				January 2024	---	---	---	---	4,655.25	---	---	---	4,683.25	---	---	---	---
				February 2024	---	---	---	---	4,713.25	---	---	---	---	---	---	---	---
				March 2024	---	---	---	---	4,720.50	---	---	---	---	---	---	---	---
				April 2024	---	---	---	---	4,729.50	---	---	---	---	---	---	---	---
				June 2024	---	---	---	---	4,746.00	---	---	---	---	---	---	---	---
				September 2024	---	---	---	---	4,769.75	---	---	---	---	---	---	---	---

Derivatives notes

Fixing prices and final open positions can be retrieved from the following path <http://www.helex.gr/el/web/guest/statistics-end-of-day-derivatives>

Underlying Asset				Derivatives Market													
Price max	Price min	Closing price	change	Delivery Month	Open price	Price max	Price min	Last price	Closing price	Last Bid	Last Ask	Fixing price*	Life high	Life low	Trades	Volume	Open Interest
<b>ADMIE (IPTO) HOLDING S.A. (CR)</b>				(Contract Size: 100 Securities, Physical Delivery)													
1.99	1.94	1.99	2.05%	December 2023	1.97	2.00	1.96	1.99	1.99	---	---	---	2.42	---	48	282	21,905
				March 2024	---	---	---	---	1.97	---	---	---	---	---	---	---	---
				June 2024	---	---	---	---	1.98	---	---	---	---	---	---	---	---
				September 2024	---	---	---	---	1.99	---	---	---	---	---	---	---	---
<b>AEGEAN AIRLINES (CR)</b>				(Contract Size: 100 Securities, Physical Delivery)													
10	9.75	9.86	1.23%	December 2023	9.91	9.98	9.79	9.90	9.90	---	---	---	13.64	---	25	118	4,888
				March 2024	---	---	---	---	9.82	---	---	---	---	---	---	---	---
				June 2024	---	---	---	---	9.87	---	---	---	---	---	---	---	---
				September 2024	---	---	---	---	9.92	---	---	---	---	---	---	---	---
<b>ALPHA SERVICES HOLD (CR)</b>				(Contract Size: 100 Securities, Physical Delivery)													
1.425	1.3745	1.401	0.79%	December 2023	1.40	1.44	1.39	1.41	1.41	---	---	---	1.65	---	278	15,629	182,914
				March 2024	---	---	---	---	1.40	---	---	---	---	---	---	---	---
				June 2024	---	---	---	---	1.40	---	---	---	1.30	---	---	---	3
				September 2024	---	---	---	---	1.42	---	---	---	---	---	---	---	---
<b>AUTOHELLAS SA (CR)</b>				(Contract Size: 100 Securities, Physical Delivery)													
12.8	12.48	12.7	-0.63%	December 2023	---	---	---	---	12.80	---	---	---	14.22	---	---	---	77
				March 2024	---	---	---	---	12.88	---	---	---	---	---	---	---	---
				June 2024	---	---	---	---	12.95	---	---	---	---	---	---	---	---
				September 2024	---	---	---	---	13.01	---	---	---	---	---	---	---	---
<b>AVAX S.A. (CR)</b>				(Contract Size: 100 Securities, Physical Delivery)													
1.348	1.288	1.324	2.80%	December 2023	1.33	1.33	1.31	1.31	1.31	---	---	---	1.49	---	8	85	1,552
				March 2024	---	---	---	---	1.30	---	---	---	---	---	---	---	---
				June 2024	---	---	---	---	1.31	---	---	---	---	---	---	---	---
				September 2024	---	---	---	---	1.31	---	---	---	---	---	---	---	---
<b>CC HBC AG (CR)</b>				(Contract Size: 100 Securities, Physical Delivery)													
24.64	24.28	24.28	-1.54%	December 2023	24.50	24.50	24.50	24.50	24.50	---	---	---	27.19	---	2	10	433
				March 2024	---	---	---	---	24.85	---	---	---	---	---	---	---	---
				June 2024	---	---	---	---	24.99	---	---	---	---	---	---	---	---
				September 2024	---	---	---	---	25.11	---	---	---	---	---	---	---	---
<b>CENERGY HOLDINGS (CB)</b>				(Contract Size: 100 Securities, Physical Delivery)													
5.93	5.72	5.93	4.22%	December 2023	5.81	5.95	5.77	5.95	5.95	---	---	---	7.22	---	40	129	5,721
				March 2024	---	---	---	---	5.73	---	---	---	---	---	---	---	---
				June 2024	---	---	---	---	5.77	---	---	---	---	---	---	---	---
				September 2024	---	---	---	---	5.79	---	---	---	---	---	---	---	---

Derivatives notes

Fixing prices and final open positions can be retrieved from the following path <http://www.helex.gr/el/web/guest/statistics-end-of-day-derivatives>



Underlying Asset				Derivatives Market													
Price max	Price min	Closing price	change	Delivery Month	Open price	Price max	Price min	Last price	Closing price	Last Bid	Last Ask	Fixing price*	Life high	Life low	Trades	Volume	Open Interest
<b>ELLAKTOR (CR)</b>				(Contract Size: 100 Securities, Physical Delivery)													
1.902	1.838	1.872	1.19%	December 2023	1.93	1.93	1.93	1.93	1.93	---	---	---	2.31	---	1	5	847
				March 2024	---	---	---	---	1.86	---	---	---	---	---	---	---	---
				June 2024	---	---	---	---	1.87	---	---	---	---	---	---	---	---
				September 2024	---	---	---	---	1.88	---	---	---	---	---	---	---	---
<b>ELVALHALCOR (CR)</b>				(Contract Size: 100 Securities, Physical Delivery)													
1.648	1.616	1.622	-0.49%	December 2023	1.63	1.64	1.62	1.63	1.63	---	---	---	2.09	---	23	120	1,398
				March 2024	---	---	---	---	1.64	---	---	---	---	---	---	---	---
				June 2024	---	---	---	---	1.65	---	---	---	---	---	---	---	---
				September 2024	---	---	---	---	1.66	---	---	---	---	---	---	---	---
<b>EUROBANK HOLDINGS (CR)</b>				(Contract Size: 100 Securities, Physical Delivery)													
1.54	1.5095	1.531	0.30%	December 2023	1.53	1.55	1.52	1.53	1.53	---	---	---	1.60	---	48	1,232	30,256
				March 2024	---	---	---	---	1.54	---	---	---	---	---	---	---	---
				June 2024	---	---	---	---	1.55	---	---	---	---	---	---	---	---
				September 2024	---	---	---	---	1.55	---	---	---	---	---	---	---	---
<b>EYDAP S.A. (CR)</b>				(Contract Size: 100 Securities, Physical Delivery)													
5.61	5.51	5.59	0.00%	December 2023	5.59	5.60	5.59	5.60	5.60	---	---	---	6.52	---	2	6	2,411
				March 2024	---	---	---	---	5.63	---	---	---	---	---	---	---	---
				June 2024	---	---	---	---	5.66	---	---	---	---	---	---	---	---
				September 2024	---	---	---	---	5.69	---	---	---	---	---	---	---	---
<b>FOURLIS (CR)</b>				(Contract Size: 100 Securities, Physical Delivery)													
4.015	3.95	3.98	-0.25%	December 2023	4.03	4.03	3.97	4.02	4.02	---	---	---	4.65	---	11	38	661
				March 2024	---	---	---	---	4.02	---	---	---	---	---	---	---	---
				June 2024	---	---	---	---	4.04	---	---	---	---	---	---	---	---
				September 2024	---	---	---	---	4.06	---	---	---	---	---	---	---	---
<b>GEK TERNA (CR)</b>				(Contract Size: 100 Securities, Physical Delivery)													
13.06	12.76	13	0.46%	December 2023	12.92	12.92	12.87	12.87	12.87	---	---	---	13.71	---	6	6	5,997
				March 2024	---	---	---	---	13.04	---	---	---	---	---	---	---	---
				June 2024	---	---	---	---	13.11	---	---	---	---	---	---	---	---
				September 2024	---	---	---	---	13.18	---	---	---	---	---	---	---	---
<b>HELLENIC EXCHANGES-A.S.E. (CR)</b>				(Contract Size: 100 Securities, Physical Delivery)													
4.64	4.505	4.59	0.99%	December 2023	4.61	4.61	4.52	4.58	4.58	---	---	---	5.13	---	12	70	8,451
				March 2024	---	---	---	---	4.58	---	---	---	---	---	---	---	---
				June 2024	---	---	---	---	4.61	---	---	---	---	---	---	---	---
				September 2024	---	---	---	---	4.63	---	---	---	---	---	---	---	---

Derivatives notes

Fixing prices and final open positions can be retrieved from the following path <http://www.helex.gr/el/web/guest/statistics-end-of-day-derivatives>

Underlying Asset				Derivatives Market													
Price max	Price min	Closing price	change	Delivery Month	Open price	Price max	Price min	Last price	Closing price	Last Bid	Last Ask	Fixing price*	Life high	Life low	Trades	Volume	Open Interest
<b>HELLENiQ ENERGY (CR)</b>				(Contract Size: 100 Securities, Physical Delivery)													
6.95	6.75	6.87	1.78%	December 2023	6.81	6.90	6.81	6.90	6.90	---	---	---	7.93	---	36	143	1,476
				March 2024	---	---	---	---	6.80	---	---	---	---	---	---	---	---
				June 2024	---	---	---	---	6.84	---	---	---	---	---	---	---	---
				September 2024	---	---	---	---	6.87	---	---	---	---	---	---	---	---
<b>INTRACOM HOLDINGS (CR)</b>				(Contract Size: 100 Securities, Physical Delivery)													
2.02	1.954	1.968	0.00%	December 2023	1.97	2.01	1.97	1.99	1.99	---	---	---	2.34	---	18	48	4,625
				March 2024	---	---	---	---	1.98	---	---	---	---	---	---	---	---
				June 2024	---	---	---	---	1.99	---	---	---	---	---	---	---	---
				September 2024	---	---	---	---	2.00	---	---	---	---	---	---	---	---
<b>INTRAKAT (CR)</b>				(Contract Size: 100 Securities, Physical Delivery)													
3.02	2.97	3	0.00%	December 2023	2.97	2.97	2.96	2.96	2.96	---	---	---	3.14	---	2	4	5,641
				March 2024	---	---	---	---	3.02	---	---	---	---	---	---	---	---
				June 2024	---	---	---	---	3.04	---	---	---	---	---	---	---	---
				September 2024	---	---	---	---	3.05	---	---	---	---	---	---	---	---
<b>JUMBO SA (CR)</b>				(Contract Size: 100 Securities, Physical Delivery)													
26.4	24.82	24.82	-3.87%	December 2023	24.19	24.19	23.76	23.76	23.76	---	---	---	28.13	---	15	43	572
				March 2024	---	---	---	---	26.02	---	---	---	---	---	---	---	---
				June 2024	---	---	---	---	26.16	---	---	---	---	---	---	---	---
				September 2024	---	---	---	---	26.29	---	---	---	---	---	---	---	---
<b>LAMDA DEVELOPMENT SA (CR)</b>				(Contract Size: 100 Securities, Physical Delivery)													
6.065	5.91	6.06	1.42%	December 2023	6.00	6.04	5.99	5.99	5.99	---	---	---	6.77	---	8	34	5,806
				March 2024	---	---	---	---	6.02	---	---	---	---	---	---	---	---
				June 2024	---	---	---	---	6.05	---	---	---	---	---	---	---	---
				September 2024	---	---	---	---	6.08	---	---	---	---	---	---	---	---
<b>MIG (CR)</b>				(Contract Size: 100 Securities, Physical Delivery)													
3.645	3.5	3.6	0.14%	December 2023	3.52	3.52	3.52	3.52	3.52	---	---	---	4.70	---	1	1	51
				March 2024	---	---	---	---	3.62	---	---	---	---	---	---	---	---
				June 2024	---	---	---	---	3.64	---	---	---	---	---	---	---	---
				September 2024	---	---	---	---	3.66	---	---	---	---	---	---	---	---
<b>MOTOR OIL (CR)</b>				(Contract Size: 100 Securities, Physical Delivery)													
22.88	22.26	22.76	2.15%	December 2023	22.68	22.87	22.68	22.87	22.87	---	---	---	24.10	---	6	10	1,092
				March 2024	---	---	---	---	22.45	---	---	---	---	---	---	---	---
				June 2024	---	---	---	---	22.58	---	---	---	---	---	---	---	---
				September 2024	---	---	---	---	22.69	---	---	---	---	---	---	---	---

Derivatives notes

Fixing prices and final open positions can be retrieved from the following path <http://www.helex.gr/el/web/guest/statistics-end-of-day-derivatives>

Underlying Asset				Derivatives Market													
Price max	Price min	Closing price	change	Delivery Month	Open price	Price max	Price min	Last price	Closing price	Last Bid	Last Ask	Fixing price*	Life high	Life low	Trades	Volume	Open Interest
<b>MYTILINEOS (CR)</b>				(Contract Size: 100 Securities, Physical Delivery)													
35.86	34.24	35.1	-0.51%	December 2023	35.99	35.99	34.45	35.24	35.24	---	---	---	38.12	---	206	463	2,526
				March 2024	---	---	---	---	35.56	---	---	---	---	---	---	---	---
				June 2024	---	---	---	---	35.75	---	---	---	---	---	---	---	---
				September 2024	---	---	---	---	35.93	---	---	---	---	---	---	---	---
<b>NATIONAL BANK (CR)</b>				(Contract Size: 100 Securities, Physical Delivery)													
5.604	5.45	5.45	-1.09%	December 2023	5.53	5.64	5.49	5.49	5.49	---	---	---	6.43	---	69	400	19,077
				March 2024	---	---	---	---	5.55	---	---	---	---	---	---	---	---
				June 2024	---	---	---	---	5.58	---	---	---	---	---	---	---	---
				September 2024	---	---	---	---	5.61	---	---	---	---	---	---	---	---
<b>OPAP (CR)</b>				(Contract Size: 100 Securities, Physical Delivery)													
15.47	15.16	15.2	-1.11%	December 2023	14.54	14.54	14.23	14.23	14.23	---	---	---	16.20	---	27	60	2,078
				March 2024	---	---	---	---	15.49	---	---	---	---	---	---	---	---
				June 2024	---	---	---	---	15.57	---	---	---	---	---	---	---	---
				September 2024	---	---	---	---	15.65	---	---	---	---	---	---	---	---
<b>OTE (CR)</b>				(Contract Size: 100 Securities, Physical Delivery)													
13.35	12.97	13.18	1.62%	December 2023	13.23	13.38	13.23	13.33	13.33	---	---	---	14.02	---	24	96	5,654
				March 2024	---	---	---	---	13.07	---	---	---	---	---	---	---	---
				June 2024	---	---	---	---	13.14	---	---	---	---	---	---	---	---
				September 2024	---	---	---	---	13.21	---	---	---	---	---	---	---	---
<b>P.P.A. S.A. (CR)</b>				(Contract Size: 100 Securities, Physical Delivery)													
21.1	20.8	21	0.48%	December 2023	---	---	---	---	21.16	---	---	---	22.35	---	---	---	207
				March 2024	---	---	---	---	21.06	---	---	---	---	---	---	---	---
				June 2024	---	---	---	---	21.18	---	---	---	---	---	---	---	---
				September 2024	---	---	---	---	21.28	---	---	---	---	---	---	---	---
<b>PIRAEUS FINANCIAL HOLD (CR)</b>				(Contract Size: 100 Securities, Physical Delivery)													
2.838	2.764	2.764	-1.29%	December 2023	2.81	2.85	2.78	2.79	2.79	---	---	---	3.36	---	153	1,737	73,828
				March 2024	---	---	---	---	2.82	---	---	---	---	---	---	---	---
				June 2024	---	---	---	---	2.84	---	---	---	---	---	---	---	---
				September 2024	---	---	---	---	2.85	---	---	---	---	---	---	---	---
<b>PPC (CR)</b>				(Contract Size: 100 Securities, Physical Delivery)													
9.645	9.28	9.485	2.21%	December 2023	9.39	9.70	9.39	9.50	9.50	---	---	---	10.69	---	188	1,172	20,196
				March 2024	---	---	---	---	9.35	---	---	---	---	---	---	---	---
				June 2024	---	---	---	---	9.40	---	---	---	---	---	---	---	---
				September 2024	---	---	---	---	9.45	---	---	---	---	---	---	---	---

Derivatives notes

Fixing prices and final open positions can be retrieved from the following path <http://www.helex.gr/el/web/guest/statistics-end-of-day-derivatives>

Underlying Asset				Derivatives Market													
Price max	Price min	Closing price	change	Delivery Month	Open price	Price max	Price min	Last price	Closing price	Last Bid	Last Ask	Fixing price*	Life high	Life low	Trades	Volume	Open Interest
<b>QUEST HOLDINGS (CR)</b>				(Contract Size: 100 Securities, Physical Delivery)													
5.11	5.03	5.05	-0.59%	December 2023	---	---	---	---	4.94	---	---	---	6.25	---	---	---	116
				March 2024	---	---	---	---	5.12	---	---	---	---	---	---	---	---
				June 2024	---	---	---	---	5.15	---	---	---	---	---	---	---	---
				September 2024	---	---	---	---	5.17	---	---	---	---	---	---	---	---
<b>TERNA ENERGY (CR)</b>				(Contract Size: 100 Securities, Physical Delivery)													
14.17	13.66	14.11	2.99%	December 2023	13.86	14.26	13.86	14.18	14.18	---	---	---	17.23	---	52	128	14,848
				March 2024	---	---	---	---	13.81	---	---	---	---	---	---	---	---
				June 2024	---	---	---	---	13.88	---	---	---	---	---	---	---	---
				September 2024	---	---	---	---	13.95	---	---	---	---	---	---	---	---
<b>TITAN CEMENT (CB)</b>				(Contract Size: 100 Securities, Physical Delivery)													
16.94	16.66	16.8	0.48%	December 2023	---	---	---	---	16.60	---	---	---	18.01	---	---	---	679
				March 2024	---	---	---	---	16.85	---	---	---	---	---	---	---	---
				June 2024	---	---	---	---	16.94	---	---	---	---	---	---	---	---
				September 2024	---	---	---	---	17.03	---	---	---	---	---	---	---	---
<b>VIOHALCO SA/NV (CB)</b>				(Contract Size: 100 Securities, Physical Delivery)													
4.78	4.65	4.705	0.64%	December 2023	4.70	4.81	4.66	4.71	4.71	---	---	---	6.66	---	27	102	4,908
				March 2024	---	---	---	---	4.71	---	---	---	---	---	---	---	---
				June 2024	---	---	---	---	4.74	---	---	---	---	---	---	---	---
				September 2024	---	---	---	---	4.76	---	---	---	---	---	---	---	---

Derivatives notes

Fixing prices and final open positions can be retrieved from the following path <http://www.helex.gr/el/web/guest/statistics-end-of-day-derivatives>

FTSE/Athex Large Cap

(Trade Unit: 1 Index Point x 2€ - Exercise Style: European, Cash Settlement)

Call Options														Put Options																					
November 2023							December 2023							Other Months		November 2023							December 2023							Other Months		Exercise Price			
Open price	Price max	Price min	Last price	Closing price	Volume	Open Interest	Open price	Price max	Price min	Last price	Closing price	Volume	Open Interest	Volume	Open Interest	Open price	Price max	Price min	Last price	Closing price	Volume	Open Interest	Open price	Price max	Price min	Last price	Closing price	Volume	Open Interest	Volume	Open Interest				
1,975	-	-	-	-	-	-	0.00	0.00	0.00	-	913.00	-	-	-	-	-	-	-	-	-	-	-	0.00	0.00	0.00	-	0.01	-	-	-	-	1,975			
2,000	-	-	-	-	-	-	0.00	0.00	0.00	-	889.00	-	-	-	-	-	-	-	-	-	-	-	0.00	0.00	0.00	-	0.01	-	-	-	-	2,000			
2,050	-	-	-	-	-	-	0.00	0.00	0.00	-	839.00	-	-	-	-	-	-	-	-	-	-	-	0.00	0.00	0.00	-	0.01	-	-	-	-	2,050			
2,100	-	-	-	-	-	-	0.00	0.00	0.00	-	789.00	-	-	-	-	-	-	-	-	-	-	-	0.00	0.00	0.00	-	0.02	-	-	-	-	2,100			
2,150	-	-	-	-	-	-	0.00	0.00	0.00	-	739.00	-	-	-	-	-	-	-	-	-	-	-	0.00	0.00	0.00	-	0.06	-	-	-	-	2,150			
2,200	-	-	-	-	-	-	0.00	0.00	0.00	-	689.00	-	-	-	-	-	-	-	-	-	-	-	0.00	0.00	0.00	-	0.15	-	-	-	-	2,200			
2,250	-	-	-	-	-	-	0.00	0.00	0.00	-	640.00	-	-	-	-	-	-	-	-	-	-	-	0.00	0.00	0.00	-	0.32	-	-	-	-	2,250			
2,300	-	-	-	-	-	-	0.00	0.00	0.00	-	590.00	-	-	-	-	-	-	-	-	-	-	-	0.00	0.00	0.00	-	0.67	-	-	-	-	2,300			
2,350	-	-	-	-	-	-	0.00	0.00	0.00	-	541.00	-	-	-	-	-	-	-	-	-	-	-	0.00	0.00	0.00	-	1.30	-	-	-	-	2,350			
2,400	-	-	-	-	-	-	0.00	0.00	0.00	-	492.00	-	-	-	-	-	-	-	-	-	-	-	0.00	0.00	0.00	-	2.40	-	-	-	-	2,400			
2,450	0.00	0.00	0.00	-	450.00	-	0.00	0.00	0.00	-	444.00	-	-	-	-	-	0.00	0.00	0.00	-	0.25	-	0.00	0.00	0.00	-	4.20	-	-	-	-	2,450			
2,500	0.00	0.00	0.00	-	400.00	-	0.00	0.00	0.00	-	397.00	-	-	-	-	-	0.00	0.00	0.00	-	0.65	-	0.00	0.00	0.00	-	7.10	-	-	-	-	2,500			
2,550	0.00	0.00	0.00	-	351.00	-	0.00	0.00	0.00	-	351.00	-	-	-	-	-	0.00	0.00	0.00	-	1.50	-	0.00	0.00	0.00	-	11.25	-	-	-	-	2,550			
2,600	0.00	0.00	0.00	-	303.00	-	0.00	0.00	0.00	-	308.00	-	-	-	-	-	0.00	0.00	0.00	-	3.30	-	0.00	0.00	0.00	-	17.50	-	-	-	-	2,600			
2,650	0.00	0.00	0.00	-	257.00	-	0.00	0.00	0.00	-	266.00	-	-	-	-	-	0.00	0.00	0.00	-	6.70	-	0.00	0.00	0.00	-	25.75	-	-	-	-	2,650			
2,700	0.00	0.00	0.00	-	212.00	-	0.00	0.00	0.00	-	227.00	-	-	-	40	-	0.00	0.00	0.00	-	12.25	-	0.00	0.00	0.00	-	36.75	-	-	-	-	2,700			
2,750	0.00	0.00	0.00	-	171.00	-	20	0.00	0.00	0.00	-	192.00	-	-	20	-	0.00	0.00	0.00	-	21.00	-	0.00	0.00	0.00	-	51.00	-	-	-	-	2,750			
2,800	0.00	0.00	0.00	-	134.00	-	20	0.00	0.00	0.00	-	159.00	-	20	-	71	-	0.00	0.00	0.00	-	34.00	-	0.00	0.00	0.00	-	68.50	-	-	-	-	2,800		
2,850	0.00	0.00	0.00	-	102.00	-	22	0.00	0.00	0.00	-	130.00	-	40	-	-	80.00	80.00	80.00	80.00	80.00	80.00	2	40	-	-	-	-	-	-	-	2,850			
2,900	0.00	0.00	0.00	-	75.00	-	47	126.00	126.00	126.00	126.00	126.00	20	20	-	40	101.00	101.00	101.00	101.00	101.00	101.00	20	40	-	-	-	-	-	-	-	2,900			
2,950	0.00	0.00	0.00	-	53.00	-	42	97.50	97.50	97.50	97.50	97.50	20	24	-	40	125.00	125.00	125.00	125.00	125.00	125.00	20	60	-	-	-	-	-	-	-	2,950			
3,000	0.00	0.00	0.00	-	36.50	-	45	0.00	0.00	0.00	-	65.50	-	60	-	60	0.00	0.00	0.00	-	136.00	-	0.00	0.00	0.00	-	174.00	-	40	-	-	3,000			
3,050	0.00	0.00	0.00	-	24.00	-	40	0.00	0.00	0.00	-	50.50	-	-	-	20	0.00	0.00	0.00	-	174.00	-	0.00	0.00	0.00	-	209.00	-	-	-	-	3,050			
3,100	0.00	0.00	0.00	-	15.25	-	102	0.00	0.00	0.00	-	38.50	-	-	-	21	0.00	0.00	0.00	-	215.00	-	0.00	0.00	0.00	-	247.00	-	-	-	-	3,100			
3,150	0.00	0.00	0.00	-	9.30	-	3	0.00	0.00	0.00	-	28.75	-	-	-	40	0.00	0.00	0.00	-	259.00	-	0.00	0.00	0.00	-	287.00	-	-	-	-	3,150			
3,200	0.00	0.00	0.00	-	5.50	-	-	0.00	0.00	0.00	-	21.25	-	-	-	-	0.00	0.00	0.00	-	305.00	-	0.00	0.00	0.00	-	329.00	-	-	-	-	3,200			
3,250	0.00	0.00	0.00	-	3.10	-	-	0.00	0.00	0.00	-	15.50	-	-	-	-	0.00	0.00	0.00	-	352.00	-	0.00	0.00	0.00	-	373.00	-	-	-	-	3,250			
3,300	0.00	0.00	0.00	-	1.70	-	-	0.00	0.00	0.00	-	11.00	-	-	-	-	0.00	0.00	0.00	-	401.00	-	0.00	0.00	0.00	-	419.00	-	-	-	-	3,300			
3,350	0.00	0.00	0.00	-	0.91	-	-	0.00	0.00	0.00	-	7.80	-	-	-	-	0.00	0.00	0.00	-	450.00	-	0.00	0.00	0.00	-	466.00	-	-	-	-	3,350			
3,400	0.00	0.00	0.00	-	0.46	-	-	0.00	0.00	0.00	-	5.40	-	-	-	-	0.00	0.00	0.00	-	500.00	-	0.00	0.00	0.00	-	513.00	-	-	-	-	3,400			
3,450	0.00	0.00	0.00	-	0.23	-	-	0.00	0.00	0.00	-	3.70	-	-	-	-	0.00	0.00	0.00	-	549.00	-	0.00	0.00	0.00	-	561.00	-	-	-	-	3,450			
3,500	-	-	-	-	-	-	0.00	0.00	0.00	-	2.50	-	-	-	-	-	0.00	0.00	0.00	-	-	-	0.00	0.00	0.00	-	610.00	-	-	-	-	3,500			
Totals:						0	341							40	164	0	0							0	352							42	180	0	0
Number of Trades:						0							2	0							0							3	0						

ALPHA SERVICES HOLD (CR)

(Contract Size: 100 Securities, Exercise Style: American, Physical Delivery)

Call Options															Put Options																							
November 2023							December 2023							Other Months		November 2023					December 2023					Other Months		Exercise Price										
Open price	Price max	Price min	Last price	Closing price	Volume	Open Interest	Open price	Price max	Price min	Last price	Closing price	Volume	Open Interest	Volume	Open Interest	Open price	Price max	Price min	Last price	Closing price	Volume	Open Interest	Open price	Price max	Price min	Last price	Closing price		Volume	Open Interest	Volume	Open Interest						
0.750					-	-	0.000	0.000	0.000	0.642	-	-				-	-	0.000	0.000	0.000	0.002	-	-				0.008								0.008			
0.800					-	-	0.000	0.000	0.000	0.592	-	-				-	-	0.000	0.000	0.000	0.001	-	-				0.008								0.008			
0.850	0.000	0.000	0.000	0.541	-	-	0.000	0.000	0.000	0.542	-	-				0.000	0.000	0.000	0.001	-	-				0.009									0.009				
0.900	0.000	0.000	0.000	0.491	-	-	0.000	0.000	0.000	0.493	-	-				0.000	0.000	0.000	0.002	-	-				0.009									0.009				
0.950	0.000	0.000	0.000	0.441	-	-	0.000	0.000	0.000	0.443	-	-				0.000	0.000	0.000	0.001	-	-				0.010									0.010				
1.000	0.000	0.000	0.000	0.391	-	-	0.000	0.000	0.000	0.393	-	-				0.000	0.000	0.000	0.001	-	-				0.010									0.010				
1.100	0.000	0.000	0.000	0.293	-	-	0.000	0.000	0.000	0.297	-	-				0.000	0.000	0.000	0.001	-	-				0.011									0.011				
1.200	0.000	0.000	0.000	0.199	-	-	0.000	0.000	0.000	0.209	-	-				0.000	0.000	0.000	0.008	-	-				0.012									0.012				
1.300	0.000	0.000	0.000	0.120	-	-	0.000	0.000	0.000	0.134	-	-				0.000	0.000	0.000	0.028	-	-				0.013									0.013				
1.400	0.000	0.000	0.000	0.062	-	-	0.000	0.000	0.000	0.078	-	-				0.000	0.000	0.000	0.071	-	-				0.014									0.014				
1.500	0.000	0.000	0.000	0.028	-	-	0.000	0.000	0.000	0.042	-	-				0.000	0.000	0.000	0.136	-	-				0.015									0.015				
1.600	0.000	0.000	0.000	0.010	-	-	0.000	0.000	0.000	0.020	-	-				0.000	0.000	0.000	0.219	-	-				0.016									0.016				
1.700	0.000	0.000	0.000	0.003	-	-	0.000	0.000	0.000	0.009	-	-				0.000	0.000	0.000	0.312	-	-				0.017									0.017				
1.800	0.000	0.000	0.000	0.001	-	-	0.000	0.000	0.000	0.004	-	-				0.000	0.000	0.000	0.410	-	-				0.018									0.018				
1.900	0.000	0.000	0.000	0.001	-	-	0.000	0.000	0.000	0.001	-	-				0.000	0.000	0.000	0.510	-	-				0.019									0.019				
2.000	0.000	0.000	0.000	0.002	-	-	0.000	0.000	0.000	0.001	-	-				0.000	0.000	0.000	0.610	-	-				0.020									0.020				
2.200	0.000	0.000	0.000	0.001	-	-	0.000	0.000	0.000	0.001	-	-				0.000	0.000	0.000	0.810	-	-				0.022									0.022				
2.400					-	-	0.000	0.000	0.000	0.001	-	-				-	-	0.000	0.000	0.000	1.01	-	-				0.024								0.024			
Totals:					0	0							0	0	0							0	0							0	0							0
Number of Trades:					0								0	0									0.00							0							0	



OPAP (CR)

(Contract Size: 100 Securities, Exercise Style: American, Physical Delivery)

Call Options														Put Options																			
Exercise Price	November 2023						December 2023						Other Months		November 2023						December 2023						Other Months		Exercise Price				
	Open price	Price max	Price min	Last price	Closing price	Volume	Open Interest	Open price	Price max	Price min	Last price	Closing price	Volume	Open Interest	Volume	Open Interest	Open price	Price max	Price min	Last price	Closing price	Volume	Open Interest	Open price	Price max	Price min	Last price	Closing price		Volume	Open Interest	Volume	Open Interest
9.200						-	-	0.000	0.000	0.000		6.20	-	-			-	-	0.000	0.000	0.000		0.001	-	-			-	-			0.092	
9.600						-	-	0.000	0.000	0.000		5.80	-	-			-	-	0.000	0.000	0.000		0.001	-	-			-	-			0.096	
10.000	0.000	0.000	0.000		5.38	-	-	0.000	0.000	0.000		5.40	-	-			0.000	0.000	0.000		0.001	-	-			0.000	0.000	0.000		0.001	-	-	0.100
11.000	0.000	0.000	0.000		4.38	-	-	0.000	0.000	0.000		4.40	-	-			0.000	0.000	0.000		0.001	-	-			0.000	0.000	0.000		0.001	-	-	0.110
12.000	0.000	0.000	0.000		3.39	-	-	0.000	0.000	0.000		3.40	-	-			0.000	0.000	0.000		0.001	-	-			0.000	0.000	0.000		0.002	-	-	0.120
13.000	0.000	0.000	0.000		2.40	-	-	0.000	0.000	0.000		2.43	-	-			0.000	0.000	0.000		0.010	-	-			0.000	0.000	0.000		0.020	-	-	0.130
14.000	0.000	0.000	0.000		1.47	-	-	0.000	0.000	0.000		1.52	-	-			0.000	0.000	0.000		0.083	-	-			0.000	0.000	0.000		0.116	-	-	0.140
15.000	0.000	0.000	0.000		0.730	-	-	0.000	0.000	0.000		0.806	-	-			0.000	0.000	0.000		0.342	-	10			0.000	0.000	0.000		0.396	-	-	0.150
16.000	0.000	0.000	0.000		0.283	-	-	0.000	0.000	0.000		0.351	-	-			0.000	0.000	0.000		0.896	-	-			0.000	0.000	0.000		0.942	-	-	0.160
17.000	0.000	0.000	0.000		0.081	-	-	0.000	0.000	0.000		0.122	-	-			0.000	0.000	0.000		1.70	-	-			0.000	0.000	0.000		1.72	-	-	0.170
18.000	0.000	0.000	0.000		0.018	-	-	0.000	0.000	0.000		0.034	-	-			0.000	0.000	0.000		2.64	-	-			0.000	0.000	0.000		2.64	-	-	0.180
19.000	0.000	0.000	0.000		0.003	-	-	0.000	0.000	0.000		0.008	-	-			0.000	0.000	0.000		3.63	-	-			0.000	0.000	0.000		3.63	-	-	0.190
20.000	0.000	0.000	0.000		0.001	-	-	0.000	0.000	0.000		0.001	-	-			0.000	0.000	0.000		4.63	-	-			0.000	0.000	0.000		4.63	-	-	0.200
22.000	0.000	0.000	0.000		0.001	-	-	0.000	0.000	0.000		0.001	-	-			0.000	0.000	0.000		6.63	-	-			0.000	0.000	0.000		6.63	-	-	0.220
24.000	0.000	0.000	0.000		0.001	-	-	0.000	0.000	0.000		0.001	-	-			0.000	0.000	0.000		8.63	-	-			0.000	0.000	0.000		8.63	-	-	0.240
Totals:						0	0						0	0	0	0						10						0	0	0	0		
Number of Trades:						0							0		0							0.00						0		0			



OTE (CR)

(Contract Size: 100 Securities, Exercise Style: American, Physical Delivery)

Exercise Price	Call Options													Put Options																			
	November 2023						December 2023						Other Months		November 2023						December 2023						Other Months		Exercise Price				
	Open price	Price max	Price min	Last price	Closing price	Volume	Open Interest	Open price	Price max	Price min	Last price	Closing price	Volume	Open Interest	Volume	Open Interest	Open price	Price max	Price min	Last price	Closing price	Volume	Open Interest	Open price	Price max	Price min	Last price	Closing price		Volume	Open Interest	Volume	Open Interest
9.200	0.000	0.000	0.000		3.78	-	-	0.000	0.000	0.000		3.80	-	-			0.000	0.000	0.000		0.001	-	-	0.000	0.000	0.000		0.001		-	-		
9.600	0.000	0.000	0.000		3.38	-	-	0.000	0.000	0.000		3.40	-	-			0.000	0.000	0.000		0.001	-	-	0.000	0.000	0.000		0.001	-	-			0.096
10.000	0.000	0.000	0.000		2.98	-	-	0.000	0.000	0.000		3.00	-	-			0.000	0.000	0.000		0.001	-	-	0.000	0.000	0.000		0.001	-	-			0.100
11.000	0.000	0.000	0.000		1.98	-	-	0.000	0.000	0.000		2.01	-	-			0.000	0.000	0.000		0.001	-	-	0.000	0.000	0.000		0.012	-	-			0.110
12.000	0.000	0.000	0.000		1.01	-	-	0.000	0.000	0.000		1.11	-	-			0.000	0.000	0.000		0.023	-	-	0.000	0.000	0.000		0.108	-	-			0.120
13.000	0.000	0.000	0.000		0.278	-	-	0.000	0.000	0.000		0.460	-	-			0.000	0.000	0.000		0.294	-	2	0.000	0.000	0.000		0.457	-	-			0.130
14.000	0.000	0.000	0.000		0.029	-	5	0.000	0.000	0.000		0.134	-	-			0.000	0.000	0.000		1.05	-	-	0.000	0.000	0.000		1.13	-	-			0.140
15.000	0.000	0.000	0.000		0.001	-	-	0.000	0.000	0.000		0.027	-	5			0.000	0.000	0.000		2.03	-	5	0.000	0.000	0.000		2.04	-	-			0.150
16.000	0.000	0.000	0.000		0.001	-	-	0.000	0.000	0.000		0.004	-	-			0.000	0.000	0.000		3.03	-	-	0.000	0.000	0.000		3.03	-	-			0.160
17.000	0.000	0.000	0.000		0.001	-	-	0.000	0.000	0.000		0.001	-	-			0.000	0.000	0.000		4.03	-	-	0.000	0.000	0.000		4.03	-	-			0.170
18.000	0.000	0.000	0.000		0.001	-	-	0.000	0.000	0.000		0.001	-	-			0.000	0.000	0.000		5.03	-	-	0.000	0.000	0.000		5.03	-	-			0.180
19.000	0.000	0.000	0.000		0.001	-	-	0.000	0.000	0.000		0.001	-	-			0.000	0.000	0.000		6.03	-	-	0.000	0.000	0.000		6.03	-	-			0.190
20.000						-	-	0.000	0.000	0.000		0.001	-	-								-	-	0.000	0.000	0.000		7.03	-	-			0.200
22.000						-	-	0.000	0.000	0.000		0.001	-	-								-	-	0.000	0.000	0.000		9.03	-	-			0.220
Totals:						0	5						0	5	0	0						0	7					0	0	0	0		
Number of Trades:						0							0		0							0.00						0		0			

PIRAEUS FINANCIAL HOLD (CR)

(Contract Size: 100 Securities, Exercise Style: American, Physical Delivery)

Call Options														Put Options																				
November 2023							December 2023							Other Months		November 2023							December 2023							Other Months				
Exercise Price	Open price	Price max	Price min	Last price	Closing price	Volume	Open Interest	Open price	Price max	Price min	Last price	Closing price	Volume	Open Interest	Volume	Open Interest	Open price	Price max	Price min	Last price	Closing price	Volume	Open Interest	Open price	Price max	Price min	Last price	Closing price	Volume	Open Interest	Volume	Open Interest	Exercise Price	
0.950						-	-	0.000	0.000	0.000		1.85	-	-			-	-	0.000	0.000	0.000		0.001	-	-								0.010	
1.000						-	-	0.000	0.000	0.000		1.80	-	-			-	-	0.000	0.000	0.000		0.001	-	-								0.010	
1.100						-	-	0.000	0.000	0.000		1.70	-	-			-	-	0.000	0.000	0.000		0.001	-	-								0.011	
1.200						-	-	0.000	0.000	0.000		1.60	-	-			-	-	0.000	0.000	0.000		0.001	-	-								0.012	
1.300						-	-	0.000	0.000	0.000		1.50	-	-			-	-	0.000	0.000	0.000		0.001	-	-								0.013	
1.400						-	-	0.000	0.000	0.000		1.40	-	-			-	-	0.000	0.000	0.000		0.001	-	-								0.014	
1.500						-	-	0.000	0.000	0.000		1.30	-	-			-	-	0.000	0.000	0.000		0.001	-	-								0.015	
1.600						-	-	0.000	0.000	0.000		1.20	-	-			-	-	0.000	0.000	0.000		0.001	-	-								0.016	
1.700						-	-	0.000	0.000	0.000		1.10	-	-			-	-	0.000	0.000	0.000		0.001	-	-								0.017	
1.800	0.000	0.000	0.000		1.00	-	-	0.000	0.000	0.000		1.01	-	-			0.000	0.000	0.000		0.001	-	-	0.000	0.000	0.000		0.001	-	-				0.018
1.900	0.000	0.000	0.000		0.902	-	-	0.000	0.000	0.000		0.906	-	-			0.000	0.000	0.000		0.001	-	-	0.000	0.000	0.000		0.001	-	-				0.019
2.000	0.000	0.000	0.000		0.802	-	-	0.000	0.000	0.000		0.807	-	-			0.000	0.000	0.000		0.002	-	-	0.000	0.000	0.000		0.002	-	-				0.020
2.200	0.000	0.000	0.000		0.604	-	-	0.000	0.000	0.000		0.616	-	-			0.000	0.000	0.000		0.001	-	-	0.000	0.000	0.000		0.010	-	-				0.022
2.400	0.000	0.000	0.000		0.412	-	-	0.000	0.000	0.000		0.440	-	-			0.000	0.000	0.000		0.009	-	-	0.000	0.000	0.000		0.034	-	-				0.024
2.600	0.000	0.000	0.000		0.244	-	2	0.000	0.000	0.000		0.292	-	4			0.000	0.000	0.000		0.041	-	-	0.000	0.000	0.000		0.085	-	-				0.026
2.800	0.000	0.000	0.000		0.120	-	-	0.000	0.000	0.000		0.177	-	-			0.000	0.000	0.000		0.117	-	-	0.000	0.000	0.000		0.170	-	-				0.028
3.000	0.000	0.000	0.000		0.049	-	-	0.000	0.000	0.000		0.101	-	-			0.000	0.000	0.000		0.246	-	-	0.000	0.000	0.000		0.294	-	-				0.030
3.200	0.000	0.000	0.000		0.017	-	-	0.000	0.000	0.000		0.052	-	-			0.000	0.000	0.000		0.414	-	-	0.000	0.000	0.000		0.445	-	-				0.032
3.400	0.000	0.000	0.000		0.005	-	-	0.000	0.000	0.000		0.026	-	-			0.000	0.000	0.000		0.602	-	-	0.000	0.000	0.000		0.619	-	-				0.034
3.600	0.000	0.000	0.000		0.001	-	-	0.000	0.000	0.000		0.012	-	-			0.000	0.000	0.000		0.800	-	-	0.000	0.000	0.000		0.806	-	-				0.036
3.800	0.000	0.000	0.000		0.001	-	-	0.000	0.000	0.000		0.005	-	-			0.000	0.000	0.000		1.00	-	-	0.000	0.000	0.000		1.00	-	-				0.038
4.000	0.000	0.000	0.000		0.001	-	-	0.000	0.000	0.000		0.002	-	-			0.000	0.000	0.000		1.20	-	-	0.000	0.000	0.000		1.20	-	-				0.040
4.400	0.000	0.000	0.000		0.001	-	-	0.000	0.000	0.000		0.001	-	-			0.000	0.000	0.000		1.60	-	-	0.000	0.000	0.000		1.60	-	-				0.044
4.800	0.000	0.000	0.000		0.001	-	-	0.000	0.000	0.000		0.001	-	-			0.000	0.000	0.000		2.00	-	-	0.000	0.000	0.000		2.00	-	-				0.048
5.200						-	-	0.000	0.000	0.000		0.001	-	-			-	-	0.000	0.000	0.000		2.40	-	-								0.052	
Totals:						0	2						0	4	0	0						0	0						0	0	0	0		
Number of Trades:						0							0		0							0.00							0		0			

PPC (CR)

(Contract Size: 100 Securities, Exercise Style: American, Physical Delivery)

Call Options														Put Options																		
November 2023							December 2023							Other Months		November 2023							December 2023							Other Months		Exercise Price
Open price	Price max	Price min	Last price	Closing price	Volume	Open Interest	Open price	Price max	Price min	Last price	Closing price	Volume	Open Interest	Volume	Open Interest	Open price	Price max	Price min	Last price	Closing price	Volume	Open Interest	Open price	Price max	Price min	Last price	Closing price	Volume	Open Interest	Volume	Open Interest	
4.400					-	-	0.000	0.000	0.000		4.89	-	-			-	-	0.000	0.000	0.000		0.001	-	-			-	-			0.044	
4.800					-	-	0.000	0.000	0.000		4.49	-	-			-	-	0.000	0.000	0.000		0.001	-	-			-	-			0.048	
5.200					-	-	0.000	0.000	0.000		4.09	-	-			-	-	0.000	0.000	0.000		0.001	-	-			-	-			0.052	
5.600					-	-	0.000	0.000	0.000		3.70	-	-			-	-	0.000	0.000	0.000		0.001	-	-			-	-			0.056	
6.000					-	-	0.000	0.000	0.000		3.30	-	-			-	-	0.000	0.000	0.000		0.001	-	-			-	-			0.060	
6.400					-	-	0.000	0.000	0.000		2.90	-	-			-	-	0.000	0.000	0.000		0.001	-	-			-	-			0.064	
6.800	0.000	0.000	0.000		2.49	-	-	0.000	0.000	0.000		2.50	-	-		0.000	0.000	0.000		0.001	-	-		0.000	0.000	0.000		0.003	-	-		0.068
7.200	0.000	0.000	0.000		2.09	-	-	0.000	0.000	0.000		2.11	-	-		0.000	0.000	0.000		0.001	-	-		0.000	0.000	0.000		0.012	-	-		0.072
7.600	0.000	0.000	0.000		1.69	-	-	0.000	0.000	0.000		1.73	-	-		0.000	0.000	0.000		0.003	-	-		0.000	0.000	0.000		0.033	-	-		0.076
8.000	0.000	0.000	0.000		1.30	-	-	0.000	0.000	0.000		1.38	-	-		0.000	0.000	0.000		0.014	-	-		0.000	0.000	0.000		0.076	-	-		0.080
8.400	0.000	0.000	0.000		0.939	-	-	0.000	0.000	0.000		1.06	-	-		0.000	0.000	0.000		0.049	-	-		0.000	0.000	0.000		0.155	-	-		0.084
8.800	0.000	0.000	0.000		0.623	-	-	0.000	0.000	0.000		0.781	-	-		0.000	0.000	0.000		0.132	-	20		0.000	0.000	0.000		0.277	-	-		0.088
9.200	0.000	0.000	0.000		0.376	-	-	0.000	0.000	0.000		0.552	-	-		0.000	0.000	0.000		0.285	-	25		0.000	0.000	0.000		0.448	-	-		0.092
9.600	0.300	0.300	0.300	0.300	0.300	2	-	0.000	0.000	0.000		0.374	-	4		0.000	0.000	0.000		0.513	-	-		0.000	0.000	0.000		0.669	-	-		0.096
10.000	0.145	0.145	0.145	0.145	0.145	2	10	0.000	0.000	0.000		0.242	-	4		0.000	0.000	0.000		0.807	-	-		0.000	0.000	0.000		0.938	-	-		0.100
11.000	0.000	0.000	0.000		0.010	-	-	0.000	0.000	0.000		0.071	-	-		0.000	0.000	0.000		1.72	-	-		0.000	0.000	0.000		1.77	-	-		0.110
12.000	0.000	0.000	0.000		0.001	-	-	0.000	0.000	0.000		0.016	-	-		0.000	0.000	0.000		2.72	-	-		0.000	0.000	0.000		2.72	-	-		0.120
13.000	0.000	0.000	0.000		0.001	-	-	0.000	0.000	0.000		0.003	-	-		0.000	0.000	0.000		3.72	-	-		0.000	0.000	0.000		3.72	-	-		0.130
14.000	0.000	0.000	0.000		0.001	-	-	0.000	0.000	0.000		0.001	-	-		0.000	0.000	0.000		4.72	-	-		0.000	0.000	0.000		4.72	-	-		0.140
15.000	0.000	0.000	0.000		0.001	-	-	0.000	0.000	0.000		0.001	-	-		0.000	0.000	0.000		5.72	-	-		0.000	0.000	0.000		5.72	-	-		0.150
16.000					-	-	0.000	0.000	0.000		0.001	-	-			-	-	0.000	0.000	0.000		6.72	-	-			-	-			0.160	
Totals:					4	10						0	8	0	0		4	45					0	0	0	0	0	0	0	0	0	0
Number of Trades:					2							0	0	0		0.00							0					0				

Lending Products	Underlying Title	Multilateral Transactions[1]					Bilateral Transactions[2]		Stock Borrowing through OTC (volume)[3]
		Open Interest[5]	Volume(Offered)	Average Weighted	Transactions volume	Average Weighted	Transactions Volume	Average Weighted	Transactions Volume
ADMIEBOR	ADMIE (IPTO) HOLDING S.A. (CR)	---	---	---	---	---	---	188,669	
AEGNBOR	AEGEAN AIRLINES (CR)	600	---	---	---	---	---	175,037	
ALPHABOR	ALPHA SERVICES HOLD (CR)	---	---	---	23,070	5.30%	---	58,673,679	
OTOELBOR	AUTOHELLAS SA (CR)	2,000	---	---	---	---	---	146,898	
AVAXBOR	AVAX S.A. (CR)	---	---	---	---	---	---	---	
EEEBOR	CC HBC AG (CR)	6,989	---	---	2,458	6.08%	---	47,768	
CENERBOR	CENERGY HOLDINGS (CB)	790	---	---	---	---	---	50,815	
ELLAKTORBOR	ELLAKTOR (CR)	7,681	---	---	---	---	---	50,582	
ELHABOR	ELVALHALCOR (CR)	788	---	---	490	4.88%	---	66,887	
EUROBBOR	EUROBANK HOLDINGS (CR)	15,000	---	---	---	---	---	34,120,608	
EYDAPBOR	EYDAP S.A. (CR)	845	---	---	---	---	---	231,962	
FFGRPBOR	FOLLI FOLLIE (CR)	---	---	---	---	---	---	886,279	
FOYRKBOR	FOURLIS (CR)	230	---	---	---	---	---	11,123	
GEKTERNABOR	GEK TERNA (CR)	---	---	---	---	---	---	4,698	
SARBOR	GR. SARANTIS S.A. (CR)	1,947	---	---	2	7.63%	300	4.75%	38,679
EXAEBOR	HELLENIC EXCHANGES-A.S.E. (CR)	5,450	---	---	---	---	---	167,047	
ELPEBOR	HELLENIQ ENERGY (CR)	3,200	---	---	---	---	---	269,936	
INTRKBOR	INTRACOM HOLDINGS (CR)	---	---	---	---	---	---	---	
INKATBOR	INTRAKAT (CR)	---	---	---	---	---	---	---	
BELABOR	JUMBO SA (CR)	2,575	---	---	---	---	---	196,303	
LAMDABOR	LAMDA DEVELOPMENT SA (CR)	400	---	---	---	---	---	558,547	
MIGBOR	MIG (CR)	1,661	---	---	---	---	---	40,179	
MOHBOR	MOTOR OIL (CR)	23,081	---	---	1,220	4.88%	---	478,803	
MYTILBOR	MYTILINEOS (CR)	7,261	---	---	---	---	---	124,528	
ETEBOR	NATIONAL BANK (CR)	---	---	---	---	---	---	10,506,051	
OPAPBOR	OPAP (CR)	2,000	---	---	2,400	4.88%	---	1,567,417	
HTOBOR	OTE (CR)	1,750	---	---	---	---	---	1,677,092	
PPABOR	P.P.A. S.A. (CR)	500	---	---	---	---	---	67,981	
TPEIRBOR	PIRAEUS FINANCIAL HOLD (CR)	5,000	---	---	---	---	---	1,371,061	
PPCBOR	PPC (CR)	2,000	---	---	---	---	---	1,278,881	
QUALBOR	QUALITY & RELIABILITY SA (CR)	---	---	---	---	---	---	---	

## Stock Lending Notes

[1] - Multilateral contracts Lending or Borrowing as per Methods 8-1, 8-2 and 8-3-3 (According to ATHEX BoD Resolution No.17)

[2] - Bilateral Contracts Lending or Borrowing as per Methods 8-3-1 and 8-3-2 (According to ATHEX BoD Resolution No.20 )

[3] - The information concerning OTC Stock Borrowing Transactions is based on the statements of the Dematerialised Securities System (DSS) operators involved and refers to volumes that have been registered up until the previous working day.

[4] - Average Price (Volume weighted)

[5] - The Data concerning Open Interest before the start of trading session

Lending Products	Underlying Title	Open Interest[5]	Multilateral Transactions[1]				Bilateral Transactions[2]		Stock Borrowing through OTC (volume)[3]	
			Volume(Offered)	Average Weighted	Transactions volume	Average Weighted	Transactions Volume	Average Weighted	Transactions Volume	
QUESTBOR	QUEST HOLDINGS (CR)	359	---	---	---	---	---	---	46,564	
TENERGYBOR	TERNA ENERGY (CR)	---	---	---	900	5.13%	---	---	291,600	
TITCBOR	TITAN CEMENT (CB)	2,368	---	---	---	---	---	---	231,520	
VIOBOR	VIOHALCO SA/NV (CB)	744	---	---	---	---	---	---	---	

## Stock Lending Notes

[1] - Multilateral contracts Lending or Borrowing as per Methods 8-1, 8-2 and 8-3-3 (According to ATHEX BoD Resolution No.17)

[2] - Bilateral Contracts Lending or Borrowing as per Methods 8-3-1 and 8-3-2 (According to ATHEX BoD Resolution No.20 )

[3] - The information concerning OTC Stock Borrowing Transactions is based on the statements of the Dematerialised Securities System (DSS) operators involved and refers to volumes that have been registered up until the previous working day.

[4] - Average Price (Volume weighted)

[5] - The Data concerning Open Interest before the start of trading session

## Sectors codification for listed companies

12003-	ETF	10101010	Computer Services
10101015	Software	10102030	Computer Hardware
15101010	Telecommunications Equipment	15102015	Telecommunications Services
20101010	Health Care Facilities	20101025	Health Care Services
20102010	Medical Equipment	20103015	Pharmaceuticals
30101010	Banks	30202000	Diversified Financial Services
30202010	Asset Managers & Custodians	30202015	Investment Services
30204000	Closed End Investments	30302010	Full Line Insurance
30302015	Insurance Brokers	30302025	Property and Casualty Insurance
35101010	Real Estate Holding and Development	35101015	Real Estate Services
35102000	Diversified REITs	35102030	Office REITs
40201040	Rental & Leasing Services: Consumer	40202010	Home Construction
40202015	Household Furnishings	40202020	Household Appliance
40203040	Electronic Entertainment	40204020	Clothing & Accessories
40301010	Entertainment	40301030	Publishing
40301035	Radio & TV Broadcasters	40401010	Diversified Retailers
40401020	Apparel Retailers	40401025	Home Improvement Retailers
40401030	Specialty Retailers	40501010	Airlines
40501015	Travel & Tourism	40501020	Casinos & Gambling
40501025	Hotels & Motels	45101015	Distillers & Vintners
45101020	Soft Drinks	45102010	Farming Fishing Ranching & Plantations
45102020	Food Products	45103010	Tobacco
45201010	Food Retailers & Wholesalers	45201020	Personal Products
50101010	Construction	50101020	Building Roof/Wallboard and Plumbing
50101030	Cement	50101035	Building Materials: Other
50202010	Electrical Components	50203000	Diversified Industrials
50203015	Plastics	50203030	Containers & Packaging
50204000	Machinery: Industrial	50204020	Machinery: Construction & Handling
50205010	Industrial Suppliers	50205020	Back Office Support HR & Consulting
50205030	Forms & Bulk Printing Services	50206015	Commercial Vehicles & Parts
50206030	Marine Transportation	50206060	Transportation Services
55101000	Diversified Materials	55101020	Textile Products
55102000	General Mining	55102010	Iron & Steel
55102015	Metal Fabricating	55102035	Aluminum
60101020	Oil Refining and Marketing	65101010	Alternative Electricity
65101015	Conventional Electricity	65102030	Water



**ATHEX**  
Athens Stock Exchange

Λεωφ. Αθηνών 110 104 42 Αθήνα  
110, Athinon Ave. GR 104 42 Athens  
tel. (+30)210-33.66.800, fax (+30)210-33.66.101  
[www.athexgroup.gr](http://www.athexgroup.gr)