


23

Ημερήσιο Δελτίο
Συναλλακτικής Δραστηριότητας

Daily Official List
of Trading Activity

Thursday, 26 October, 2023
Year: 144 Trading Day No: 205



ATHEXGROUP
Athens Exchange Group

Disclaimer:

Hellenic Exchanges-Athens Stock Exchange S.A endeavours to ensure that the data and other material ("Information") presented on the Daily Official List are accurate and complete, but it is not liable for any errors or omissions of data or /and for the accuracy, credibility, updating and completeness of the aforesaid information nor it has any liability arising directly or indirectly from the use of the above Information.

The Company is not liable for the accuracy of the data included in listed companies' announcements. Only the sender of such an announcement is fully and solely liable for any infringement of third party's rights from the content of such announcement. All contents of the Daily Official List are provided only for information purposes and do not constitute investment advice or solicitation to invest in securities or other products listed for trading on the Exchange.

You acknowledge and agree that the Company is the owner of any property rights related to any Information appearing on the Daily Official List including intellectual property rights copyright, trademarks, etc.

The above data are a property of the Hellenic Exchanges-Athens Exchange and are copyright protected. Users are forbidden to reproduce, modify, copy, sale, transmit or redistribute, by all reproduction means and methods, part or the whole of the above data, without reference to their source.

The commercial exploitation of these data is, also, forbidden by third parties. Hellenic Exchanges-Athens Exchange does not carry any responsibility, direct or indirect, derived from usage or accidental alteration of the above data when used by third parties.

Hellenic Exchanges – Athens Stock Exchange S.A.

110 Athinon Ave., 10442 Athens, Tel: (210) 33.66.800, Fax: (210) 32.13.938

www.athexgroup.gr

Thessalonica Stock Exchange Center (T.S.E.C)

16-18 Katouni Str., Thessalonica 546 25 Tel: (2310) 567.667, Fax: (2310) 530.545

Athex Members Guarantee Fund

14-16 Fidiou Str., Athens 106 78, Tel: (210) 33.04.682, Fax: (210) 33.04.155

Hellenic Republic Capital Market Commission

1 Kolokotroni Str. & 1 Stadiou Str., Athens 10562 Tel: (210) 33.77.100 Fax: (210) 33.77.173

Table of Contents

Section 1: Statistical Figures of Securities, Derivatives and Lending

Summary of Markets

Athex Indices

Analytic Figures for Athex Market's Boards and Categories

Trading Details by Athex Sectors and Financial Instruments (ETFs)

Top 10 best & worst performing Shares

Derivatives Summary

Section 2: Analytic Figures of Shares Transactions

Analytic Figures of Shares Transactions

Shares' Notes

Section 3: Figures of Securities Transactions

Securities Blocks Details

Shares Rights Details

Stock Borrowing

Forced Sales Details

Forced Sales Registered Shares

Exchange Traded Funds (ETFs) Characteristics

Section 5: Bonds traded in Fixed Income Assets Market

Convertible Corporate Bonds - Regulated Market

Non Convertible Corporate Bonds - Regulated Market

Government Bonds

Treasury Bills & Zero Coupon Government Bonds

Government Bonds Traded with the Open Outcry Method

State Banks Bonds

Section 6: Additional Infos

Athex & ATHEXClear Members List

List of Stocks under Market Making operations

Section 7: Derivatives Market Analytic Figures

Index Futures

Stock Futures

Index Options

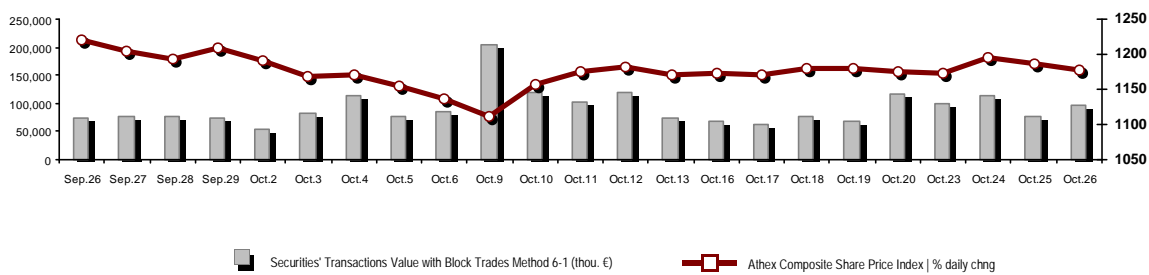
Stock Options

Stock Lending Analytic Figures

Appendix A: Sectors codification for listed companies

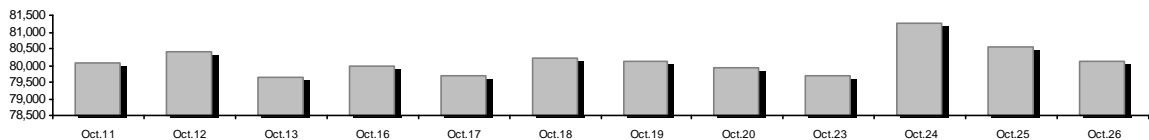
Summary of Markets

Athex Composite Share Price Index vs Shares and Derivatives Transactions Value

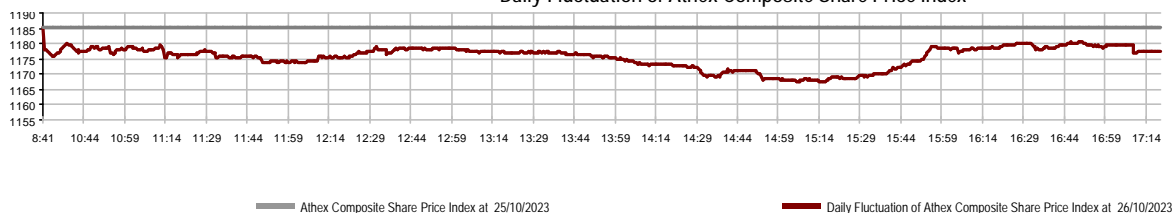


Athex Capitalisation (mill. €) **: 80,132.48	Derivatives Total Open Interest 440,905
Daily change: mill. € % -415.70 -0.52%	in Index Futures % daily chng 5,084 0.89%
Yearly Avg Capitalisation: mill. € % chng prev year Avg 79,390.98 25.90%	in Stock Futures % daily chng 434,177 -1.81%
Athex Composite Share Price Index % daily chng 1,177.39 -0.66%	in Index Options % daily chng 933 11.74%
Athex Composite Share Price Index Capitalisation (mill. €) 72,620.51	in Stock Options % daily chng 711 0.00%
Daily change (mill. €) -430.03	
Securities' Transactions Value with Block Trades Method 6-1 (t 96,482.84	Derivatives Contracts Volume: 43,883
Daily change: % 19,682.62 25.63%	Daily change: pieces % 15,608 55.20%
YtD Avg Trans. Value: thou. € % chng prev year Avg 104,383.16 44.47%	YtD Avg Derivatives Contracts % chng prev year Avg 45,307 31.89%
Blocks Transactions Value of Method 6-1 (thou. €) 17,304.62	Derivatives Trades Number: 2,165
Blocks Transactions Value of Method 6-2 & 6-3 (thou. €) 0.00	Daily change: number % 700 47.78%
Bonds Transactions Value (thou.€) 218.84	YtD Avg Trades number % chng prev year Avg 2,377 15.69%
Securities' Transactions Volume with Block Trades Method 6-1 (tho 24,602.29	Lending Total Open Interest 111,391
Daily change: thou. pieces % 6,975.92 39.58%	Daily change: pieces % 300 0.27%
YtD Avg Volume: % chng prev year Avg 33,518.12 18.23%	Lending Volume (Multilateral/Bilateral) 100
Blocks Transactions Volume of Method 6-1 (thou. Pieces) 3,085.06	Daily change: pieces % -200
Blocks Transactions Volume of Method 6-2 & 6-3 (thou. Pieces) 0.00	Multilateral Lending 100
Bonds Transactions Volume 233,000	Bilateral Lending 0
Securities' Trades Number with Block Trades Method 6-1 36,709	Lending Trades Number: 1
Daily change: number % 6,651 22.13%	Daily change: % 0
YtD Avg Trades number % chng prev year Avg 36,293 23.38%	Multilateral Lending Trades Number 1
Number of Blocks Method 6-1 26	Bilateral Lending Trades Number 0
Number of Blocks Method 6-2 & 6-3 0	
Number of Bonds Transactions 78	

Athex Capitalisation (mill. €) **



Daily Fluctuation of Athex Composite Share Price Index



Athex Indices

Index name	26/10/2023	25/10/2023	pts.	%	Min	Max	Year min	Year max	Year change
Athex Composite Share Price Index	1,177.39 €	1,185.24	-7.85	-0.66%	1,167.38	1,185.24	929.79	1,351.68	26.63% #
Athex ESG Index	1,361.99 €	1,372.25	-10.26	-0.75%	1,351.18	1,372.25	1,057.52	1,541.00	28.77% #
FTSE/Athex Large Cap	2,904.39 €	2,926.95	-22.56	-0.77%	2,880.90	2,926.95	2,250.77	3,280.71	29.00% #
FTSE/Athex Mid Cap Index	1,906.51 €	1,907.19	-0.68	-0.04%	1,886.15	1,907.96	1,411.43	2,224.46	35.08% #
FTSE/ATHEX High Dividend Yield Index	3,496.44 €	3,502.06	-5.62	-0.16%	3,465.92	3,502.84	3,028.28	4,088.01	15.46% #
FTSE/ATHEX Global Traders Index Plus	3,607.19 €	3,673.03	-65.84	-1.79%	3,607.19	3,673.03	2,616.09	4,115.43	37.88% #
FTSE/ATHEX Mid & Small Cap Factor-Weighted Ind	5,083.03 €	5,084.31	-1.28	-0.03%	5,052.30	5,092.71	4,353.12	5,946.34	15.64% #
ATHEX Select Index Plus	3,973.02 €	3,980.68	-7.66	-0.19%	3,924.17	3,980.68	3,071.06	4,762.60	29.37% #
ATHEX Select Index	5,835.22 #	5,816.80	18.42	0.32%	5,748.85	5,839.05	4,343.88	7,125.71	34.33% #
FTSE/Athex Market Index	690.70 €	695.47	-4.77	-0.69%	685.13	695.47	539.21	780.89	28.06% #
Athex Composite Index Total Return Index	2,129.25 €	2,143.44	-14.19	-0.66%	2,111.14	2,143.44	1,641.17	2,440.14	29.74% #
FTSE/Athex Large Cap Total Return	4,756.65 €	4,793.60	-36.95	-0.77%			3,623.42	5,338.50	32.09% #
FTSE/Athex Mid Cap Total Return	2,565.88 €	2,566.80	-0.92	-0.04%			1,881.61	2,956.50	38.12% #
Hellenic Mid & Small Cap Index	1,704.30 €	1,717.40	-13.10	-0.76%	1,692.74	1,717.40	1,365.14	2,011.62	24.84% #
FTSE/Athex Banks	961.86 €	964.00	-2.14	-0.22%	937.35	969.54	640.09	1,117.78	50.16% #
FTSE/Athex Financial Services	1,122.94 €	1,140.24	-17.30	-1.52%	1,114.29	1,140.24	672.72	1,514.55	63.83% #
FTSE/Athex Industrial Goods & Services	7,880.67 €	8,175.85	-295.18	-3.61%	7,880.67	8,226.52	4,603.86	8,651.06	69.90% #
FTSE/Athex Retail	1,100.95 €	1,116.21	-15.26	-1.37%	1,092.46	1,121.81	901.21	1,375.58	22.16% #
FTSE/ATHEX Real Estate	4,000.71 #	3,987.04	13.67	0.34%	3,943.42	4,007.11	3,750.22	4,816.41	-1.78% €
FTSE/Athex Consumer Goods & Services	14,376.24 €	14,671.42	-295.18	-2.01%	14,288.23	14,693.83	8,974.47	16,184.74	56.98% #
FTSE/Athex Food & Beverage	9,261.07 #	9,233.25	27.82	0.30%	9,177.98	9,307.29	8,101.49	11,188.59	9.39% #
FTSE/Athex Basic Resources	7,224.65 €	7,320.58	-95.93	-1.31%	7,112.28	7,320.58	6,463.31	10,590.89	11.33% #
FTSE/Athex Construction & Materials	4,208.82 €	4,236.75	-27.93	-0.66%	4,153.42	4,236.75	3,204.90	4,808.27	31.32% #
FTSE/Athex Energy	4,975.97 €	5,053.69	-77.72	-1.54%	4,973.48	5,053.69	4,689.99	5,856.79	-1.07% €
FTSE/Athex Travel & Leisure	2,750.72 #	2,750.71	0.01	0.00%	2,727.34	2,784.10	2,196.17	3,051.18	24.06% #
FTSE/Athex Technology	2,714.80 €	2,717.17	-2.37	-0.09%	2,681.65	2,717.17	2,047.81	3,153.87	32.16% #
FTSE/Athex Telecommunications	3,623.58 #	3,612.58	11.00	0.30%	3,604.25	3,662.49	3,511.53	4,415.99	-11.01% €
FTSE/Athex Utilities	4,986.34 #	4,984.57	1.77	0.04%	4,911.24	4,995.95	4,598.77	6,190.27	8.43% #
FTSE/Athex Health Care	395.87 €	403.06	-7.19	-1.78%	390.39	403.06	380.60	504.88	-5.50% €
FTSE/Athex Personal Products	7,591.99 #	7,456.85	135.14	1.81%	7,367.23	7,629.45	6,441.87	8,386.11	14.92% #
Athex All Share Index	277.56 €	279.09	-1.53	-0.55%	277.56	277.56	231.11	314.56	20.55% #
MSCI GREECE REBASED	4,683.81 €	4,726.95	-43.14	-0.91%	4,647.25	4,726.95	4,125.04	5,209.29	---
Hellenic Corporate Bond Index	125.22 €	125.28	-0.06	-0.05%			118.78	125.48	5.24% #
Hellenic Corporate Bond Price Index	88.09 €	88.14	-0.05	-0.06%			85.96	88.73	2.16% #

Note 1: FTSE/Med 100, Hellenic Corporate Bond Price Index and Hellenic Corporate Bond Index closing prices refer to the previous trading day of 24/10/2023.

Note 2: The Hellenic Mid & Small Cap Index is a Customized index calculated by the Athens Exchange.

Analytic Figures for Athex Market's Boards and Categories

	Total Traded Securities	Main Market	Surveillance	Exchange Traded Funds (ETFs)
Totals	110	101	8	1
Gain / Lose / Same:	37 / 53 / 20	35 / 51 / 15	2 / 1 / 5	0 / 1 / 0
Athex Capitalisation (mill. €) **	80,132.48	79,539.04	593.45	
Daily Average Trans/ons Value(thou.€)	104,383.16	104,099.33	264.17	62.62
Transactions Value	96,482.84	95,893.46	446.58	142.80
Main Board:	79,178.22	78,588.84	446.58	142.80
Blocks Board 6_2_3:	17,304.62	17,304.62	0.00	0.00
Forced Sales Board:	0.00	0.00	0.00	0.00
Special Terms Board:	0.00	0.00	0.00	0.00
Daily Average Transactions Volume	33,518,120	32,439,249	1,082,107	2,186
Transactions Volume	24,602,286	23,702,633	894,756	4,897
Main Board:	21,517,229	20,617,576	894,756	4,897
Blocks Board 6_2_3:	3,085,057	3,085,057	0	0
Forced Sales Board:	0	0	0	0
Special Terms Board:	0	0	0	0
Daily Average Number of Trades	36,293	36,075	215	4
Number of Trades	36,709	36,475	180	54
Main Board:	36,683	36,449	180	54
Blocks Board 6_2_3:	26	26	0	0
Forced Sales Board:	0	0	0	0
Special Terms Board:	0	0	0	0

Trading Details by Athex Sectors and Financial Instruments (ETFs)

Code	Sectors	Gain / Lose / Same	Number of Trades	Transactions Volume	Transactions Value	% of Total Trans. Value
3010	- Banks	2 / 5 / 0	13,792	18,679,442	40,709,196.17	42.19%
5510	- Basic Resources	4 / 4 / 3	1,092	330,172	967,095.12	1.00%
5010	- Construction & Materials	5 / 6 / 2	2,010	664,395	2,400,738.91	2.49%
4020	- Consumer Products & Services	2 / 3 / 2	413	92,590	328,780.10	0.34%
6010	- Energy	0 / 4 / 0	1,232	147,268	2,346,178.27	2.43%
12000	- Financial Instruments	0 / 1 / 0	54	4,897	142,797.92	0.15%
3020	- Financial Services	1 / 3 / 1	346	121,805	553,075.78	0.57%
4510	- Food Beverage & Tobacco	2 / 2 / 0	157	24,098	483,385.23	0.50%
2010	- Health Care	0 / 3 / 0	119	144,237	92,599.71	0.10%
5020	- Industrial Goods & Services	5 / 6 / 4	4,436	774,406	17,289,653.83	17.92%
3030	- Insurance	0 / 1 / 0	21	1,755	6,744.19	0.01%
4030	- Media	0 / 0 / 1	4	280	147.74	0.00%
4520	- Personal Care, Drug & Grocery Stores	2 / 0 / 1	354	88,699	625,881.06	0.65%
3510	- Real Estate	3 / 3 / 1	1,025	231,338	1,099,057.47	1.14%
4040	- Retail	0 / 3 / 2	1,902	254,668	5,412,473.85	5.61%
1010	- Technology	4 / 4 / 2	827	310,982	1,447,437.22	1.50%
1510	- Telecommunications	1 / 1 / 0	1,709	318,028	4,122,361.15	4.27%
4050	- Travel & Leisure	3 / 2 / 1	3,895	1,634,941	11,558,086.36	11.98%
6510	- Utilities	3 / 2 / 0	3,321	778,285	6,897,150.72	7.15%

Top 10 best & worst performing Shares

Main Market

With positive Price change	Closing price	change	With negative Price change	Closing price	change
ALUMIL (CR)	2.41	4.78% #	INTERWOOD-XYLEMPORIA (CR)	0.3	-4.76% €
EKTER SA (CR)	2.76	3.37% #	MYTILINEOS (CR)	35.28	-4.08% €
AVAX S.A. (CR)	1.288	3.37% #	CENTRIC HOLDINGS (CR)	0.318	-3.64% €
KARELIA (CR)	308	2.67% #	AEGEAN AIRLINES (CR)	9.74	-2.60% €
ENTERSOFT (CR)	5.86	2.45% #	AUSTRIACARD (CB)	5.7	-2.56% €
IKTINOS HELLAS SA (CR)	0.429	2.39% #	ELLAKTOR (CR)	1.85	-2.32% €
EYDAP S.A. (CR)	5.59	2.38% #	JUMBO SA (CR)	25.82	-2.27% €
MIG (CR)	3.595	2.13% #	VIOHALCO SA/NV (CB)	4.675	-2.20% €
DIMAND (CR)	10.8	1.89% #	REVOIL (CR)	1.8	-2.17% €
GR. SARANTIS S.A. (CR)	7.64	1.87% #	TERNA ENERGY (CR)	13.7	-2.14% €
With the highest Transactions Value	Value (thou. €)	change	With the highest Transactions Volume	Volume	change
MYTILINEOS (CR)	14,501.38	-4.08% €	ALPHA SERVICES HOLD (CR)	8,820,927	0.69% #
NATIONAL BANK (CR)	13,762.72	-1.50% €	EUROBANK HOLDINGS (CR)	4,688,277	0.63% #
ALPHA SERVICES HOLD (CR)	12,070.81	0.69% #	PIRAEUS FINANCIAL HOLD (CR)	2,576,940	-1.20% €
OPAP (CR)	9,955.91	0.33% #	NATIONAL BANK (CR)	2,500,793	-1.50% €
PIRAEUS FINANCIAL HOLD (CR)	7,120.83	-1.20% €	OPAP (CR)	647,453	0.33% #
EUROBANK HOLDINGS (CR)	7,077.67	0.63% #	MYTILINEOS (CR)	398,365	-4.08% €
JUMBO SA (CR)	5,249.67	-2.27% €	PPC (CR)	335,459	0.43% #
OTE (CR)	4,112.18	0.31% #	OTE (CR)	316,324	0.31% #
TERNA ENERGY (CR)	3,227.27	-2.14% €	CENERGY HOLDINGS (CB)	260,831	0.18% #
PPC (CR)	3,104.69	0.43% #	TERNA ENERGY (CR)	235,980	-2.14% €

Note: Stocks that are not included in the "Under Supervision" category, and the transactions value is more than 10,000 €.

Derivatives Summary

	Number of Trades	Volume	Open Interest
Index Futures	254	1,321	5,084
FTSE/Athex Banks	2	2	1,797
FTSE/Athex Large Cap	252	1,319	3,184
MSCI GREECE REBASED	0	0	103
Stock Futures	1,895	42,440	434,177
ADMIE (IPTO) HOLDING S.A. (CR)	39	305	21,603
AEGEAN AIRLINES (CR)	65	269	4,955
ALPHA SERVICES HOLD (CR)	456	27,039	184,663
AUTOHELLAS SA (CR)	4	4	76
AVAX S.A. (CR)	7	11	1,558
CC HBC AG (CR)	4	11	438
CENERGY HOLDINGS (CB)	24	103	5,792
ELLAKTOR (CR)	19	108	739
ELVALHALCOR (CR)	0	0	1,398
EUROBANK HOLDINGS (CR)	166	6,214	31,277
EYDAP S.A. (CR)	5	24	2,402
FOURLIS (CR)	12	45	670
GEK TERNA (CR)	8	26	6,007
HELLENIC EXCHANGES-A.S.E. (CR)	11	39	8,454
HELLENIQ ENERGY (CR)	8	20	1,475
INTRACOM HOLDINGS (CR)	7	107	4,575
INTRAKAT (CR)	2	5	5,640
JUMBO SA (CR)	13	26	586
LAMDA DEVELOPMENT SA (CR)	12	63	5,824
MIG (CR)	3	12	49
MOTOR OIL (CR)	6	41	1,128
MYTILINEOS (CR)	97	193	2,494
NATIONAL BANK (CR)	185	1,338	19,663
OPAP (CR)	128	1,020	2,799
OTE (CR)	33	254	5,726
P.P.A. S.A. (CR)	1	3	207
PIRAEUS FINANCIAL HOLD (CR)	318	3,989	73,110
PPC (CR)	151	834	20,222
QUEST HOLDINGS (CR)	1	2	114
TERNA ENERGY (CR)	95	297	14,944
TITAN CEMENT (CB)	0	0	679
VIOHALCO SA/NV (CB)	15	38	4,910
Index Options	12	110	933
FTSE/Athex Large Cap	12	110	933
Stock Options	4	12	711
ALPHA SERVICES HOLD (CR)	0	0	0
NATIONAL BANK (CR)	0	0	627
OPAP (CR)	0	0	10
OTE (CR)	0	0	17
PIRAEUS FINANCIAL HOLD (CR)	1	4	2
PPC (CR)	3	8	55
Total Derivatives Traded	2,165	43,883	440,905

Number of Outstanding Securities	Nominal Value	Dividends [1]			Date of Last Coupon		Note	Shares	Closing price	% change	Previous closing price/date	Open price	Price min	Price max	Last price	Avg price	Last Bid [7]	Last Ask [7]	P/E after tax	Year	Volume	Trades	Transactions Value[8]	Company Mkt Value (thou. €)	Year low	Year high	Sector[4]		
		2020	2021	2022	Dividend [2]	Right																							
2,351,697,671	0.290	---	---	---	07/04/2008	18/04/2017	---	ALPHA SERVICES HOLD (CR)	1.39	0.69	P	1.3805	25/10/2023	1.358	1.342	1.403	1.39	1.368	22299@1.39	15389@1.39	---	---	8,820,927	5,452	12,070,809.78	3,268,859.76	1.0015	1.682	30101010
36,353,868	1.00	---	---	(0.025)	10/07/2023	21/08/2023	---	AUSTRIACARD (CB)	5.7	-2.56	E	5.85	25/10/2023	5.8	5.65	5.85	5.7	5.748	317@5.70	509@5.85	---	---	8,824	108	50,717.80	207,217.05	5.2	7.7	10101010
48,624,764	0.080	0.23	0.46	0.65	24/04/2023	05/12/2022	---	AUTOHELLAS SA (CR)	12.78	0.95	P	12.66	25/10/2023	12.48	12.22	12.78	12.78	12.477	100@12.26	824@12.78	---	---	24,284	248	302,995.70	621,424.48	10.06	14.76	40201040
190,162,681	---	---	---	0.05	19/06/2023	07/12/2016	---	CENERGY HOLDINGS (CB)	5.69	0.18	P	5.68	25/10/2023	5.6	5.51	5.7	5.69	5.578	42@5.68	900@5.70	---	---	260,831	949	1,454,852.82	1,082,025.65	3.015	7.4	50202010
372,553,049	6.70	0.64	0.71	0.78	25/05/2023	29/04/2013	---	CC HBC AG (CR)	24.66	0.33	P	24.58	25/10/2023	24.7	24.44	24.79	24.66	24.615	233@24.66	1@24.69	---	---	16,977	112	417,884.13	9,187,158.19	21.54	29.91	45101020
54,200,000	0.075	---	0.035	0.074	18/07/2023	23/11/2021	---	EPSILON NET (CR)	9.5	---	---	9.5	25/10/2023	9.3	9.3	9.5	9.5	9.415	29@9.35	1069@9.50	---	---	5,493	57	51,717.43	514,900.00	6.2	12	10101015
3,716,479,777	0.220	---	---	---	02/05/2008	20/05/2019	---	EUROBANK HOLDINGS (CR)	1.5265	0.63	P	1.517	25/10/2023	1.491	1.4785	1.544	1.5265	1.51	5347@1.53	449@1.53	---	---	4,688,277	2,960	7,077,672.81	5,673,206.38	1.0495	1.72	30101010
52,131,944	1.00	---	0.1102	0.11	29/06/2023	23/07/2019	---	FOURLIS (CR)	3.99	-1.84	E	4.065	25/10/2023	4.065	3.93	4.08	3.99	3.982	100@3.98	6@4.00	---	---	30,848	168	122,832.34	208,006.46	3.26	5	40401010
305,635,185	2.18	0.1	0.1	0.3	28/06/2023	01/10/2003	---	HELLENIO ENERGY (CR)	6.75	-1.03	E	6.82	25/10/2023	6.82	6.75	6.88	6.75	6.792	5509@6.75	1@6.82	---	---	52,736	367	358,186.02	2,063,037.50	6.55	8.68	60101020
83,600,000	0.760	---	---	---	03/07/2007	17/07/2023	---	INTRACOM HOLDINGS (CR)	1.968	-0.10	E	1.97	25/10/2023	1.952	1.93	1.968	1.968	1.948	1000@1.96	7950@1.97	---	---	41,883	93	81,597.82	164,524.80	1.678	2.39	10101010
160,523,985	0.300	---	---	---	12/08/2008	30/12/2022	---	INTRAKAT (CR)	3	---	---	3	25/10/2023	3	2.95	3	3	2.985	293@2.98	5450@3.00	---	---	46,604	75	139,095.19	481,571.96	1.366	3.31	50101010
136,059,759	0.880	0.77	0.77	0.322	23/08/2023	05/03/2014	---	JUMBO SA (CR)	25.82	-2.27	E	26.42	25/10/2023	26.16	25.72	26.5	25.82	26.076	186@25.82	50@25.86	---	---	201,321	1,635	5,249,667.16	3,513,062.98	15.61	29.2	40401010
176,736,715	0.300	---	---	---	30/05/2007	27/11/2019	---	LAMDA DEVELOPMENT SA (CR)	5.975	0.17	P	5.965	25/10/2023	5.965	5.86	5.99	5.975	5.942	141@5.98	247@5.98	---	---	148,130	743	880,242.69	1,056,001.87	5.505	7.42	35101010
107,222,688	0.440	---	(0.5667)	0.2	20/06/2023	16/03/2022	---	QUEST HOLDINGS (CR)	5.08	0.20	P	5.07	25/10/2023	5.1	4.98	5.1	5.08	5.046	3@5.00	876@5.08	---	---	21,043	176	106,175.56	544,691.26	4.655	6.73	10101010
78,325,475	---	---	---	0.6	28/06/2023	23/07/2019	---	TITAN CEMENT (CB)	16.72	-0.83	E	16.86	25/10/2023	16.7	16.6	17	16.72	16.747	26@16.70	1514@16.78	---	---	31,298	322	524,160.56	1,309,601.94	12.04	19.44	50101030
259,189,761	0.02	0.1	0.12	19/06/2023	26/02/2016	---	---	VIOHALCO SANV (CB)	4.675	-2.20	E	4.78	25/10/2023	4.75	4.6	4.75	4.675	4.674	1@4.67	1169@4.70	---	---	118,252	585	552,687.37	1,211,712.13	3.995	7.13	55102015
144,321,516	0.300	---	---	0.07	19/06/2023	22/01/2020	---	AVAX S.A. (CR)	1.288	3.37	P	1.246	25/10/2023	1.226	1.206	1.29	1.288	1.257	1000@1.28	1100@1.29	---	---	141,069	339	177,301.46	185,886.11	0.748	1.786	50101010
232,000,000	2.12	0.1069	0.0854	0.0682	04/10/2023	19/06/2017	---	ADMIE (IPTO) HOLDING S.A. (CR)	1.95	1.78	P	1.916	25/10/2023	1.902	1.896	1.954	1.95	1.921	500@1.93	350@1.95	15.55	2022	154,948	470	297,655.13	452,400.00	1.64	2.52	65101015
90,167,100	0.500	---	---	---	03/06/2019	24/05/2021	---	AEGEAN AIRLINES (CR)	9.74	-2.60	E	10	25/10/2023	10	9.69	10	9.74	9.792	4034@9.73	7@9.75	---	---	116,993	897	1,145,605.75	878,227.55	5.27	13.8	40501010
103,423,291	0.570	---	---	---	01/08/2011	23/08/2023	---	GEK TERNA (CR)	12.94	-0.77	E	13.04	25/10/2023	12.92	12.68	12.98	12.94	12.847	387@12.92	9331@12.94	---	---	80,059	431	1,028,545.88	1,338,297.39	10.42	14.84	50101010
382,000,000	2.48	---	---	---	20/07/2015	12/12/2001	---	PPC (CR)	9.28	0.43	P	9.24	25/10/2023	9.2	9.02	9.375	9.28	9.255	6060@9.28	51@9.29	---	---	335,459	1,401	3,104,693.57	3,544,960.00	6.6	11.22	65101015
914,715,153	1.00	---	---	---	16/05/2008	29/08/2018	---	NATIONAL BANK (CR)	5.51	-1.50	E	5.594	25/10/2023	5.5	5.4	5.568	5.51	5.503	7044@5.51	5@5.54	---	---	2,500,793	2,577	13,762,715.76	5,040,080.49	3.746	6.514	30101010
11,250,000	0.520	---	0.0405	0.08	07/08/2023	09/11/2015	---	EKTER SA (CR)	2.76	3.37	P	2.67	25/10/2023	2.65	2.61	2.79	2.76	2.719	110@2.71	1468@2.76	---	---	47,188	192	128,282.92	31,050.00	1.33	3.34	50101010
375,241,586	0.390	0.01	0.03	0.06	26/06/2023	14/07/2006	---	ELVALHALCOR (CR)	1.63	-0.73	E	1.642	25/10/2023	1.658	1.602	1.658	1.63	1.626	470@1.61	1000@1.63	---	---	91,528	219	148,792.28	611,643.79	1.52	2.39	55102015
348,192,005	0.040	---	---	---	05/07/2011	16/07/2021	---	ELLAKTOR (CR)	1.85	-2.32	E	1.894	25/10/2023	1.89	1.84	1.892	1.85	1.856	3000@1.85	500@1.87	---	---	170,897	469	317,168.90	644,155.21	1.706	2.7	50101010
60,348,000	0.420	0.07	0.1515	0.1565	14/06/2023	04/08/2021	---	HELLENIC EXCHANGES-A.S.E. (CR)	4.545	-1.52	E	4.615	25/10/2023	4.55	4.51	4.61	4.545	4.55	2173@4.54	400@4.58	---	---	115,547	246	525,751.88	274,281.66	3.09	6.13	30202015
106,500,000	0.600	---	0.28	0.02	13/09/2023	13/09/2021	---	EYDAP S.A. (CR)	5.59	2.38	P	5.46	25/10/2023	5.44	5.37	5.59	5.59	5.441	100@5.40	7578@5.59	---	---	45,944	391	249,976.85	595,335.00	5.34	7.34	65102030
110,782,980	0.750	---	0.9054	1.6299	26/06/2023	04/11/2013	---	MOTOR OIL (CR)	22.28	-1.68	E	22.66	25/10/2023	22.24	22.24	22.64	22.28	22.352	437@22.26	998@22.40	---	---	88,457	835	1,977,160.82	2,468,244.79	20.8	25.82	60101020
142,891,161	0.970	0.378	0.4341	1.24	27/06/2023	07/07/2017	---	MYTILINEOS (CR)	35.28	-4.08	E	36.78	25/10/2023	36.58	35.28	37.08	35.28	36.402	1071@35.28	193@35.56	---	---	398,365	2,795	14,501,383.64	5,041,200.16	19.94	38.3	50203000
25,000,000	2.00	0.4	0.628	1.04	07/08/2023	08/08/2003	---	P.P.A. S.A. (CR)	20.9	0.72	P	20.75	25/10/2023	20.95	20.75	21.3	20.9	21.06	267@20.90	2000@21.00	9.88	2022	56,522	333	1,190,366.35	522,500.00	15.86	23.35	50206060
370,062,741	0.300	0.55	0.6	1	06/06/2023	19/06/2023	---	OPAP (CR)	15.37	0.33	P	15.32	25/10/2023	15.32	15.21	15.56	15.37	15.377	200@15.36	5168@15.38	---	---	647,453	2,817	9,955,911.64	5,687,864.33	13.0232	16.9242	40501020
426,247,547	2.83	0.6879	0.8231	0.5888	05/07/2023	18/06/1998	---	OTE (CR)	12.97	0.31	P	12.93	25/10/2023	12.93	12.9	13.11	12.97	13	215@12.97	100@13.04	---	---	316,324	1,673	4,112,180.63	5,528,430.68	12.57	15.81	15102015
1,250,367,223	0.930	---	---	---	16/05/2008	14/04/2021	---	PIRAEUS FINANCIAL HOLD (CR)	2.8	-1.20	E	2.834	25/10/2023	2.78	2.708	2.81	2.8	2.763	3679@2.80	68@2.80	---	---	2,576,940	2,564	7,120,827.20	3,501,028.22	1.43	3.596	30101010
66,850,563	0.780	0.2239	0.1493	0.1495	09/05/2023	13/06/2018	---	GR. SARANTIS S.A. (CR)	7.64	1.87	P	7.5	25/10/2023	7.51	7.4	7.68	7.64	7.533	1884@7.65	232@7.70	---	---	81,489	310	613,820.26	510,738.30	6.39	8.46	45201020
118,105,090																													

Number of Outstanding Securities	Nominal Value	Dividends [1] 2020 2021 2022	Date of Last Dividend [2]	Coupon Right	Note	Shares	Closing price	% change	Previous closing price/date	Open price	Price min	Price max	Last price	Avg price	Last Bid [7]	Last Ask [7]	P/E after tax	Year	Volume	Trades	Transactions Value[8]	Company Mkt Value (thou. €)	Year low	Year high	Sector[4]	
13,126,020	0.660	0.0837 0.1163 0.1158	26/07/2023	04/09/2020	---	AS COMPANY SA (CR)	2.25	---	2.25 25/10/2023	---	---	---	---	---	420@2.17	1100@2.22	---	---	---	---	---	29,533.55	2.02	2.76	40401030	
3,114,144	0.360	0.1558 0.3427 0.2304	29/05/2023	02/06/2020	---	ALPHA TRUST (CR)	6.45	-0.77	€ 6.5 25/10/2023	6.45	6.45	6.45	6.45	6.45	900@5.15	13@6.45	---	---	607	18	3,915.15	20,086.23	4.32	7.05	30202010	
215,805,843	0.300	0.05	30/12/2021	15/11/2022	---	ATTICA HOLDINGS (CR)	2.64	---	2.64 25/10/2023	2.64	2.64	2.64	2.64	2.64	2.64	6763230@2.64	44@2.75	---	---	876	11	2,312.64	569,727.43	1.865	2.75	40501015
35,764,593	2.10	0.06 0.075 0.1046	02/05/2023	25/11/2019	---	BRIQ PROPERTIES (CR)	1.855	-0.54	€ 1.865 25/10/2023	1.865	1.845	1.88	1.855	1.855	100@1.84	750@1.90	---	---	35,342	83	65,550.64	66,343.32	1.825	2.11	35102030	
101,123,806	0.360	---	22/07/2010	28/06/2011	---	CENTRIC HOLDINGS (CR)	0.318	-3.64	€ 0.33 25/10/2023	0.321	0.315	0.328	0.318	0.317	12950@0.317	1400@0.325	---	---	44,914	113	14,232.87	32,157.37	0.263	0.457	40203040	
784,500	10.00	0.3	24/05/2022	31/07/2018	---	CNL CAPITAL (CR)	6.8	---	6.8 25/10/2023	6.8	6.8	6.8	6.8	6.8	100@6.80	100@6.90	-(6)	2022	230	2	1,564.00	5,334.60	5	8	30202010	
10,365,100	0.300	---	06/10/2005	13/02/2002	---	CPI SA (CR)	0.564	0.71	P 0.56 25/10/2023	0.564	0.564	0.564	0.564	0.564	130@0.554	490@0.560	---	---	7	1	3.95	5,845.92	0.538	0.892	10102030	
18,680,300	0.050	---	06/07/2022	---	---	DIMAND (CR)	10.8	1.89	P 10.6 25/10/2023	10.65	10.65	10.8	10.8	10.757	90@10.70	540@10.95	---	---	9,226	58	99,248.35	201,747.24	10.3	14.9	35101010	
11,869,224	0.540	0.087 0.136 0.15	03/07/2023	30/08/2019	---	FLEXOPACK SA (CR)	7.65	---	7.65 25/10/2023	---	---	---	---	---	13@7.55	200@7.95	---	---	---	---	---	90,799.56	7.4	9.45	50203030	
48,003,921	0.400	---	30/08/1993	26/06/2023	---	IDEAL HOLDINGS (CR)	5.57	-1.42	€ 5.65 25/10/2023	5.6	5.57	5.64	5.57	5.597	132@5.57	1500@5.62	---	---	10,844	87	60,689.99	267,381.84	3.38	5.94	10102030	
167,868,482	0.300	---	20/08/2007	28/11/2022	---	LAVIPHARM SA (CR)	0.61	-1.93	€ 0.622 25/10/2023	0.62	0.6	0.62	0.61	0.606	63@0.610	12903@0.618	---	---	141,627	94	85,794.99	102,399.77	0.366	0.78	20103015	
4,740,000	0.860	---	14/03/2003	---	---	LOGISMOS S.A. (CR)	1.21	---	1.21 25/10/2023	---	---	---	---	---	500@1.00	8106@1.20	-(6)	2022	---	---	---	5,735.40	0.91	1.41	10101015	
17,120,280	0.940	0.06 0.06	27/06/2022	26/06/2023	---	LOULIS FOOD (CR)	2.68	-0.74	€ 2.7 25/10/2023	2.7	2.65	2.7	2.68	2.677	5@2.64	508@2.70	---	---	1,050	6	2,811.10	45,882.35	2.38	3.7	45102020	
4,419,616	1.58	0.1531	10/07/2023	04/03/2015	---	MEDICON S.A (CR)	2.99	-0.99	€ 3.02 25/10/2023	3.06	2.94	3.06	2.99	2.953	20@2.95	495@2.99	---	---	1,910	14	5,639.67	13,214.65	2.84	4.4	20102010	
468,700	2.24 3.42	0.03/05/2022	21/05/2004	---	---	MERMEREN KOMB. A.D. PR. (GDR)	37.4	1.08	P 37 25/10/2023	37.4	37.4	37.6	37.6	37.418	200@35.00	50@37.20	1.25	2022	33	3	1,234.80	17,529.38	31	59	55102000	
10,500,000	0.950	---	24/06/2008	21/07/2023	---	MEVACO SA (CR)	3.62	0.56	P 3.6 25/10/2023	3.62	3.62	3.62	3.62	3.62	19@3.48	125@3.60	12.00	2022	1	1	3.62	38,010.00	2.52	4.22	55102015	
31,317,025	0.400	---	26/04/2007	10/05/2023	---	MIG (CR)	3.595	2.13	P 3.52 25/10/2023	3.5	3.465	3.595	3.595	3.513	88@3.54	176@3.60	---	---	4,529	53	15,908.17	112,584.70	0.987	8.4	30202000	
87,127,162	0.500	---	08/06/2023	28/07/2021	---	PREMIA (CR)	1.13	-0.88	€ 1.14 25/10/2023	1.13	1.126	1.136	1.13	1.129	5000@1.12	500@1.13	---	---	32,271	97	36,430.72	98,453.69	1.07	1.41	35102000	
24,377,795	0.230	0.04	03/07/2023	08/06/2022	---	PROFILE SA (CR)	3.67	-1.61	€ 3.73 25/10/2023	3.69	3.59	3.7	3.67	3.635	300@3.62	775@3.67	---	---	27,370	104	99,490.65	89,466.51	2.575	4.96	10101010	
27,345,120	0.280	---	18/07/2005	26/02/2014	---	QUALITY & RELIABILITY SA (CR)	0.5	---	0.5 25/10/2023	0.518	0.47	0.518	0.5	0.485	1000@0.486	1665@0.500	---	---	21,843	86	10,599.19	13,672.56	0.465	0.824	10101010	
6,456,530	1.08 0.0804	0.12 0.1314	17/07/2023	02/08/2010	---	SPACE HELLAS SA (CR)	6.14	-0.65	€ 6.18 25/10/2023	6.18	5.9	6.18	6.14	5.974	100@6.00	99@6.14	---	---	1,704	36	10,180.52	39,643.09	5.28	10	15101010	
17,190,046	0.290	---	16/11/1992	30/11/2022	---	UNIBIOS (CR)	1.08	---	1.08 25/10/2023	1.08	1.04	1.08	1.08	1.062	91@1.08	1714@1.08	---	---	9,916	46	10,531.80	18,565.25	0.558	1.31	50204000	
32,413,681	0.370	---	15/07/2009	11/05/2000	---	ALUMIL (CR)	2.41	4.78	P 2.3 25/10/2023	2.27	2.2	2.44	2.41	2.311	1300@2.40	200@2.43	---	---	92,226	142	213,133.55	78,116.97	1.986	4.26	55102035	
3,534,269	3.44 (0.4452)	0.8907	22/05/2023	19/07/2022	---	ANDROMEDA SA (CR)	6.68	-1.48	€ 6.78 25/10/2023	6.9	6.58	6.9	6.68	6.655	100@6.52	215@6.68	---	2022	892	27	5,936.58	23,608.92	5.9	7.4	30204000	
15,300,000	0.300	---	30/07/2009	13/12/1999	---	ATTICA PUBLICATIONS SA (CR)	0.354	---	0.354 25/10/2023	---	---	---	---	---	500@0.306	2582@0.350	---	---	---	---	---	5,416.20	0.236	0.39	40301030	
18,810,000	0.400	---	08/07/2010	14/11/2007	---	VARVERIS - MODA BAGNO SA (CR)	1.09	-0.91	€ 1.1 25/10/2023	1.04	1.04	1.12	1.09	1.107	870@1.09	529@1.11	---	---	12,940	14	14,324.10	20,502.90	0.6	1.18	40401025	
23,986,500	1.04	---	26/06/2009	28/08/2023	---	BIOKARPET S.A.(CR)	2.2	-1.35	€ 2.23 25/10/2023	2.22	2.13	2.23	2.2	2.224	150@2.14	230@2.20	---	---	4,175	13	9,284.95	52,770.30	1.5	3.47	50101035	
6,325,000	0.600	0.19 0.153	03/07/2023	17/02/2014	---	VOYATZOGLOU (CR)	2.18	0.93	P 2.16 25/10/2023	2.18	2.14	2.18	2.18	2.149	25@2.14	245@2.18	---	---	254	10	545.76	13,788.50	1.97	2.8	50205010	
24,060,000	0.300 0.035	0.055 0.075	25/04/2023	01/07/2019	---	GEN. COMMERCIAL & IND.SA (CR)	1.53	---	1.53 25/10/2023	---	---	---	---	---	1000@1.48	115@1.51	9.46	2022	---	---	---	36,811.80	1.175	2.11	50205010	
15,878,748	0.480	---	10/07/2006	22/03/2004	---	DOMIKI KRITIS SA (CR)	3.04	1.33	P 3 25/10/2023	2.93	2.92	3.05	3.04	2.984	1000@2.96	540@3.05	---	---	8,282	41	24,715.69	48,271.39	0.71	3.52	50101010	
34,720,000	0.310	---	16/06/2010	01/08/2007	---	DROMEAS SA (CR)	0.314	0.64	P 0.312 25/10/2023	0.302	0.3	0.314	0.314	0.304	203@0.310	296@0.314	---	---	7,257	13	2,206.41	10,902.08	0.3	0.45	40202015	
13,673,200	0.420	---	18/07/2008	26/07/2001	---	EVROFARMA SA (CR)	0.89	---	0.89 25/10/2023	---	---	---	---	---	100@0.845	30@0.930	---	---	---	---	---	12,169.15	0.684	1.19	45102020	
18,410,839	1.00 0.027	0.262 0.202	23/08/2023	10/09/2010	---	ELASTRON (CR)	2.53	-0.78	€ 2.55 25/10/2023	2.54	2.41	2.55	2.53	2.454	300@2.47	394@2.53	---	---	18,599	106	45,636.79	46,579.42	2.21	3.82	55102010	
3,307,500	0.210	0.4	13/10/2023	30/11/2022	---	ELVE SA (CR)	4.74	---	4.74 25/10/2023	4.74	4.74	4.74	4.74	4.74	100@4.52	43@4.76	18.68	2022	50	1	237.00	15,677.55	4.5	5.9	40204020	
60,295,607	0.240	---	09/07/2007	01/07/2021	---	ELGEKA SA (CR)	0.55	---	0.55 25/10/2023	0.55	0.55	0.55	0.55	0.55	850@0.550	180@0.566	---	---	2,150	1	1,182.50	33,162.58	0.38	0.6	45201010	
23,828,130	0.500	0.0737	18/07/2022	17/02/2009	---	ELINOIL S.A. (CR)	2.22	-0.89	€ 2.24 25/10/2023	2.22	2.22	2.22	2.22	2.22	104@2.13	260@2.22	---	---	40	2	88.80	52,898.45	1.82	2.83	60101020	
19,864,886	5.60 0.672	0.672 0.672	20/04/2023	02/07/2008	---	BANK OF GREECE (CR)	13.6	-1.81	€ 13.85 25/10/2023	13.9	13.5	13.9	13.6	13.668	1@13.60	6@13.75	---	---	3,900	61	53,306.80	270,162.45	12.8	18	30101010	

Number of Outstanding Securities	Nominal Value	Dividends [1] 2020 2021 2022	Date of Last Dividend [2]	Coupon Right	Note	Shares	Closing price	% change	Previous closing price/date	Open price	Price min	Price max	Last price	Avg price	Last Bid [7]	Last Ask [7]	P/E after tax	Year	Volume	Trades	Transactions Value[8]	Company Mkt Value (thou. €)	Year low	Year high	Sector[4]	
26,730,187	0.520	0.08 0.1 0.12	29/06/2023	01/08/2017	---	ELTON SA (CR)	1.94	0.52 P	1.93 25/10/2023	1.91	1.875	1.98	1.94	1.94	200@1.88	250@1.92	---	---	12,677	59	24,599.21	51,856.56	1.8	2.92	50205010	
30,000,000	0.050	0.06 0.09 0.1	09/06/2023	11/06/2020	---	ENTERSOFT (CR)	5.86	2.45 P	5.72 25/10/2023	5.66	5.66	5.96	5.86	5.751	1980@5.78	425@5.86	---	---	170,945	89	983,171.98	175,800.00	3.61	6.36	10101015	
36,300,000	1.12	0.223 0.2186	14/09/2022	12/12/2007	---	THESSALONIKA WATER & SEWERAGE	2.99	-1.65 E	3.04 25/10/2023	2.99	2.92	3	2.99	2.948	650@2.95	477@2.99	---	---	5,954	48	17,551.20	108,537.00	2.92	3.92	65102030	
14,833,480	0.300	---	02/06/2010	04/02/2022	---	EUROCONSULTANTS S.A. (CR)	0.988	-0.20 E	0.99 25/10/2023	0.994	0.96	0.996	0.988	0.97	658@0.970	190@0.988	---	---	7,135	50	6,924.28	14,655.48	0.576	1.14	50205020	
86,735,980	0.310	---	06/07/2009	07/09/2023	---	ATHENS MEDICAL CENTER SA (CR)	1.7	-1.16 E	1.72 25/10/2023	1.65	1.65	1.73	1.7	1.664	10@1.69	61@1.70	---	---	700	11	1,165.05	147,451.17	1.375	2.15	20101025	
114,320,400	0.100	---	26/11/2021	05/08/2019	---	IKTINOS HELLAS SA (CR)	0.429	2.39 P	0.419 25/10/2023	0.4245	0.41	0.429	0.429	0.411	370@0.411	1548@0.429	---	---	42,464	39	17,466.61	49,043.45	0.402	0.734	50101035	
8,226,132	0.450	---	17/07/2023	13/10/2014	---	ILYDA S.A. (CR)	1.255	3.72 P	1.21 25/10/2023	1.19	1.18	1.285	1.255	1.199	150@1.20	142@1.26	8.04	2022	2,730	26	3,272.85	10,323.80	1.055	1.92	10101015	
2,566,836	0.440	---	03/07/2023	09/01/2007	---	INTERWOOD-XYLEMPORIA (PR)	0.29	---	0.29 25/10/2023	---	---	---	---	---	500@0.262	573@0.376	---	---	---	---	---	11,240.31	0.192	0.5	50101020	
34,986,430	0.440	---	25/07/2008	23/02/2010	---	INTERWOOD-XYLEMPORIA (CR)	0.3	-4.76 E	0.315 25/10/2023	0.313	0.297	0.313	0.3	0.303	1@0.300	500@0.303	---	---	76,820	72	23,284.91	11,240.31	0.1975	0.49	50101020	
18,567,912	0.590	0.12 0.24	05/07/2023	26/01/2021	---	INTERLIFE G.C.I.(CR)	3.82	-2.05 E	3.9 25/10/2023	3.9	3.8	3.9	3.82	3.843	100@3.78	209@3.90	---	2022	1,755	21	6,744.19	70,929.42	3.47	4.95	30302025	
8,424,900	0.500	---	12/07/2010	04/07/2019	---	INTERTECH SA (CR)	1.25	-3.10 E	1.29 25/10/2023	1.18	1.18	1.27	1.25	1.25	5@1.21	1295@1.25	21.58	2022	1,375	8	1,718.90	10,531.13	0.92	1.72	50205010	
19,804,134	0.150	---	01/07/2004	06/11/2017	---	KEKROPS SA (CR)	1.275	---	1.275 25/10/2023	1.23	1.23	1.275	1.275	1.26	5@1.26	650@1.28	2.42	2022	1,515	10	1,909.63	25,250.27	0.903	1.4	35101010	
40,219,218	0.260	---	29/08/2022	10/06/2019	---	KLOUKINAS - LAPPAS SA (CR)	0.992	0.20 P	0.99 25/10/2023	0.99	0.982	0.992	0.992	0.99	1000@0.954	2999@0.992	---	---	10,509	13	10,402.04	39,897.46	0.5	1.265	50101010	
11,510,102	0.890	---	24/06/2005	06/10/1999	---	NAFPAKTOS TEXTILE (CR)	1.04	---	1.04 25/10/2023	---	---	---	---	---	300@0.890	386@1.00	---	---	---	---	---	11,970.51	0.9	1.31	55101020	
21,224,340	0.420	0.0035 0.02	06/09/2022	25/04/2006	---	KORDELLOS BROS SA (CR)	0.499	2.04 P	0.489 25/10/2023	0.489	0.489	0.499	0.499	0.49	120@0.472	1958@0.499	4.38	2022	5,050	5	2,475.95	10,590.95	0.451	0.74	55102010	
33,065,136	0.380	0.2 0.2001 0.2004	24/08/2023	16/09/2013	---	KRI-KRI S.A. (CR)	8.2	-1.21 E	8.3 25/10/2023	8.18	8.08	8.22	8.2	8.16	150@8.06	100@8.22	85.40	2022	6,027	31	49,182.00	271,134.12	6.08	9.8	45102020	
7,595,160	0.600	---	10/09/2019	18/08/2010	---	KIRIAKOULIS SHIPPING SA (CR)	1.01	---	1.01 25/10/2023	---	---	---	---	---	300@0.910	3543@1.00	---	---	---	---	---	7,671.11	0.868	1.265	40501015	
6,200,000	0.500	---	22/06/2010	01/11/1995	---	MINERVA KNITWEAR (CR)	0.525	-8.70 E	0.575 25/10/2023	0.515	0.515	0.525	0.525	0.517	350@0.498	582@0.525	---	---	290	5	149.95	3,255.00	0.414	0.68	40204020	
5,939,268	0.620	---	10/07/2003	03/01/2002	---	LANAKAM SA (CR)	0.96	---	0.96 25/10/2023	---	---	---	---	---	200@0.870	650@1.02	---	---	---	---	---	---	5,701.70	0.716	1.4	40401020
9,819,370	0.500	---	14/08/2007	09/01/2004	---	MATHIOS REFRACTORARY SA (CR)	0.94	---	0.94 25/10/2023	---	---	---	---	---	500@0.790	554@0.945	---	---	---	---	---	---	9,230.21	0.565	1.6	55101000
30,150,000	0.360	0.02 0.0401 0.0908	15/06/2023	25/04/2019	---	MOTODYNAMICS S.A. (CR)	2.67	---	2.67 25/10/2023	2.67	2.62	2.74	2.67	2.683	30@2.65	586@2.73	---	---	9,539	83	25,597.45	80,500.50	2.04	3.77	40401030	
43,200,000	1.00	---	07/09/2022	13/09/2023	---	MPL KEDROS (CR)	2.85	0.71 P	2.83 25/10/2023	2.81	2.81	2.85	2.85	2.838	176@2.82	600@2.85	---	---	4,344	18	12,329.64	123,120.00	2.19	2.85	35102000	
2,160,524	0.670	---	03/12/2018	23/11/1999	---	N. LEVENTERIS (PR)	0.358	---	0.358 25/10/2023	---	---	---	---	---	---	150@0.358	---	2022	---	---	---	3,120.18	0.218	0.434	55102010	
4,971,466	1.46	---	04/07/2007	08/10/2003	---	PAIRIS SA (CR)	0.946	-0.63 E	0.952 25/10/2023	0.914	0.914	0.95	0.946	0.937	1000@0.912	1000@0.948	---	---	2,085	28	1,953.18	4,703.01	0.83	1.47	50203030	
27,098,594	0.540	0.07 0.05 0.0401	22/05/2023	14/01/2021	---	PAPOUTSANIS (CR)	2.17	0.93 P	2.15 25/10/2023	2.17	2.13	2.18	2.17	2.15	100@2.17	500@2.18	19.59	2022	5,060	43	10,878.30	58,803.95	1.8	2.51	45201020	
7,070,400	0.930	0.1081 0.3242 0.2593	03/07/2023	06/05/2016	---	PETROPOULOS PETROS (CR)	8.9	-0.22 E	8.92 25/10/2023	8.94	8.84	8.94	8.9	8.909	150@8.84	1059@8.94	---	---	4,640	16	41,339.00	62,926.56	5.9	9.22	50206015	
43,741,452	0.660	0.16 0.2723 0.2629	31/05/2023	01/11/1999	---	THRACE PLASTICS SA (CR)	3.98	0.13 P	3.975 25/10/2023	3.96	3.9	3.985	3.98	3.915	40@3.92	217@3.98	---	---	12,972	122	50,779.72	174,090.98	3.75	5.68	50203015	
21,912,599	0.300	---	18/05/2023	23/02/2007	---	REVOIL (CR)	1.8	-2.17 E	1.84 25/10/2023	1.81	1.75	1.81	1.8	1.78	100@1.79	2450@1.80	---	---	6,035	28	10,742.63	39,442.68	1.21	2.3	60101020	
13,582,223	1.35	---	24/06/2008	02/02/2016	---	SIDMA STEEL (CR)	1.99	---	1.99 25/10/2023	1.99	1.95	1.99	1.99	1.974	300@1.94	952@1.99	---	---	522	9	1,030.58	27,028.62	1.85	3.3	55102010	
40,693,350	5.00	---	03/07/2006	26/05/2015	---	TECHNICAL OLYMPIC SA (CR)	2.27	-0.44 E	2.28 25/10/2023	2.3	2.23	2.3	2.27	2.247	600@2.25	380@2.27	---	---	3,795	30	8,526.17	92,373.90	1.76	3.12	40202010	
3,048,000	0.300	---	06/07/2007	01/06/2021	---	TZIRAKIAN PROFIL (CR)	1.74	-2.25 E	1.78 25/10/2023	1.675	1.675	1.745	1.74	1.713	15@1.74	436@1.75	30.48	2022	936	16	1,603.68	5,303.52	1.6	2.39	55102010	
10,203,575	0.730	---	16/07/2007	18/10/1999	---	FIERATEX SA (CR)	0.393	---	0.393 25/10/2023	---	---	---	---	---	220@0.310	1269@0.389	---	2022	---	---	---	4,010.00	0.31	0.56	55101020	
8,340,750	1.16	---	25/06/2009	17/09/2018	---	HAIDEMENOS SA (CR)	0.555	-8.26 E	0.605 25/10/2023	0.515	0.515	0.575	0.555	0.559	1938@0.555	98@0.625	---	2022	2,043	13	1,142.39	4,629.12	0.452	0.8	50205030	

Main Market - Low Liquidity Class

14,000,000	4.15	---	3.42 0.26	19/07/2023	29/06/1999	---	ALPHA REAL ESTATE SA(CR)	6.56	-1.21 E	6.64 25/10/2023	6.64	6.5	6.7	6.64	6.56	2@6.64	10@6.64	---	---	510	16	3,345.80	91,840.00	6.44	9.22	35101015
45,033,921	0.050	---	---	04/06/2008	27/03/2023	---	ATTICA BANK S.A. (CR)	11.16	-1.76 E	11.36 25/10/2023	11.06	11.02	11.4	11.2	11.168	1000@11.10	2@11.00	---	---	341	13	3,808.16	502,578.56	10.62	48.75	30101010
151,654,947	0.040	---	---	01/07/2008	21/02/2020	---	AVE (CR)	0.524	---	0.524 25/10/2023	0.526	0.526	0.54	0.538	0.528	5000@0.510	792@0.538	---	---	280	4	147.74	79,467.19	0.492	0.586	40301010
10,500,000	4.00	0.37 0.29	0.3	16/05/2023	02/08/2016	---	INTERCONTINENTAL (CR)	6.15	---	6.15 25/10/2023	---	---	---	---	350@6.10	700@6.25	11.73	2022	---	---	---	64,575.00	6.1	6.85	35102000	

Number of Outstanding Securities	Nominal Value	Dividends [1] 2020 2021 2022	Date of Last Dividend [2]	Date of Last Coupon Right	Note	Shares	Closing price	% change	Previous closing price/date	Open price	Price min	Price max	Last price	Avg price	Last Bid [7]	Last Ask [7]	P/E after tax	Year	Volume	Trades	Transactions Value[8]	Company Mkt Value (thou. €)	Year low	Year high	Sector[4]			
57,434,884	1.17	05/06/2008	12/06/2009	...	REDS S.A. (CR)	2.25	...	2.25	25/10/2023	701@2.17	785@2.30	129,228.49	2.06	3	35101010			
152,360,643	0.500	0.01	0.02	0.03	23/06/2023	10/06/2020	...	TRASTOR REAL EST. INV. CO.(CR)	1.09	...	1.09	25/10/2023	1000@1.05	520@1.13	166,073.10	0.965	1.23	35102000		
15,000,000	0.300	06/07/2007	18/07/2000	...	DAIOS PLASTICS SA (CR)	3.3	...	3.3	25/10/2023	310@3.24	49,500.00	2.92	3.54	50203015			
2,760,000	11.83	9.4	11	11.8	14/06/2023	16/07/1990	...	KARELIA (CR)	308	2.67	300	25/10/2023	306	304	308	308	307	2@304.00	4@308.00	44	8	13,508.00	850,080.00	288	364	45103010
6,700,000	0.800	0.179	0.047	0.047	23/08/2023	29/05/2014	...	MILLS KEPENOS (CR)	2.02	...	2.02	25/10/2023	1000@2.02	427@2.20	14.92	2022	13,534.00	1.93	2.7	45102020		
18,017,472	0.360	09/09/2022	28/08/2017	...	KTIMA KOSTAS LAZARIDIS SA (CR)	1.92	...	1.92	25/10/2023	100@1.76	43@1.91	34,593.55	1.55	2.06	45101015			
21,364,000	1.12	0.4	21/08/2023	08/03/2023	...	LAMPASA HOTEL SA (CR)	28.6	-1.38	29	25/10/2023	28.2	28.2	28.6	28.6	28.443	43@28.60	100@29.40	352	8	10,012.00	611,010.40	20.6	29.8	40501025
32,188,050	1.04	21/07/2008	20/01/2000	...	MOUZAKIS (CR)	0.6	...	0.6	25/10/2023	455@0.570	200@0.640	19,312.83	0.57	0.806	55101020			
8,321,682	0.670	17/08/2007	23/11/1999	...	N. LEVENTERIS (CR)	0.282	...	0.282	25/10/2023	1420@0.278	...	2022	3,120.18	0.22	0.364	55102010			
6,340,000	0.600	0.134	0.17	0.1	09/12/2022	12/01/2023	...	NAKAS MUSIC	2.7	...	2.7	25/10/2023	2.62	2.62	2.66	2.66	2.64	10@2.64	5@2.70	20	2	52.80	17,118.00	2.16	3.02	40401030
10,080,000	3.00	1.42	1.5	1.45	11/05/2023	27/08/2001	...	TPA SA (CR)	22.7	...	22.7	25/10/2023	22.7	22.7	22.7	22.7	22.7	10@22.60	159@23.10	100	1	2,270.00	228,816.00	22	26.3	50206060
27,379,200	0.980	0.45	01/08/2023	29/08/2022	...	CRETE PLASTICS SA (CR)	15.2	...	15.2	25/10/2023	15.2	15.2	15.2	15.2	15.2	14@14.60	243@15.20	57	1	866.40	416,163.84	14.2	17.9	50203015
255,494,534	2.71	0.352	0.279	0.255	16/06/2023	30/09/2021	...	PRODEA (CR)	7.2	...	7.2	25/10/2023	1000@7.30	79@7.45	1,839,560.64	6.5	8.6	35102000		
4,181,450	0.500	21/08/2000	05/03/2002	...	FLOUR MILLS SARANTOPOULOS SA	1.1	...	1.1	25/10/2023	4,599.60	0.875	1.5	45102020			

Exchange Traded Funds (ETFs)

924,675	15/06/2016	...	ALPHA ETF FTSE Athex Large Cap	29.17	-0.61	29.35	25/10/2023	30.1	28.905	30.1	29.17	29.16	37@28.85	4,897	54	142,797.92	...	22.5	35	12003
---------	-----	-----	-----	------------	-----	--------------------------------	-------	-------	-------	------------	------	--------	------	-------	-------	----------	-----	-----	-----	-------	----	------------	-----	------	----	-------

Surveillance

356,314,416	0.060	07/07/2010	21/09/2017	5160	FRIGOGLASS SA (CR)	0.069	...	0.069	25/10/2023	0.07	0.07	0.07	0.07	0.07	6000@0.066	47020@0.070	5,434	5	380.38	24,585.69	0.05	0.158	50204000
65,326,268	0.530	04/07/2007	19/07/2006	4750	SATO SA (CR)	0.033	...	0.033	25/10/2023	0.036	0.036	0.036	0.036	0.036	5300@0.031	22000@0.036	12,000	3	432.00	2,155.77	0.018	0.069	40202015
13,191,620	0.620	04/08/2010	09/09/2002	5232	YALCO - CONSTANTINOU (CR)	0.218	...	0.218	25/10/2023	2500@0.197	780@0.226	2,875.77	0.12	0.28	40202020		
13,000,000	1.00	01/08/2007	07/04/2000	5093	AKRITAS SA (CR)	0.72	...	0.72	25/10/2023	0.66	0.66	0.66	0.66	300@0.660	40@0.700	30	2	19.80	9,360.00	0.414	0.72	50101035	
221,519,681	0.300	02/07/2008	28/02/2011	4957	ANEK LINES SA (CR)	0.28	2.19	0.274	25/10/2023	0.27	0.27	0.28	0.28	290@0.274	173277@0.280	398,768	38	111,587.54	62,938.90	0.177	0.3	40501015	
312,163	0.300	02/07/2008	28/02/2011	4959	ANEK LINES SA (PR, issue '90)	0.072	...	0.072	25/10/2023	39930@0.079	62,938.90	0.072	0.086	40501015		
2,969,713	0.300	02/07/2008	28/02/2011	4958	ANEK LINES SA (PR, issue '96)	0.3	...	0.3	25/10/2023	62,938.90	0.173	0.38	40501015		
17,579,754	4.16	18/08/2006	02/08/2010	...	BIOTER SA (CR)	0.202	-1.94	0.206	25/10/2023	0.202	0.202	0.202	0.202	0.202	1500@0.202	10431@0.226	5,000	2	1,010.00	3,551.11	0.198	0.398	50101010
54,654,600	0.050	01/07/1998	30/12/2022	5275	VIS SA (CR)	0.322	...	0.322	25/10/2023	10575@0.300	...	2022	17,598.78	0.136	0.378	50203030		
51,754,364	0.300	23/12/2003	24/01/2007	5197	SELECTED TEXT. IND. ASSOC (CR)	0.0975	...	0.0975	25/10/2023	0.1	0.1	0.1	0.1	0.1	3500@0.098	4499@0.100	3,000	3	300.00	5,046.05	0.0975	0.202	55101020
604,095,621	0.300	30/05/2013	10/10/2023	...	INTRALOT (CR)	0.715	5.15	0.68	25/10/2023	0.695	0.695	0.715	0.715	0.707	15450@0.710	54500@0.720	470,499	124	332,656.79	431,928.37	0.5526	0.7482	40501020
15,842,391	1.51	15/07/2009	12/05/2000	5141	BITROS HOLDING SA (CR)	0.5	...	0.5	25/10/2023	695@0.458	7,921.20	0.376	0.82	55102010		
24,319,250	0.300	09/07/2002	04/07/2007	5165	PROODEFTIKH SA (CR)	0.494	...	0.494	25/10/2023	1400@0.446	12,013.71	0.4	0.6	50101010		
28,438,268	0.070	21/08/2006	24/11/1999	5253	SPIROY AGRICULTURE SA (CR)	0.2	...	0.2	25/10/2023	6066@0.180	5,687.65	0.144	0.24	45102010		
1,011,000	1.00	01/07/2004	11/12/2012	5193	TRIA ALFA SA (CR)	7.7	...	7.7	25/10/2023	7.9	7.7	7.9	7.7	7.86	7@7.75	39@7.90	58.97	2022	25	3	196.50	7,784.70	7.5	16.9	55101020

Suspension Status

66,948,210	0.300	22/09/2015	22/09/2015	5179	FOLLI FOLLIE (CR)	4.8	...	4.8	24/05/2018	321,351.41	4.8	4.8	40401030
12,417,000	0.310	27/08/2019	28/08/2017	5233	MLS MULTIMEDIA SA (CR)	0.57	...	0.57	12/05/2020	7,077.69	0.57	0.57	10101015
6,330,002	0.300	25/06/2002	15/03/2019	5278	VARVARESSOS (CR)	0.24	...	0.24	02/05/2023	1,519.20	0.16	0.25	55101020
3,961,300	1.28	29/06/2004	03/08/2000	5248	DUROS SA (CR)	0.25	...	0.25	24/04/2023	990.33	0.2	0.3	40204020

Number of Outstanding Securities	Nominal Value	Dividends [1]			Date of Last Coupon		Note	Shares	Closing price	% change	Previous closing price/date	Open price	Price min	Price max	Last price	Avg price	Last Bid [7]	Last Ask [7]	P/E after tax	Year	Volume	Trades	Transactions Value[8]	Company Mkt Value (thou. €)	Year low	Year high	Sector[4]
		2020	2021	2022	Dividend [2]	Right																					
7,085,888	1.59	---	---	---	02/07/1996	06/09/2010	5216	ELVIEMEK (CR)	2.6	---	2.6	30/09/2019	---	---	---	---	---	---	---	---	---	---	---	18,423.31	2.6	2.6	35101010
7,125,216	0.650	---	---	---	01/07/2005	14/12/1999	4955	KRE.KA SA (CR)	0.28	---	0.28	06/04/2023	---	---	---	---	---	---	---	---	---	---	---	1,995.06	0.17	0.43	45102010
7,734,375	1.00	---	---	---	09/07/2007	07/01/2011	5277	LIVANIS SA (CR)	0.125	---	0.125	28/04/2023	---	---	---	---	---	---	---	---	---	---	---	966.80	0.12	0.18	40301030

Shares' Notes

Code	Note text
()	- Adjusted dividends.
*	- Last adjusted closing price.
[1]	- Net dividends.
[2]	- The "Date of Last Coupon" for New listings refers to the date company's stocks started to trade in Athex
[3]	- The Company Market Value is referred to the number of outstanding shares
[4]	- Sectors codification can be found in Appendix A
[5]	- The Market Value refers to the total number of shares listed (including their several classes) in the exchange by the company.
[6]	- P/E greater than 100
[7]	- Last view of the Order Book before the end of the trading session
[8]	- All Blocks Methods' Transactions Value are included.
4750	- Transfer to the Under Surveillance Category from 8/4/2011.
4955	- Transfer to the Surveillance Category as from 5/4/2013.
4957	- Transfer to the Surveillance Category as from 5/4/2013.
4958	- Transfer to the Surveillance Category as from 5/4/2013.
4959	- Transfer to the Surveillance Category as from 5/4/2013.
5093	- Transfer to the Surveillance Category as of 8/4/2015.
5141	- Transfer to the Surveillance Category as of 10/05/2017.
5160	- Transfer to the Surveillance Category as of 15/04/2016.
5165	- Transfer to the Surveillance Category as of 15/02/2018.
5179	- Suspension of trading as of 25/05/2018.
5193	- Transfer to the Surveillance Category as of 25/10/2018.
5197	- Transfer to the Surveillance Category as of 07/11/2018.
5216	- Suspension of trading as of 01/10/2019.
5232	- Transfer to the Under Surveillance Category from 08/04/2011.
5233	- Suspension of trading as of 13/05/2020.
5248	- Transfer to the Surveillance Category as of 06/09/20116.
5253	- Transfer to the Surveillance Category as of 14/5/2021.
5275	- Transfer to the Surveillance Category as of 09/07/2020.
5277	- Suspension of trading as of 02/05/2023.
5278	- Suspension of trading as of 03/05/2023.

Securities Blocks Details

Securities	Block Volume	Price	Block Trade Value	Time of approval	Note
JUMBO SA (CR)	8,260	26.40	218,064.00	10:51:20	20
TERNA ENERGY (CR)	20,000	13.80	276,000.00	10:57:28	20
MYTILINEOS (CR)	25,000	36.94	923,500.00	11:11:32	20
TERNA ENERGY (CR)	49,282	13.74	677,134.68	11:21:09	20
MYTILINEOS (CR)	13,794	36.94	509,550.36	11:34:31	20
ENTERSOFT (CR)	40,000	5.74	229,600.00	11:44:17	20
ENTERSOFT (CR)	40,000	5.74	229,600.00	11:45:09	20
ENTERSOFT (CR)	35,000	5.74	200,900.00	11:51:59	20
ENTERSOFT (CR)	35,000	5.74	200,900.00	11:52:48	20
MYTILINEOS (CR)	14,736	36.88	543,463.68	11:55:57	20
EUROBANK HOLDINGS (CR)	212,195	1.49	316,807.14	12:07:47	20
HELLENIC EXCHANGES-A.S.E. (CR)	30,000	4.55	136,500.00	12:10:07	20
HELLENIC EXCHANGES-A.S.E. (CR)	20,000	4.55	91,000.00	12:11:03	20
HELLENIC EXCHANGES-A.S.E. (CR)	25,000	4.55	113,750.00	12:16:42	20
OPTIMA BANK (CR)	50,000	7.00	350,000.00	12:18:57	20
NATIONAL BANK (CR)	100,000	5.52	551,600.00	12:33:34	20
MYTILINEOS (CR)	20,000	36.62	732,400.00	12:44:31	20
NATIONAL BANK (CR)	375,000	5.51	2,066,250.00	13:33:05	20
EUROBANK HOLDINGS (CR)	850,000	1.49	1,265,650.00	14:38:14	20
PIRAEUS FINANCIAL HOLD (CR)	80,000	2.73	218,080.00	15:39:38	20
PIRAEUS FINANCIAL HOLD (CR)	100,000	2.73	272,600.00	15:39:57	20
NATIONAL BANK (CR)	649,513	5.50	3,573,620.53	16:31:23	20
MYTILINEOS (CR)	28,500	36.20	1,031,700.00	16:42:09	20
OPAP (CR)	43,800	15.37	673,206.00	17:10:33	20
OPAP (CR)	69,977	15.38	1,076,246.26	17:10:58	20
NATIONAL BANK (CR)	150,000	5.51	826,500.00	17:12:13	20

Blocks Notes

9 - Method 6-1 / Special Fees

10 - Method 6-1 / Special Fees, SDS

14 - Method 6-3 / Settlement, Incomplete Buy and Sell

18 - Method 6-2 / SPOT 1

19 - Method 6-2 / SPOT 2

20 - Method 6-1 and Method 6-1 Same Day Settlement

21 - Other Pre-agreed

Shares Rights Details

Occurred date	Exercise from	Exercise until	Trading until	Rights	Price min	Price max	Closing price	Last Bid	Last Ask	Volume	Trades	Transactions Value
10/10/2023	13/10/2023	26/10/2023	23/10/2023	INTRALOT S.A. (CR)	---	---	---	---	---	---	---	---

Forced Sales Details

Securities	Category of Security	Transactions Volume	Number of Trades	Transactions Value	Note
------------	----------------------	------------------------	---------------------	-----------------------	------

No Forced Transactions.

Forced Sales Notes

- 1 - Compulsory Public Forced Sales
- 2 - Forced Sales of Fixed Registered Shares
- 3 - Forced Sales of Remaining Fractional Shares

Exchange Traded Funds (ETFs) Characteristics

	Transactions Date (T)	Creation / Redemption	Units (T-1)	New Units (T-1)	Redemption Units (T-1)	Units (T) [1]	Fund Assets [2]	Net Unit Price	Dividend per Unit	Dividend Date
ALPHA ETF FTSE Athex Large Cap	26/10/2023	5,000	924,675	---	---	924,675	27,098,420.00	29.3059	0.62	03/07/2023

ETFs Notes

[1] - Units (T) = Units (T-1) + New Units (T-1) - Redemption Units (T-1)

[2] - The Creation / Redemption Units of T-1 are included.

Non Convertible Corporate Bonds - Regulated Market

Num Listed Bonds	Nominal price	Issue price	Today's Rate	Exp. Date	Duration (years)	Note	Coupon		Trading Unit	Corporate Bonds	Accrued Int.	Yield.T.Mat	Price min	Price max	Closing price	Previous closing price/date	Volume	Transactions Value	Last order		Date	ear min	Year max	
							Common	Preferred											Price	Buy / Sell				
100,000	1,000.00	1,000.00	2.70	25/05/2026	5	---	5	---	1	COSTAMARE PARTICIPATIONS PLC (Non Convertible)	11.8500	4.3280	95.5000	95.5000	95.5000	95.5000	25/10/2023	1,000	966.85	94.8500	B	26/10/2023	92.6000	97.0000
320,000	1,000.00	1,000.00	3.40	21/07/2027	7	---	7	---	1	LAMDA DEVELOPMENT S.A. (Non Convertible)	9.5389	5.0940	92.0001	92.8000	92.8000	92.7110	25/10/2023	3,000	2,804.62	91.2000	B	26/10/2023	90.2000	95.5000
200,000	1,000.00	1,000.00	2.10	27/10/2027	7	---	6	---	1	O.P.A.P. S.A. (Non Convertible)	---	4.1370	92.0000	92.0000	92.0000	91.6330	25/10/2023	1,000	920.18	90.0000	B	26/10/2023	89.2745	95.4000
200,000	1,000.00	1,000.00	1.90	23/03/2028	7	---	6	---	1	MOTOR OIL CORINTH REFINERIES SA (Non Convertible)	1.8472	4.3540	90.0000	90.0000	90.0000	90.0000	25/10/2023	1,000	901.85	89.9500	B	26/10/2023	87.5500	92.6000
100,000	1,000.00	1,000.00	2.95	11/02/2027	5	---	4	---	1	SAFE BULKERS PARTICIPATIONS PLC (Non Convertible)	6.5556	5.3200	---	---	---	92.5000	25/10/2023	---	---	92.0000	B	26/10/2023	89.9269	97.9500
230,000	1,000.00	1,000.00	4.70	12/07/2029	7	---	3	---	1	LAMDA DEVELOPMENT S.A. (Non convertible)	14.3611	4.6760	98.8000	99.2000	98.8000	99.1880	25/10/2023	25,000	25,108.03	98.5000	B	26/10/2023	94.9889	101.0000
100,000	1,000.00	1,000.00	4.40	26/07/2029	7	---	3	---	1	CPLP SHIPPING HOLDINGS PLC (Non Convertible)	11.7333	4.9890	96.0000	96.2000	96.0800	96.2000	25/10/2023	5,000	4,862.67	95.5000	B	26/10/2023	94.9625	100.8000
200,000	1,000.00	1,000.00	3.60	12/03/2026	7	---	10	---	1	AEGEAN AIRLINES S.A. (Non Convertible)	4.8000	4.4250	95.6000	96.6500	96.5736	96.7000	25/10/2023	55,000	53,379.50	95.6200	B	26/10/2023	95.6301	98.9000
500,000	1,000.00	1,000.00	2.75	03/07/2027	7	---	7	---	1	GEK TERNA S.A. (Non Convertible)	9.0903	5.6320	89.2500	89.5800	89.4906	89.5280	25/10/2023	28,000	25,311.89	89.3000	B	26/10/2023	86.8000	94.4535
120,000	1,000.00	1,000.00	3.95	04/04/2025	7	---	12	---	1	GEK TERNA S.A. (Non Convertible)	2.8528	4.1130	---	---	---	98.5130	24/10/2023	---	---	98.6000	B	26/10/2023	97.5523	100.5000
175,000	1,000.00	1,000.00	3.40	26/07/2024	5	---	9	---	1	ATTICA HOLDINGS S.A. (Non Convertible)	9.0667	5.7030	---	---	---	97.7100	25/10/2023	---	---	97.9600	B	26/10/2023	96.6179	99.4500
300,000	1,000.00	1,000.00	2.30	20/07/2028	7	---	5	---	1	PRODEA REIC S.A.(Non Convertible)	6.5167	5.9380	85.0000	85.6500	85.2300	85.6500	25/10/2023	5,000	4,294.08	84.9000	B	26/10/2023	82.0100	89.1000
150,000	1,000.00	1,000.00	2.65	22/10/2026	5	---	5	---	1	CPLP SHIPPING HOLDINGS PLC (Non Convertible)	0.5153	5.1160	92.8000	92.8000	92.8000	92.7300	25/10/2023	2,000	1,857.03	92.6000	B	26/10/2023	92.4500	96.0000
250,000	1,000.00	1,000.00	2.45	16/11/2028	7	---	4	---	1	ELVALHALCOR S.A. (Non Convertible)	11.3653	5.5870	86.4000	86.9000	86.4100	86.3750	25/10/2023	41,000	35,896.98	85.9100	B	26/10/2023	84.0000	92.0000
120,000	1,000.00	1,000.00	2.65	06/12/2028	7	---	4	---	1	NOVAL PROPERTY REIC (Non Convertible)	10.7472	5.7490	86.4000	87.0000	86.4500	86.2200	25/10/2023	19,000	16,629.20	83.1200	B	26/10/2023	83.8000	91.9500
300,000	1,000.00	1,000.00	2.30	14/12/2028	7	---	4	---	1	GEK TERNA S.A. (Non Convertible)	8.8167	6.1050	83.7000	83.9800	83.9057	83.3000	25/10/2023	7,000	5,935.12	83.5000	B	26/10/2023	80.0010	90.3500
100,000	1,000.00	1,000.00	2.80	25/01/2027	5	---	4	---	1	PREMIA S.A. (Non Convertible)	7.5444	6.2190	---	---	---	89.8000	25/10/2023	---	---	89.6000	B	26/10/2023	87.6862	95.9899
500,000	1,000.00	1,000.00	4.00	10/07/2030	7	---	1	---	1	MYTILINEOS S.A. (Non Convertible)	12.4444	4.2000	98.5000	98.7000	98.6749	98.6000	25/10/2023	40,000	39,967.75	98.6000	B	26/10/2023	98.4000	100.0700

Corporate Bonds Notes

Transactions Volume = (Pieces) * (Nominal Price). Transactions Value = (Pieces) * (Nominal Price) * (price %) + (Accrued interest).

The price of a Bond is stated as a percentage (%) of Bond's Nominal Price.

Nominal Price in Euros (€), except if it is noted differently.

Non Convertible Corporate Bonds - Regulated Market

Num Listed Bonds	Nominal price	Issue price	Today's Rate	Exp. Date	Duration (years)	Note	Coupon		Trading Unit	Corporate Bonds	Accrued Int.	Yield.T.Mat	Price min	Price max	Closing price	Previous closing price/date	Volume	Transactions Value	Last order			ear min	Year max	
							Common	Preferred											Price	Buy / Sell	Date			
150,000	1,000.00	1,000.00	2.60	22/10/2026	7	---	9	---	1	TERNA ENERGY FINANCE S.A. (Non Convertible)	0.5056	4.9870	---	---	---	92.3220	25/10/2023	---	---	91.5300	B	26/10/2023	90.4543	95.7400

Corporate Bonds Notes

Transactions Volume = (Pieces) * (Nominal Price). Transactions Value = (Pieces) * (Nominal Price) * (price %) + (Accrued interest).

The price of a Bond is stated as a percentage (%) of Bond's Nominal Price.

Nominal Price in Euros (€), except if it is noted differently.

Government Bonds

Number Listed Bonds	Nominal price	Today's Rate	Accrued Interest Calc	Exp. Date [1]	Duration (years)	Note	Coupons Date	Curr. coupon value	Trading Unit	Government Bonds	Price min	Price max	Closing price	Previous closing price/date	Volume	Transactions Value	Price	Last order Buy / Sell	Date
4,500,000	1,000.00	1.88	Actual/Actual	04/02/2035	15	---	04/02	1.88	1	GGB-FXD-040235-15Y-1.875-1.000	---	---	---	---	---	---	---	---	---
1,805,793	1,000.00	3.45	Actual/Actual	02/04/2024	5	---	02/04	3.45	1	GGB-FXD-020424-05Y-3.450-1.000	---	---	---	---	---	---	---	---	---
6,000,000	1,000.00	0.75	Actual/Actual	18/06/2031	10	---	18/06	0.75	1	GGB-FXD-180631-10Y-0.750-1.000	---	---	---	---	---	---	---	---	---
2,900,000	1,000.00	3.88	Actual/Actual	15/06/2028	5	---	15/06	3.88	1	GGB-FXD-150628-05Y-3.875-1.000	---	---	---	---	---	---	---	---	---
5,962,747,327	1.00	3.75	Actual/Actual	30/01/2028	10	---	/02 - 01/02 - 31/	3.75	1	GGB-FXD-300128-10Y-3.750-1.000	---	---	---	85.4610 13/07/2018	---	---	1.0000	B	28/11/2018
7,067,309,386	1.00	3.90	Actual/Actual	30/01/2033	15	---	/02 - 01/02 - 31/	3.90	1	GGB-FXD-300133-15Y-3.900-1.000	---	---	---	78.6730 13/07/2018	---	---	1.0000	B	28/11/2018
5,622,848,349	1.00	4.00	Actual/Actual	30/01/2037	19	---	/02 - 01/02 - 31/	4.00	1	GGB-FXD-300137-19Y-4.000-1.000	---	---	---	77.0370 13/07/2018	---	---	1.0000	B	28/11/2018
5,476,770,669	1.00	4.20	Actual/Actual	30/01/2042	24	---	/02 - 01/02 - 31/	4.20	1	GGB-FXD-300142-24Y-4.200-1.000	---	---	---	77.7640 13/07/2018	---	---	1.0000	B	28/11/2018
48,794,718	1.00	4.30	Actual/Actual	24/02/2024	12	---	24/02	4.30	1	GGB-FXD-240224-12Y-2.000-1.000	---	---	---	10.0000 22/06/2015	---	---	---	---	---
40,248,141	1.00	4.30	Actual/Actual	24/02/2025	13	---	24/02	4.30	1	GGB-FXD-240225-13Y-2.000-1.000	---	---	---	10.0000 22/06/2015	---	---	---	---	---
59,586,043	1.00	4.30	Actual/Actual	24/02/2026	14	---	24/02	4.30	1	GGB-FXD-240226-14Y-2.000-1.000	---	---	---	10.0000 22/06/2015	---	---	---	---	---
41,118,344	1.00	4.30	Actual/Actual	24/02/2027	15	---	24/02	4.30	1	GGB-FXD-240227-15Y-2.000-1.000	---	---	---	10.0000 22/06/2015	---	---	---	---	---
45,137,734	1.00	4.30	Actual/Actual	24/02/2028	16	---	24/02	4.30	1	GGB-FXD-240228-16Y-2.000-1.000	---	---	---	10.0000 22/06/2015	---	---	---	---	---
61,768,888	1.00	4.30	Actual/Actual	24/02/2029	17	---	24/02	4.30	1	GGB-FXD-240229-17Y-2.000-1.000	---	---	---	10.0000 22/06/2015	---	---	---	---	---
54,567,744	1.00	4.30	Actual/Actual	24/02/2030	18	---	24/02	4.30	1	GGB-FXD-240230-18Y-2.000-1.000	---	---	---	10.0000 22/06/2015	---	---	---	---	---
37,541,515	1.00	4.30	Actual/Actual	24/02/2031	19	---	24/02	4.30	1	GGB-FXD-240231-19Y-2.000-1.000	---	---	---	10.0000 22/06/2015	---	---	---	---	---
37,558,317	1.00	4.30	Actual/Actual	24/02/2032	20	---	24/02	4.30	1	GGB-FXD-240232-20Y-2.000-1.000	---	---	---	10.0000 22/06/2015	---	---	---	---	---
37,473,732	1.00	4.30	Actual/Actual	24/02/2033	21	---	24/02	4.30	1	GGB-FXD-240233-21Y-2.000-1.000	---	---	---	10.0000 22/06/2015	---	---	---	---	---
33,888,293	1.00	4.30	Actual/Actual	24/02/2034	22	---	24/02	4.30	1	GGB-FXD-240234-22Y-2.000-1.000	---	---	---	10.0000 22/06/2015	---	---	---	---	---
35,177,800	1.00	4.30	Actual/Actual	24/02/2035	23	---	24/02	4.30	1	GGB-FXD-240235-23Y-2.000-1.000	---	---	---	10.0000 22/06/2015	---	---	---	---	---
35,547,268	1.00	4.30	Actual/Actual	24/02/2036	24	---	24/02	4.30	1	GGB-FXD-240236-24Y-2.000-1.000	---	---	---	10.0000 22/06/2015	---	---	---	---	---
40,246,306	1.00	4.30	Actual/Actual	24/02/2037	25	---	24/02	4.30	1	GGB-FXD-240237-25Y-2.000-1.000	---	---	---	10.0000 22/06/2015	---	---	---	---	---
37,643,952	1.00	4.30	Actual/Actual	24/02/2038	26	---	24/02	4.30	1	GGB-FXD-240238-26Y-2.000-1.000	---	---	---	10.0000 22/06/2015	---	---	---	---	---
36,977,100	1.00	4.30	Actual/Actual	24/02/2039	27	---	24/02	4.30	1	GGB-FXD-240239-27Y-2.000-1.000	---	---	---	10.0000 22/06/2015	---	---	---	---	---
41,615,000	1.00	4.30	Actual/Actual	24/02/2040	28	---	24/02	4.30	1	GGB-FXD-240240-28Y-2.000-1.000	---	---	---	10.0000 22/06/2015	---	---	---	---	---
42,227,208	1.00	4.30	Actual/Actual	24/02/2041	29	---	24/02	4.30	1	GGB-FXD-240241-29Y-2.000-1.000	---	---	---	10.0000 22/06/2015	---	---	---	---	---
68,288,487	1.00	4.30	Actual/Actual	24/02/2042	30	---	24/02	4.30	1	GGB-FXD-240242-30Y-2.000-1.000	---	---	---	10.0000 22/06/2015	---	---	---	---	---
4,000,000	1,000.00	3.88	Actual/Actual	12/03/2029	10	---	12/03	3.88	1	GGB-FXD-120329-10Y-3.875-1.000	---	---	---	---	---	---	100.0000	B	15/10/2019
4,500,000	1,000.00	0.00	Actual/Actual	12/02/2026	5	---	12/02	0.00	1	GGB-FXD-120226-05Y-0.000-1.000	---	---	---	---	---	---	---	---	---
2,209,163	1,000.00	3.38	Actual/Actual	15/02/2025	7	---	15/02	3.38	1	GGB-FXD-150225-07Y-3.375-1.000	---	---	---	---	---	---	---	---	---
964,000	1,000.00	3.25	Actual/Actual	20/03/2025	6	---	20/03	3.25	1	GGB-FXD-200325-06Y-3.250-1.000	---	---	---	---	---	---	---	---	---
2,100,000	1,000.00	3.55	Actual/Actual	20/03/2026	7	---	20/03	3.55	1	GGB-FXD-200326-07Y-3.550-1.000	---	---	---	---	---	---	---	---	---
5,500,000	1,000.00	1.50	Actual/Actual	18/06/2030	10	---	18/06	1.50	1	GGB-FXD-180630-10Y-1.500-1.000	---	---	---	---	---	---	---	---	---
3,500,000	1,000.00	4.38	Actual/Actual	18/07/2038	15	---	18/07	4.38	1	GGB-FXD-180738-15Y-4.375-1.000	---	---	---	---	---	---	---	---	---

Government Bonds Notes

Transactions Volume = (Pieces) * (Nominal Price). Transactions Value = (Pieces) * (Nominal Price) * (price %) + (Accrued interest).

The Value of current coupon for the issues with NV 0.01 euro refers to NV 100 euros

FLR: Floating Interest Rate.

[1] - The Expiration Date of the interest bearing period and the Date for coupon payment.

Government Bonds

Number Listed Bonds	Nominal price	Today's Rate	Accrued Interest Calc	Exp. Date [1]	Duration (years)	Note	Coupons Date	Curr. coupon value	Trading Unit	Government Bonds	Price min	Price max	Closing price	Previous closing price/date	Volume	Transactions Value	Price	Last order Buy / Sell	Date
40,000	1,000.00	4.67	FLR	Actual/360	18/09/2024	1	---	18/09 - 19/03	---	1	GGB-FLT-180924-01Y-4.670-1.000	---	---	---	---	---	---	---	---
5,364,250	1,000.00	3.25		Actual/Actual	20/03/2050	30	---	20/03	3.25	1	GGB-FXD-200350-30Y-3.250-1.000	---	---	---	---	---	---	---	---
3,924,361	1,000.00	2.00		Actual/Actual	22/04/2027	7	---	22/04	2.00	1	GGB-FXD-220427-07Y-2.000-1.000	---	---	---	---	---	99.9000	B	22/04/2020
2,500,000	1,000.00	1.88		Actual/Actual	23/07/2026	7	---	23/07	1.88	1	GGB-FXD-230726-07Y-1.875-1.000	---	---	---	---	---	---	---	---
4,500,000	1,000.00	4.25		Actual/Actual	15/06/2033	10	---	15/06	4.25	1	GGB-FXD-150633-10Y-4.250-1.000	---	---	---	---	---	---	---	---
3,500,000	1,000.00	1.88		Actual/Actual	24/01/2052	30	---	24/01	1.88	1	GGB-FXD-240152-30Y-1.875-1.000	---	---	---	---	---	---	---	---
3,700,000	1,000.00	1.75		Actual/Actual	18/06/2032	10	---	18/06	1.75	1	GGB-FXD-180632-10Y-1.750-1.000	---	---	---	---	---	---	---	---
2,200,000	1,000.00	1.13	FLR	Actual/360	15/12/2027	5	---	- 15/12 - 15/03 -	---	1	GGB-FLT-151227-05Y-1.130-1.000	---	---	---	---	---	102.1600	B	30/12/2022

Government Bonds Notes

Transactions Volume = (Pieces) * (Nominal Price). Transactions Value = (Pieces) * (Nominal Price) * (price %) + (Accrued interest).

The Value of current coupon for the issues with NV 0.01 euro refers to NV 100 euros

FLR: Floating Interest Rate.

[1] - The Expiration Date of the interest bearing period and the Date for coupon payment.

Treasury Bills & Zero Coupon Government Bonds

Issue Date	13-Week Maturity									26-Week Maturity									52-Week Maturity								
	Exp. Date	Initial Rate	Num Listed Bonds	Nominal price	Issue price	Last Trade Price	Last Trade Date	Volume Traded	Note	Exp. Date	Initial Rate	Num Listed Bonds	Nominal price	Issue price	Last Trade Price	Last Trade Date	Volume Traded	Note	Exp. Date	Initial Rate	Num Listed Bonds	Nominal price	Issue price	Last Trade Price	Last Trade Date	Volume Traded	Note
09/12/2022	---	---	---	---	---	---	---	---	---	---	---	---	---	---	---	---	---	---	08/12/2023	2.73	600,000	1,000.00	973.10	---	---	---	---
10/03/2023	---	---	---	---	---	---	---	---	---	---	---	---	---	---	---	---	---	---	08/03/2024	3.75	1,000,000	1,000.00	963.46	---	---	---	---
09/06/2023	---	---	---	---	---	---	---	---	---	---	---	---	---	---	---	---	---	---	07/06/2024	3.84	1,600,000	1,000.00	962.60	---	---	---	---
08/09/2023	---	---	---	---	---	---	---	---	---	---	---	---	---	---	---	---	---	---	06/09/2024	3.81	812,500	1,000.00	962.90	---	---	---	---

Bonds in Circulation	Currency / Min nominal traded Value	Coupons Payment Date	Current Coupon Value	Note	Coupon	Trading Unit	Issue Date	Duration (years)	Today's Interest	A.I.C in days	Bonds	Last price of previous days		Last Outcry in Cash (euro)		Trades in Pieces	Life min	Life Max	
												Price	Buy / Sell	Price	Buy / Sell				
Corporate Bonds in Foreign Currency and Euro																			
103,746	GBP / 10	01/12	0.25	---	64	1	01/12/1930	98	2.5	360	National Mortgage Bank	2.27	05/02/1996	2.27	S	05/02/1996	---	2.27	2.27
0	GBP / 10	01/12	0.25	---	66	1	01/12/1928	100	2.5	360	National Mortgage Bank	---	---	---	---	---	---	---	---

Government Bonds Notes

A.I.C: Accrued Interest Calculation base.

FLR: Floating Interest Rate.

The minimum tradeable Nominal Value for all Demeterialised Government Titles is 100 Euros.

(μφρ-0)

Athex & ATHEXClear Members List

Member Name				Stock Market			Derivatives Market		ATHEXClear Member	
	Address	Phone	Fax	Market Member	Remote Member	Market Maker	Proprietary	Market Maker	General Clearing	Direct Clearing
A. SARRIS SECURITIES S.A.				a						
6, ΔΡΑΓΑΤΣΑΝΙΟΥ 6 ΑΘΗΝΑ	2103367700									
AEONIC SECURITIES C.I.F. P.L.C.				a						
, ΛΑΪΟΥ 6, ΓΡ. 301B, ANNA COURT	35725337600									
ALPHA BANK S.A.									a	
, ΣΤΑΔΙΟΥ 40 ΑΘΗΝΑ	2103260000									
ALPHA FINANCE INVESTMENT SERVICES SINGLE MEMBER SA				a		a	a	a		a
5, ΠΑΝΕΠΙΣΤΗΜΙΟΥ 45 ΑΘΗΝΑ	2103677400									
ARGUS STOCKBROKERS LTD				a	a		a			
25, 25 ΛΕΩΦΟΡΟΣ ΔΗΜΟΣΘΕΝΗ ΣΕΒΕΡΗ	0035722717000									
ATLANTIC SECURITIES LTD				a	a					
37, ΠΡΟΔΡΟΜΟΥ 37	0035722445400									
AXON SECURITIES S.A.				a			a			
48, ΣΤΑΔΙΟΥ 48 ΑΘΗΝΑ	2103363800									
BETA SECURITIES S.A.				a		a	a			a
29, Λ. ΑΛΕΞΑΝΔΡΑΣ 29 ΑΘΗΝΑ	2106478930									
BNP PARIBAS S.A.									a	
, ΛΑΜΨΑΚΟΥ 2 ΑΘΗΝΑ	2107468525									
BOFA SECURITIES EUROPE SA				a	a					
, 112 AVENUE KL'BER 75116	+33 153655555									
CAPITAL SECURITIES S.A.				a			a			
58, ΜΗΤΡΟΠΟΛΕΩΣ 58 ΑΘΗΝΑ	2103369700									
CITIGROUP GLOBAL MARKETS EUROPE AG				a	a					
16, REUTERWEG 16	+49 691366-0									
CITIGROUP GLOBAL MARKETS LIMITED				a						
1, 33 CANADA SQUARE -CANARY WHARF	+44 02079864000									
CREDIT SUISSE BANK (EUROPE), S.A.				a	a					
, CALLE AYALA 42, 3A PLANTA-B MADRID	+34917916000									
CREDIT SUISSE SECURITIES (EUROPE) LIMITED				a						
1, ONE CABOT SQUARE LONDON	+44 2078888888									
CYCLOS SECURITIES S.A.				a			a			
39, ΧΑΡΙΛΑΟΥ ΤΡΙΚΟΥΠΗ 6-8-10 ΑΘΗΝΑ	2103364300									
DEUTSCHE BANK S.A.					a					
1, GREAT WINCHESTER STREET LONDON	+44 20 754 54209	00441133361437								
EUROBANK EQUITIES INVESTMENT FIRM SINGLE MEMBER SA				a		a	a	a		a
, ΦΙΛΕΛΛΗΝΩΝ 10 & ΞΕΝΟΦΩΝΤΟΣ 13 ΑΘΗΝΑ	2103720425									
EUROBANK S.A.									a	
, ΟΘΩΝΟΣ 8 ΑΘΗΝΑ	2144043907									
EUROCORP INVESTMENT SERVICES S.A.				a			a			a
14, ΠΛ.ΦΙΛΙΚΗΣ ΕΤΑΙΡΕΙΑΣ 14 ΑΘΗΝΑ	2107263600									
EUOTRUST INVESTMENT FIRM SA				a						
113, ΣΕΒΑΣΤΟΥΠΟΛΕΩΣ 113 ΑΘΗΝΑ	2103363100									
EUROXX SECURITIES S.A.				a		a	a	a		a
7, ΠΑΛΕΟΛΟΓΟΥ CHALANDRI	+30 2106879400	210-6879401								
7, ΠΑΛΑΙΟΛΟΓΟΥ CHALANDRI	(210)-6879400	(210)-6879401								
FREEDOM FINANCE EUROPE LTD				a	a					
, ΧΡΙΣΤΑΚΗ ΚΡΑΝΟΥ 20	035725257786									
G. A. PERVANAS SECURITIES- INVESTMENT SERVICES S.A.				a						
7-9, ΣΟΦΟΚΛΕΟΥΣ 7-9 ΑΘΗΝΑ	2103727200									
GLOBAL CAPITAL SECURITIES & FINANCIAL SERVICES LTD				a	a					
50, ΛΑΡΧΙΕΠΙΣΚΟΠΟΥ ΜΑΚΑΡΙΟΥ Γ50	0035722710710									
GREENPOST TRADING EUROPE LTD				a	a	a				
, ΚΙΜΩΝΟΣ 3, ACROPOLIS MANSIONS, 2ND FLOOR, FLAT/OFFICE 202	035722521389									
HELLENIC AMERICAN SECURITIES S.A.				a		a	a			a
27, ΑΝΔΡΕΑ ΠΑΠΑΝΔΡΕΟΥ 27 MAROUSI	2103311100									
HELLENIC BANK (INVESTMENTS) LTD					a					
, ΑΥΕ.ΚΥΡΙΑΚΟΥ MATSI 31 - PO BOX 24747 NICOSIA	+357 22500100	357 22500110								
HSBC CONTINENTAL EUROPE									a	
109-111, Λ.ΜΕΣΟΓΕΙΩΝ 109-111	2106960000									
INDEX SECURITIES S.A.				a						
6, ΔΡΑΓΑΤΣΑΝΙΟΥ 6 ΑΘΗΝΑ	2103213920									
J. CHR. MAVRIKIS SECURITIES S.A.				a						
5, ΣΟΦΟΚΛΕΟΥΣ 5 ΑΘΗΝΑ	2103216730									

Athex & ATHEXClear Members List

Member Name				Stock Market			Derivatives Market		ATHEXClear Member	
	Address	Phone	Fax	Market Member	Remote Member	Market Maker	Proprietary	Market Maker	General Clearing	Direct Clearing
KAPPA SECURITIES S.A.				a			a			
15, ΒΑΛΑΩΡΙΤΟΥ 15 ΑΘΗΝΑ	2103678600									
KARAMANOF SECURITIES & INVESTMENT SERVICES S.A.				a						
2, ΠΛ.ΑΓ.ΘΕΟΔΩΡΩΝ 2 ΑΘΗΝΑ	2103212947									
LAIKI FINANCIAL SERVICES LTD					a					
26, AVE. VYRONOS NICOSIA	357 22367367	357 22718567								
LEON DEPOLAS SECURITIES S.A.				a		a	a			
1, ΧΡΗΣΤΟΥ ΛΑΔΑ 1 ΑΘΗΝΑ	2103213276 -28									
MEGA EQUITY SECURITIES & FINANCIAL SERVICES PUBLIC LTD				a	a		a			
42-44, ΛΕΩΦ.ΓΡΙΒΑ ΔΙΓΕΝΗ 42-44	0035722711711									
MERIT SECURITIES S.A				a		a	a			a
5, ΣΟΦΟΚΛΕΟΥΣ 5 ΑΘΗΝΑ	2103671880									
MERRILL LYNCH INTERNATIONAL				a						
2, 2 KING EDWARD STREET LONDON	+44 20276281000									
N. CHRYSOCHOIDIS SECURITIES S.A.				a			a			a
7-9, ΣΟΦΟΚΛΕΟΥΣ 7-9 ΑΘΗΝΑ	2103213913									
NATIONAL BANK OF GREECE S.A.				a		a	a		a	
86, ΑΙΟΛΟΥ ΣΤΡ. ΑΘΗΝΑ	(210)-3341000	(210)-3228187								
68, ΑΚΑΔΙΜΙΑΣ ΣΤΡ. ΑΘΗΝΑ	(210)-3328817	(210)-3328678								
NATIONAL SECURITIES SINGLE MEMBER SA				a		a	a	a		
66, ΛΕΩΦΟΡΟΣ ΑΘΗΝΩΝ 128-132 & ΙΦΙΓΕΝΙΑΣ ΑΘΗΝΑ	2103328784									
NUNTIUS BROKERAGE AND INVESTMENT SERVICES S.A				a						
6, ΔΡΑΓΑΤΣΑΝΙΟΥ 6 ΑΘΗΝΑ	2103350599									
ONE PLUS CAPITAL LIMITED				a	a					
, 75 PRODROMOU AVENUE NICOSIA 1307	35722873760									
OPTIMA BANK S.A.				a		a	a	a	a	
, ΑΙΓΙΑΛΕΙΑΣ 32 & ΠΑΡΑΔΕΙΣΟΥ ΜΑΡΟΥΣΙ	210 8173000									
PANCRETA BANK S.A									a	
, ΙΚΑΡΟΥ 5	2810338746									
PANTELAKIS SECURITIES S.A.				a		a	a	a		
57, ΕΘΝΙΚΗΣ ΑΝΤΙΣΤΑΣΕΩΣ 57, ΚΤΙΠΙΟ Β CHALANDRI	2106965000								a	
PIRAEUS BANK S.A.				a			a			
, ΑΜΕΡΙΚΗΣ 4 ΑΘΗΝΑ	2103335000									
PIRAEUS SECURITIES S. A.				a		a	a	a		a
10, ΣΤΑΔΙΟΥ 10 ΑΘΗΝΑ	2103354100									
PROCHOICE SECURITIES LTD				a	a					
57, ΛΕΩΦ.ΣΠΥΡΟΥ ΚΥΠΡΙΑΝΟΥ 57, ΑΚΙΝΗΤΑ Φ	035724661192									
SHARELINK SECURITIES & FINANCIAL SERVICES LTD				a			a			
6, HOUSE-ΘΕΟΤΟΚΗ 6 ΜΕΓΑΡΟ ΕΛΜΗΝΑ	+357 22554200									
SOCIETE GENERALE S.A.				a	a		a			
, 17 COURS VALMY, CEDEX	+157290504									
SOLIDUS SECURITIES S.A				a			a			a
64, ΛΟΥΙΖΗΣ ΠΙΑΝΚΟΥΡ 64 ΑΘΗΝΑ	2106900600									
ST. EM. LAVRENTAKIS SECURITIES S.A.				a			a			
7-9, ΣΟΦΟΚΛΕΟΥΣ 7-9 ΑΘΗΝΑ	2103213336									
THE CYPRUS INVESTMENT & SECURITIES CORPORATION LTD				a	a					
154, ΑΓΙΟΥ ΠΡΟΚΟΠΙΟΥ & ΠΟΣΕΙΔΩΝΟΣ 1	0035722121700									
UBS EUROPE SE				a	a					
, OPERNTURM, BOCKENHEIMER LANDSTRASSE 2-4	496921790									
UBS LIMITED					a					
1, FINSBURY AVENUE LONDON	+44 2075687135									

List of Stocks under Market Making operations

Securities	Market Maker	Start Market Making	Stock Category	Suspension Status
MLS MULTIMEDIA SA (CR)				
	PIRAEUS SECURITIES S. A.	01/08/2019		
ALPHA ETF FTSE Athex Large Cap			Exchange Traded Funds (ETFs)	
	ALPHA FINANCE INVESTMENT SERVICES SINGLE MEMBER SA	02/01/1900		
	NATIONAL SECURITIES SINGLE MEMBER SA	02/01/1900		
ADMIE (IPTO) HOLDING S.A. (CR)			Main Market	
	EUROBANK EQUITIES INVESTMENT FIRM SINGLE MEMBER SA	24/05/2021		
	HELLENIC AMERICAN SECURITIES S.A.	09/03/2020		
	PIRAEUS SECURITIES S. A.	29/06/2017		
AEGEAN AIRLINES (CR)			Main Market	
	EUROBANK EQUITIES INVESTMENT FIRM SINGLE MEMBER SA	22/09/2020		
ALPHA SERVICES HOLD (CR)			Main Market	
	ALPHA FINANCE INVESTMENT SERVICES SINGLE MEMBER SA	29/02/2016		
	EUROBANK EQUITIES INVESTMENT FIRM SINGLE MEMBER SA	22/10/2006		
	GREENPOST TRADING EUROPE LTD	12/06/2023		
	HELLENIC AMERICAN SECURITIES S.A.	25/07/2014		
	LEON DEPOLAS SECURITIES S.A.	04/01/2016		
	MERIT SECURITIES S.A	03/09/2012		
	NATIONAL SECURITIES SINGLE MEMBER SA	02/01/1900		
	PIRAEUS SECURITIES S. A.	28/05/2009		
ALPHA TRUST (CR)			Main Market	
	EUROBANK EQUITIES INVESTMENT FIRM SINGLE MEMBER SA	06/02/2023		
	LEON DEPOLAS SECURITIES S.A.	04/01/2021		
ALUMIL (CR)			Main Market	
	PIRAEUS SECURITIES S. A.	31/07/2023		
ANDROMEDA SA (CR)			Main Market	
	BETA SECURITIES S.A.	15/02/2021		
	OPTIMA BANK S.A.	03/04/2023		
ATTICA BANK S.A. (CR)			Main Market	
	EUROXX SECURITIES S.A.	22/01/2016		
	PIRAEUS SECURITIES S. A.	20/09/2017		
AUSTRIACARD (CB)			Main Market	
	BETA SECURITIES S.A.	23/03/2023		
	EUROBANK EQUITIES INVESTMENT FIRM SINGLE MEMBER SA	15/05/2023		
AUTOHELLAS SA (CR)			Main Market	
	ALPHA FINANCE INVESTMENT SERVICES SINGLE MEMBER SA	01/07/2019		
	EUROXX SECURITIES S.A.	02/07/2018		
AVAX S.A. (CR)			Main Market	
	EUROBANK EQUITIES INVESTMENT FIRM SINGLE MEMBER SA	14/12/2015		
	OPTIMA BANK S.A.	04/09/2023		
	PIRAEUS SECURITIES S. A.	01/02/2021		
AVE (CR)			Main Market	
	EUROXX SECURITIES S.A.	05/06/2020		
BRIO PROPERTIES (CR)			Main Market	
	EUROBANK EQUITIES INVESTMENT FIRM SINGLE MEMBER SA	09/09/2019		
	LEON DEPOLAS SECURITIES S.A.	22/02/2021		
CC HBC AG (CR)			Main Market	
	BETA SECURITIES S.A.	08/03/2021		
	NATIONAL SECURITIES SINGLE MEMBER SA	02/01/1900		
	PIRAEUS SECURITIES S. A.	04/05/2015		
CENERGY HOLDINGS (CB)			Main Market	
	ALPHA FINANCE INVESTMENT SERVICES SINGLE MEMBER SA	02/01/2016		
	EUROBANK EQUITIES INVESTMENT FIRM SINGLE MEMBER SA	02/01/2016		
	OPTIMA BANK S.A.	14/03/2022		
	PANTELAKIS SECURITIES S.A.	27/12/2022		
CNL CAPITAL (CR)			Main Market	
	MERIT SECURITIES S.A	01/10/2018		
DIMAND (CR)			Main Market	
	ALPHA FINANCE INVESTMENT SERVICES SINGLE MEMBER SA	08/08/2022		
	EUROBANK EQUITIES INVESTMENT FIRM SINGLE MEMBER SA	08/08/2022		
	PANTELAKIS SECURITIES S.A.	15/05/2023		
EKTER SA (CR)			Main Market	
	BETA SECURITIES S.A.	26/09/2022		
	EUROBANK EQUITIES INVESTMENT FIRM SINGLE MEMBER SA	16/10/2017		
	LEON DEPOLAS SECURITIES S.A.	21/05/2018		
ELASTRON (CR)			Main Market	
	LEON DEPOLAS SECURITIES S.A.	20/02/2017		

List of Stocks under Market Making operations

Securities	Stock Category
Market Maker	Start Market Making
ELLAKTOR (CR)	Main Market
ALPHA FINANCE INVESTMENT SERVICES SINGLE MEMBER SA	18/03/2019
EUROBANK EQUITIES INVESTMENT FIRM SINGLE MEMBER SA	01/06/2012
EUROXX SECURITIES S.A.	24/09/2018
NATIONAL SECURITIES SINGLE MEMBER SA	02/01/1900
PIRAEUS SECURITIES S. A.	22/10/2018
ELTON SA (CR)	Main Market
EUROBANK EQUITIES INVESTMENT FIRM SINGLE MEMBER SA	28/11/2022
OPTIMA BANK S.A.	30/01/2023
ELVALHALCOR (CR)	Main Market
ALPHA FINANCE INVESTMENT SERVICES SINGLE MEMBER SA	07/05/2018
BETA SECURITIES S.A.	09/01/2023
EUROBANK EQUITIES INVESTMENT FIRM SINGLE MEMBER SA	07/05/2018
ENTERSOFT (CR)	Main Market
ALPHA FINANCE INVESTMENT SERVICES SINGLE MEMBER SA	23/03/2023
EUROBANK EQUITIES INVESTMENT FIRM SINGLE MEMBER SA	22/06/2020
EUROBANK HOLDINGS (CR)	Main Market
ALPHA FINANCE INVESTMENT SERVICES SINGLE MEMBER SA	09/01/2006
EUROBANK EQUITIES INVESTMENT FIRM SINGLE MEMBER SA	01/06/2012
GREENPOST TRADING EUROPE LTD	12/06/2023
HELLENIC AMERICAN SECURITIES S.A.	25/07/2014
LEON DEPOLAS SECURITIES S.A.	30/11/2018
MERIT SECURITIES S.A	06/11/2017
NATIONAL SECURITIES SINGLE MEMBER SA	02/01/1900
PIRAEUS SECURITIES S. A.	28/09/2009
EUROCONSULTANTS S.A. (CR)	Main Market
OPTIMA BANK S.A.	01/02/2023
EYDAP S.A. (CR)	Main Market
ALPHA FINANCE INVESTMENT SERVICES SINGLE MEMBER SA	27/01/2020
EUROBANK EQUITIES INVESTMENT FIRM SINGLE MEMBER SA	10/06/2019
FOURLIS (CR)	Main Market
EUROBANK EQUITIES INVESTMENT FIRM SINGLE MEMBER SA	01/12/2016
PIRAEUS SECURITIES S. A.	06/03/2017
GEK TERNA (CR)	Main Market
BETA SECURITIES S.A.	08/03/2021
EUROBANK EQUITIES INVESTMENT FIRM SINGLE MEMBER SA	24/05/2021
PIRAEUS SECURITIES S. A.	29/08/2019
GR. SARANTIS S.A. (CR)	Main Market
BETA SECURITIES S.A.	14/05/2012
EUROBANK EQUITIES INVESTMENT FIRM SINGLE MEMBER SA	24/10/2016
HELLENIC EXCHANGES-A.S.E. (CR)	Main Market
HELLENIC AMERICAN SECURITIES S.A.	01/09/2014
NATIONAL SECURITIES SINGLE MEMBER SA	02/01/1900
PIRAEUS SECURITIES S. A.	04/05/2015
HELLENIQ ENERGY (CR)	Main Market
HELLENIC AMERICAN SECURITIES S.A.	14/09/2015
PIRAEUS SECURITIES S. A.	20/03/2017
IDEAL HOLDINGS (CR)	Main Market
EUROBANK EQUITIES INVESTMENT FIRM SINGLE MEMBER SA	07/06/2021
PIRAEUS SECURITIES S. A.	07/06/2021
INTERCONTINENTAL (CR)	Main Market
LEON DEPOLAS SECURITIES S.A.	03/06/2019
INTERLIFE G.C.I.(CR)	Main Market
BETA SECURITIES S.A.	24/10/2022
INTERWOOD-XYLEMPORIA (CR)	Main Market
EUROBANK EQUITIES INVESTMENT FIRM SINGLE MEMBER SA	05/07/2021
PANTELAKIS SECURITIES S.A.	01/07/2021
INTRAKAT (CR)	Main Market
BETA SECURITIES S.A.	04/10/2021
PANTELAKIS SECURITIES S.A.	10/10/2022
JUMBO SA (CR)	Main Market
BETA SECURITIES S.A.	01/02/2021
EUROBANK EQUITIES INVESTMENT FIRM SINGLE MEMBER SA	25/05/2020
GREENPOST TRADING EUROPE LTD	12/06/2023
MERIT SECURITIES S.A	06/11/2017
PIRAEUS SECURITIES S. A.	06/03/2017
KLOUKINAS - LAPPAS SA (CR)	Main Market
OPTIMA BANK S.A.	02/01/2023

List of Stocks under Market Making operations

Securities	Stock Category
Market Maker	Start Market Making
KRI-KRI S.A. (CR)	Main Market
EUROBANK EQUITIES INVESTMENT FIRM SINGLE MEMBER SA	07/05/2018
LEON DEPOLAS SECURITIES S.A.	16/01/2017
LAMDA DEVELOPMENT SA (CR)	Main Market
EUROBANK EQUITIES INVESTMENT FIRM SINGLE MEMBER SA	08/12/2014
PANTELAKIS SECURITIES S.A.	06/11/2017
PIRAEUS SECURITIES S. A.	29/06/2017
LAMPSA HOTEL SA (CR)	Main Market
LEON DEPOLAS SECURITIES S.A.	16/01/2017
MIG (CR)	Main Market
PIRAEUS SECURITIES S. A.	02/02/2009
MOTODYNAMICS S.A. (CR)	Main Market
OPTIMA BANK S.A.	25/08/2023
MOTOR OIL (CR)	Main Market
BETA SECURITIES S.A.	08/03/2021
EUROBANK EQUITIES INVESTMENT FIRM SINGLE MEMBER SA	22/10/2006
GREENPOST TRADING EUROPE LTD	12/06/2023
LEON DEPOLAS SECURITIES S.A.	01/04/2019
MERIT SECURITIES S.A	25/02/2019
NATIONAL SECURITIES SINGLE MEMBER SA	02/01/1900
PIRAEUS SECURITIES S. A.	04/05/2015
MPL KEDROS (CR)	Main Market
MERIT SECURITIES S.A	30/09/2022
MYTILINEOS (CR)	Main Market
ALPHA FINANCE INVESTMENT SERVICES SINGLE MEMBER SA	15/04/2019
BETA SECURITIES S.A.	11/04/2022
EUROBANK EQUITIES INVESTMENT FIRM SINGLE MEMBER SA	20/09/2017
GREENPOST TRADING EUROPE LTD	12/06/2023
MERIT SECURITIES S.A	25/02/2019
NATIONAL SECURITIES SINGLE MEMBER SA	02/01/1900
PIRAEUS SECURITIES S. A.	04/05/2015
NATIONAL BANK (CR)	Main Market
ALPHA FINANCE INVESTMENT SERVICES SINGLE MEMBER SA	09/01/2006
EUROBANK EQUITIES INVESTMENT FIRM SINGLE MEMBER SA	22/10/2006
GREENPOST TRADING EUROPE LTD	12/06/2023
HELLENIC AMERICAN SECURITIES S.A.	25/07/2014
LEON DEPOLAS SECURITIES S.A.	20/05/2015
MERIT SECURITIES S.A	03/09/2012
NATIONAL SECURITIES SINGLE MEMBER SA	02/01/1900
PIRAEUS SECURITIES S. A.	08/09/2008
OPAP (CR)	Main Market
ALPHA FINANCE INVESTMENT SERVICES SINGLE MEMBER SA	09/01/2006
BETA SECURITIES S.A.	11/04/2022
EUROBANK EQUITIES INVESTMENT FIRM SINGLE MEMBER SA	22/10/2006
GREENPOST TRADING EUROPE LTD	12/06/2023
HELLENIC AMERICAN SECURITIES S.A.	25/07/2014
MERIT SECURITIES S.A	20/03/2017
NATIONAL SECURITIES SINGLE MEMBER SA	02/01/1900
PIRAEUS SECURITIES S. A.	04/05/2015
OTE (CR)	Main Market
ALPHA FINANCE INVESTMENT SERVICES SINGLE MEMBER SA	09/01/2006
BETA SECURITIES S.A.	11/04/2022
EUROBANK EQUITIES INVESTMENT FIRM SINGLE MEMBER SA	22/10/2006
GREENPOST TRADING EUROPE LTD	12/06/2023
HELLENIC AMERICAN SECURITIES S.A.	25/07/2014
LEON DEPOLAS SECURITIES S.A.	20/04/2015
MERIT SECURITIES S.A	20/03/2017
NATIONAL SECURITIES SINGLE MEMBER SA	02/01/1900
PIRAEUS SECURITIES S. A.	08/09/2008
P.P.A. S.A. (CR)	Main Market
EUROBANK EQUITIES INVESTMENT FIRM SINGLE MEMBER SA	06/02/2019
PAPOUTSANIS (CR)	Main Market
ALPHA FINANCE INVESTMENT SERVICES SINGLE MEMBER SA	19/11/2018
BETA SECURITIES S.A.	25/11/2013
PETROPOULOS PETROS (CR)	Main Market
EUROBANK EQUITIES INVESTMENT FIRM SINGLE MEMBER SA	01/04/2019
PANTELAKIS SECURITIES S.A.	16/03/2020

List of Stocks under Market Making operations

Securities	Market Maker	Start Market Making	Stock Category
PIRAEUS FINANCIAL HOLD (CR)			
	ALPHA FINANCE INVESTMENT SERVICES SINGLE MEMBER SA	15/04/2019	Main Market
	EUROBANK EQUITIES INVESTMENT FIRM SINGLE MEMBER SA	22/10/2006	
	EUROXX SECURITIES S.A.	15/02/2016	
	GREENPOST TRADING EUROPE LTD	12/06/2023	
	HELLENIC AMERICAN SECURITIES S.A.	25/07/2014	
	LEON DEPOLAS SECURITIES S.A.	30/11/2018	
	MERIT SECURITIES S.A	16/09/2013	
	NATIONAL SECURITIES SINGLE MEMBER SA	02/01/1900	
	PIRAEUS SECURITIES S. A.	16/02/2009	
PPC (CR)			
	ALPHA FINANCE INVESTMENT SERVICES SINGLE MEMBER SA	09/01/2006	Main Market
	BETA SECURITIES S.A.	01/02/2021	
	EUROBANK EQUITIES INVESTMENT FIRM SINGLE MEMBER SA	22/10/2006	
	GREENPOST TRADING EUROPE LTD	12/06/2023	
	HELLENIC AMERICAN SECURITIES S.A.	01/09/2014	
	MERIT SECURITIES S.A	06/11/2017	
	NATIONAL SECURITIES SINGLE MEMBER SA	02/01/1900	
	PIRAEUS SECURITIES S. A.	28/09/2009	
PREMA (CR)			
	BETA SECURITIES S.A.	01/06/2021	Main Market
	LEON DEPOLAS SECURITIES S.A.	05/12/2022	
	PANTELAKIS SECURITIES S.A.	23/12/2021	
PROFILE SA (CR)			
	OPTIMA BANK S.A.	03/04/2023	Main Market
	PANTELAKIS SECURITIES S.A.	01/07/2019	
QUALITY & RELIABILITY SA (CR)			
	OPTIMA BANK S.A.	03/01/2023	Main Market
QUEST HOLDINGS (CR)			
	BETA SECURITIES S.A.	26/03/2018	Main Market
	EUROBANK EQUITIES INVESTMENT FIRM SINGLE MEMBER SA	28/01/2019	
REVOIL (CR)			
	BETA SECURITIES S.A.	26/06/2023	Main Market
SIDMA STEEL (CR)			
	OPTIMA BANK S.A.	25/05/2023	Main Market
SPACE HELLAS SA (CR)			
	MERIT SECURITIES S.A	09/12/2022	Main Market
TECHNICAL OLYMPIC SA (CR)			
	OPTIMA BANK S.A.	05/07/2023	Main Market
TERNA ENERGY (CR)			
	EUROBANK EQUITIES INVESTMENT FIRM SINGLE MEMBER SA	24/05/2021	Main Market
	PIRAEUS SECURITIES S. A.	09/12/2019	
THRACE PLASTICS SA (CR)			
	ALPHA FINANCE INVESTMENT SERVICES SINGLE MEMBER SA	26/03/2018	Main Market
	EUROBANK EQUITIES INVESTMENT FIRM SINGLE MEMBER SA	26/03/2018	
TITAN CEMENT (CB)			
	BETA SECURITIES S.A.	01/02/2021	Main Market
	EUROBANK EQUITIES INVESTMENT FIRM SINGLE MEMBER SA	06/11/2019	
	PIRAEUS SECURITIES S. A.	18/01/2021	
TZIRAKIAN PROFIL (CR)			
	LEON DEPOLAS SECURITIES S.A.	19/07/2021	Main Market
VIOHALCO SA/MV (CB)			
	ALPHA FINANCE INVESTMENT SERVICES SINGLE MEMBER SA	11/03/2008	Main Market
	EUROBANK EQUITIES INVESTMENT FIRM SINGLE MEMBER SA	04/03/2014	
	MERIT SECURITIES S.A	17/03/2014	

Underlying Asset				Derivatives Market													
Price max	Price min	Closing price	change	Delivery Month	Open price	Price max	Price min	Last price	Closing price	Last Bid	Last Ask	Fixing price*	Life high	Life low	Trades	Volume	Open Interest
FTSE/Athex Large Cap				(Trade Unit: 1 Index Point x 2€, Cash Settlement)													
2,926.95	2,880.90	2,904.39	-0.77%	November 2023	2,879.00	2,906.00	2,860.00	2,899.00	2,899.00	---	---		3,094.00	---	215	1,063	3,047
				December 2023	2,867.50	2,894.75	2,863.00	2,891.00	2,891.00	---	---		2,949.75	---	37	256	137
				January 2024	---	---	---	---	2,941.00	---	---		---	---	---	---	---
				March 2024	---	---	---	---	2,950.00	---	---		---	---	---	---	---
				June 2024	---	---	---	---	2,966.00	---	---		---	---	---	---	---
				September 2024	---	---	---	---	2,980.75	---	---		---	---	---	---	---
FTSE/Athex Banks				(Trade Unit: 1 Index Point x 15€, Cash Settlement)													
969.54	937.35	961.86	-0.22%	December 2023	953.00	965.00	953.00	965.00	965.00	---	---		1,024.75	---	2	2	1,797
				March 2024	---	---	---	---	971.50	---	---		---	---	---	---	---
				June 2024	---	---	---	---	976.75	---	---		---	---	---	---	---
				September 2024	---	---	---	---	981.75	---	---		---	---	---	---	---
MSCI GREECE REBASED				(Trade Unit: 1 Index Point x 2€, Cash Settlement)													
4,726.95	4,647.25	4,683.81	-0.91%	November 2023	---	---	---	---	4,723.00	---	---		4,708.25	---	---	---	83
				December 2023	---	---	---	---	4,898.75	---	---		5,012.25	---	---	---	20
				January 2024	---	---	---	---	4,698.00	---	---		4,683.25	---	---	---	---
				February 2024	---	---	---	---	4,757.00	---	---		---	---	---	---	---
				March 2024	---	---	---	---	4,764.25	---	---		---	---	---	---	---
				April 2024	---	---	---	---	4,773.50	---	---		---	---	---	---	---
				June 2024	---	---	---	---	4,790.00	---	---		---	---	---	---	---
				September 2024	---	---	---	---	4,813.75	---	---		---	---	---	---	---

Derivatives notes

Fixing prices and final open positions can be retrieved from the following path <http://www.helex.gr/el/web/guest/statistics-end-of-day-derivatives>

Underlying Asset				Derivatives Market													
Price max	Price min	Closing price	change	Delivery Month	Open price	Price max	Price min	Last price	Closing price	Last Bid	Last Ask	Fixing price*	Life high	Life low	Trades	Volume	Open Interest
ADMIE (IPTO) HOLDING S.A. (CR)				(Contract Size: 100 Securities, Physical Delivery)													
1.954	1.896	1.95	1.78%	December 2023	1.91	1.96	1.91	1.96	1.96	---	---	---	2.42	---	39	305	21,603
				March 2024	---	---	---	---	1.93	---	---	---	---	---	---	---	---
				June 2024	---	---	---	---	1.94	---	---	---	---	---	---	---	---
				September 2024	---	---	---	---	1.95	---	---	---	---	---	---	---	---
AEGEAN AIRLINES (CR)				(Contract Size: 100 Securities, Physical Delivery)													
10	9.69	9.74	-2.60%	December 2023	9.93	9.93	9.75	9.77	9.77	---	---	---	13.64	---	65	269	4,955
				March 2024	---	---	---	---	10.08	---	---	---	---	---	---	---	---
				June 2024	---	---	---	---	10.13	---	---	---	---	---	---	---	---
				September 2024	---	---	---	---	10.18	---	---	---	---	---	---	---	---
ALPHA SERVICES HOLD (CR)				(Contract Size: 100 Securities, Physical Delivery)													
1.403	1.342	1.39	0.69%	December 2023	1.38	1.41	1.34	1.39	1.39	---	---	---	1.65	---	456	27,039	184,660
				March 2024	---	---	---	---	1.39	---	---	---	---	---	---	---	---
				June 2024	---	---	---	---	1.39	---	---	---	1.30	---	---	---	3
				September 2024	---	---	---	---	1.41	---	---	---	---	---	---	---	---
AUTOHELLAS SA (CR)				(Contract Size: 100 Securities, Physical Delivery)													
12.78	12.22	12.78	0.95%	December 2023	12.47	12.47	12.47	12.47	12.47	---	---	---	14.22	---	4	4	76
				March 2024	---	---	---	---	12.76	---	---	---	---	---	---	---	---
				June 2024	---	---	---	---	12.83	---	---	---	---	---	---	---	---
				September 2024	---	---	---	---	12.89	---	---	---	---	---	---	---	---
AVAX S.A. (CR)				(Contract Size: 100 Securities, Physical Delivery)													
1.29	1.206	1.288	3.37%	December 2023	1.21	1.27	1.21	1.27	1.27	---	---	---	1.49	---	7	11	1,558
				March 2024	---	---	---	---	1.26	---	---	---	---	---	---	---	---
				June 2024	---	---	---	---	1.26	---	---	---	---	---	---	---	---
				September 2024	---	---	---	---	1.27	---	---	---	---	---	---	---	---
CC HBC AG (CR)				(Contract Size: 100 Securities, Physical Delivery)													
24.79	24.44	24.66	0.33%	December 2023	24.75	24.81	24.75	24.81	24.81	---	---	---	27.19	---	4	11	438
				March 2024	---	---	---	---	24.77	---	---	---	---	---	---	---	---
				June 2024	---	---	---	---	24.91	---	---	---	---	---	---	---	---
				September 2024	---	---	---	---	25.03	---	---	---	---	---	---	---	---
CENERGY HOLDINGS (CB)				(Contract Size: 100 Securities, Physical Delivery)													
5.7	5.51	5.69	0.18%	December 2023	5.58	5.70	5.52	5.70	5.70	---	---	---	7.22	---	24	103	5,792
				March 2024	---	---	---	---	5.72	---	---	---	---	---	---	---	---
				June 2024	---	---	---	---	5.76	---	---	---	---	---	---	---	---
				September 2024	---	---	---	---	5.78	---	---	---	---	---	---	---	---

Derivatives notes

Fixing prices and final open positions can be retrieved from the following path <http://www.helex.gr/el/web/guest/statistics-end-of-day-derivatives>

Underlying Asset				Derivatives Market													
Price max	Price min	Closing price	change	Delivery Month	Open price	Price max	Price min	Last price	Closing price	Last Bid	Last Ask	Fixing price*	Life high	Life low	Trades	Volume	Open Interest
ELLAKTOR (CR)				(Contract Size: 100 Securities, Physical Delivery)													
1.892	1.84	1.85	-2.32%	December 2023	1.88	1.88	1.86	1.87	1.87	---	---	---	2.31	---	19	108	739
				March 2024	---	---	---	---	1.91	---	---	---	---	---	---	---	---
				June 2024	---	---	---	---	1.92	---	---	---	---	---	---	---	---
				September 2024	---	---	---	---	1.93	---	---	---	---	---	---	---	---
ELVALHALCOR (CR)				(Contract Size: 100 Securities, Physical Delivery)													
1.658	1.602	1.63	-0.73%	December 2023	---	---	---	---	1.66	---	---	---	2.09	---	---	---	1,398
				March 2024	---	---	---	---	1.65	---	---	---	---	---	---	---	---
				June 2024	---	---	---	---	1.66	---	---	---	---	---	---	---	---
				September 2024	---	---	---	---	1.67	---	---	---	---	---	---	---	---
EUROBANK HOLDINGS (CR)				(Contract Size: 100 Securities, Physical Delivery)													
1.544	1.4785	1.5265	0.63%	December 2023	1.50	1.54	1.49	1.53	1.53	---	---	---	1.60	---	166	6,214	31,277
				March 2024	---	---	---	---	1.53	---	---	---	---	---	---	---	---
				June 2024	---	---	---	---	1.54	---	---	---	---	---	---	---	---
				September 2024	---	---	---	---	1.54	---	---	---	---	---	---	---	---
EYDAP S.A. (CR)				(Contract Size: 100 Securities, Physical Delivery)													
5.59	5.37	5.59	2.38%	December 2023	5.45	5.45	5.41	5.41	5.41	---	---	---	6.52	---	5	24	2,402
				March 2024	---	---	---	---	5.50	---	---	---	---	---	---	---	---
				June 2024	---	---	---	---	5.53	---	---	---	---	---	---	---	---
				September 2024	---	---	---	---	5.56	---	---	---	---	---	---	---	---
FOURLIS (CR)				(Contract Size: 100 Securities, Physical Delivery)													
4.08	3.93	3.99	-1.84%	December 2023	4.05	4.05	3.97	3.97	3.97	---	---	---	4.65	---	12	45	670
				March 2024	---	---	---	---	4.10	---	---	---	---	---	---	---	---
				June 2024	---	---	---	---	4.12	---	---	---	---	---	---	---	---
				September 2024	---	---	---	---	4.14	---	---	---	---	---	---	---	---
GEK TERNA (CR)				(Contract Size: 100 Securities, Physical Delivery)													
12.98	12.68	12.94	-0.77%	December 2023	12.80	13.06	12.79	13.06	13.06	---	---	---	13.71	---	8	26	6,007
				March 2024	---	---	---	---	13.14	---	---	---	---	---	---	---	---
				June 2024	---	---	---	---	13.21	---	---	---	---	---	---	---	---
				September 2024	---	---	---	---	13.28	---	---	---	---	---	---	---	---
HELLENIC EXCHANGES-A.S.E. (CR)				(Contract Size: 100 Securities, Physical Delivery)													
4.61	4.51	4.545	-1.52%	December 2023	4.60	4.60	4.56	4.56	4.56	---	---	---	5.13	---	11	39	8,454
				March 2024	---	---	---	---	4.65	---	---	---	---	---	---	---	---
				June 2024	---	---	---	---	4.68	---	---	---	---	---	---	---	---
				September 2024	---	---	---	---	4.70	---	---	---	---	---	---	---	---

Derivatives notes

Fixing prices and final open positions can be retrieved from the following path <http://www.helex.gr/el/web/guest/statistics-end-of-day-derivatives>

Underlying Asset				Derivatives Market													
Price max	Price min	Closing price	change	Delivery Month	Open price	Price max	Price min	Last price	Closing price	Last Bid	Last Ask	Fixing price*	Life high	Life low	Trades	Volume	Open Interest
HELLENiQ ENERGY (CR)				(Contract Size: 100 Securities, Physical Delivery)													
6.88	6.75	6.75	-1.03%	December 2023	6.71	6.79	6.71	6.74	6.74	---	---	---	7.93	---	8	20	1,475
				March 2024	---	---	---	---	6.87	---	---	---	---	---	---	---	---
				June 2024	---	---	---	---	6.91	---	---	---	---	---	---	---	---
				September 2024	---	---	---	---	6.95	---	---	---	---	---	---	---	---
INTRACOM HOLDINGS (CR)				(Contract Size: 100 Securities, Physical Delivery)													
1.968	1.93	1.968	-0.10%	December 2023	1.96	1.97	1.95	1.97	1.97	---	---	---	2.34	---	7	107	4,575
				March 2024	---	---	---	---	1.99	---	---	---	---	---	---	---	---
				June 2024	---	---	---	---	2.00	---	---	---	---	---	---	---	---
				September 2024	---	---	---	---	2.01	---	---	---	---	---	---	---	---
INTRAKAT (CR)				(Contract Size: 100 Securities, Physical Delivery)													
3	2.95	3	0.00%	December 2023	2.95	2.95	2.95	2.95	2.95	---	---	---	3.14	---	2	5	5,640
				March 2024	---	---	---	---	3.02	---	---	---	---	---	---	---	---
				June 2024	---	---	---	---	3.04	---	---	---	---	---	---	---	---
				September 2024	---	---	---	---	3.06	---	---	---	---	---	---	---	---
JUMBO SA (CR)				(Contract Size: 100 Securities, Physical Delivery)													
26.5	25.72	25.82	-2.27%	December 2023	24.98	25.04	24.68	24.69	24.69	---	---	---	28.13	---	13	26	586
				March 2024	---	---	---	---	26.63	---	---	---	---	---	---	---	---
				June 2024	---	---	---	---	26.77	---	---	---	---	---	---	---	---
				September 2024	---	---	---	---	26.91	---	---	---	---	---	---	---	---
LAMDA DEVELOPMENT SA (CR)				(Contract Size: 100 Securities, Physical Delivery)													
5.99	5.86	5.975	0.17%	December 2023	5.95	6.00	5.92	6.00	6.00	---	---	---	6.77	---	12	63	5,824
				March 2024	---	---	---	---	6.01	---	---	---	---	---	---	---	---
				June 2024	---	---	---	---	6.04	---	---	---	---	---	---	---	---
				September 2024	---	---	---	---	6.07	---	---	---	---	---	---	---	---
MIG (CR)				(Contract Size: 100 Securities, Physical Delivery)													
3.595	3.465	3.595	2.13%	December 2023	3.42	3.44	3.42	3.44	3.44	---	---	---	4.70	---	3	12	49
				March 2024	---	---	---	---	3.55	---	---	---	---	---	---	---	---
				June 2024	---	---	---	---	3.57	---	---	---	---	---	---	---	---
				September 2024	---	---	---	---	3.58	---	---	---	---	---	---	---	---
MOTOR OIL (CR)				(Contract Size: 100 Securities, Physical Delivery)													
22.64	22.24	22.28	-1.68%	December 2023	22.31	22.31	22.30	22.31	22.31	---	---	---	24.10	---	6	41	1,128
				March 2024	---	---	---	---	22.84	---	---	---	---	---	---	---	---
				June 2024	---	---	---	---	22.96	---	---	---	---	---	---	---	---
				September 2024	---	---	---	---	23.08	---	---	---	---	---	---	---	---

Derivatives notes

Fixing prices and final open positions can be retrieved from the following path <http://www.helex.gr/el/web/guest/statistics-end-of-day-derivatives>

Underlying Asset				Derivatives Market													
Price max	Price min	Closing price	change	Delivery Month	Open price	Price max	Price min	Last price	Closing price	Last Bid	Last Ask	Fixing price*	Life high	Life low	Trades	Volume	Open Interest
MYTILINEOS (CR)				(Contract Size: 100 Securities, Physical Delivery)													
37.08	35.28	35.28	-4.08%	December 2023	36.97	37.09	35.63	35.78	35.78	---	---	---	38.12	---	97	193	2,494
				March 2024	---	---	---	---	37.07	---	---	---	---	---	---	---	---
				June 2024	---	---	---	---	37.27	---	---	---	---	---	---	---	---
				September 2024	---	---	---	---	37.46	---	---	---	---	---	---	---	---
NATIONAL BANK (CR)				(Contract Size: 100 Securities, Physical Delivery)													
5.568	5.4	5.51	-1.50%	December 2023	5.52	5.57	5.42	5.51	5.51	---	---	---	6.43	---	185	1,338	19,663
				March 2024	---	---	---	---	5.64	---	---	---	---	---	---	---	---
				June 2024	---	---	---	---	5.67	---	---	---	---	---	---	---	---
				September 2024	---	---	---	---	5.70	---	---	---	---	---	---	---	---
OPAP (CR)				(Contract Size: 100 Securities, Physical Delivery)													
15.56	15.21	15.37	0.33%	December 2023	14.55	14.65	14.18	14.34	14.34	---	---	---	16.20	---	128	1,020	2,799
				March 2024	---	---	---	---	15.44	---	---	---	---	---	---	---	---
				June 2024	---	---	---	---	15.52	---	---	---	---	---	---	---	---
				September 2024	---	---	---	---	15.60	---	---	---	---	---	---	---	---
OTE (CR)				(Contract Size: 100 Securities, Physical Delivery)													
13.11	12.9	12.97	0.31%	December 2023	12.82	13.12	12.82	13.12	13.12	---	---	---	14.02	---	33	254	5,726
				March 2024	---	---	---	---	13.03	---	---	---	---	---	---	---	---
				June 2024	---	---	---	---	13.10	---	---	---	---	---	---	---	---
				September 2024	---	---	---	---	13.17	---	---	---	---	---	---	---	---
P.P.A. S.A. (CR)				(Contract Size: 100 Securities, Physical Delivery)													
21.3	20.75	20.9	0.72%	December 2023	21.08	21.08	21.08	21.08	21.08	---	---	---	22.35	---	1	3	207
				March 2024	---	---	---	---	20.91	---	---	---	---	---	---	---	---
				June 2024	---	---	---	---	21.03	---	---	---	---	---	---	---	---
				September 2024	---	---	---	---	21.13	---	---	---	---	---	---	---	---
PIRAEUS FINANCIAL HOLD (CR)				(Contract Size: 100 Securities, Physical Delivery)													
2.81	2.708	2.8	-1.20%	December 2023	2.81	2.83	2.71	2.80	2.80	---	---	---	3.36	---	318	3,989	73,110
				March 2024	---	---	---	---	2.86	---	---	---	---	---	---	---	---
				June 2024	---	---	---	---	2.87	---	---	---	---	---	---	---	---
				September 2024	---	---	---	---	2.89	---	---	---	---	---	---	---	---
PPC (CR)				(Contract Size: 100 Securities, Physical Delivery)													
9.375	9.02	9.28	0.43%	December 2023	9.20	9.44	9.18	9.32	9.32	---	---	---	10.69	---	151	834	20,222
				March 2024	---	---	---	---	9.31	---	---	---	---	---	---	---	---
				June 2024	---	---	---	---	9.36	---	---	---	---	---	---	---	---
				September 2024	---	---	---	---	9.41	---	---	---	---	---	---	---	---

Derivatives notes

Fixing prices and final open positions can be retrieved from the following path <http://www.helex.gr/el/web/guest/statistics-end-of-day-derivatives>

Underlying Asset				Derivatives Market													
Price max	Price min	Closing price	change	Delivery Month	Open price	Price max	Price min	Last price	Closing price	Last Bid	Last Ask	Fixing price*	Life high	Life low	Trades	Volume	Open Interest
QUEST HOLDINGS (CR)				(Contract Size: 100 Securities, Physical Delivery)													
5.1	4.98	5.08	0.20%	December 2023	5.01	5.01	5.01	5.01	5.01	---	---	---	6.25	---	1	2	114
				March 2024	---	---	---	---	5.11	---	---	---	---	---	---	---	---
				June 2024	---	---	---	---	5.14	---	---	---	---	---	---	---	---
				September 2024	---	---	---	---	5.16	---	---	---	---	---	---	---	---
TERNA ENERGY (CR)				(Contract Size: 100 Securities, Physical Delivery)													
14	13.5	13.7	-2.14%	December 2023	13.88	13.88	13.55	13.80	13.80	---	---	---	17.23	---	95	297	14,944
				March 2024	---	---	---	---	14.11	---	---	---	---	---	---	---	---
				June 2024	---	---	---	---	14.19	---	---	---	---	---	---	---	---
				September 2024	---	---	---	---	14.26	---	---	---	---	---	---	---	---
TITAN CEMENT (CB)				(Contract Size: 100 Securities, Physical Delivery)													
17	16.6	16.72	-0.83%	December 2023	---	---	---	---	16.74	---	---	---	18.01	---	---	---	679
				March 2024	---	---	---	---	16.99	---	---	---	---	---	---	---	---
				June 2024	---	---	---	---	17.08	---	---	---	---	---	---	---	---
				September 2024	---	---	---	---	17.17	---	---	---	---	---	---	---	---
VIOHALCO SA/NV (CB)				(Contract Size: 100 Securities, Physical Delivery)													
4.75	4.6	4.675	-2.20%	December 2023	4.74	4.74	4.64	4.70	4.70	---	---	---	6.66	---	15	38	4,910
				March 2024	---	---	---	---	4.82	---	---	---	---	---	---	---	---
				June 2024	---	---	---	---	4.84	---	---	---	---	---	---	---	---
				September 2024	---	---	---	---	4.87	---	---	---	---	---	---	---	---

Derivatives notes

Fixing prices and final open positions can be retrieved from the following path <http://www.helex.gr/el/web/guest/statistics-end-of-day-derivatives>

FTSE/Athex Large Cap

(Trade Unit: 1 Index Point x 2€ - Exercise Style: European, Cash Settlement)

Call Options														Put Options																					
November 2023							December 2023							Other Months		November 2023							December 2023							Other Months		Exercise Price			
Open price	Price max	Price min	Last price	Closing price	Volume	Open Interest	Open price	Price max	Price min	Last price	Closing price	Volume	Open Interest	Volume	Open Interest	Open price	Price max	Price min	Last price	Closing price	Volume	Open Interest	Open price	Price max	Price min	Last price	Closing price	Volume	Open Interest	Volume	Open Interest				
1,975	-	-	-	-	-	-	0.00	0.00	0.00	-	929.00	-	-	-	-	-	-	-	-	-	-	-	0.00	0.00	0.00	-	0.01	-	-	-	-	1,975			
2,000	-	-	-	-	-	-	0.00	0.00	0.00	-	904.00	-	-	-	-	-	-	-	-	-	-	-	0.00	0.00	0.00	-	0.01	-	-	-	-	2,000			
2,050	-	-	-	-	-	-	0.00	0.00	0.00	-	855.00	-	-	-	-	-	-	-	-	-	-	-	0.00	0.00	0.00	-	0.01	-	-	-	-	2,050			
2,100	-	-	-	-	-	-	0.00	0.00	0.00	-	805.00	-	-	-	-	-	-	-	-	-	-	-	0.00	0.00	0.00	-	0.02	-	-	-	-	2,100			
2,150	-	-	-	-	-	-	0.00	0.00	0.00	-	755.00	-	-	-	-	-	-	-	-	-	-	-	0.00	0.00	0.00	-	0.05	-	-	-	-	2,150			
2,200	-	-	-	-	-	-	0.00	0.00	0.00	-	705.00	-	-	-	-	-	-	-	-	-	-	-	0.00	0.00	0.00	-	0.12	-	-	-	-	2,200			
2,250	-	-	-	-	-	-	0.00	0.00	0.00	-	655.00	-	-	-	-	-	-	-	-	-	-	-	0.00	0.00	0.00	-	0.26	-	-	-	-	2,250			
2,300	-	-	-	-	-	-	0.00	0.00	0.00	-	606.00	-	-	-	-	-	-	-	-	-	-	-	0.00	0.00	0.00	-	0.55	-	-	-	-	2,300			
2,350	-	-	-	-	-	-	0.00	0.00	0.00	-	557.00	-	-	-	-	-	-	-	-	-	-	-	0.00	0.00	0.00	-	1.10	-	-	-	-	2,350			
2,400	-	-	-	-	-	-	0.00	0.00	0.00	-	508.00	-	-	-	-	-	-	-	-	-	-	-	0.00	0.00	0.00	-	2.00	-	-	-	-	2,400			
2,450	0.00	0.00	0.00	-	466.00	-	0.00	0.00	0.00	-	459.00	-	-	-	-	-	0.00	0.00	0.00	-	0.24	-	-	0.00	0.00	0.00	-	3.60	-	-	-	-	2,450		
2,500	0.00	0.00	0.00	-	416.00	-	0.00	0.00	0.00	-	412.00	-	-	-	-	-	0.00	0.00	0.00	-	0.63	-	-	0.00	0.00	0.00	-	6.20	-	-	-	-	2,500		
2,550	0.00	0.00	0.00	-	367.00	-	0.00	0.00	0.00	-	366.00	-	-	-	-	-	0.00	0.00	0.00	-	1.50	-	-	0.00	0.00	0.00	-	10.00	-	-	-	-	2,550		
2,600	0.00	0.00	0.00	-	319.00	-	0.00	0.00	0.00	-	322.00	-	-	-	-	-	0.00	0.00	0.00	-	3.10	-	-	0.00	0.00	0.00	-	15.50	-	-	-	-	2,600		
2,650	0.00	0.00	0.00	-	272.00	-	0.00	0.00	0.00	-	279.00	-	-	-	-	-	0.00	0.00	0.00	-	6.20	-	-	0.00	0.00	0.00	-	23.00	-	-	-	-	2,650		
2,700	0.00	0.00	0.00	-	227.00	-	0.00	0.00	0.00	-	240.00	-	-	-	-	40	0.00	0.00	0.00	-	11.25	-	40	0.00	0.00	0.00	-	33.25	-	-	-	-	2,700		
2,750	0.00	0.00	0.00	-	186.00	-	20	0.00	0.00	0.00	-	203.00	-	-	-	20	0.00	0.00	0.00	-	19.50	-	20	0.00	0.00	0.00	-	46.50	-	-	-	-	2,750		
2,800	0.00	0.00	0.00	-	147.00	-	20	143.00	143.00	143.00	143.00	143.00	20	-	-	71	40.50	0.00	40.50	40.50	40.50	1	71	0.00	0.00	0.00	-	63.00	-	-	-	-	2,800		
2,850	103.00	103.00	102.00	102.00	102.00	20	2	120.00	120.00	120.00	120.00	120.00	20	20	-	-	0.00	103.00	0.00	-	47.75	-	-	98.50	98.50	98.50	98.50	98.50	20	20	-	-	-	2,850	
2,900	0.00	0.00	0.00	-	85.50	-	47	103.00	103.00	103.00	103.00	103.00	3	20	-	-	0.00	0.00	0.00	-	69.00	-	40	0.00	0.00	0.00	-	106.00	-	40	-	-	2,900		
2,950	0.00	0.00	0.00	-	62.00	-	42	83.50	85.00	75.00	76.00	76.00	6	20	-	-	0.00	0.00	0.00	-	95.50	-	40	158.00	158.00	158.00	158.00	158.00	20	40	-	-	-	2,950	
3,000	0.00	0.00	0.00	-	43.50	-	45	0.00	0.00	0.00	-	71.50	-	60	-	-	0.00	0.00	0.00	-	127.00	-	60	0.00	0.00	0.00	-	164.00	-	40	-	-	3,000		
3,050	0.00	0.00	0.00	-	29.50	-	40	0.00	0.00	0.00	-	55.50	-	-	-	-	0.00	0.00	0.00	-	163.00	-	20	0.00	0.00	0.00	-	198.00	-	-	-	-	3,050		
3,100	0.00	0.00	0.00	-	19.25	-	102	0.00	0.00	0.00	-	42.50	-	-	-	-	0.00	0.00	0.00	-	203.00	-	21	0.00	0.00	0.00	-	235.00	-	-	-	-	3,100		
3,150	0.00	0.00	0.00	-	12.25	-	3	0.00	0.00	0.00	-	32.00	-	-	-	-	0.00	0.00	0.00	-	246.00	-	40	0.00	0.00	0.00	-	274.00	-	-	-	-	3,150		
3,200	0.00	0.00	0.00	-	7.50	-	-	0.00	0.00	0.00	-	23.75	-	-	-	-	0.00	0.00	0.00	-	291.00	-	-	0.00	0.00	0.00	-	316.00	-	-	-	-	3,200		
3,250	0.00	0.00	0.00	-	4.40	-	-	0.00	0.00	0.00	-	17.25	-	-	-	-	0.00	0.00	0.00	-	338.00	-	-	0.00	0.00	0.00	-	359.00	-	-	-	-	3,250		
3,300	0.00	0.00	0.00	-	2.50	-	-	0.00	0.00	0.00	-	12.50	-	-	-	-	0.00	0.00	0.00	-	386.00	-	-	0.00	0.00	0.00	-	404.00	-	-	-	-	3,300		
3,350	0.00	0.00	0.00	-	1.40	-	-	0.00	0.00	0.00	-	8.90	-	-	-	-	0.00	0.00	0.00	-	435.00	-	-	0.00	0.00	0.00	-	451.00	-	-	-	-	3,350		
3,400	0.00	0.00	0.00	-	0.75	-	-	0.00	0.00	0.00	-	6.20	-	-	-	-	0.00	0.00	0.00	-	484.00	-	-	0.00	0.00	0.00	-	498.00	-	-	-	-	3,400		
3,450	0.00	0.00	0.00	-	0.39	-	-	0.00	0.00	0.00	-	4.30	-	-	-	-	0.00	0.00	0.00	-	533.00	-	-	0.00	0.00	0.00	-	546.00	-	-	-	-	3,450		
3,500	-	-	-	-	-	-	0.00	0.00	0.00	-	2.90	-	-	-	-	-	0.00	0.00	0.00	-	-	-	-	0.00	0.00	0.00	-	594.00	-	-	-	-	3,500		
Totals:						20	321							49	120	0	0							1	352							40	140	0	0
Number of Trades:						2							7	0							1							2	0						

ALPHA SERVICES HOLD (CR)

(Contract Size: 100 Securities, Exercise Style: American, Physical Delivery)

Call Options														Put Options																			
November 2023							December 2023							Other Months		November 2023							December 2023							Other Months			
Exercise Price	Open price	Price max	Price min	Last price	Closing price	Volume	Open Interest	Open price	Price max	Price min	Last price	Closing price	Volume	Open Interest	Volume	Open Interest	Open price	Price max	Price min	Last price	Closing price	Volume	Open Interest	Open price	Price max	Price min	Last price	Closing price	Volume	Open Interest	Volume	Open Interest	Exercise Price
0.750						-	-	0.000	0.000	0.000	0.632	-	-				-	-	0.000	0.000	0.000	0.002	-	-	0.000	0.000	0.000	0.002	-	-			0.008
0.800						-	-	0.000	0.000	0.000	0.582	-	-				-	-	0.000	0.000	0.000	0.001	-	-	0.000	0.000	0.000	0.001	-	-			0.008
0.850	0.000	0.000	0.000	0.531	-	-	-	0.000	0.000	0.000	0.532	-	-				0.000	0.000	0.000	0.001	-	-	0.000	0.000	0.000	0.001	-	-			0.009		
0.900	0.000	0.000	0.000	0.481	-	-	-	0.000	0.000	0.000	0.483	-	-				0.000	0.000	0.000	0.002	-	-	0.000	0.000	0.000	0.001	-	-			0.009		
0.950	0.000	0.000	0.000	0.431	-	-	-	0.000	0.000	0.000	0.433	-	-				0.000	0.000	0.000	0.001	-	-	0.000	0.000	0.000	0.001	-	-			0.010		
1.000	0.000	0.000	0.000	0.381	-	-	-	0.000	0.000	0.000	0.383	-	-				0.000	0.000	0.000	0.001	-	-	0.000	0.000	0.000	0.001	-	-			0.010		
1.100	0.000	0.000	0.000	0.283	-	-	-	0.000	0.000	0.000	0.287	-	-				0.000	0.000	0.000	0.001	-	-	0.000	0.000	0.000	0.004	-	-			0.011		
1.200	0.000	0.000	0.000	0.189	-	-	-	0.000	0.000	0.000	0.199	-	-				0.000	0.000	0.000	0.008	-	-	0.000	0.000	0.000	0.016	-	-			0.012		
1.300	0.000	0.000	0.000	0.111	-	-	-	0.000	0.000	0.000	0.126	-	-				0.000	0.000	0.000	0.029	-	-	0.000	0.000	0.000	0.042	-	-			0.013		
1.400	0.000	0.000	0.000	0.055	-	-	-	0.000	0.000	0.000	0.072	-	-				0.000	0.000	0.000	0.074	-	-	0.000	0.000	0.000	0.088	-	-			0.014		
1.500	0.000	0.000	0.000	0.023	-	-	-	0.000	0.000	0.000	0.037	-	-				0.000	0.000	0.000	0.142	-	-	0.000	0.000	0.000	0.153	-	-			0.015		
1.600	0.000	0.000	0.000	0.008	-	-	-	0.000	0.000	0.000	0.017	-	-				0.000	0.000	0.000	0.227	-	-	0.000	0.000	0.000	0.234	-	-			0.016		
1.700	0.000	0.000	0.000	0.003	-	-	-	0.000	0.000	0.000	0.007	-	-				0.000	0.000	0.000	0.321	-	-	0.000	0.000	0.000	0.324	-	-			0.017		
1.800	0.000	0.000	0.000	0.001	-	-	-	0.000	0.000	0.000	0.003	-	-				0.000	0.000	0.000	0.420	-	-	0.000	0.000	0.000	0.421	-	-			0.018		
1.900	0.000	0.000	0.000	0.001	-	-	-	0.000	0.000	0.000	0.001	-	-				0.000	0.000	0.000	0.520	-	-	0.000	0.000	0.000	0.520	-	-			0.019		
2.000	0.000	0.000	0.000	0.002	-	-	-	0.000	0.000	0.000	0.001	-	-				0.000	0.000	0.000	0.620	-	-	0.000	0.000	0.000	0.620	-	-			0.020		
2.200	0.000	0.000	0.000	0.001	-	-	-	0.000	0.000	0.000	0.001	-	-				0.000	0.000	0.000	0.820	-	-	0.000	0.000	0.000	0.820	-	-			0.022		
2.400						-	-	0.000	0.000	0.000	0.001	-	-				-	-	0.000	0.000	0.000	1.02	-	-	0.000	0.000	0.000	1.02	-	-			0.024
Totals:						0	0							0	0	0	0							0	0	0	0						
Number of Trades:						0								0											0.00								

NATIONAL BANK (CR)

(Contract Size: 100 Securities, Exercise Style: American, Physical Delivery)

Call Options														Put Options																						
November 2023							December 2023							Other Months		November 2023							December 2023							Other Months						
Exercise Price	Open price	Price max	Price min	Last price	Closing price	Volume	Open Interest	Open price	Price max	Price min	Last price	Closing price	Volume	Open Interest	Volume	Open Interest	Open price	Price max	Price min	Last price	Closing price	Volume	Open Interest	Open price	Price max	Price min	Last price	Closing price	Volume	Open Interest	Volume	Open Interest	Exercise Price			
2.600						-	-	0.000	0.000	0.000		3.00	-	-			-	-	0.000	0.000	0.000		0.001	-	-			0.000	0.000	0.000		0.001	-	-	0.026	
2.800						-	-	0.000	0.000	0.000		2.80	-	-			-	-	0.000	0.000	0.000		0.001	-	-			0.000	0.000	0.000		0.001	-	-	0.028	
3.000						-	-	0.000	0.000	0.000		2.60	-	-			-	-	0.000	0.000	0.000		0.001	-	-			0.000	0.000	0.000		0.001	-	-	0.030	
3.200						-	-	0.000	0.000	0.000		2.40	-	-			-	-	0.000	0.000	0.000		0.001	-	-			0.000	0.000	0.000		0.001	-	-	0.032	
3.400	0.000	0.000	0.000		2.19	-	-	0.000	0.000	0.000		2.20	-	-			0.000	0.000	0.000		0.001	-	-			0.000	0.000	0.000		0.001	-	-	0.034			
3.600	0.000	0.000	0.000		1.99	-	-	0.000	0.000	0.000		2.00	-	-			0.000	0.000	0.000		0.001	-	-			0.000	0.000	0.000		0.001	-	-	0.036			
3.800	0.000	0.000	0.000		1.79	-	-	0.000	0.000	0.000		1.80	-	-			0.000	0.000	0.000		0.001	-	-			0.000	0.000	0.000		0.001	-	-	0.038			
4.000	0.000	0.000	0.000		1.60	-	-	0.000	0.000	0.000		1.60	-	-			0.000	0.000	0.000		0.001	-	-			0.000	0.000	0.000		0.002	-	-	0.040			
4.400	0.000	0.000	0.000		1.20	-	-	0.000	0.000	0.000		1.22	-	-			0.000	0.000	0.000		0.001	-	-			0.000	0.000	0.000		0.016	-	-	0.044			
4.800	0.000	0.000	0.000		0.810	-	-	0.000	0.000	0.000		0.862	-	-			0.000	0.000	0.000		0.014	-	-			0.000	0.000	0.000		0.059	-	-	0.048			
5.200	0.000	0.000	0.000		0.469	-	4	0.000	0.000	0.000		0.561	-	-			0.000	0.000	0.000		0.073	-	-			0.000	0.000	0.000		0.157	-	-	0.052			
5.600	0.000	0.000	0.000		0.220	-	-	0.000	0.000	0.000		0.331	-	-			0.000	0.000	0.000		0.224	-	-			0.000	0.000	0.000		0.327	-	-	0.056			
6.000	0.000	0.000	0.000		0.084	-	-	0.000	0.000	0.000		0.181	-	-			0.000	0.000	0.000		0.487	-	-			0.000	0.000	0.000		0.576	-	-	0.060			
6.400	0.000	0.000	0.000		0.025	-	-	0.000	0.000	0.000		0.089	-	-			0.000	0.000	0.000		0.829	-	-			0.000	0.000	0.000		0.885	-	-	0.064			
6.800	0.000	0.000	0.000		0.006	-	-	0.000	0.000	0.000		0.041	-	-			0.000	0.000	0.000		1.21	-	-			0.000	0.000	0.000		1.24	-	-	0.068			
7.200	0.000	0.000	0.000		0.001	-	-	0.000	0.000	0.000		0.017	-	-			0.000	0.000	0.000		1.61	-	-			0.000	0.000	0.000		1.62	-	-	0.072			
7.600	0.000	0.000	0.000		0.001	-	-	0.000	0.000	0.000		0.007	-	-			0.000	0.000	0.000		2.01	-	-			0.000	0.000	0.000		2.01	-	-	0.076			
8.000	0.000	0.000	0.000		0.001	-	-	0.000	0.000	0.000		0.003	-	-			0.000	0.000	0.000		2.41	-	-			0.000	0.000	0.000		2.41	-	-	0.080			
8.400	0.000	0.000	0.000		0.001	-	-	0.000	0.000	0.000		0.001	-	-			0.000	0.000	0.000		2.81	-	-			0.000	0.000	0.000		2.81	-	-	0.084			
Totals:						0	4						0	0	0							0	0									0	623	0	0	
Number of Trades:						0							0	0									0.00										0	0		

OPAP (CR)

(Contract Size: 100 Securities, Exercise Style: American, Physical Delivery)

Exercise Price	Call Options														Put Options																			
	November 2023						December 2023						Other Months		November 2023						December 2023						Other Months		Exercise Price					
	Open price	Price max	Price min	Last price	Closing price	Volume	Open Interest	Open price	Price max	Price min	Last price	Closing price	Volume	Open Interest	Volume	Open Interest	Open price	Price max	Price min	Last price	Closing price	Volume	Open Interest	Open price	Price max	Price min	Last price	Closing price		Volume	Open Interest	Volume	Open Interest	
9.200						-	-	0.000	0.000	0.000	6.15	-	-			-	-	0.000	0.000	0.000	0.001	-	-			0.000	0.000	0.000		0.001	-	-		
9.600						-	-	0.000	0.000	0.000	5.75	-	-			-	-	0.000	0.000	0.000	0.001	-	-			0.000	0.000	0.000	0.001	-	-			0.096
10.000	0.000	0.000	0.000		5.33	-	-	0.000	0.000	0.000	5.35	-	-			0.000	0.000	0.000	0.001	-	-			0.000	0.000	0.000	0.001	-	-			0.100		
11.000	0.000	0.000	0.000		4.33	-	-	0.000	0.000	0.000	4.35	-	-			0.000	0.000	0.000	0.001	-	-			0.000	0.000	0.000	0.001	-	-			0.110		
12.000	0.000	0.000	0.000		3.34	-	-	0.000	0.000	0.000	3.36	-	-			0.000	0.000	0.000	0.001	-	-			0.000	0.000	0.000	0.002	-	-			0.120		
13.000	0.000	0.000	0.000		2.35	-	-	0.000	0.000	0.000	2.38	-	-			0.000	0.000	0.000	0.011	-	-			0.000	0.000	0.000	0.020	-	-			0.130		
14.000	0.000	0.000	0.000		1.43	-	-	0.000	0.000	0.000	1.48	-	-			0.000	0.000	0.000	0.088	-	-			0.000	0.000	0.000	0.120	-	-			0.140		
15.000	0.000	0.000	0.000		0.698	-	-	0.000	0.000	0.000	0.770	-	-			0.000	0.000	0.000	0.359	-	10			0.000	0.000	0.000	0.410	-	-			0.150		
16.000	0.000	0.000	0.000		0.262	-	-	0.000	0.000	0.000	0.327	-	-			0.000	0.000	0.000	0.924	-	-			0.000	0.000	0.000	0.968	-	-			0.160		
17.000	0.000	0.000	0.000		0.074	-	-	0.000	0.000	0.000	0.109	-	-			0.000	0.000	0.000	1.74	-	-			0.000	0.000	0.000	1.76	-	-			0.170		
18.000	0.000	0.000	0.000		0.016	-	-	0.000	0.000	0.000	0.029	-	-			0.000	0.000	0.000	2.69	-	-			0.000	0.000	0.000	2.69	-	-			0.180		
19.000	0.000	0.000	0.000		0.002	-	-	0.000	0.000	0.000	0.006	-	-			0.000	0.000	0.000	3.68	-	-			0.000	0.000	0.000	3.68	-	-			0.190		
20.000	0.000	0.000	0.000		0.001	-	-	0.000	0.000	0.000	0.001	-	-			0.000	0.000	0.000	4.68	-	-			0.000	0.000	0.000	4.68	-	-			0.200		
22.000	0.000	0.000	0.000		0.001	-	-	0.000	0.000	0.000	0.001	-	-			0.000	0.000	0.000	6.68	-	-			0.000	0.000	0.000	6.68	-	-			0.220		
24.000	0.000	0.000	0.000		0.001	-	-	0.000	0.000	0.000	0.001	-	-			0.000	0.000	0.000	8.68	-	-			0.000	0.000	0.000	8.68	-	-			0.240		
Totals:						0	0					0	0	0	0					0	10						0	0	0	0				
Number of Trades:						0						0		0						0.00							0		0					

OTE (CR)

(Contract Size: 100 Securities, Exercise Style: American, Physical Delivery)

Call Options														Put Options																					
November 2023							December 2023							Other Months		November 2023							December 2023							Other Months		Exercise Price			
Open price	Price max	Price min	Last price	Closing price	Volume	Open Interest	Open price	Price max	Price min	Last price	Closing price	Volume	Open Interest	Volume	Open Interest	Open price	Price max	Price min	Last price	Closing price	Volume	Open Interest	Open price	Price max	Price min	Last price	Closing price	Volume	Open Interest	Volume	Open Interest				
9.200	0.000	0.000	0.000	3.74	-	-	0.000	0.000	0.000	3.76	-	-				0.000	0.000	0.000	0.001	-	-				0.000	0.000	0.000	0.001	-	-				0.092	
9.600	0.000	0.000	0.000	3.34	-	-	0.000	0.000	0.000	3.36	-	-				0.000	0.000	0.000	0.001	-	-				0.000	0.000	0.000	0.001	-	-				0.096	
10.000	0.000	0.000	0.000	2.94	-	-	0.000	0.000	0.000	2.96	-	-				0.000	0.000	0.000	0.001	-	-				0.000	0.000	0.000	0.001	-	-				0.100	
11.000	0.000	0.000	0.000	1.94	-	-	0.000	0.000	0.000	1.97	-	-				0.000	0.000	0.000	0.001	-	-				0.000	0.000	0.000	0.013	-	-				0.110	
12.000	0.000	0.000	0.000	0.983	-	-	0.000	0.000	0.000	1.08	-	-				0.000	0.000	0.000	0.038	-	-				0.000	0.000	0.000	0.115	-	-				0.120	
13.000	0.000	0.000	0.000	0.287	-	-	0.000	0.000	0.000	0.441	-	-				0.000	0.000	0.000	0.342	-	2				0.000	0.000	0.000	0.477	-	-				0.130	
14.000	0.000	0.000	0.000	0.038	-	5	0.000	0.000	0.000	0.127	-	-				0.000	0.000	0.000	1.10	-	-				0.000	0.000	0.000	1.17	-	-				0.140	
15.000	0.000	0.000	0.000	0.002	-	-	0.000	0.000	0.000	0.025	-	5				0.000	0.000	0.000	2.07	-	5				0.000	0.000	0.000	2.08	-	-				0.150	
16.000	0.000	0.000	0.000	0.001	-	-	0.000	0.000	0.000	0.004	-	-				0.000	0.000	0.000	3.07	-	-				0.000	0.000	0.000	3.07	-	-				0.160	
17.000	0.000	0.000	0.000	0.001	-	-	0.000	0.000	0.000	0.001	-	-				0.000	0.000	0.000	4.07	-	-				0.000	0.000	0.000	4.07	-	-				0.170	
18.000	0.000	0.000	0.000	0.001	-	-	0.000	0.000	0.000	0.001	-	-				0.000	0.000	0.000	5.07	-	-				0.000	0.000	0.000	5.07	-	-				0.180	
19.000	0.000	0.000	0.000	0.001	-	-	0.000	0.000	0.000	0.001	-	-				0.000	0.000	0.000	6.07	-	-				0.000	0.000	0.000	6.07	-	-				0.190	
20.000					-	-	0.000	0.000	0.000	0.001	-	-									-	-				0.000	0.000	0.000	7.07	-	-				0.200
22.000					-	-	0.000	0.000	0.000	0.001	-	-									-	-				0.000	0.000	0.000	9.07	-	-				0.220
Totals:					0	5					0	5	0	0					0	7								0	0	0	0	0			
Number of Trades:					0						0		0						0.00								0		0						

PIRAEUS FINANCIAL HOLD (CR)

(Contract Size: 100 Securities, Exercise Style: American, Physical Delivery)

Call Options																Put Options																		
November 2023								December 2023								Other Months				November 2023						December 2023				Other Months				
Exercise Price	Open price	Price max	Price min	Last price	Closing price	Volume	Open Interest	Open price	Price max	Price min	Last price	Closing price	Volume	Open Interest	Volume	Open Interest	Open price	Price max	Price min	Last price	Closing price	Volume	Open Interest	Open price	Price max	Price min	Last price	Closing price	Volume	Open Interest	Volume	Open Interest	Exercise Price	
0.950						-	-	0.000	0.000	0.000		1.88	-	-			-	-	0.000	0.000	0.000		0.001	-	-								0.010	
1.000						-	-	0.000	0.000	0.000		1.83	-	-			-	-	0.000	0.000	0.000		0.001	-	-								0.010	
1.100						-	-	0.000	0.000	0.000		1.73	-	-			-	-	0.000	0.000	0.000		0.001	-	-								0.011	
1.200						-	-	0.000	0.000	0.000		1.63	-	-			-	-	0.000	0.000	0.000		0.001	-	-								0.012	
1.300						-	-	0.000	0.000	0.000		1.53	-	-			-	-	0.000	0.000	0.000		0.001	-	-								0.013	
1.400						-	-	0.000	0.000	0.000		1.43	-	-			-	-	0.000	0.000	0.000		0.001	-	-								0.014	
1.500						-	-	0.000	0.000	0.000		1.33	-	-			-	-	0.000	0.000	0.000		0.001	-	-								0.015	
1.600						-	-	0.000	0.000	0.000		1.23	-	-			-	-	0.000	0.000	0.000		0.001	-	-								0.016	
1.700						-	-	0.000	0.000	0.000		1.13	-	-			-	-	0.000	0.000	0.000		0.001	-	-								0.017	
1.800	0.000	0.000	0.000		1.03	-	-	0.000	0.000	0.000		1.04	-	-			0.000	0.000	0.000		0.001	-	-	0.000	0.000	0.000		0.001	-	-				0.018
1.900	0.000	0.000	0.000		0.932	-	-	0.000	0.000	0.000		0.936	-	-			0.000	0.000	0.000		0.001	-	-	0.000	0.000	0.000		0.001	-	-				0.019
2.000	0.000	0.000	0.000		0.833	-	-	0.000	0.000	0.000		0.837	-	-			0.000	0.000	0.000		0.002	-	-	0.000	0.000	0.000		0.001	-	-				0.020
2.200	0.000	0.000	0.000		0.634	-	-	0.000	0.000	0.000		0.642	-	-			0.000	0.000	0.000		0.001	-	-	0.000	0.000	0.000		0.006	-	-				0.022
2.400	0.000	0.000	0.000		0.441	-	-	0.000	0.000	0.000		0.461	-	-			0.000	0.000	0.000		0.008	-	-	0.000	0.000	0.000		0.024	-	-				0.024
2.600	0.000	0.000	0.000		0.270	-	2	0.295	0.295	0.295	0.295	0.295	4	-			0.000	0.000	0.000		0.036	-	-	0.000	0.000	0.000		0.068	-	-				0.026
2.800	0.000	0.000	0.000		0.140	-	-	0.000	0.000	0.000		0.186	-	-			0.000	0.000	0.000		0.107	-	-	0.000	0.000	0.000		0.148	-	-				0.028
3.000	0.000	0.000	0.000		0.060	-	-	0.000	0.000	0.000		0.103	-	-			0.000	0.000	0.000		0.227	-	-	0.000	0.000	0.000		0.266	-	-				0.030
3.200	0.000	0.000	0.000		0.021	-	-	0.000	0.000	0.000		0.052	-	-			0.000	0.000	0.000		0.388	-	-	0.000	0.000	0.000		0.415	-	-				0.032
3.400	0.000	0.000	0.000		0.006	-	-	0.000	0.000	0.000		0.025	-	-			0.000	0.000	0.000		0.574	-	-	0.000	0.000	0.000		0.588	-	-				0.034
3.600	0.000	0.000	0.000		0.002	-	-	0.000	0.000	0.000		0.011	-	-			0.000	0.000	0.000		0.770	-	-	0.000	0.000	0.000		0.775	-	-				0.036
3.800	0.000	0.000	0.000		0.001	-	-	0.000	0.000	0.000		0.004	-	-			0.000	0.000	0.000		0.970	-	-	0.000	0.000	0.000		0.971	-	-				0.038
4.000	0.000	0.000	0.000		0.001	-	-	0.000	0.000	0.000		0.002	-	-			0.000	0.000	0.000		1.17	-	-	0.000	0.000	0.000		1.17	-	-				0.040
4.400	0.000	0.000	0.000		0.001	-	-	0.000	0.000	0.000		0.001	-	-			0.000	0.000	0.000		1.57	-	-	0.000	0.000	0.000		1.57	-	-				0.044
4.800	0.000	0.000	0.000		0.001	-	-	0.000	0.000	0.000		0.001	-	-			0.000	0.000	0.000		1.97	-	-	0.000	0.000	0.000		1.97	-	-				0.048
5.200						-	-	0.000	0.000	0.000		0.001	-	-			-	-	0.000	0.000	0.000		2.37	-	-								0.052	
Totals:						0	2							4	0	0	0							0	0					0	0	0	0	
Number of Trades:						0							1	0							0.00					0	0							

PPC (CR)

(Contract Size: 100 Securities, Exercise Style: American, Physical Delivery)

Exercise Price	Call Options														Put Options														Exercise Price				
	November 2023					December 2023					Other Months				November 2023					December 2023					Other Months								
	Open price	Price max	Price min	Last price	Closing price	Volume	Open Interest	Open price	Price max	Price min	Last price	Closing price	Volume	Open Interest	Volume	Open Interest	Open price	Price max	Price min	Last price	Closing price	Volume	Open Interest	Open price	Price max	Price min	Last price	Closing price		Volume	Open Interest	Volume	Open Interest
4.400					-	-	0.000	0.000	0.000		4.85	-	-				-	-	0.000	0.000	0.000		0.001	-	-						0.044		
4.800					-	-	0.000	0.000	0.000		4.45	-	-				-	-	0.000	0.000	0.000		0.001	-	-						0.048		
5.200					-	-	0.000	0.000	0.000		4.05	-	-				-	-	0.000	0.000	0.000		0.001	-	-						0.052		
5.600					-	-	0.000	0.000	0.000		3.66	-	-				-	-	0.000	0.000	0.000		0.001	-	-						0.056		
6.000					-	-	0.000	0.000	0.000		3.26	-	-				-	-	0.000	0.000	0.000		0.001	-	-						0.060		
6.400					-	-	0.000	0.000	0.000		2.86	-	-				-	-	0.000	0.000	0.000		0.001	-	-						0.064		
6.800	0.000	0.000	0.000		2.45	-	-	0.000	0.000	0.000		2.46	-	-			0.000	0.000	0.000		0.001	-	-	0.000	0.000	0.000		0.004	-	-		0.068	
7.200	0.000	0.000	0.000		2.05	-	-	0.000	0.000	0.000		2.07	-	-			0.000	0.000	0.000		0.001	-	-	0.000	0.000	0.000		0.015	-	-		0.072	
7.600	0.000	0.000	0.000		1.65	-	-	0.000	0.000	0.000		1.70	-	-			0.000	0.000	0.000		0.004	-	-	0.000	0.000	0.000		0.037	-	-		0.076	
8.000	0.000	0.000	0.000		1.27	-	-	0.000	0.000	0.000		1.35	-	-			0.000	0.000	0.000		0.019	-	-	0.000	0.000	0.000		0.087	-	-		0.080	
8.400	0.000	0.000	0.000		0.912	-	-	0.000	0.000	0.000		1.03	-	-			0.000	0.000	0.000		0.062	-	-	0.000	0.000	0.000		0.171	-	-		0.084	
8.800	0.000	0.000	0.000		0.604	-	-	0.000	0.000	0.000		0.762	-	-			0.000	0.000	0.000		0.153	-	20	0.000	0.000	0.000		0.297	-	-		0.088	
9.200	0.000	0.000	0.000		0.365	-	-	0.000	0.000	0.000		0.538	-	-			0.000	0.000	0.000		0.313	-	25	0.000	0.000	0.000		0.473	-	-		0.092	
9.600	0.000	0.000	0.000		0.200	-	-	0.385	0.385	0.385	0.385	0.385	4	-			0.000	0.000	0.000		0.549	-	-	0.000	0.000	0.000		0.700	-	-		0.096	
10.000	0.000	0.000	0.000		0.097	-	10	0.316	0.316	0.278	0.278	0.278	4	-			0.000	0.000	0.000		0.846	-	-	0.000	0.000	0.000		0.974	-	-		0.100	
11.000	0.000	0.000	0.000		0.011	-	-	0.000	0.000	0.000		0.071	-	-			0.000	0.000	0.000		1.76	-	-	0.000	0.000	0.000		1.81	-	-		0.110	
12.000	0.000	0.000	0.000		0.001	-	-	0.000	0.000	0.000		0.017	-	-			0.000	0.000	0.000		2.76	-	-	0.000	0.000	0.000		2.76	-	-		0.120	
13.000	0.000	0.000	0.000		0.001	-	-	0.000	0.000	0.000		0.003	-	-			0.000	0.000	0.000		3.76	-	-	0.000	0.000	0.000		3.76	-	-		0.130	
14.000	0.000	0.000	0.000		0.001	-	-	0.000	0.000	0.000		0.001	-	-			0.000	0.000	0.000		4.76	-	-	0.000	0.000	0.000		4.76	-	-		0.140	
15.000	0.000	0.000	0.000		0.001	-	-	0.000	0.000	0.000		0.001	-	-			0.000	0.000	0.000		5.76	-	-	0.000	0.000	0.000		5.76	-	-		0.150	
16.000					-	-	0.000	0.000	0.000		0.001	-	-				-	-	0.000	0.000	0.000		6.76	-	-						0.160		
Totals:					0	10						8	0	0	0		0	45				0	0	0	0	0	0	0	0	0	0		
Number of Trades:					0							3		0			0.00						0				0						

Lending Products	Underlying Title	Multilateral Transactions[1]					Bilateral Transactions[2]		Stock Borrowing through OTC (volume)[3]	
		Open Interest[5]	Volume(Offered)	Average Weighted	Transactions volume	Average Weighted	Transactions Volume	Average Weighted	Transactions Volume	
ADMIEBOR	ADMIE (IPTO) HOLDING S.A. (CR)	---	---	---	---	---	---	---	188,669	
AEGNBOR	AEGEAN AIRLINES (CR)	16,872	---	---	---	---	---	---	164,977	
ALPHABOR	ALPHA SERVICES HOLD (CR)	---	---	---	---	---	---	---	59,550,425	
OTOELBOR	AUTOHELLAS SA (CR)	2,000	---	---	---	---	---	---	149,263	
AVAXBOR	AVAX S.A. (CR)	---	---	---	---	---	---	---	---	
EEEBOR	CC HBC AG (CR)	6,889	---	---	100	4.88%	---	---	47,768	
CENERBOR	CENERGY HOLDINGS (CB)	790	---	---	---	---	---	---	47,857	
ELLAKTORBOR	ELLAKTOR (CR)	7,681	---	---	---	---	---	---	74,682	
ELHABOR	ELVALHALCOR (CR)	788	---	---	---	---	---	---	66,887	
EUROBBOR	EUROBANK HOLDINGS (CR)	15,000	---	---	---	---	---	---	34,120,608	
EYDAPBOR	EYDAP S.A. (CR)	845	---	---	---	---	---	---	231,962	
FFGRPBOR	FOLLI FOLLIE (CR)	---	---	---	---	---	---	---	886,279	
FOYRKBOR	FOURLIS (CR)	230	---	---	---	---	---	---	11,123	
GEKTERNABOR	GEK TERNA (CR)	---	---	---	---	---	---	---	4,698	
SARBOR	GR. SARANTIS S.A. (CR)	1,947	---	---	---	---	---	---	43,279	
EXAEBOR	HELLENIC EXCHANGES-A.S.E. (CR)	5,450	---	---	---	---	---	---	167,047	
ELPEBOR	HELLENIQ ENERGY (CR)	3,200	---	---	---	---	---	---	279,936	
INTRKBOR	INTRACOM HOLDINGS (CR)	---	---	---	---	---	---	---	---	
INKATBOR	INTRAKAT (CR)	---	---	---	---	---	---	---	---	
BELABOR	JUMBO SA (CR)	2,575	---	---	---	---	---	---	196,303	
LAMDABOR	LAMDA DEVELOPMENT SA (CR)	400	---	---	---	---	---	---	558,547	
MIGBOR	MIG (CR)	1,661	---	---	---	---	---	---	40,179	
MOHBOR	MOTOR OIL (CR)	23,081	---	---	---	---	---	---	476,803	
MYTILBOR	MYTILINEOS (CR)	7,261	---	---	---	---	---	---	124,528	
ETEBOR	NATIONAL BANK (CR)	---	---	---	---	---	---	---	10,511,262	
OPAPBOR	OPAP (CR)	2,000	---	---	---	---	---	---	1,567,417	
HTOBOR	OTE (CR)	1,750	---	---	---	---	---	---	1,679,254	
PPABOR	P.P.A. S.A. (CR)	500	---	---	---	---	---	---	67,981	
TPEIRBOR	PIRAEUS FINANCIAL HOLD (CR)	5,000	---	---	---	---	---	---	1,371,061	
PPCBOR	PPC (CR)	2,000	---	---	---	---	---	---	1,278,881	
QUALBOR	QUALITY & RELIABILITY SA (CR)	---	---	---	---	---	---	---	---	

Stock Lending Notes

[1] - Multilateral contracts Lending or Borrowing as per Methods 8-1, 8-2 and 8-3-3 (According to ATHEX BoD Resolution No.17)

[2] - Bilateral Contracts Lending or Borrowing as per Methods 8-3-1 and 8-3-2 (According to ATHEX BoD Resolution No.20)

[3] - The information concerning OTC Stock Borrowing Transactions is based on the statements of the Dematerialised Securities System (DSS) operators involved and refers to volumes that have been registered up until the previous working day.

[4] - Average Price (Volume weighted)

[5] - The Data concerning Open Interest before the start of trading session

Lending Products	Underlying Title	Open Interest[5]	Multilateral Transactions[1]				Bilateral Transactions[2]		Stock Borrowing through OTC (volume)[3]	
			Volume(Offered)	Average Weighted	Transactions volume	Average Weighted	Transactions Volume	Average Weighted	Transactions Volume	Transactions Volume
QUESTBOR	QUEST HOLDINGS (CR)	359	---	---	---	---	---	---	46,564	
TENERGYBOR	TERNA ENERGY (CR)	---	---	---	---	---	---	---	291,600	
TITCBOR	TITAN CEMENT (CB)	2,368	---	---	---	---	---	---	231,520	
VIOBOR	VIOHALCO SA/NV (CB)	744	---	---	---	---	---	---	---	

Stock Lending Notes

[1] - Multilateral contracts Lending or Borrowing as per Methods 8-1, 8-2 and 8-3-3 (According to ATHEX BoD Resolution No.17)

[2] - Bilateral Contracts Lending or Borrowing as per Methods 8-3-1 and 8-3-2 (According to ATHEX BoD Resolution No.20)

[3] - The information concerning OTC Stock Borrowing Transactions is based on the statements of the Dematerialised Securities System (DSS) operators involved and refers to volumes that have been registered up until the previous working day.

[4] - Average Price (Volume weighted)

[5] - The Data concerning Open Interest before the start of trading session

Sectors codification for listed companies

12003-	ETF	10101010	Computer Services
10101015	Software	10102030	Computer Hardware
15101010	Telecommunications Equipment	15102015	Telecommunications Services
20101010	Health Care Facilities	20101025	Health Care Services
20102010	Medical Equipment	20103015	Pharmaceuticals
30101010	Banks	30202000	Diversified Financial Services
30202010	Asset Managers & Custodians	30202015	Investment Services
30204000	Closed End Investments	30302010	Full Line Insurance
30302015	Insurance Brokers	30302025	Property and Casualty Insurance
35101010	Real Estate Holding and Development	35101015	Real Estate Services
35102000	Diversified REITs	35102030	Office REITs
40201040	Rental & Leasing Services: Consumer	40202010	Home Construction
40202015	Household Furnishings	40202020	Household Appliance
40203040	Electronic Entertainment	40204020	Clothing & Accessories
40301010	Entertainment	40301030	Publishing
40301035	Radio & TV Broadcasters	40401010	Diversified Retailers
40401020	Apparel Retailers	40401025	Home Improvement Retailers
40401030	Specialty Retailers	40501010	Airlines
40501015	Travel & Tourism	40501020	Casinos & Gambling
40501025	Hotels & Motels	45101015	Distillers & Vintners
45101020	Soft Drinks	45102010	Farming Fishing Ranching & Plantations
45102020	Food Products	45103010	Tobacco
45201010	Food Retailers & Wholesalers	45201020	Personal Products
50101010	Construction	50101020	Building Roof/Wallboard and Plumbing
50101030	Cement	50101035	Building Materials: Other
50202010	Electrical Components	50203000	Diversified Industrials
50203015	Plastics	50203030	Containers & Packaging
50204000	Machinery: Industrial	50204020	Machinery: Construction & Handling
50205010	Industrial Suppliers	50205020	Back Office Support HR & Consulting
50205030	Forms & Bulk Printing Services	50206015	Commercial Vehicles & Parts
50206030	Marine Transportation	50206060	Transportation Services
55101000	Diversified Materials	55101020	Textile Products
55102000	General Mining	55102010	Iron & Steel
55102015	Metal Fabricating	55102035	Aluminum
60101020	Oil Refining and Marketing	65101010	Alternative Electricity
65101015	Conventional Electricity	65102030	Water



ATHEX
Athens Stock Exchange

Λεωφ. Αθηνών 110 104 42 Αθήνα
110, Athinon Ave. GR 104 42 Athens
tel. (+30)210-33.66.800, fax (+30)210-33.66.101
www.athexgroup.gr