

23

Ημερήσιο Δελτίο  
Συναλλακτικής Δραστηριότητας

Daily Official List  
of Trading Activity

Wednesday, 25 October, 2023

Year: 144 Trading Day No: 204



**ATHEXGROUP**  
Athens Exchange Group

**Disclaimer:**

Hellenic Exchanges-Athens Stock Exchange S.A endeavours to ensure that the data and other material ("Information") presented on the Daily Official List are accurate and complete, but it is not liable for any errors or omissions of data or /and for the accuracy, credibility, updating and completeness of the aforesaid information nor it has any liability arising directly or indirectly from the use of the above Information.

The Company is not liable for the accuracy of the data included in listed companies' announcements. Only the sender of such an announcement is fully and solely liable for any infringement of third party's rights from the content of such announcement. All contents of the Daily Official List are provided only for information purposes and do not constitute investment advice or solicitation to invest in securities or other products listed for trading on the Exchange.

You acknowledge and agree that the Company is the owner of any property rights related to any Information appearing on the Daily Official List including intellectual property rights copyright, trademarks, etc.

The above data are a property of the Hellenic Exchanges-Athens Exchange and are copyright protected. Users are forbidden to reproduce, modify, copy, sale, transmit or redistribute, by all reproduction means and methods, part or the whole of the above data, without reference to their source.

The commercial exploitation of these data is, also, forbidden by third parties. Hellenic Exchanges-Athens Exchange does not carry any responsibility, direct or indirect, derived from usage or accidental alteration of the above data when used by third parties.

---

**Hellenic Exchanges – Athens Stock Exchange S.A.**

110 Athinon Ave., 10442 Athens, Tel: (210) 33.66.800, Fax: (210) 32.13.938

[www.athexgroup.gr](http://www.athexgroup.gr)

---

**Thessalonica Stock Exchange Center (T.S.E.C)**

16-18 Katouni Str., Thessalonica 546 25 Tel: (2310) 567.667, Fax: (2310) 530.545

---

**Athex Members Guarantee Fund**

14-16 Fidiou Str., Athens 106 78, Tel: (210) 33.04.682, Fax: (210) 33.04.155

---

**Hellenic Republic Capital Market Commission**

1 Kolokotroni Str. & 1 Stadiou Str., Athens 10562 Tel: (210) 33.77.100 Fax: (210) 33.77.173

---

**Table of Contents**

---

**Section 1: Statistical Figures of Securities, Derivatives and Lending**

Summary of Markets

Athex Indices

Analytic Figures for Athex Market's Boards and Categories

Trading Details by Athex Sectors and Financial Instruments (ETFs)

Top 10 best &amp; worst performing Shares

Derivatives Summary

**Section 2: Analytic Figures of Shares Transactions**

Analytic Figures of Shares Transactions

Shares' Notes

**Section 3: Figures of Securities Transactions**

Securities Blocks Details

Shares Rights Details

Stock Borrowing

Forced Sales Details

Forced Sales Registered Shares

Exchange Traded Funds (ETFs) Characteristics

**Section 5: Bonds traded in Fixed Income Assets Market**

Convertible Corporate Bonds - Regulated Market

Non Convertible Corporate Bonds - Regulated Market

Government Bonds

Treasury Bills &amp; Zero Coupon Government Bonds

Government Bonds Traded with the Open Outcry Method

State Banks Bonds

**Section 6: Additional Infos**

Athex &amp; ATHEXClear Members List

List of Stocks under Market Making operations

**Section 7: Derivatives Market Analytic Figures**

Index Futures

Stock Futures

Index Options

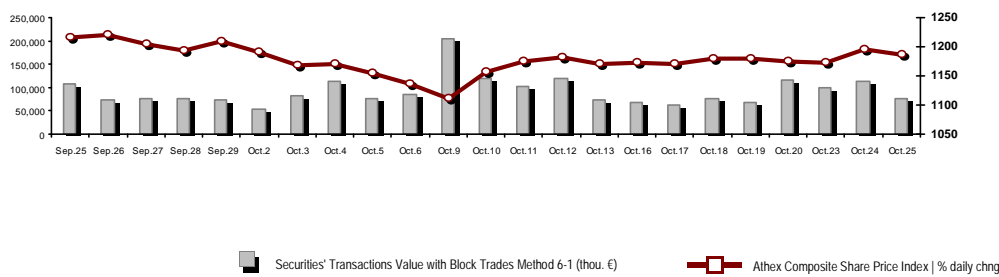
Stock Options

Stock Lending Analytic Figures

**Appendix A: Sectors codification for listed companies**

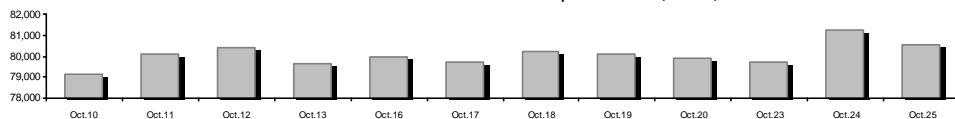
## Summary of Markets

Athex Composite Share Price Index vs Shares and Derivatives Transactions Value

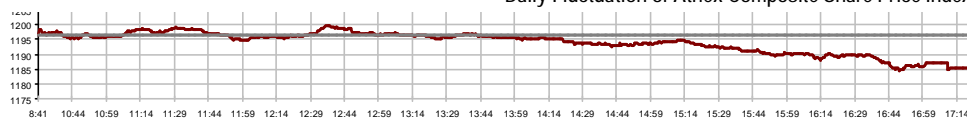


Athex Capitalisation (mill. €)**:	80,548.19	Derivatives Total Open Interest	448,754
Daily change: mill. €   %	-700.16 -0.86%	in Index Futures   % daily chng	5,039 1.23%
Yearly Avg Capitalisation: mill. €   % chng prev year Avg	79,387.34 25.89%	in Stock Futures   % daily chng	442,169 1.59%
Athex Composite Share Price Index   % daily chng	1,185.24 -0.95%	in Index Options   % daily chng	835 13.61%
Athex Composite Share Price Index Capitalisation (mill. €)	73,050.54	in Stock Options   % daily chng	711 0.00%
Daily change (mill. €)	-693.48		
Securities' Transactions Value with Block Trades Method 6-1 (t)	76,800.22	Derivatives Contracts Volume:	28,275
Daily change: %	-36,528.46 -32.23%	Daily change: pieces   %	-47,623 -62.75%
YtD Avg Trans. Value: thou. €   % chng prev year Avg	104,421.89 44.53%	YtD Avg Derivatives Contracts % chng prev year Avg	45,314 31.91%
Blocks Transactions Value of Method 6-1 (thou. €)	11,165.40	Derivatives Trades Number:	1,465
Blocks Transactions Value of Method 6-2 & 6-3 (thou. €)	1.86	Daily change: number   %	-1,313 -47.26%
Bonds Transactions Value (thou.€)	411.41	YtD Avg Trades number % chng prev year Avg	2,378 15.75%
Securities' Transactions Volume with Block Trades Method 6-1 (tho)	17,626.37	Lending Total Open Interest	111,091
Daily change: thou. pieces   %	-17,191.95 -49.38%	Daily change: pieces   %	16,572 17.53%
YtD Avg Volume: % chng prev year Avg	33,561.83 18.38%	Lending Volume (Multilateral/Bilateral)	300
Blocks Transactions Volume of Method 6-1 (thou. Pieces)	1,292.12	Daily change: pieces   %	-16,272
Blocks Transactions Volume of Method 6-2 & 6-3 (thou. Pieces)	0.30	Multilateral Lending	300
Bonds Transactions Volume	447,000	Bilateral Lending	0
Securities' Trades Number with Block Trades Method 6-1	30,058	Lending Trades Number:	1
Daily change: number   %	-7,276 -19.49%	Daily change: %	-3
YtD Avg Trades number % chng prev year Avg	36,291 23.37%	Multilateral Lending Trades Number	1
Number of Blocks Method 6-1	13	Bilateral Lending Trades Number	0
Number of Blocks Method 6-2 & 6-3	3		
Number of Bonds Transactions	123		

Athex Capitalisation (mill. €)\*\*



Daily Fluctuation of Athex Composite Share Price Index



Athex Composite Share Price Index at 24/10/2023

Daily Fluctuation of Athex Composite Share Price Index at 25/10/2023

## Athex Indices

Index name	25/10/2023	24/10/2023	pts.	%	Min	Max	Year min	Year max	Year change
Athex Composite Share Price Index	1,185.24 €	1,196.56	-11.32	-0.95%	1,184.34	1,199.65	929.79	1,351.68	27.47% #
Athex ESG Index	1,372.25 €	1,384.98	-12.73	-0.92%	1,371.27	1,390.44	1,057.52	1,541.00	29.74% #
FTSE/Athex Large Cap	2,926.95 €	2,955.24	-28.29	-0.96%	2,924.77	2,966.55	2,250.77	3,280.71	30.00% #
FTSE/Athex Mid Cap Index	1,907.19 €	1,914.79	-7.60	-0.40%	1,902.44	1,924.96	1,411.43	2,224.46	35.12% #
FTSE/ATHEX High Dividend Yield Index	3,502.06 €	3,538.11	-36.05	-1.02%	3,501.65	3,552.93	3,028.28	4,088.01	15.65% #
FTSE/ATHEX Global Traders Index Plus	3,673.03 €	3,683.84	-10.81	-0.29%	3,665.68	3,704.00	2,616.09	4,115.43	40.40% #
FTSE/ATHEX Mid & Small Cap Factor-Weighted Ind	5,084.31 €	5,095.64	-11.33	-0.22%	5,077.35	5,129.72	4,353.12	5,946.34	15.67% #
ATHEX Select Index Plus	3,980.68 €	4,044.93	-64.25	-1.59%	3,980.17	4,055.74	3,071.06	4,762.60	29.62% #
ATHEX Select Index	5,816.80 #	5,811.84	4.96	0.09%	5,786.87	5,846.99	4,343.88	7,125.71	33.91% #
FTSE/Athex Market Index	695.47 €	701.86	-6.39	-0.91%	694.88	704.45	539.21	780.89	28.95% #
Athex Composite Index Total Return Index	2,143.44 €	2,163.91	-20.47	-0.95%	2,141.81	2,169.50	1,641.17	2,440.14	30.60% #
FTSE/Athex Large Cap Total Return	4,793.60 €	4,839.93	-46.33	-0.96%			3,623.42	5,338.50	33.12% #
FTSE/Athex Mid Cap Total Return	2,566.80 €	2,577.03	-10.23	-0.40%			1,881.61	2,956.50	38.17% #
Hellenic Mid & Small Cap Index	1,717.40 €	1,734.81	-17.41	-1.00%	1,716.36	1,739.37	1,365.14	2,011.62	25.80% #
FTSE/Athex Banks	964.00 €	981.18	-17.18	-1.75%	963.41	984.12	640.09	1,117.78	50.49% #
FTSE/Athex Financial Services	1,140.24 €	1,173.59	-33.35	-2.84%	1,139.00	1,173.59	672.72	1,514.55	66.36% #
FTSE/Athex Industrial Goods & Services	8,175.85 €	8,197.78	-21.93	-0.27%	8,171.00	8,307.35	4,603.86	8,651.06	76.26% #
FTSE/Athex Retail	1,116.21 €	1,121.68	-5.47	-0.49%	1,109.45	1,147.58	901.21	1,375.58	23.86% #
FTSE/ATHEX Real Estate	3,987.04 €	4,047.44	-60.40	-1.49%	3,964.75	4,065.54	3,750.22	4,816.41	-2.11% €
FTSE/Athex Consumer Goods & Services	14,671.42 #	14,610.35	61.07	0.42%	14,526.58	14,752.90	8,974.47	16,184.74	60.21% #
FTSE/Athex Food & Beverage	9,233.25 €	9,286.70	-53.45	-0.58%	9,210.77	9,315.31	8,101.49	11,188.59	9.06% #
FTSE/Athex Basic Resources	7,320.58 €	7,461.64	-141.06	-1.89%	7,306.91	7,485.47	6,463.31	10,590.89	12.81% #
FTSE/Athex Construction & Materials	4,236.75 €	4,267.23	-30.48	-0.71%	4,216.63	4,267.57	3,204.90	4,808.27	32.20% #
FTSE/Athex Energy	5,053.69 #	5,045.91	7.78	0.15%	5,035.07	5,110.09	4,689.99	5,856.79	0.47% #
FTSE/Athex Travel & Leisure	2,750.71 €	2,771.44	-20.73	-0.75%	2,750.71	2,820.29	2,196.17	3,051.18	24.06% #
FTSE/Athex Technology	2,717.17 €	2,731.49	-14.32	-0.52%	2,705.39	2,742.30	2,047.81	3,153.87	32.27% #
FTSE/Athex Telecommunications	3,612.58 €	3,646.31	-33.73	-0.93%	3,606.96	3,707.14	3,511.53	4,415.99	-11.28% €
FTSE/Athex Utilities	4,984.57 €	5,036.16	-51.59	-1.02%	4,984.57	5,061.45	4,598.77	6,190.27	8.39% #
FTSE/Athex Health Care	403.06 #	398.95	4.11	1.03%	393.95	403.06	380.60	504.88	-3.78% €
FTSE/Athex Personal Products	7,456.85 €	7,650.80	-193.95	-2.54%	7,456.85	7,684.94	6,441.87	8,386.11	12.87% #
Athex All Share Index	279.09 €	281.54	-2.45	-0.87%	279.09	279.09	231.11	314.56	21.22% #
MSCI GREECE REBASED	4,726.95 €	4,768.95	-42.00	-0.88%	4,722.54	4,794.44	4,125.04	5,209.29	--- -
Hellenic Corporate Bond Index	125.28 #	125.11	0.17	0.14%			118.78	125.48	5.29% #
Hellenic Corporate Bond Price Index	88.14 #	88.02	0.11	0.13%			85.96	88.73	2.22% #

Note 1: FTSE/Med 100, Hellenic Corporate Bond Price Index and Hellenic Corporate Bond Index closing prices refer to the previous trading day of 23/10/2023.

Note 2: The Hellenic Mid & Small Cap Index is a Customized index calculated by the Athens Exchange.

## Analytic Figures for Athex Market's Boards and Categories

	Total Traded Securities	Main Market	Surveillance	Exchange Traded Funds (ETFs)
Totals	114	103	10	1
Gain / Lose / Same:	36 / 56 / 22	33 / 53 / 17	3 / 2 / 5	0 / 1 / 0
Athex Capitalisation (mill. €) **	80,548.19	79,977.14	571.05	
Daily Average Trans/ons Value(thou.€)	104,421.89	104,139.55	263.28	62.23
Transactions Value	76,802.08	76,294.04	351.49	156.55
Main Board:	65,634.81	65,126.78	351.49	156.55
Blocks Board 6_2_3:	11,167.26	11,167.26	0.00	0.00
Forced Sales Board:	0.00	0.00	0.00	0.00
Special Terms Board:	0.00	0.00	0.00	0.00
Daily Average Transactions Volume	33,561,825	32,482,076	1,083,026	2,173
Transactions Volume	17,626,670	16,686,861	934,493	5,316
Main Board:	16,334,247	15,394,438	934,493	5,316
Blocks Board 6_2_3:	1,292,423	1,292,423	0	0
Forced Sales Board:	0	0	0	0
Special Terms Board:	0	0	0	0
Daily Average Number of Trades	36,291	36,074	215	3
Number of Trades	30,061	29,831	197	33
Main Board:	30,045	29,815	197	33
Blocks Board 6_2_3:	16	16	0	0
Forced Sales Board:	0	0	0	0
Special Terms Board:	0	0	0	0

## Trading Details by Athex Sectors and Financial Instruments (ETFs)

Code	Sectors	Gain / Lose / Same	Number of Trades	Transactions Volume	Transactions Value	% of Total Trans. Value
3010	- Banks	2 / 5 / 0	11,238	12,387,940	29,232,404.09	38.06%
5510	- Basic Resources	4 / 7 / 2	716	251,439	620,818.25	0.81%
5010	- Construction & Materials	2 / 7 / 3	1,503	553,451	2,141,758.44	2.79%
4020	- Consumer Products & Services	2 / 1 / 3	244	83,444	245,503.82	0.32%
6010	- Energy	2 / 2 / 0	1,155	126,670	1,772,074.43	2.31%
12000	- Financial Instruments	0 / 1 / 0	33	5,316	156,549.71	0.20%
3020	- Financial Services	1 / 3 / 1	307	46,533	220,461.18	0.29%
4510	- Food Beverage & Tobacco	2 / 2 / 2	110	16,438	313,917.44	0.41%
2010	- Health Care	3 / 0 / 0	103	107,340	80,268.68	0.10%
5020	- Industrial Goods & Services	8 / 7 / 1	3,368	726,621	13,352,680.46	17.39%
3030	- Insurance	0 / 0 / 1	9	921	3,599.90	0.00%
4030	- Media	0 / 1 / 0	7	6,668	3,482.17	0.00%
4520	- Personal Care, Drug & Grocery Stores	1 / 1 / 1	160	25,114	152,017.79	0.20%
3510	- Real Estate	3 / 1 / 4	869	269,607	865,190.46	1.13%
4040	- Retail	2 / 3 / 1	1,525	316,318	7,008,204.82	9.13%
1010	- Technology	3 / 6 / 1	677	148,713	531,674.15	0.69%
1510	- Telecommunications	0 / 2 / 0	1,900	510,573	6,688,338.34	8.71%
4050	- Travel & Leisure	1 / 3 / 1	3,441	1,336,768	8,493,464.92	11.06%
6510	- Utilities	0 / 4 / 1	2,696	706,796	4,919,669.62	6.41%

## Top 10 best &amp; worst performing Shares

## Main Market

With positive Price change			With negative Price change		
	Closing price	change		Closing price	change
P.P.A. S.A. (CR)	20.75	5.33% #	EKTER SA (CR)	2.67	-4.30% €
REVOIL (CR)	1.84	3.95% #	CENERGY HOLDINGS (CB)	5.68	-3.73% €
VARVERIS - MODA BAGNO SA (CR)	1.1	3.77% #	EYDAP S.A. (CR)	5.46	-3.36% €
PAPOUTSANIS (CR)	2.15	2.87% #	ALPHA SERVICES HOLD (CR)	1.3805	-3.33% €
KRI-KRI S.A. (CR)	8.3	1.47% #	ELLAKTOR (CR)	1.894	-3.07% €
UNIBIOS (CR)	1.08	1.41% #	DOMIKI KRITIS SA (CR)	3	-2.91% €
MEDICON S.A (CR)	3.02	1.34% #	GR. SARANTIS S.A. (CR)	7.5	-2.85% €
LAVIPHARM SA (CR)	0.622	0.97% #	HELLENIC EXCHANGES-A.S.E. (CR)	4.615	-2.84% €
BRIQ PROPERTIES (CR)	1.865	0.81% #	ADMIE (IPTO) HOLDING S.A. (CR)	1.916	-2.84% €
MOTOR OIL (CR)	22.66	0.71% #	PIRAEUS FINANCIAL HOLD (CR)	2.834	-2.61% €
With the highest Transactions Value			With the highest Transactions Volume		
	Value (thou. €)	change		Volume	change
NATIONAL BANK (CR)	11,911.72	-0.46% €	ALPHA SERVICES HOLD (CR)	6,282,779	-3.33% €
MYTILINEOS (CR)	11,896.62	-0.27% €	EUROBANK HOLDINGS (CR)	2,411,022	-1.11% €
ALPHA SERVICES HOLD (CR)	8,843.47	-3.33% €	NATIONAL BANK (CR)	2,126,885	-0.46% €
OPAP (CR)	7,298.28	-0.52% €	PIRAEUS FINANCIAL HOLD (CR)	1,503,305	-2.61% €
JUMBO SA (CR)	6,843.64	0.46% #	OTE (CR)	510,331	-0.92% €
OTE (CR)	6,686.84	-0.92% €	OPAP (CR)	469,894	-0.52% €
PIRAEUS FINANCIAL HOLD (CR)	4,325.58	-2.61% €	MYTILINEOS (CR)	321,500	-0.27% €
EUROBANK HOLDINGS (CR)	3,670.02	-1.11% €	ADMIE (IPTO) HOLDING S.A. (CR)	304,975	-2.84% €
TERNA ENERGY (CR)	2,192.09	-1.62% €	JUMBO SA (CR)	259,630	0.46% #
PPC (CR)	1,923.22	-0.32% €	PPC (CR)	207,269	-0.32% €

Note: Stocks that are not included in the "Under Supervision" category, and the transactions value is more than 10,000 €.

## Derivatives Summary

	Number of Trades	Volume	Open Interest
<b>Index Futures</b>	<b>179</b>	<b>581</b>	<b>5,039</b>
FTSE/Athex Banks	6	36	1,826
FTSE/Athex Large Cap	173	545	3,110
MSCI GREECE REBASED	0	0	103
<b>Stock Futures</b>	<b>1,276</b>	<b>27,513</b>	<b>442,169</b>
ADMIE (IPTO) HOLDING S.A. (CR)	81	699	21,487
AEGEAN AIRLINES (CR)	36	140	4,921
ALPHA SERVICES HOLD (CR)	317	18,363	192,396
AUTOHELLAS SA (CR)	2	5	81
AVAX S.A. (CR)	4	30	1,528
CC HBC AG (CR)	3	3	438
CENERGY HOLDINGS (CB)	18	61	5,787
ELLAKTOR (CR)	9	69	670
ELVALHALCOR (CR)	12	49	1,426
EUROBANK HOLDINGS (CR)	81	3,220	31,526
EYDAP S.A. (CR)	2	7	2,395
FOURLIS (CR)	1	3	667
GEK TERNA (CR)	2	2	6,005
HELLENIC EXCHANGES-A.S.E. (CR)	23	117	8,540
HELLENIQ ENERGY (CR)	16	66	1,484
INTRACOM HOLDINGS (CR)	13	51	4,535
INTRAKAT (CR)	0	0	5,640
JUMBO SA (CR)	9	15	595
LAMDA DEVELOPMENT SA (CR)	3	7	5,818
MIG (CR)	1	3	51
MOTOR OIL (CR)	3	21	1,133
MYTILINEOS (CR)	42	92	2,495
NATIONAL BANK (CR)	87	986	19,903
OPAP (CR)	53	136	2,856
OTE (CR)	80	320	5,583
P.P.A. S.A. (CR)	3	9	202
PIRAEUS FINANCIAL HOLD (CR)	209	2,349	73,416
PPC (CR)	87	469	19,901
QUEST HOLDINGS (CR)	0	0	114
TERNA ENERGY (CR)	62	174	15,017
TITAN CEMENT (CB)	2	3	682
VIOHALCO SA/NV (CB)	15	44	4,877
<b>Index Options</b>	<b>10</b>	<b>181</b>	<b>835</b>
FTSE/Athex Large Cap	10	181	835
<b>Stock Options</b>	<b>0</b>	<b>0</b>	<b>711</b>
ALPHA SERVICES HOLD (CR)	0	0	0
NATIONAL BANK (CR)	0	0	627
OPAP (CR)	0	0	10
OTE (CR)	0	0	17
PIRAEUS FINANCIAL HOLD (CR)	0	0	2
PPC (CR)	0	0	55
<b>Total Derivatives Traded</b>	<b>1,465</b>	<b>28,275</b>	<b>448,754</b>



Number of Outstanding Securities	Nominal Value	Dividends [1]			Date of Last Coupon Dividend [2]		Note	Shares	Closing price	% change	Previous closing price/date	Open price	Price min	Price max	Last price	Avg price	Last Bid [7]	Last Ask [7]	P/E after tax	Year	Volume	Trades	Transactions Value[8]	Company Mkt Value (thou. €)	Year low	Year high	Sector[ 4]	
2,351,697,671	0.290	---	---	---	07/04/2008	18/04/2017	---	ALPHA SERVICES HOLD (CR)	1.3805	-3.33	€ 1.428	24/10/2023	1.437	1.3755	1.437	1.3805	1.408	79592@1.38	5309@1.38	---	---	6,282,779	4,611	8,843,474.70	3,246,518.63	1.0015	1.682	30101010
36,353,868	1.00	---	---	(0.025)	10/07/2023	21/08/2023	---	AUSTRIACARD (CB)	5.85	-0.85	€ 5.9	24/10/2023	6	5.8	6.05	5.85	5.889	286@5.80	938@5.90	---	---	7,372	74	43,416.25	212,670.13	5.2	7.7	10101010
48,624,764	0.080	0.23	0.46	0.65	24/04/2023	05/12/2022	---	AUTOHELLAS SA (CR)	12.66	---	↔ 12.66	24/10/2023	12.66	12.56	12.84	12.66	12.67	152@12.56	250@12.68	---	---	18,165	199	230,150.08	615,589.51	10.06	14.76	40201040
190,162,681	---	---	---	0.05	19/06/2023	07/12/2016	---	CENERGY HOLDINGS (CB)	5.68	-3.73	€ 5.9	24/10/2023	5.9	5.68	5.9	5.68	5.802	466@5.67	1000@5.71	---	---	130,169	541	755,208.48	1,080,124.03	3.015	7.4	50202010
372,553,049	6.70	0.64	0.71	0.78	25/05/2023	29/04/2013	---	CC HBC AG (CR)	24.58	-0.61	€ 24.73	24/10/2023	24.73	24.52	24.81	24.58	24.632	1003@24.50	56@24.58	---	---	10,861	80	267,524.70	9,157,353.94	21.54	29.91	45101020
54,200,000	0.075	---	0.035	0.074	18/07/2023	23/11/2021	---	EPSILON NET (CR)	9.5	-0.83	€ 9.58	24/10/2023	9.56	9.34	9.56	9.5	9.526	20@9.35	243@9.50	---	---	3,892	27	37,074.88	514,900.00	6.2	12	10101015
3,716,479,777	0.220	---	---	---	02/05/2008	20/05/2019	---	EUROBANK HOLDINGS (CR)	1.517	-1.11	€ 1.534	24/10/2023	1.538	1.511	1.538	1.517	1.522	6981@1.52	4807@1.52	---	---	2,411,022	1,704	3,670,021.87	5,637,899.82	1.0495	1.72	30101010
52,131,944	1.00	---	0.1102	0.11	29/06/2023	23/07/2019	---	FOURLIS (CR)	4.065	-0.37	€ 4.08	24/10/2023	4.16	4.03	4.18	4.065	4.108	3@4.07	695@4.07	---	---	23,895	119	98,171.90	211,916.35	3.26	5	40401010
305,635,185	2.18	0.1	0.1	0.3	28/06/2023	01/10/2003	---	HELLENIO ENERGY (CR)	6.82	-1.87	€ 6.95	24/10/2023	6.96	6.82	6.97	6.82	6.89	1222@6.81	25@6.88	---	---	54,380	328	374,656.52	2,084,431.96	6.55	8.68	60101020
83,600,000	0.760	---	---	---	03/07/2007	17/07/2023	---	INTRACOM HOLDINGS (CR)	1.97	0.10	ᵖ 1.968	24/10/2023	1.97	1.958	1.996	1.97	1.97	3600@1.96	1500@1.97	---	---	44,688	98	88,018.15	164,692.00	1.678	2.39	10101010
160,523,985	0.300	---	---	---	12/08/2008	30/12/2022	---	INTRAKAT (CR)	3	---	↔ 3	24/10/2023	3.02	2.98	3.03	3	2.996	2@2.99	2270@3.00	---	---	79,051	111	236,875.38	481,571.96	1.366	3.31	50101010
136,059,759	0.880	0.77	0.77	0.322	23/08/2023	05/03/2014	---	JUMBO SA (CR)	26.42	0.46	ᵖ 26.3	24/10/2023	26.4	26.12	26.64	26.42	26.359	50@26.26	3878@26.44	---	---	259,630	1,262	6,843,644.84	3,594,698.83	15.61	29.2	40401010
176,736,715	0.300	---	---	---	30/05/2007	27/11/2019	---	LAMDA DEVELOPMENT SA (CR)	5.965	-2.05	€ 6.09	24/10/2023	6.14	5.935	6.14	5.965	5.993	369@5.96	4861@5.97	---	---	86,771	460	520,052.16	1,054,234.50	5.505	7.42	35101010
107,222,688	0.440	---	(0.5667)	0.2	20/06/2023	16/03/2022	---	QUEST HOLDINGS (CR)	5.07	-1.74	€ 5.16	24/10/2023	5.12	5.07	5.21	5.07	5.154	250@5.04	100@5.15	---	---	19,621	155	101,133.40	543,619.03	4.655	6.73	10101010
78,325,475	---	---	---	0.6	28/06/2023	23/07/2019	---	TITAN CEMENT (CB)	16.86	-1.29	€ 17.08	24/10/2023	17.08	16.86	17.26	16.86	17.102	90@16.84	14@16.98	---	---	22,162	185	379,023.68	1,320,567.51	12.04	19.44	50101030
259,189,761	0.02	0.1	0.12	0.12	19/06/2023	26/02/2016	---	VIOHALCO SA/INV (CB)	4.78	-2.55	€ 4.905	24/10/2023	4.91	4.77	4.91	4.78	4.85	243@4.78	1182@4.80	---	---	78,565	314	381,065.94	1,238,927.06	3.995	7.13	55102015
144,321,516	0.300	---	---	0.07	19/06/2023	22/01/2020	---	AVAX S.A. (CR)	1.246	0.65	ᵖ 1.238	24/10/2023	1.246	1.23	1.25	1.246	1.236	1734@1.24	1170@1.25	---	---	82,390	191	101,859.17	179,824.61	0.748	1.786	50101010
232,000,000	2.12	0.1069	0.0854	0.0682	04/10/2023	19/06/2017	---	ADMIE (IPTO) HOLDING S.A. (CR)	1.916	-2.84	€ 1.972	24/10/2023	1.964	1.916	1.974	1.916	1.942	100@1.91	250@1.93	15.28	2022	304,975	638	592,330.88	444,512.00	1.64	2.52	65101015
90,167,100	0.500	---	---	---	03/06/2019	24/05/2021	---	AEGEAN AIRLINES (CR)	10	-2.53	€ 10.26	24/10/2023	10.26	9.95	10.38	10	10.173	2114@9.98	95@10.04	---	---	82,126	591	835,494.49	901,671.00	5.27	13.8	40501010
103,423,291	0.570	---	---	---	01/08/2011	23/08/2023	---	GEK TERNA (CR)	13.04	0.15	ᵖ 13.02	24/10/2023	12.98	12.82	13.14	13.04	12.963	683@12.88	650@13.04	---	---	70,831	258	918,151.18	1,348,639.71	10.42	14.84	50101010
382,000,000	2.48	---	---	---	20/07/2015	12/12/2001	---	PPC (CR)	9.24	-0.32	€ 9.27	24/10/2023	9.27	9.22	9.36	9.24	9.279	5797@9.24	122@9.26	---	---	207,269	770	1,923,215.46	3,529,680.00	6.6	11.22	65101015
914,715,153	1.00	---	---	---	16/05/2008	29/08/2018	---	NATIONAL BANK (CR)	5.594	-0.46	€ 5.62	24/10/2023	5.62	5.558	5.65	5.594	5.601	100@5.59	320@5.60	---	---	2,126,885	2,924	11,911,717.73	5,116,916.57	3.746	6.514	30101010
11,250,000	0.520	---	0.0405	0.08	07/08/2023	09/11/2015	---	EKTER SA (CR)	2.67	-4.30	€ 2.79	24/10/2023	2.77	2.67	2.79	2.67	2.717	2000@2.66	500@2.69	---	---	40,373	160	109,705.41	30,037.50	1.33	3.34	50101010
375,241,586	0.390	0.01	0.03	0.06	26/06/2023	14/07/2006	---	ELVALHALCOR (CR)	1.642	-1.68	€ 1.67	24/10/2023	1.67	1.63	1.688	1.642	1.661	2583@1.64	240@1.64	---	---	108,899	261	180,906.63	616,146.68	1.52	2.39	55102015
348,192,005	0.040	---	---	---	05/07/2011	16/07/2021	---	ELLAKTOR (CR)	1.894	-3.07	€ 1.954	24/10/2023	1.958	1.894	1.958	1.894	1.913	1726@1.89	1000@1.91	---	---	161,509	383	308,977.92	659,475.66	1.706	2.7	50101010
60,348,000	0.420	0.07	0.1515	0.1565	14/06/2023	04/08/2021	---	HELLENIC EXCHANGES-A.S.E. (CR)	4.615	-2.84	€ 4.75	24/10/2023	4.75	4.61	4.75	4.615	4.675	154@4.61	747@4.64	---	---	38,362	190	179,340.25	278,506.02	3.09	6.13	30202015
106,500,000	0.600	---	0.28	0.02	13/09/2023	13/09/2021	---	EYDAP S.A. (CR)	5.46	-3.36	€ 5.65	24/10/2023	5.55	5.46	5.58	5.46	5.512	413@5.46	250@5.55	---	---	37,751	343	208,093.17	581,490.00	5.34	7.34	65102030
110,782,980	0.750	---	0.9054	1.6299	26/06/2023	04/11/2013	---	MOTOR OIL (CR)	22.66	0.71	ᵖ 22.5	24/10/2023	22.58	22.48	22.9	22.66	22.701	179@22.60	214@22.68	---	---	60,620	779	1,376,133.40	2,510,342.33	20.8	25.82	60101020
142,891,161	0.970	0.378	0.4341	1.24	27/06/2023	07/07/2017	---	MYTILINEOS (CR)	36.78	-0.27	€ 36.88	24/10/2023	37	36.7	37.48	36.78	37.003	392@36.76	332@36.80	---	---	321,500	2,182	11,896,620.74	5,255,536.90	19.94	38.3	50203000
25,000,000	2.00	0.4	0.628	1.04	07/08/2023	08/08/2003	---	P.P.A. S.A. (CR)	20.75	5.33	ᵖ 19.7	24/10/2023	19.8	19.8	21.1	20.75	20.597	57@20.75	210@20.95	9.81	2022	21,633	235	445,569.65	518,750.00	15.86	23.35	50206060
370,062,741	0.300	0.55	0.6	1	06/06/2023	19/06/2023	---	OPAP (CR)	15.32	-0.52	€ 15.4	24/10/2023	15.52	15.32	15.71	15.32	15.532	1350@15.31	707@15.43	---	---	469,894	2,678	7,298,275.11	5,669,361.19	13.0232	16.9242	40501020
426,247,547	2.83	0.6879	0.8231	0.5888	05/07/2023	18/06/1998	---	OTE (CR)	12.93	-0.92	€ 13.05	24/10/2023	13.1	12.9	13.27	12.93	13.103	4752@12.92	1000@12.99	---	---	510,331	1,888	6,686,841.98	5,511,380.78	12.57	15.81	15102015
1,250,367,223	0.930	---	---	---	16/05/2008	14/04/2021	---	PIRAEUS FINANCIAL HOLD (CR)	2.834	-2.61	€ 2.91	24/10/2023	2.92	2.834	2.92	2.834	2.877	11487@2.83	970@2.84	---	---	1,503,305	1,774	4,325,575.95	3,543,540.71	1.43	3.596	30101010
66,850,563	0.780	0.2239	0.1493	0.1495	09/05/2023	13/06/2018	---	GR. SARANTIS S.A. (CR)	7.5	-2.85	€ 7.72	24/10/2023	7.73	7.5	7.75	7.5	7.565	6085@7.50	150@7.68	---	---	18,312	121	138,532.20	501,379.22	6.39	8.46	45201020
118,105,090	0.300	0.3407	0.3411	0.3798	26/06/2023	05/03/2020	---	TERNA ENERGY (CR)	14	-1.62	€ 14.23	24/10/2023	14.1	14	14.35	14	14.097	65@13.98	600@14.10									

Number of Outstanding Securities	Nominal Value	Dividends [1]			Date of Last Coupon		Note	Shares	Closing price	% change	Previous closing price/date	Open price	Price min	Price max	Last price	Avg price	Last Bid [7]	Last Ask [7]	P/E after tax	Year	Volume	Trades	Transactions Value[8]	Company Mkt Value (thou. €)	Year low	Year high	Sector[4]		
2020	2021	2022	Dividend [2]	Right																									
13,126,020	0.660	0.0837	0.1163	0.1158	26/07/2023	04/09/2020	---	AS COMPANY SA (CR)	2.25	-0.88	€	2.27	24/10/2023	2.26	2.25	2.26	2.25	2.255	320@2.19	1000@2.26	---	---	2,094	7	4,722.64	29,533.55	2.02	2.76	40401030
3,114,144	0.360	0.1558	0.3427	0.2304	29/05/2023	02/06/2020	---	ALPHA TRUST (CR)	6.5	---	↘	6.5	24/10/2023	6.5	6.5	6.5	6.5	6.5	100@6.30	100@6.55	---	---	1,100	23	7,150.00	20,241.94	4.32	7.05	30202010
215,805,843	0.300	0.05	---	---	30/12/2021	15/11/2022	---	ATTICA HOLDINGS (CR)	2.64	-0.38	€	2.65	24/10/2023	2.64	2.64	2.64	2.64	2.646764106@2.64	44@2.75	---	---	8,515	21	22,479.60	569,727.43	1.865	2.75	40501015	
35,764,593	2.10	0.06	0.075	0.1046	02/05/2023	25/11/2019	---	BRIQ PROPERTIES (CR)	1.865	0.81	Ⓟ	1.85	24/10/2023	1.855	1.825	1.88	1.88	1.845	1300@1.84	1000@1.88	---	---	43,531	97	80,294.02	66,700.97	1.825	2.11	35102030
101,123,806	0.360	---	---	---	22/07/2010	28/06/2011	---	CENTRIC HOLDINGS (CR)	0.33	0.92	Ⓟ	0.327	24/10/2023	0.328	0.328	0.333	0.33	0.33	100@0.324	7488@0.330	---	---	17,670	12	5,827.10	33,370.86	0.263	0.457	40203040
784,500	10.00	---	0.3	---	24/05/2022	31/07/2018	---	CNL CAPITAL (CR)	6.8	1.49	Ⓟ	6.7	24/10/2023	6.8	6.8	6.8	6.8	6.8	505@6.80	100@6.90	-(6)	2022	100	1	680.00	5,334.60	5	8	30202010
10,365,100	0.300	---	---	---	06/10/2005	13/02/2002	---	CPI SA (CR)	0.56	1.82	Ⓟ	0.55	24/10/2023	0.558	0.558	0.56	0.56	0.56	180@0.546	1402@0.560	---	---	1,330	6	744.41	5,804.46	0.538	0.892	10102030
18,680,300	0.050	---	---	---	06/07/2022	---	---	DIMAND (CR)	10.6	---	↘	10.6	24/10/2023	10.45	10.3	10.6	10.6	10.469	200@10.10	629@10.60	---	---	9,277	47	97,116.50	198,011.18	10.3	14.9	35101010
11,869,224	0.540	0.087	0.136	0.15	03/07/2023	30/08/2019	---	FLEXOPACK SA (CR)	7.65	0.66	Ⓟ	7.6	24/10/2023	7.6	7.6	7.8	7.65	7.764	265@7.60	763@7.90	---	---	247	5	1,917.80	90,799.56	7.4	9.45	50203030
48,003,921	0.400	---	---	---	30/08/1993	26/06/2023	---	IDEAL HOLDINGS (CR)	5.65	---	↘	5.65	24/10/2023	5.63	5.61	5.7	5.65	5.656	215@5.63	491@5.69	---	---	15,195	75	85,936.47	271,222.15	3.38	5.94	10102030
167,868,482	0.300	---	---	---	20/08/2007	28/11/2022	---	LAVIPHARM SA (CR)	0.622	0.97	Ⓟ	0.616	24/10/2023	0.62	0.608	0.622	0.622	0.614	5000@0.610	648@0.622	---	---	100,950	53	61,977.57	104,414.20	0.366	0.78	20103015
4,740,000	0.860	---	---	---	14/03/2003	---	---	LOGISMOS S.A. (CR)	1.21	---	↘	1.21	24/10/2023	---	---	---	---	---	100@1.09	200@1.21	-(6)	2022	---	---	---	5,735.40	0.91	1.41	10101015
17,120,280	0.940	0.06	0.06	---	27/06/2022	26/06/2023	---	LOULIS FOOD (CR)	2.7	0.37	Ⓟ	2.69	24/10/2023	2.66	2.66	2.7	2.7	2.68	10@2.63	195@2.70	---	---	10	2	26.80	46,224.76	2.38	3.7	45102020
4,419,616	1.58	---	---	0.1531	10/07/2023	04/03/2015	---	MEDICON S.A (CR)	3.02	1.34	Ⓟ	2.98	24/10/2023	3	2.95	3.03	3.02	2.973	700@2.98	40@3.01	---	---	5,845	36	17,379.65	13,347.24	2.84	4.4	20102010
468,700	2.24	3.42	---	---	03/05/2022	21/05/2004	---	MERMEREN KOMB. A.D. PR. (GDR)	37	0.54	Ⓟ	36.8	24/10/2023	37.8	34.2	37.8	37	35.698	3@34.40	69@37.00	1.24	2022	55	9	1,963.40	17,341.90	31	59	55102000
10,500,000	0.950	---	---	---	24/06/2008	21/07/2023	---	MEVACO SA (CR)	3.6	---	↘	3.6	24/10/2023	3.58	3.46	3.64	3.6	3.476	175@3.46	38@3.60	11.93	2022	624	15	2,168.86	37,800.00	2.52	4.22	55102015
31,317,025	0.400	---	---	---	26/04/2007	10/05/2023	---	MIG (CR)	3.52	-1.40	€	3.57	24/10/2023	3.58	3.52	3.66	3.52	3.566	73@3.52	360@3.55	---	---	4,319	43	15,402.17	110,235.93	0.987	8.4	30202000
87,127,162	0.500	---	---	---	08/06/2023	28/07/2021	---	PREMIA (CR)	1.14	0.35	Ⓟ	1.136	24/10/2023	1.14	1.12	1.14	1.14	1.131	50@1.14	780@1.14	---	---	102,180	195	115,569.38	99,324.96	1.07	1.41	35102000
24,377,795	0.230	---	---	0.04	03/07/2023	08/06/2022	---	PROFILE SA (CR)	3.73	-0.27	€	3.74	24/10/2023	3.75	3.7	3.79	3.73	3.746	45@3.69	1439@3.73	---	---	21,221	98	79,499.48	90,929.18	2.575	4.96	10101010
27,345,120	0.280	---	---	---	18/07/2005	26/02/2014	---	QUALITY & RELIABILITY SA (CR)	0.5	-1.96	€	0.51	24/10/2023	0.518	0.49	0.518	0.5	0.498	1000@0.482	1140@0.506	---	---	18,565	69	9,239.69	13,672.56	0.465	0.824	10101010
6,456,530	1.08	0.0804	0.12	0.1314	17/07/2023	02/08/2010	---	SPACE HELLAS SA (CR)	6.18	-1.91	€	6.3	24/10/2023	6.2	6.16	6.2	6.18	6.183	1@6.16	118@6.18	---	---	242	12	1,496.36	39,901.36	5.28	10	15101010
17,190,046	0.290	---	---	---	16/11/1992	30/11/2022	---	UNIBIOS (CR)	1.08	1.41	Ⓟ	1.065	24/10/2023	1.085	1.06	1.11	1.08	1.089	395@1.08	63@1.08	---	---	118,467	184	128,962.68	18,565.25	0.558	1.31	50204000
32,413,681	0.370	---	---	---	15/07/2009	11/05/2000	---	ALUMIL (CR)	2.3	0.44	Ⓟ	2.29	24/10/2023	2.25	2.25	2.32	2.3	2.299	500@2.30	1000@2.32	---	---	13,928	44	32,017.57	74,551.47	1.986	4.26	55102035
3,534,269	3.44	(0.4452)	0.8907	---	22/05/2023	19/07/2022	---	ANDROMEDA SA (CR)	6.78	-1.45	€	6.88	24/10/2023	6.94	6.64	6.94	6.78	6.745	200@6.66	200@6.90	---	2022	2,652	50	17,888.76	23,962.34	5.9	7.4	30204000
15,300,000	0.300	---	---	---	30/07/2009	13/12/1999	---	ATTICA PUBLICATIONS SA (CR)	0.354	---	↘	0.354	24/10/2023	---	---	---	---	---	500@0.306	2582@0.350	---	---	---	---	---	5,416.20	0.236	0.39	40301030
18,810,000	0.400	---	---	---	08/07/2010	14/11/2007	---	VARVERIS - MODA BAGNO SA (CR)	1.1	3.77	Ⓟ	1.06	24/10/2023	1.1	1.06	1.1	1.1	1.091	3000@1.05	300@1.10	---	---	13,415	34	14,637.90	20,691.00	0.6	1.18	40401025
23,986,500	1.04	---	---	---	26/06/2009	28/08/2023	---	BIOKARPET S.A.(CR)	2.23	---	↘	2.23	24/10/2023	---	---	---	---	---	150@2.12	210@2.17	---	---	---	---	---	53,489.90	1.5	3.47	50101035
6,325,000	0.600	---	0.19	0.153	03/07/2023	17/02/2014	---	VOYATZOGLOU (CR)	2.16	-1.82	€	2.2	24/10/2023	2.26	2.12	2.26	2.16	2.143	50@2.12	97@2.16	---	---	486	10	1,041.56	13,662.00	1.97	2.8	50205010
24,060,000	0.300	0.035	0.055	0.075	25/04/2023	01/07/2019	---	GEN. COMMERCIAL & IND.SA (CR)	1.53	-1.61	€	1.555	24/10/2023	1.49	1.48	1.54	1.53	1.484	106@1.48	69@1.53	9.46	2022	3,250	10	4,822.58	36,811.80	1.175	2.11	50205010
15,878,748	0.480	---	---	---	10/07/2006	22/03/2004	---	DOMIKI KRITIS SA (CR)	3	-2.91	€	3.09	24/10/2023	3.03	3	3.1	3	3.041	4500@2.98	4600@3.03	---	---	19,137	100	58,203.96	47,636.24	0.71	3.52	50101010
34,720,000	0.310	---	---	---	16/06/2010	01/08/2007	---	DROMEAS SA (CR)	0.312	-0.95	€	0.315	24/10/2023	0.309	0.306	0.313	0.312	0.307	4@0.306	65@0.312	---	---	5,904	9	1,814.40	10,832.64	0.3	0.45	40202015
13,673,200	0.420	---	---	---	18/07/2008	26/07/2001	---	EVROFARMA SA (CR)	0.89	---	↘	0.89	24/10/2023	---	---	---	---	---	220@0.870	30@0.945	---	---	---	---	---	12,169.15	0.684	1.19	45102020
18,410,839	1.00	0.027	0.262	0.202	23/08/2023	10/09/2010	---	ELASTRON (CR)	2.55	0.39	Ⓟ	2.54	24/10/2023	2.57	2.55	2.57	2.55	2.551	20@2.50	220@2.54	---	---	171	5	436.25	46,947.64	2.21	3.82	55102010
3,307,500	0.210	---	---	0.4	13/10/2023	30/11/2022	---	ELVE SA (CR)	4.74	---	↘	4.74	24/10/2023	---	---	---	---	---	150@4.54	200@4.72	18.68	2022	---	---	---	15,677.55	4.5	5.9	40204020
60,295,607	0.240	---	---	---	09/07/2007	01/07/2021	---	ELGEKA SA (CR)	0.55	---	↘	0.55	24/10/2023	0.546	0.546	0.56	0.56	0.55	2726@0.552	1298@0.560	---	---	556	4	305.97	33,162.58	0.38	0.6	45201010
23,828,130	0.500	---	0.0737	---	18/07/2022	17/02/2009	---	ELINOIL S.A. (CR)	2.24	-2.18	€	2.29	24/10/2023	2.24	2.24	2.24	2.24	2.24	90@2.13	160@2.24	---	---	450	1	1,008.00	53,375.01	1.82	2.83	60101020
19,864,886	5.60	0.6																											

Number of Outstanding Securities	Nominal Value	Dividends [1]			Date of Last Coupon		Note	Shares	Closing price	% change	Previous closing price/date	Open price	Price min	Price max	Last price	Avg price	Last Bid [7]	Last Ask [7]	P/E after tax	Year	Volume	Trades	Transactions Value[8]	Company Mkt Value (thou. €)	Year low	Year high	Sector[4]		
		2020	2021	2022	Dividend [2]	Right																							
26,730,187	0.520	0.08	0.1	0.12	29/06/2023	01/08/2017	---	ELTON SA (CR)	1.93	0.26 P	1.925	24/10/2023	1.95	1.925	1.95	1.93	1.94	250@1.90	213@1.93	---	---	13,480	44	26,145.68	51,589.26	1.8	2.92	50205010	
30,000,000	0.050	0.06	0.09	0.1	09/06/2023	11/06/2020	---	ENTERSOFT (CR)	5.72	0.35 P	5.7	24/10/2023	5.76	5.7	5.76	5.72	5.73	3480@5.72	20@5.76	---	---	14,660	54	83,998.20	171,600.00	3.61	6.36	10101015	
36,300,000	1.12	0.223	0.2186	---	14/09/2022	12/12/2007	---	THESSALONIKA WATER & SEWERAGE	3.04	---	3.04	24/10/2023	3.04	3	3.06	3.04	3.035	15@2.99	44@3.03	---	---	1,298	7	3,939.10	110,352.00	2.92	3.92	65102030	
14,833,480	0.300	---	---	---	02/06/2010	04/02/2022	---	EUROCONSULTANTS S.A. (CR)	0.99	-0.40 E	0.994	24/10/2023	1	0.976	1	0.99	0.991	940@0.976	2480@0.990	---	---	14,245	41	14,122.83	14,685.15	0.576	1.14	50205020	
86,735,980	0.310	---	---	---	06/07/2009	07/09/2023	---	ATHENS MEDICAL CENTER SA (CR)	1.72	0.29 P	1.715	24/10/2023	1.74	1.655	1.76	1.72	1.672	50@1.66	2@1.72	---	---	545	14	911.46	149,185.89	1.375	2.15	20101025	
114,320,400	0.100	---	0.01	---	26/11/2021	05/08/2019	---	IKTINOS HELLAS SA (CR)	0.419	-2.56 E	0.43	24/10/2023	0.434	0.419	0.434	0.419	0.422	250@0.412	200@0.425	---	---	24,473	67	10,330.37	47,900.25	0.402	0.734	50101035	
8,226,132	0.450	---	---	0.02	17/07/2023	13/10/2014	---	ILYDA S.A. (CR)	1.21	-1.63 E	1.23	24/10/2023	1.19	1.19	1.22	1.21	1.205	38@1.20	906@1.21	7.75	2022	2,169	21	2,613.22	9,953.62	1.055	1.92	10101015	
2,566,836	0.440	---	0.016	0.016	03/07/2023	09/01/2007	---	INTERWOOD-XYLEMPORIA (PR)	0.29	---	0.29	24/10/2023	0.29	0.29	0.29	0.29	0.29	1300@0.282	573@0.376	---	---	4,655	3	1,349.95	11,765.11	0.192	0.5	50101020	
34,986,430	0.440	---	---	---	25/07/2008	23/02/2010	---	INTERWOOD-XYLEMPORIA (CR)	0.315	-1.25 E	0.319	24/10/2023	0.319	0.31	0.32	0.315	0.317	20@0.315	1600@0.318	---	---	46,180	34	14,627.72	11,765.11	0.1975	0.49	50101020	
18,567,912	0.590	0.12	0.24	---	05/07/2023	26/01/2021	---	INTERLIFE G.C.I.(CR)	3.9	---	3.9	24/10/2023	3.9	3.9	3.92	3.9	3.909	50@3.84	159@3.90	---	2022	921	9	3,599.90	72,414.86	3.47	4.95	30302025	
8,424,900	0.500	---	---	---	12/07/2010	04/07/2019	---	INTERTECH SA (CR)	1.29	3.20 P	1.25	24/10/2023	1.29	1.29	1.29	1.29	1.29	500@1.20	492@1.25	22.27	2022	10	1	12.90	10,868.12	0.92	1.72	50205010	
19,804,134	0.150	---	---	---	01/07/2004	06/11/2017	---	KEKROPS SA (CR)	1.275	---	1.275	24/10/2023	1.285	1.235	1.3	1.275	1.293	550@1.25	1405@1.28	2.42	2022	21,233	46	27,462.10	25,250.27	0.903	1.4	35101010	
40,219,218	0.260	---	---	---	29/08/2022	10/06/2019	---	KLOUKINAS - LAPPAS SA (CR)	0.99	-1.00 E	1	24/10/2023	1	0.99	1	0.99	0.997	1@0.940	700@0.990	---	---	2,610	8	2,601.70	39,817.03	0.5	1.265	50101010	
11,510,102	0.890	---	---	---	24/06/2005	06/10/1999	---	NAFPAKTOS TEXTILE (CR)	1.04	---	1.04	24/10/2023	---	---	---	---	---	400@0.940	430@1.01	---	---	---	---	---	11,970.51	0.9	1.31	55101020	
21,224,340	0.420	0.0035	0.02	---	06/09/2022	25/04/2006	---	KORDELLOS BROS SA (CR)	0.489	-0.20 E	0.49	24/10/2023	0.494	0.477	0.5	0.489	0.489	800@0.480	3070@0.489	4.30	2022	16,500	18	8,061.05	10,378.70	0.451	0.74	55102010	
33,065,136	0.380	0.2	0.2001	0.2004	24/08/2023	16/09/2013	---	KRI-KRI S.A. (CR)	8.3	1.47 P	8.18	24/10/2023	7.98	7.98	8.3	8.3	8.162	200@8.10	9217@8.30	86.44	2022	3,615	19	29,503.94	274,440.63	6.08	9.8	45102020	
7,595,160	0.600	---	---	---	10/09/2019	18/08/2010	---	KIRIAKOULIS SHIPPING SA (CR)	1.01	---	1.01	24/10/2023	---	---	---	---	---	157@0.920	43@1.01	---	---	---	---	---	7,671.11	0.868	1.265	40501015	
6,200,000	0.500	---	---	---	22/06/2010	01/11/1995	---	MINERVA KNITWEAR (CR)	0.575	---	0.575	24/10/2023	---	---	---	---	---	499@0.460	1000@0.545	---	---	---	---	---	3,565.00	0.414	0.68	40204020	
5,939,268	0.620	---	---	---	10/07/2003	03/01/2002	---	LANAKAM SA (CR)	0.96	---	0.96	24/10/2023	---	---	---	---	---	100@0.895	329@0.950	---	---	---	---	---	5,701.70	0.716	1.4	40401020	
9,819,370	0.500	---	---	---	14/08/2007	09/01/2004	---	MATHIOS REFRACTORY SA (CR)	0.94	---	0.94	24/10/2023	---	---	---	---	---	140@0.800	650@0.895	---	---	---	---	---	9,230.21	0.565	1.6	55101000	
30,150,000	0.360	0.02	0.0401	0.0908	15/06/2023	25/04/2019	---	MOTODYNAMICS S.A. (CR)	2.67	-1.11 E	2.7	24/10/2023	2.71	2.65	2.77	2.67	2.721	995@2.66	200@2.72	---	---	17,264	101	46,973.74	80,500.50	2.04	3.77	40401030	
43,200,000	1.00	---	0.0824	---	07/09/2022	13/09/2023	---	MPLK KEDROS (CR)	2.83	---	2.83	24/10/2023	2.79	2.78	2.83	2.83	2.827	---	500@2.84	---	---	5,005	15	14,147.90	122,256.00	2.19	2.85	35102000	
2,160,524	0.670	---	---	---	03/12/2018	23/11/1999	---	N. LEVENTERIS (PR)	0.358	---	0.358	24/10/2023	---	---	---	---	---	---	150@0.358	---	2022	---	---	---	---	3,120.18	0.218	0.434	55102010
4,971,466	1.46	---	---	---	04/07/2007	08/10/2003	---	PAIRIS SA (CR)	0.952	1.28 P	0.94	24/10/2023	0.954	0.912	0.954	0.952	0.916	2000@0.902	1180@0.952	---	---	1,307	22	1,197.80	4,732.84	0.83	1.47	50203030	
27,098,594	0.540	0.07	0.05	0.0401	22/05/2023	14/01/2021	---	PAPOUTSANIS (CR)	2.15	2.87 P	2.09	24/10/2023	2.12	2.09	2.15	2.15	2.11	150@1.76	590@2.15	19.41	2022	6,246	35	13,179.62	58,261.98	1.8	2.51	45201020	
7,070,400	0.930	0.1081	0.3242	0.2593	03/07/2023	06/05/2016	---	PETROPOULOS PETROS (CR)	8.92	0.45 P	8.88	24/10/2023	8.94	8.88	8.94	8.94	8.92	56@8.88	130@8.92	---	---	3,423	19	30,532.98	63,067.97	5.9	9.22	50206015	
43,741,452	0.660	0.16	0.2723	0.2629	31/05/2023	01/11/1999	---	THRACE PLASTICS SA (CR)	3.975	-0.63 E	4	24/10/2023	3.995	3.945	3.995	3.975	3.967	270@3.95	299@3.98	---	---	8,124	59	32,226.16	173,872.27	3.75	5.68	50203015	
21,912,599	0.300	---	---	0.048	18/05/2023	23/02/2007	---	REVOIL (CR)	1.84	3.95 P	1.77	24/10/2023	1.77	1.75	1.85	1.84	1.807	1000@1.80	2000@1.85	---	---	11,220	47	20,276.51	40,319.18	1.21	2.3	60101020	
13,582,223	1.35	---	---	---	24/06/2008	02/02/2016	---	SIDMA STEEL (CR)	1.99	-1.97 E	2.03	24/10/2023	2.09	1.95	2.09	1.99	1.982	155@1.93	1988@1.99	---	---	4,171	26	8,268.68	27,028.62	1.85	3.3	55102010	
40,693,350	5.00	---	---	---	03/07/2006	26/05/2015	---	TECHNICAL OLYMPIC SA (CR)	2.28	---	2.28	24/10/2023	2.3	2.26	2.3	2.28	2.277	200@2.24	748@2.28	---	---	2,205	11	5,021.24	92,780.84	1.76	3.12	40202010	
3,048,000	0.300	---	---	---	06/07/2007	01/06/2021	---	TZIRAKIAN PROFIL (CR)	1.78	-0.56 E	1.79	24/10/2023	1.79	1.78	1.8	1.79	1.781	100@1.72	192@1.79	31.18	2022	1,180	6	2,101.70	5,425.44	1.6	2.39	55102010	
10,203,575	0.730	---	---	---	16/07/2007	18/10/1999	---	FIERATEX SA (CR)	0.393	1.03 P	0.389	24/10/2023	0.393	0.393	0.393	0.393	0.39	2800@0.360	230@0.384	---	2022	1	1	0.39	4,010.00	0.31	0.56	55101020	
8,340,750	1.16	---	---	---	25/06/2009	17/09/2018	---	HAIDEMENOS SA (CR)	0.605	---	0.605	24/10/2023	---	---	---	---	---	560@0.560	1000@0.640	---	2022	---	---	---	---	5,046.15	0.452	0.8	50205030

## Main Market - Low Liquidity Class

14,000,000	4.15	---	3.42	0.26	19/07/2023	29/06/1999	---	ALPHA REAL ESTATE SA(CR)	6.64	0.30 P	6.62	24/10/2023	6.76	6.6	6.76	6.74	6.644	150@6.64	27@6.68	---	---	1,310	7	8,703.40	92,960.00	6.44	9.22	35101015
45,033,921	0.050	---	---	---	04/06/2008	27/03/2023	---	ATTICA BANK S.A. (CR)	11.36	0.35 P	11.32	24/10/2023	11.34	11.14	11.52	11.3	11.311	8@11.16	10@11.52	---	---	517	15	5,847.70	511,585.34	10.62	48.75	30101010
151,654,947	0.040	---	---	---	01/07/2008	21/02/2020	---	AVE (CR)	0.524	-0.38 E	0.526	24/10/2023	0.51	0.51	0.526	0.52	0.522	1500@0.520	244@0.526	---	---	6,668	7	3,482.17	79,467.19	0.492	0.586	40301010
10,500,000	4.00	0.37	0.29	0.3	16/05/2023	02/08/2016	---	INTERCONTINENTAL (CR)	6.15	---	6.15	24/10/																

Daily Official List

Year: 144 Trading Day No: 204

Section 2: Analytic Figures of Shares Transactions

Wednesday, 25 October, 2023

Number of Outstanding Securities	Nominal Value	Dividends [1]			Date of Last Coupon		Note	Shares	Closing price	% change	Previous closing price/date	Open price	Price min	Price max	Last price	Avg price	Last Bid [7]	Last Ask [7]	P/E after tax	Year	Volume	Trades	Transactions Value[8]	Company Mkt Value (thou. €)	Year low	Year high	Sector[4]		
		2020	2021	2022	Dividend [2]	Right																							
57,434,884	1.17	---	---	---	05/06/2008	12/06/2009	---	REDS S.A. (CR)	2.25	---	2.25	24/10/2023	---	---	---	---	500@2.17	265@2.29	---	---	---	---	---	129,228.49	2.06	3	35101010		
152,360,643	0.500	0.01	0.02	0.03	23/06/2023	10/06/2020	---	TRASTOR REAL EST. INV. CO.(CR)	1.09	---	1.09	24/10/2023	---	---	---	---	4009@1.06	509@1.12	---	---	---	---	---	166,073.10	0.965	1.23	35102000		
15,000,000	0.300	---	---	---	06/07/2007	18/07/2000	---	DAIOS PLASTICS SA (CR)	3.3	---	3.3	24/10/2023	---	---	---	---	---	400@3.22	---	---	---	---	---	49,500.00	2.92	3.54	50203015		
2,760,000	11.83	9.4	11	11.8	14/06/2023	16/07/1990	---	KARELIA (CR)	300	---	300	24/10/2023	300	300	300	300	11@300.00	1@302.00	---	---	52	6	15,600.00	828,000.00	288	364	45103010		
6,700,000	0.800	0.179	0.047	0.047	23/08/2023	29/05/2014	---	MILLS KEPENOS (CR)	2.02	-3.81	€	2.1	24/10/2023	2.02	2.02	2.02	2.02	1050@2.02	450@2.26	14.92	2022	500	1	1,010.00	13,534.00	1.93	2.7	45102020	
18,017,472	0.360	---	---	---	09/09/2022	28/08/2017	---	KTIMA KOSTAS LAZARIDIS SA (CR)	1.92	---	1.92	24/10/2023	---	---	---	---	500@1.77	2748@1.90	---	---	---	---	---	34,593.55	1.55	2.06	45101015		
21,364,000	1.12	---	---	0.4	21/08/2023	08/03/2023	---	LAMPASA HOTEL SA (CR)	29	---	29	24/10/2023	---	---	---	---	200@28.00	391@29.80	---	---	---	---	---	619,556.00	20.6	29.8	40501025		
32,188,050	1.04	---	---	---	21/07/2008	20/01/2000	---	MOUZAKIS (CR)	0.6	---	0.6	24/10/2023	0.57	0.57	0.57	0.57	455@0.570	200@0.640	---	---	45	1	25.65	19,312.83	0.57	0.806	55101020		
8,321,682	0.670	---	---	---	17/08/2007	23/11/1999	---	N. LEVENTERIS (CR)	0.282	---	0.282	24/10/2023	---	---	---	---	---	1420@0.278	---	2022	---	---	---	3,120.18	0.22	0.364	55102010		
6,340,000	0.600	0.134	0.17	0.1	09/12/2022	12/01/2023	---	NAKAS MUSIC	2.7	---	2.7	24/10/2023	2.7	2.68	2.7	2.68	2.69	10@2.64	10@2.76	---	---	20	2	53.80	17,118.00	2.16	3.02	40401030	
10,080,000	3.00	1.42	1.5	1.45	11/05/2023	27/08/2001	---	TPA SA (CR)	22.7	-0.44	€	22.8	24/10/2023	22.8	22.7	22.8	22.7	22.75	30@22.30	100@23.20	---	---	300	3	6,825.00	228,816.00	22	26.3	50206060
27,379,200	0.980	---	---	0.45	01/08/2023	29/08/2022	---	CRETE PLASTICS SA (CR)	15.2	---	15.2	24/10/2023	---	---	---	---	100@15.00	300@15.50	---	---	---	---	---	416,163.84	14.2	17.9	50203015		
255,494,534	2.71	0.352	0.279	0.255	16/06/2023	30/09/2021	---	PRODEA (CR)	7.2	---	7.2	24/10/2023	---	---	---	---	3247@7.25	330@7.50	---	---	---	---	---	1,839,560.64	6.5	8.6	35102000		
4,181,450	0.500	---	---	---	21/08/2000	05/03/2002	---	FLOUR MILLS SARANTOPOULOS SA	1.1	---	1.1	24/10/2023	---	---	---	---	---	---	---	---	---	---	---	4,599.60	0.875	1.5	45102020		

Exchange Traded Funds (ETFs)

924,675	---	---	---	---	15/06/2016	---	ALPHA ETF FTSE Athex Large Cap	29.35	-0.88	€	29.61	24/10/2023	30.1	29.3	30.1	29.35	29.449	50@28.21	---	---	---	5,316	33	156,549.71	---	22.5	35	12003
---------	-----	-----	-----	-----	------------	-----	--------------------------------	-------	-------	---	-------	------------	------	------	------	-------	--------	----------	-----	-----	-----	-------	----	------------	-----	------	----	-------

Surveillance

356,314,416	0.060	---	---	---	07/07/2010	21/09/2017	5160	FRIGOGLASS SA (CR)	0.069	6.15	P	0.065	24/10/2023	0.069	0.069	0.069	0.069	0.069	2000@0.067	47020@0.069	---	---	84,980	10	5,863.62	24,585.69	0.05	0.158	50204000
65,326,268	0.530	---	---	---	04/07/2007	19/07/2006	4750	SATO SA (CR)	0.033	3.13	P	0.032	24/10/2023	0.033	0.033	0.033	0.033	0.033	20000@0.032	10000@0.035	---	---	32,000	7	1,056.00	2,155.77	0.018	0.069	40202015
13,191,620	0.620	---	---	---	04/08/2010	09/09/2002	5232	YALCO - CONSTANTINOU (CR)	0.218	---	0.218	24/10/2023	0.218	0.218	0.218	0.218	500@0.197	2950@0.218	---	---	7,500	6	1,635.00	2,875.77	0.12	0.28	40202020		
13,000,000	1.00	---	---	---	01/08/2007	07/04/2000	5093	AKRITAS SA (CR)	0.72	---	0.72	24/10/2023	0.65	0.65	0.65	0.65	0.65	---	410@0.740	---	---	80	3	52.00	9,360.00	0.414	0.72	50101035	
221,519,681	0.300	---	---	---	02/07/2008	28/02/2011	4957	ANEK LINES SA (CR)	0.274	0.74	P	0.272	24/10/2023	0.288	0.274	0.288	0.274	0.285	696@0.274	54000@0.278	---	---	483,868	54	137,889.33	61,609.78	0.177	0.3	40501015
312,163	0.300	---	---	---	02/07/2008	28/02/2011	4959	ANEK LINES SA (PR, issue '90)	0.072	---	0.072	24/10/2023	---	---	---	---	---	39930@0.079	---	---	---	---	---	---	61,609.78	0.072	0.086	40501015	
2,969,713	0.300	---	---	---	02/07/2008	28/02/2011	4958	ANEK LINES SA (PR, issue '96)	0.3	---	0.3	24/10/2023	---	---	---	---	---	2000@0.270	---	---	---	---	---	---	61,609.78	0.173	0.38	40501015	
17,579,754	4.16	---	---	---	18/08/2006	02/08/2010	---	BIOTER SA (CR)	0.206	---	0.206	24/10/2023	---	---	---	---	---	7000@0.186	11801@0.226	---	---	---	---	---	3,621.43	0.198	0.398	50101010	
54,654,600	0.050	---	---	---	01/07/1998	30/12/2022	5275	VIS SA (CR)	0.322	---	0.322	24/10/2023	0.322	0.322	0.322	0.322	0.322	---	575@0.300	---	2022	5,000	2	1,610.00	17,598.78	0.136	0.378	50203030	
51,754,364	0.300	---	---	---	23/12/2003	24/01/2007	5197	SELECTED TEXT. IND. ASSOC (CR)	0.0975	-9.72	€	0.108	24/10/2023	0.0975	0.0975	0.0975	0.0975	0.098	7350@0.098	250@0.114	---	---	27,150	12	2,647.13	5,046.05	0.0975	0.202	55101020
604,095,621	0.300	---	---	---	30/05/2013	10/10/2023	---	INTRALOT (CR)	0.68	---	0.68	24/10/2023	0.685	0.68	0.685	0.68	0.682	1000@0.675	20514@0.685	---	---	292,365	97	199,326.39	410,785.02	0.5526	0.7482	40501020	
15,842,391	1.51	---	---	---	15/07/2009	12/05/2000	5141	BITROS HOLDING SA (CR)	0.5	---	0.5	24/10/2023	---	---	---	---	---	---	695@0.494	---	---	---	---	---	7,921.20	0.376	0.82	55102010	
24,319,250	0.300	---	---	---	09/07/2002	04/07/2007	5165	PRODEFTHKH SA (CR)	0.494	---	0.494	24/10/2023	---	---	---	---	---	---	1450@0.446	---	---	---	---	---	12,013.71	0.4	0.6	50101010	
28,438,268	0.070	---	---	---	21/08/2006	24/11/1999	5253	SPIROY AGRICULTURE SA (CR)	0.2	---	0.2	24/10/2023	0.18	0.18	0.18	0.18	0.18	3000@0.180	2900@0.200	---	---	1,400	2	252.00	5,687.65	0.144	0.24	45102010	
1,011,000	1.00	---	---	---	01/07/2004	11/12/2012	5193	TRIA ALFA SA (CR)	7.7	-3.75	€	8	24/10/2023	7.7	7.7	7.7	7.7	50@7.50	100@8.65	58.97	2022	150	4	1,155.00	7,784.70	7.5	16.9	55101020	

Suspension Status

66,948,210	0.300	---	---	---	22/09/2015	22/09/2015	5179	FOLLI FOLLIE (CR)	4.8	---	4.8	24/05/2018	---	---	---	---	---	---	---	---	---	---	---	---	321,351.41	4.8	4.8	40401030	
12,417,000	0.310	---	---	---	27/08/2019	28/08/2017	5233	MLS MULTIMEDIA SA (CR)	0.57	---	0.57	12/05/2020	---	---	---	---	---	---	---	---	---	---	---	---	---	7,077.69	0.57	0.57	10101015
6,330,002	0.300	---	---	---	25/06/2002	15/03/2019	5278	VARARESSOS (CR)	0.24	---	0.24	02/05/2023	---	---	---	---	---	---	---	---	---	---	---	---	---	1,519.20	0.16	0.25	55101020
3,961,300	1.28	---	---	---	29/06/2004	03/08/2000	5248	DUROS SA (CR)	0.25	---	0.25	24/04/2023	---	---	---	---	---	---	---	---	---	---	---	---	---	990.33	0.2	0.3	40204020

Number of Outstanding Securities	Nominal Value	Dividends [1]			Date of Last Coupon		Note	Shares	Closing price	% change	Previous closing price/date	Open price	Price min	Price max	Last price	Avg price	Last Bid [7]	Last Ask [7]	P/E after tax	Year	Volume	Trades	Transactions Value[8]	Company Mkt Value (thou. €)	Year low	Year high	Sector[4]
		2020	2021	2022	Dividend [2]	Right																					
7,085,888	1.59	---	---	---	02/07/1996	06/09/2010	5216	ELVIEMEK (CR)	2.6	---	2.6	30/09/2019	---	---	---	---	---	---	---	---	---	---	---	18,423.31	2.6	2.6	35101010
7,125,216	0.650	---	---	---	01/07/2005	14/12/1999	4955	KRE.KA SA (CR)	0.28	---	0.28	06/04/2023	---	---	---	---	---	---	---	---	---	---	---	1,995.06	0.17	0.43	45102010
7,734,375	1.00	---	---	---	09/07/2007	07/01/2011	5277	LIVANIS SA (CR)	0.125	---	0.125	28/04/2023	---	---	---	---	---	---	---	---	---	---	---	966.80	0.12	0.18	40301030

## Shares' Notes

Code	Note text
( )	- Adjusted dividends.
*	- Last adjusted closing price.
[1]	- Net dividends.
[2]	- The "Date of Last Coupon" for New listings refers to the date company's stocks started to trade in Athex
[3]	- The Company Market Value is referred to the number of outstanding shares
[4]	- Sectors codification can be found in Appendix A
[5]	- The Market Value refers to the total number of shares listed (including their several classes) in the exchange by the company.
[6]	- P/E greater than 100
[7]	- Last view of the Order Book before the end of the trading session
[8]	- All Blocks Methods' Transactions Value are included.
4750	- Transfer to the Under Surveillance Category from 8/4/2011.
4955	- Transfer to the Surveillance Category as from 5/4/2013.
4957	- Transfer to the Surveillance Category as from 5/4/2013.
4958	- Transfer to the Surveillance Category as from 5/4/2013.
4959	- Transfer to the Surveillance Category as from 5/4/2013.
5093	- Transfer to the Surveillance Category as of 8/4/2015.
5141	- Transfer to the Surveillance Category as of 10/05/2017.
5160	- Transfer to the Surveillance Category as of 15/04/2016.
5165	- Transfer to the Surveillance Category as of 15/02/2018.
5179	- Suspension of trading as of 25/05/2018.
5193	- Transfer to the Surveillance Category as of 25/10/2018.
5197	- Transfer to the Surveillance Category as of 07/11/2018.
5216	- Suspension of trading as of 01/10/2019.
5232	- Transfer to the Under Surveillance Category from 08/04/2011.
5233	- Suspension of trading as of 13/05/2020.
5248	- Transfer to the Surveillance Category as of 06/09/20116.
5253	- Transfer to the Surveillance Category as of 14/5/2021.
5275	- Transfer to the Surveillance Category as of 09/07/2020.
5277	- Suspension of trading as of 02/05/2023.
5278	- Suspension of trading as of 03/05/2023.

Securities Blocks Details

Securities	Block Volume	Price	Block Trade Value	Time of approval	Note
NATIONAL BANK (CR)	70,361	5.60	394,021.60	10:48:33	20
JUMBO SA (CR)	45,000	26.32	1,184,400.00	11:11:11	20
MYTILINEOS (CR)	54,517	36.94	2,013,857.98	11:20:19	20
OTE (CR)	28,000	13.14	367,920.00	11:33:01	20
MYTILINEOS (CR)	27,139	37.20	1,009,570.80	11:35:15	20
OTE (CR)	100,000	13.14	1,314,000.00	11:36:18	20
NATIONAL BANK (CR)	88,880	5.62	499,683.36	12:03:38	20
NATIONAL BANK (CR)	250,000	5.59	1,397,500.00	12:19:57	20
NATIONAL BANK (CR)	115,000	5.60	644,000.00	13:52:48	20
INTRAKAT (CR)	3	3.09	9.27	15:52:35	18
ADMIE (IPTO) HOLDING S.A. (CR)	143	1.99	284.86	15:54:41	18
EPSILON NET (CR)	157	9.98	1,566.86	16:15:25	18
EUROBANK HOLDINGS (CR)	283,223	1.52	429,649.29	16:44:05	20
JUMBO SA (CR)	30,000	26.36	790,800.00	17:15:42	20
NATIONAL BANK (CR)	100,000	5.60	560,000.00	17:16:20	20
NATIONAL BANK (CR)	100,000	5.60	560,000.00	17:18:28	20

Blocks Notes

- 9 - Method 6-1 / Special Fees
- 10 - Method 6-1 / Special Fees, SDS
- 14 - Method 6-3 / Settlement, Incomplete Buy and Sell
- 18 - Method 6-2 / SPOT 1
- 19 - Method 6-2 / SPOT 2
- 20 - Method 6-1 and Method 6-1 Same Day Settlement
- 21 - Other Pre-agreed

## Shares Rights Details

Occured date	Exercise from	Exercise until	Trading until	Rights	Price min	Price max	Closing price	Last Bid	Last Ask	Volume	Trades	Transactions Value
10/10/2023	13/10/2023	26/10/2023	23/10/2023	INTRALOT S.A. (CR)	---	---	---	---	---	---	---	---



---

### Forced Sales Details

---

Securities	Category of Security	Transactions Volume	Number of Trades	Transactions Value	Note
------------	----------------------	------------------------	---------------------	-----------------------	------

---

No Forced Transactions.

---

---

### Forced Sales Notes

---

- 1 - Compulsory Public Forced Sales
- 2 - Forced Sales of Fixed Registered Shares
- 3 - Forced Sales of Remaining Fractional Shares

## Exchange Traded Funds (ETFs) Characteristics

	Transactions Date (T)	Creation / Redemption	Units (T-1)	New Units (T-1)	Redemption Units (T-1)	Units (T) [1]	Fund Assets [2]	Net Unit Price	Dividend per Unit	Dividend Date
ALPHA ETF FTSE Athex Large Cap	25/10/2023	5,000	924,675	---	---	924,675	27,360,280.00	29.5891	0.62	03/07/2023

## ETFs Notes

[1] - Units (T) = Units (T-1) + New Units (T-1) - Redemption Units (T-1)

[2] - The Creation / Redemption Units of T-1 are included.

## Non Convertible Corporate Bonds - Regulated Market

Num Listed Bonds	Nominal price	Issue price	Today's Rate	Exp. Date	Duration (years)	Note	Coupon		Trading Unit	Corporate Bonds	Accrued Int.	Yield.T.Mat	Price min	Price max	Closing price	Previous closing price/date	Volume	Transactions Value	Last order			ear min	Year max	
							Common	Preferred											Price	Buy / Sell	Date			
100,000	1,000.00	1,000.00	2.95	11/02/2027	5	---	4	---	1	SAFE BULKERS PARTICIPATIONS PLC (Non Convertible)	6.3097	5.3190	92.5000	92.5000	92.5000	93.8000	24/10/2023	3,000	2,793.93	92.0000	B	25/10/2023	89.9269	97.9500
320,000	1,000.00	1,000.00	3.40	21/07/2027	7	---	7	---	1	LAMDA DEVELOPMENT S.A. (Non Convertible)	9.2556	5.1200	92.0001	93.5121	92.7106	92.0000	24/10/2023	20,000	18,727.23	91.5000	B	25/10/2023	90.2000	95.5000
200,000	1,000.00	1,000.00	2.10	27/10/2027	7	---	6	---	1	O.P.A.P. S.A. (Non Convertible)	---	4.2430	91.4500	92.0000	91.6333	92.0050	24/10/2023	3,000	2,749.00	90.0101	B	25/10/2023	89.2745	95.4000
200,000	1,000.00	1,000.00	1.90	23/03/2028	7	---	6	---	1	MOTOR OIL CORINTH REFINERIES SA (Non Convertible)	1.6889	4.3530	90.0000	90.7000	90.0000	90.0000	24/10/2023	144,000	129,985.20	89.7500	B	25/10/2023	87.5500	92.6000
100,000	1,000.00	1,000.00	2.70	25/05/2026	5	---	5	---	1	COSTAMARE PARTICIPATIONS PLC (Non Convertible)	11.6250	4.3260	95.5000	95.5000	95.5000	95.2690	24/10/2023	1,000	966.63	94.8500	B	25/10/2023	92.6000	97.0000
300,000	1,000.00	1,000.00	2.30	20/07/2028	7	---	5	---	1	PRODEA REIC S.A.(Non Convertible)	6.3250	5.8130	85.6500	86.0000	85.6500	86.2790	24/10/2023	19,000	16,398.18	85.4000	B	25/10/2023	82.0100	89.1000
150,000	1,000.00	1,000.00	2.65	22/10/2026	5	---	5	---	1	CPLP SHIPPING HOLDINGS PLC (Non Convertible)	0.2944	5.1410	92.7000	93.0000	92.7300	92.8630	24/10/2023	22,000	20,407.08	92.8000	B	25/10/2023	92.4500	96.0000
250,000	1,000.00	1,000.00	2.45	16/11/2028	7	---	4	---	1	ELVALHALCOR S.A. (Non Convertible)	11.1611	5.5960	86.2503	86.4500	86.3751	86.5000	24/10/2023	40,000	34,996.47	85.9100	B	25/10/2023	84.0000	92.0000
500,000	1,000.00	1,000.00	2.75	03/07/2027	7	---	7	---	1	GEK TERNA S.A. (Non Convertible)	8.8611	5.6180	89.0000	89.5999	89.5279	89.4230	24/10/2023	63,000	56,960.82	89.2500	B	25/10/2023	86.8000	94.4535
300,000	1,000.00	1,000.00	2.30	14/12/2028	7	---	4	---	1	GEK TERNA S.A. (Non Convertible)	8.6250	6.2790	83.3001	83.3001	83.3001	83.6330	24/10/2023	1,000	841.63	83.3001	B	25/10/2023	80.0010	90.3500
175,000	1,000.00	1,000.00	3.40	26/07/2024	5	---	9	---	1	ATTICA HOLDINGS S.A. (Non Convertible)	8.7833	5.6940	97.7100	97.7100	97.7100	98.4290	24/10/2023	11,000	10,844.72	97.9201	B	25/10/2023	96.6179	99.4500
230,000	1,000.00	1,000.00	4.70	12/07/2029	7	---	3	---	1	LAMDA DEVELOPMENT S.A. (Non convertible)	13.9694	4.5960	98.8000	99.2800	99.1875	98.9690	24/10/2023	24,000	24,140.27	98.8000	B	25/10/2023	94.9889	101.0000
100,000	1,000.00	1,000.00	4.40	26/07/2029	7	---	3	---	1	CPLP SHIPPING HOLDINGS PLC (Non Convertible)	11.3667	4.9630	96.2000	96.2000	96.2000	96.5000	24/10/2023	1,000	973.37	95.7000	B	25/10/2023	94.9625	100.8000
200,000	1,000.00	1,000.00	3.60	12/03/2026	7	---	10	---	1	AEGEAN AIRLINES S.A. (Non Convertible)	4.5000	4.3730	95.8000	96.7000	96.7000	98.1460	24/10/2023	16,000	15,490.00	95.8000	B	25/10/2023	95.6301	98.9000
150,000	1,000.00	1,000.00	2.60	22/10/2026	7	---	9	---	1	TERNA ENERGY FINANCE S.A. (Non Convertible)	0.2889	4.9850	92.0000	92.9000	92.3215	93.0000	24/10/2023	14,000	12,929.05	91.3102	B	25/10/2023	90.4543	95.7400
100,000	1,000.00	1,000.00	2.80	25/01/2027	5	---	4	---	1	PREMIA S.A. (Non Convertible)	7.3111	6.2170	89.8000	89.8000	89.8000	92.4040	23/10/2023	2,000	1,810.62	89.9000	B	25/10/2023	87.6862	95.9899
500,000	1,000.00	1,000.00	4.00	10/07/2030	7	---	1	---	1	MYTILINEOS S.A. (Non Convertible)	12.1111	4.2150	98.5100	98.7950	98.6000	98.5120	24/10/2023	43,000	42,942.90	98.5401	B	25/10/2023	98.4000	100.0700
120,000	1,000.00	1,000.00	3.95	04/04/2025	7	---	12	---	1	GEK TERNA S.A. (Non Convertible)	2.5236	4.1110	---	---	---	98.5130	24/10/2023	---	---	98.0000	B	25/10/2023	97.5523	100.5000
120,000	1,000.00	1,000.00	2.65	06/12/2028	7	---	4	---	1	NOVAL PROPERTY REIC (Non Convertible)	10.5264	5.8110	86.0004	86.4500	86.2201	86.0850	24/10/2023	20,000	17,454.55	83.1200	B	25/10/2023	83.8000	91.9500

## Corporate Bonds Notes

Transactions Volume = (Pieces) \* (Nominal Price). Transactions Value = (Pieces) \* (Nominal Price) \* (price %) + (Accrued interest).

The price of a Bond is stated as a percentage (%) of Bond's Nominal Price.

Nominal Price in Euros (€), except if it is noted differently.

## Government Bonds

Number Listed Bonds	Nominal price	Today's Rate	Accrued Interest Calc	Exp. Date [1]	Duration (years)	Note	Coupons Date	Curr. coupon value	Trading Unit	Government Bonds	Price min	Price max	Closing price	Previous closing price/date	Volume	Transactions Value	Price	Last order Buy / Sell	Date
4,500,000	1,000.00	1.88	Actual/Actual	04/02/2035	15	---	04/02	1.88	1	GGB-FXD-040235-15Y-1.875-1.000	---	---	---	---	---	---	---	---	---
1,805,793	1,000.00	3.45	Actual/Actual	02/04/2024	5	---	02/04	3.45	1	GGB-FXD-020424-05Y-3.450-1.000	---	---	---	---	---	---	---	---	---
6,000,000	1,000.00	0.75	Actual/Actual	18/06/2031	10	---	18/06	0.75	1	GGB-FXD-180631-10Y-0.750-1.000	---	---	---	---	---	---	---	---	---
2,900,000	1,000.00	3.88	Actual/Actual	15/06/2028	5	---	15/06	3.88	1	GGB-FXD-150628-05Y-3.875-1.000	---	---	---	---	---	---	---	---	---
5,962,747,327	1.00	3.75	Actual/Actual	30/01/2028	10	---	/02 - 01/02 - 31/	3.75	1	GGB-FXD-300128-10Y-3.750-1.000	---	---	---	85.4610 13/07/2018	---	---	1.0000	B	28/11/2018
7,067,309,386	1.00	3.90	Actual/Actual	30/01/2033	15	---	/02 - 01/02 - 31/	3.90	1	GGB-FXD-300133-15Y-3.900-1.000	---	---	---	78.6730 13/07/2018	---	---	1.0000	B	28/11/2018
5,622,848,349	1.00	4.00	Actual/Actual	30/01/2037	19	---	/02 - 01/02 - 31/	4.00	1	GGB-FXD-300137-19Y-4.000-1.000	---	---	---	77.0370 13/07/2018	---	---	1.0000	B	28/11/2018
5,476,770,669	1.00	4.20	Actual/Actual	30/01/2042	24	---	/02 - 01/02 - 31/	4.20	1	GGB-FXD-300142-24Y-4.200-1.000	---	---	---	77.7640 13/07/2018	---	---	1.0000	B	28/11/2018
48,794,718	1.00	4.30	Actual/Actual	24/02/2024	12	---	24/02	4.30	1	GGB-FXD-240224-12Y-2.000-1.000	---	---	---	10.0000 22/06/2015	---	---	---	---	---
40,248,141	1.00	4.30	Actual/Actual	24/02/2025	13	---	24/02	4.30	1	GGB-FXD-240225-13Y-2.000-1.000	---	---	---	10.0000 22/06/2015	---	---	---	---	---
59,586,043	1.00	4.30	Actual/Actual	24/02/2026	14	---	24/02	4.30	1	GGB-FXD-240226-14Y-2.000-1.000	---	---	---	10.0000 22/06/2015	---	---	---	---	---
41,118,344	1.00	4.30	Actual/Actual	24/02/2027	15	---	24/02	4.30	1	GGB-FXD-240227-15Y-2.000-1.000	---	---	---	10.0000 22/06/2015	---	---	---	---	---
45,137,734	1.00	4.30	Actual/Actual	24/02/2028	16	---	24/02	4.30	1	GGB-FXD-240228-16Y-2.000-1.000	---	---	---	10.0000 22/06/2015	---	---	---	---	---
61,768,888	1.00	4.30	Actual/Actual	24/02/2029	17	---	24/02	4.30	1	GGB-FXD-240229-17Y-2.000-1.000	---	---	---	10.0000 22/06/2015	---	---	---	---	---
54,567,744	1.00	4.30	Actual/Actual	24/02/2030	18	---	24/02	4.30	1	GGB-FXD-240230-18Y-2.000-1.000	---	---	---	10.0000 22/06/2015	---	---	---	---	---
37,541,515	1.00	4.30	Actual/Actual	24/02/2031	19	---	24/02	4.30	1	GGB-FXD-240231-19Y-2.000-1.000	---	---	---	10.0000 22/06/2015	---	---	---	---	---
37,558,317	1.00	4.30	Actual/Actual	24/02/2032	20	---	24/02	4.30	1	GGB-FXD-240232-20Y-2.000-1.000	---	---	---	10.0000 22/06/2015	---	---	---	---	---
37,473,732	1.00	4.30	Actual/Actual	24/02/2033	21	---	24/02	4.30	1	GGB-FXD-240233-21Y-2.000-1.000	---	---	---	10.0000 22/06/2015	---	---	---	---	---
33,888,293	1.00	4.30	Actual/Actual	24/02/2034	22	---	24/02	4.30	1	GGB-FXD-240234-22Y-2.000-1.000	---	---	---	10.0000 22/06/2015	---	---	---	---	---
35,177,800	1.00	4.30	Actual/Actual	24/02/2035	23	---	24/02	4.30	1	GGB-FXD-240235-23Y-2.000-1.000	---	---	---	10.0000 22/06/2015	---	---	---	---	---
35,547,268	1.00	4.30	Actual/Actual	24/02/2036	24	---	24/02	4.30	1	GGB-FXD-240236-24Y-2.000-1.000	---	---	---	10.0000 22/06/2015	---	---	---	---	---
40,246,306	1.00	4.30	Actual/Actual	24/02/2037	25	---	24/02	4.30	1	GGB-FXD-240237-25Y-2.000-1.000	---	---	---	10.0000 22/06/2015	---	---	---	---	---
37,643,952	1.00	4.30	Actual/Actual	24/02/2038	26	---	24/02	4.30	1	GGB-FXD-240238-26Y-2.000-1.000	---	---	---	10.0000 22/06/2015	---	---	---	---	---
36,977,100	1.00	4.30	Actual/Actual	24/02/2039	27	---	24/02	4.30	1	GGB-FXD-240239-27Y-2.000-1.000	---	---	---	10.0000 22/06/2015	---	---	---	---	---
41,615,000	1.00	4.30	Actual/Actual	24/02/2040	28	---	24/02	4.30	1	GGB-FXD-240240-28Y-2.000-1.000	---	---	---	10.0000 22/06/2015	---	---	---	---	---
42,227,208	1.00	4.30	Actual/Actual	24/02/2041	29	---	24/02	4.30	1	GGB-FXD-240241-29Y-2.000-1.000	---	---	---	10.0000 22/06/2015	---	---	---	---	---
68,288,487	1.00	4.30	Actual/Actual	24/02/2042	30	---	24/02	4.30	1	GGB-FXD-240242-30Y-2.000-1.000	---	---	---	10.0000 22/06/2015	---	---	---	---	---
4,000,000	1,000.00	3.88	Actual/Actual	12/03/2029	10	---	12/03	3.88	1	GGB-FXD-120329-10Y-3.875-1.000	---	---	---	---	---	---	100.0000	B	15/10/2019
4,500,000	1,000.00	0.00	Actual/Actual	12/02/2026	5	---	12/02	0.00	1	GGB-FXD-120226-05Y-0.000-1.000	---	---	---	---	---	---	---	---	---
2,209,163	1,000.00	3.38	Actual/Actual	15/02/2025	7	---	15/02	3.38	1	GGB-FXD-150225-07Y-3.375-1.000	---	---	---	---	---	---	---	---	---
964,000	1,000.00	3.25	Actual/Actual	20/03/2025	6	---	20/03	3.25	1	GGB-FXD-200325-06Y-3.250-1.000	---	---	---	---	---	---	---	---	---
2,100,000	1,000.00	3.55	Actual/Actual	20/03/2026	7	---	20/03	3.55	1	GGB-FXD-200326-07Y-3.550-1.000	---	---	---	---	---	---	---	---	---
5,500,000	1,000.00	1.50	Actual/Actual	18/06/2030	10	---	18/06	1.50	1	GGB-FXD-180630-10Y-1.500-1.000	---	---	---	---	---	---	---	---	---
3,500,000	1,000.00	4.38	Actual/Actual	18/07/2038	15	---	18/07	4.38	1	GGB-FXD-180738-15Y-4.375-1.000	---	---	---	---	---	---	---	---	---
40,000	1,000.00	4.67	FLR Actual/360	18/09/2024	1	---	18/09 - 19/03	---	1	GGB-FLT-180924-01Y-4.670-1.000	---	---	---	---	---	---	---	---	---

## Government Bonds Notes

Transactions Volume = (Pieces) \* (Nominal Price). Transactions Value = (Pieces) \* (Nominal Price) \* (price %) + (Accrued interest).

The Value of current coupon for the issues with NV 0.01 euro refers to NV 100 euros

FLR: Floating Interest Rate.

[1] - The Expiration Date of the interest bearing period and the Date for coupon payment.

## Government Bonds

Number Listed Bonds	Nominal price	Today's Rate	Accrued Interest Calc	Exp. Date [1]	Duration (years)	Note	Coupons Date	Curr. coupon value	Trading Unit	Government Bonds	Price min	Price max	Closing price	Previous closing price/date	Volume	Transactions Value	Price	Last order Buy / Sell	Date
5,364,250	1,000.00	3.25	Actual/Actual	20/03/2050	30	---	20/03	3.25	1	GGB-FXD-200350-30Y-3.250-1.000	---	---	---	---	---	---	---	---	---
3,924,361	1,000.00	2.00	Actual/Actual	22/04/2027	7	---	22/04	2.00	1	GGB-FXD-220427-07Y-2.000-1.000	---	---	---	---	---	---	99.9000	B	22/04/2020
2,500,000	1,000.00	1.88	Actual/Actual	23/07/2026	7	---	23/07	1.88	1	GGB-FXD-230726-07Y-1.875-1.000	---	---	---	---	---	---	---	---	---
4,500,000	1,000.00	4.25	Actual/Actual	15/06/2033	10	---	15/06	4.25	1	GGB-FXD-150633-10Y-4.250-1.000	---	---	---	---	---	---	---	---	---
3,500,000	1,000.00	1.88	Actual/Actual	24/01/2052	30	---	24/01	1.88	1	GGB-FXD-240152-30Y-1.875-1.000	---	---	---	---	---	---	---	---	---
3,700,000	1,000.00	1.75	Actual/Actual	18/06/2032	10	---	18/06	1.75	1	GGB-FXD-180632-10Y-1.750-1.000	---	---	---	---	---	---	---	---	---
2,200,000	1,000.00	1.13	FLR Actual/360	15/12/2027	5	---	- 15/12 - 15/03 -	---	1	GGB-FLT-151227-05Y-1.130-1.000	---	---	---	---	---	---	102.1600	B	30/12/2022

## Government Bonds Notes

Transactions Volume = (Pieces) \* (Nominal Price). Transactions Value = (Pieces) \* (Nominal Price) \* (price %) + (Accrued interest).

The Value of current coupon for the issues with NV 0.01 euro refers to NV 100 euros

FLR: Floating Interest Rate.

[1] - The Expiration Date of the interest bearing period and the Date for coupon payment.

## Treasury Bills &amp; Zero Coupon Government Bonds

Issue Date	13-Week Maturity									26-Week Maturity									52-Week Maturity								
	Exp. Date	Initial Rate	Num Listed Bonds	Nominal price	Issue price	Last Trade Price	Last Trade Date	Volume Traded	Note	Exp. Date	Initial Rate	Num Listed Bonds	Nominal price	Issue price	Last Trade Price	Last Trade Date	Volume Traded	Note	Exp. Date	Initial Rate	Num Listed Bonds	Nominal price	Issue price	Last Trade Price	Last Trade Date	Volume Traded	Note
09/12/2022	---	---	---	---	---	---	---	---	---	---	---	---	---	---	---	---	---	---	08/12/2023	2.73	600,000	1,000.00	973.10	---	---	---	---
10/03/2023	---	---	---	---	---	---	---	---	---	---	---	---	---	---	---	---	---	---	08/03/2024	3.75	1,000,000	1,000.00	963.46	---	---	---	---
09/06/2023	---	---	---	---	---	---	---	---	---	---	---	---	---	---	---	---	---	---	07/06/2024	3.84	1,600,000	1,000.00	962.60	---	---	---	---
08/09/2023	---	---	---	---	---	---	---	---	---	---	---	---	---	---	---	---	---	---	06/09/2024	3.81	812,500	1,000.00	962.90	---	---	---	---

Bonds in Circulation	Currency / Min nominal traded Value	Coupons Payment Date	Current Coupon Value	Note	Coupon	Trading Unit	Issue Date	Duration (years)	Today's Interest	A.I.C in days	Bonds	Last price of previous days		Last Outcry in Cash (euro)		Trades in Pieces	Life min	Life Max	
												Price	Buy / Sell	Price	Buy / Sell				
<b>Corporate Bonds in Foreign Currency and Euro</b>																			
103,746	GBP / 10	01/12	0.25	---	64	1	01/12/1930	98	2.5	360	National Mortgage Bank	2.27	05/02/1996	2.27	S	05/02/1996	---	2.27	2.27
0	GBP / 10	01/12	0.25	---	66	1	01/12/1928	100	2.5	360	National Mortgage Bank	---	---	---	---	---	---	---	---

## Government Bonds Notes

A.I.C: Accrued Interest Calculation base.

FLR: Floating Interest Rate.

The minimum tradeable Nominal Value for all Demeterialised Government Titles is 100 Euros.

(μτφρ-0)

## Athex &amp; ATHEXClear Members List

Member Name				Stock Market			Derivatives Market		ATHEXClear Member	
	Address	Phone	Fax	Market Member	Remote Member	Market Maker	Proprietary	Market Maker	General Clearing	Direct Clearing
A. SARRIS SECURITIES S.A.				a						
6, ΔΡΑΓΑΤΣΑΝΙΟΥ 6 ΑΘΗΝΑ	2103367700									
AEONIC SECURITIES C.I.F. P.L.C.				a						
, ΛΑΪΟΥ 6, ΓΡ. 301B, ANNA COURT	35725337600									
ALPHA BANK S.A.									a	
, ΣΤΑΔΙΟΥ 40 ΑΘΗΝΑ	2103260000									
ALPHA FINANCE INVESTMENT SERVICES SINGLE MEMBER SA				a		a	a	a		a
5, ΠΑΝΕΠΙΣΤΗΜΙΟΥ 45 ΑΘΗΝΑ	2103677400									
ARGUS STOCKBROKERS LTD				a	a		a			
25, 25 ΛΕΩΦΟΡΟΣ ΔΗΜΟΣΘΕΝΗ ΣΕΒΕΡΗ	0035722717000									
ATLANTIC SECURITIES LTD				a	a					
37, ΠΡΟΔΡΟΜΟΥ 37	0035722445400									
AXON SECURITIES S.A.				a			a			
48, ΣΤΑΔΙΟΥ 48 ΑΘΗΝΑ	2103363800									
BETA SECURITIES S.A.				a		a	a			a
29, Α.ΑΛΕΞΑΝΔΡΑΣ 29 ΑΘΗΝΑ	2106478930									
BNP PARIBAS S.A.									a	
, ΛΑΜΨΑΚΟΥ 2 ΑΘΗΝΑ	2107468525									
BOFA SECURITIES EUROPE SA				a	a					
, 112 AVENUE KL?BER 75116	+33 153655555									
CAPITAL SECURITIES S.A.				a			a			
58, ΜΗΤΡΟΠΟΛΕΩΣ 58 ΑΘΗΝΑ	2103369700									
CITIGROUP GLOBAL MARKETS EUROPE AG				a	a					
16, REUTERWEG 16	+49 691366-0									
CITIGROUP GLOBAL MARKETS LIMITED				a						
1, 33 CANADA SQUARE -CANARY WHARF	+44 02079864000									
CREDIT SUISSE BANK (EUROPE), S.A.				a	a					
, CALLE AYALA 42, 3A PLANTA-B MADRID	+34917916000									
CREDIT SUISSE SECURITIES (EUROPE) LIMITED				a						
1, ONE CABOT SQUARE LONDON	+44 2078888888									
CYCLOS SECURITIES S.A.				a			a			
39, ΧΑΡΙΛΑΟΥ ΤΡΙΚΟΥΠΗ 6-8-10 ΑΘΗΝΑ	2103364300									
DEUTSCHE BANK S.A.					a					
1, GREAT WINCHESTER STREET LONDON	+44 20 754 54209	00441133361437								
EUROBANK EQUITIES INVESTMENT FIRM SINGLE MEMBER SA				a		a	a	a		a
, ΦΙΛΕΛΛΗΝΩΝ 10 & ΞΕΝΟΦΩΝΤΟΣ 13 ΑΘΗΝΑ	2103720425									
EUROBANK S.A.									a	
, ΟΘΩΝΟΣ 8 ΑΘΗΝΑ	2144043907									
EUROCORP INVESTMENT SERVICES S.A.				a			a			a
14, ΠΛ.ΦΙΛΙΚΗΣ ΕΤΑΙΡΕΙΑΣ 14 ΑΘΗΝΑ	2107263600									
EUOTRUST INVESTMENT FIRM SA				a						
113, ΣΕΒΑΣΤΟΥΠΟΛΕΩΣ 113 ΑΘΗΝΑ	2103363100									
EUROXX SECURITIES S.A.				a		a	a	a		a
7, PALEOLOGOU CHALANDRI	+30 2106879400	210-6879401								
7, PALAIOLOGOU CHALANDRI	(210)-6879400	(210)-6879401								
FREEDOM FINANCE EUROPE LTD				a	a					
, ΧΡΙΣΤΑΚΗ ΚΡΑΝΟΥ 20	035725257786									
G. A. PERVANAS SECURITIES- INVESTMENT SERVICES S.A.				a						
7-9, ΣΟΦΟΚΛΕΟΥΣ 7-9 ΑΘΗΝΑ	2103727200									
GLOBAL CAPITAL SECURITIES & FINANCIAL SERVICES LTD				a	a					
50, ΛΑΡΧΙΕΠΙΣΚΟΠΟΥ ΜΑΚΑΡΙΟΥ Γ50	0035722710710									
GREENPOST TRADING EUROPE LTD				a	a	a				
, ΚΙΜΩΝΟΣ 3, ACROPOLIS MANSIONS, 2ND FLOOR, FLAT/OFFICE 202	035722521389									
HELLENIC AMERICAN SECURITIES S.A.				a		a	a			a
27, ΑΝΔΡΕΑ ΠΑΠΑΝΔΡΕΟΥ 27 ΜΑΡΟΥΣΙ	2103311100									
HELLENIC BANK (INVESTMENTS) LTD					a					
, ΑVE.ΚΥΡΙΑΚΟΥ ΜΑΤΣΙ 31 - ΡΟ ΒΟΧ 24747 NICOSIA	+357 22500100	357 22500110								
HSBC CONTINENTAL EUROPE									a	
109-111, Α.ΜΕΣΟΓΕΙΩΝ 109-111	2106960000									
INDEX SECURITIES S.A.				a						
6, ΔΡΑΓΑΤΣΑΝΙΟΥ 6 ΑΘΗΝΑ	2103213920									



## Athex &amp; ATHEXClear Members List

Member Name				Stock Market			Derivatives Market		ATHEXClear Member	
	Address	Phone	Fax	Market Member	Remote Member	Market Maker	Proprietary	Market Maker	General Clearing	Direct Clearing
J. CHR. MAVRIKIS SECURITIES S.A.				a						
5, ΣΟΦΟΚΛΕΟΥΣ 5 ATHINA	2103216730									
KAPPA SECURITIES S.A.				a			a			
15, ΒΑΛΑΩΡΙΤΟΥ 15 ATHINA	2103678600									
KARAMANOF SECURITIES & INVESTMENT SERVICES S.A.				a						
2, ΠΛΑΤ.ΘΕΟΔΩΡΩΝ 2 ATHINA	2103212947									
LAIKI FINANCIAL SERVICES LTD					a					
26, AVE. VYRONOS NICOSIA	357 22367367	357 22718567								
LEON DEPOLAS SECURITIES S.A.				a		a	a			
1, ΧΡΗΣΤΟΥ ΛΑΔΑ 1 ATHINA	2103213276 -28									
MEGA EQUITY SECURITIES & FINANCIAL SERVICES PUBLIC LTD				a	a		a			
42-44, ΛΕΩΦ.ΓΡΙΒΑ ΔΙΓΕΝΗ 42-44	0035722711711									
MERIT SECURITIES S.A				a		a	a			a
5, ΣΟΦΟΚΛΕΟΥΣ 5 ATHINA	2103671880									
MERRILL LYNCH INTERNATIONAL				a						
2, 2 KING EDWARD STREET LONDON	+44 20276281000									
N. CHRYSOCHOIDIS SECURITIES S.A.				a			a			a
7-9, ΣΟΦΟΚΛΕΟΥΣ 7-9 ATHINA	2103213913									
NATIONAL BANK OF GREECE S.A.				a		a	a		a	
86, ΑΙΟΛΟΥ STR. ATHINA	(210)-3341000	(210)-3228187								
68, ΑΚΑΔΙΜΙΑΣ STR. ATHINA	(210)-3328817	(210)-3328678								
NATIONAL SECURITIES SINGLE MEMBER SA				a		a	a	a		
66, ΛΕΩΦΟΡΟΣ ΑΘΗΝΩΝ 128-132 & ΦΙΓΕΝΙΑΣ ATHINA	2103328784									
NUNTIUS BROKERAGE AND INVESTMENT SERVICES S.A				a						
6, ΔΡΑΓΑΤΣΑΝΙΟΥ 6 ATHINA	2103350599									
ONE PLUS CAPITAL LIMITED				a	a					
, 75 PRODROMOU AVENUE NICOSIA 1307	35722873760									
OPTIMA BANK S.A.				a		a	a	a	a	
, ΑΙΓΙΑΛΕΙΑΣ 32 & ΠΑΡΑΔΕΙΣΟΥ ΜΑΡΟΥΣΙ	210 8173000									
PANCRETA BANK S.A									a	
, ΙΚΑΡΟΥ 5	2810338746									
PANTELAKIS SECURITIES S.A.				a		a	a	a		
57, ΕΘΝΙΚΗΣ ΑΝΤΙΣΤΑΣΕΩΣ 57, ΚΤΙΠΙΟ Β CHALANDRI	2106965000									
PIRAEUS BANK S.A.				a			a		a	
, ΑΜΕΡΙΚΗΣ 4 ATHINA	2103335000									
PIRAEUS SECURITIES S. A.				a		a	a	a		a
10, ΣΤΑΔΙΟΥ 10 ATHINA	2103354100									
PROCHOICE SECURITIES LTD				a	a					
57, ΛΕΩΦ.ΣΠΥΡΟΥ ΚΥΠΡΙΑΝΟΥ 57, ΑΚΙΝΗΤΑ Φ	035724661192									
SHARELINK SECURITIES & FINANCIAL SERVICES LTD				a			a			
6, HOUSE-ΘΕΟΤΟΚΗ 6 ΜΕΓΑΡΟ ΕΛΛΗΝΑ	+357 22554200									
SOCIETE GENERALE S.A.				a	a		a			
, 17 COURS VALMY, CEDEX	+157290504									
SOLIDUS SECURITIES S.A				a			a			a
64, ΛΟΥΙΖΗΣ ΠΙΑΝΚΟΥΡ 64 ATHINA	2106900600									
ST. EM. LAVRENTAKIS SECURITIES S.A.				a			a			
7-9, ΣΟΦΟΚΛΕΟΥΣ 7-9 ATHINA	2103213336									
THE CYPRUS INVESTMENT & SECURITIES CORPORATION LTD				a	a					
154, ΑΓΙΟΥ ΠΡΟΚΟΠΙΟΥ & ΠΟΣΕΙΔΩΝΟΣ 1	0035722121700									
UBS EUROPE SE				a	a					
, OPERNTURM, BOCKENHEIMER LANDSTRASSE 2-4	496921790									
UBS LIMITED					a					
1, FINSBURY AVENUE LONDON	+44 2075687135									

## List of Stocks under Market Making operations

Securities	Market Maker	Start Market Making	Stock Category
<b>MLS MULTIMEDIA SA (CR)</b>			<b>Suspension Status</b>
	PIRAEUS SECURITIES S. A.	01/08/2019	
<b>ALPHA ETF FTSE Athex Large Cap</b>			<b>Exchange Traded Funds (ETFs)</b>
	ALPHA FINANCE INVESTMENT SERVICES SINGLE MEMBER SA	02/01/1900	
	NATIONAL SECURITIES SINGLE MEMBER SA	02/01/1900	
<b>ADMIE (IPTO) HOLDING S.A. (CR)</b>			<b>Main Market</b>
	EUROBANK EQUITIES INVESTMENT FIRM SINGLE MEMBER SA	24/05/2021	
	HELLENIC AMERICAN SECURITIES S.A.	09/03/2020	
	PIRAEUS SECURITIES S. A.	29/06/2017	
<b>AEGEAN AIRLINES (CR)</b>			<b>Main Market</b>
	EUROBANK EQUITIES INVESTMENT FIRM SINGLE MEMBER SA	22/09/2020	
<b>ALPHA SERVICES HOLD (CR)</b>			<b>Main Market</b>
	ALPHA FINANCE INVESTMENT SERVICES SINGLE MEMBER SA	29/02/2016	
	EUROBANK EQUITIES INVESTMENT FIRM SINGLE MEMBER SA	22/10/2006	
	GREENPOST TRADING EUROPE LTD	12/06/2023	
	HELLENIC AMERICAN SECURITIES S.A.	25/07/2014	
	LEON DEPOLAS SECURITIES S.A.	04/01/2016	
	MERIT SECURITIES S.A	03/09/2012	
	NATIONAL SECURITIES SINGLE MEMBER SA	02/01/1900	
	PIRAEUS SECURITIES S. A.	28/05/2009	
<b>ALPHA TRUST (CR)</b>			<b>Main Market</b>
	EUROBANK EQUITIES INVESTMENT FIRM SINGLE MEMBER SA	06/02/2023	
	LEON DEPOLAS SECURITIES S.A.	04/01/2021	
<b>ALUMIL (CR)</b>			<b>Main Market</b>
	PIRAEUS SECURITIES S. A.	31/07/2023	
<b>ANDROMEDA SA (CR)</b>			<b>Main Market</b>
	BETA SECURITIES S.A.	15/02/2021	
	OPTIMA BANK S.A.	03/04/2023	
<b>ATTICA BANK S.A. (CR)</b>			<b>Main Market</b>
	EUROXX SECURITIES S.A.	22/01/2016	
	PIRAEUS SECURITIES S. A.	20/09/2017	
<b>AUSTRIACARD (CB)</b>			<b>Main Market</b>
	BETA SECURITIES S.A.	23/03/2023	
	EUROBANK EQUITIES INVESTMENT FIRM SINGLE MEMBER SA	15/05/2023	
<b>AUTOHELLAS SA (CR)</b>			<b>Main Market</b>
	ALPHA FINANCE INVESTMENT SERVICES SINGLE MEMBER SA	01/07/2019	
	EUROXX SECURITIES S.A.	02/07/2018	
<b>AVAX S.A. (CR)</b>			<b>Main Market</b>
	EUROBANK EQUITIES INVESTMENT FIRM SINGLE MEMBER SA	14/12/2015	
	OPTIMA BANK S.A.	04/09/2023	
	PIRAEUS SECURITIES S. A.	01/02/2021	
<b>AVE (CR)</b>			<b>Main Market</b>
	EUROXX SECURITIES S.A.	05/06/2020	
<b>BRIQ PROPERTIES (CR)</b>			<b>Main Market</b>
	EUROBANK EQUITIES INVESTMENT FIRM SINGLE MEMBER SA	09/09/2019	
	LEON DEPOLAS SECURITIES S.A.	22/02/2021	
<b>CC HBC AG (CR)</b>			<b>Main Market</b>
	BETA SECURITIES S.A.	08/03/2021	
	NATIONAL SECURITIES SINGLE MEMBER SA	02/01/1900	
	PIRAEUS SECURITIES S. A.	04/05/2015	
<b>CENERGY HOLDINGS (CB)</b>			<b>Main Market</b>
	ALPHA FINANCE INVESTMENT SERVICES SINGLE MEMBER SA	02/01/2016	
	EUROBANK EQUITIES INVESTMENT FIRM SINGLE MEMBER SA	02/01/2016	
	OPTIMA BANK S.A.	14/03/2022	
	PANTELAKIS SECURITIES S.A.	27/12/2022	
<b>CNL CAPITAL (CR)</b>			<b>Main Market</b>
	MERIT SECURITIES S.A	01/10/2018	
<b>DIMAND (CR)</b>			<b>Main Market</b>
	ALPHA FINANCE INVESTMENT SERVICES SINGLE MEMBER SA	08/08/2022	
	EUROBANK EQUITIES INVESTMENT FIRM SINGLE MEMBER SA	08/08/2022	
	PANTELAKIS SECURITIES S.A.	15/05/2023	
<b>EKTER SA (CR)</b>			<b>Main Market</b>
	BETA SECURITIES S.A.	26/09/2022	
	EUROBANK EQUITIES INVESTMENT FIRM SINGLE MEMBER SA	16/10/2017	
	LEON DEPOLAS SECURITIES S.A.	21/05/2018	
<b>ELASTRON (CR)</b>			<b>Main Market</b>
	LEON DEPOLAS SECURITIES S.A.	20/02/2017	

List of Stocks under Market Making operations

Securities	Stock Category
Market Maker	Start Market Making
<b>ELLAKTOR (CR)</b>	Main Market
ALPHA FINANCE INVESTMENT SERVICES SINGLE MEMBER SA	18/03/2019
EUROBANK EQUITIES INVESTMENT FIRM SINGLE MEMBER SA	01/06/2012
EUROXX SECURITIES S.A.	24/09/2018
NATIONAL SECURITIES SINGLE MEMBER SA	02/01/1900
PIRAEUS SECURITIES S. A.	22/10/2018
<b>ELTON SA (CR)</b>	Main Market
EUROBANK EQUITIES INVESTMENT FIRM SINGLE MEMBER SA	28/11/2022
OPTIMA BANK S.A.	30/01/2023
<b>ELVALHALCOR (CR)</b>	Main Market
ALPHA FINANCE INVESTMENT SERVICES SINGLE MEMBER SA	07/05/2018
BETA SECURITIES S.A.	09/01/2023
EUROBANK EQUITIES INVESTMENT FIRM SINGLE MEMBER SA	07/05/2018
<b>ENTERSOFT (CR)</b>	Main Market
ALPHA FINANCE INVESTMENT SERVICES SINGLE MEMBER SA	23/03/2023
EUROBANK EQUITIES INVESTMENT FIRM SINGLE MEMBER SA	22/06/2020
<b>EUROBANK HOLDINGS (CR)</b>	Main Market
ALPHA FINANCE INVESTMENT SERVICES SINGLE MEMBER SA	09/01/2006
EUROBANK EQUITIES INVESTMENT FIRM SINGLE MEMBER SA	01/06/2012
GREENPOST TRADING EUROPE LTD	12/06/2023
HELLENIC AMERICAN SECURITIES S.A.	25/07/2014
LEON DEPOLAS SECURITIES S.A.	30/11/2018
MERIT SECURITIES S.A.	06/11/2017
NATIONAL SECURITIES SINGLE MEMBER SA	02/01/1900
PIRAEUS SECURITIES S. A.	28/09/2009
<b>EUROCONSULTANTS S.A. (CR)</b>	Main Market
OPTIMA BANK S.A.	01/02/2023
<b>EYDAP S.A. (CR)</b>	Main Market
ALPHA FINANCE INVESTMENT SERVICES SINGLE MEMBER SA	27/01/2020
EUROBANK EQUITIES INVESTMENT FIRM SINGLE MEMBER SA	10/06/2019
<b>FOURLIS (CR)</b>	Main Market
EUROBANK EQUITIES INVESTMENT FIRM SINGLE MEMBER SA	01/12/2016
PIRAEUS SECURITIES S. A.	06/03/2017
<b>GEK TERNA (CR)</b>	Main Market
BETA SECURITIES S.A.	08/03/2021
EUROBANK EQUITIES INVESTMENT FIRM SINGLE MEMBER SA	24/05/2021
PIRAEUS SECURITIES S. A.	29/08/2019
<b>GR. SARANTIS S.A. (CR)</b>	Main Market
BETA SECURITIES S.A.	14/05/2012
EUROBANK EQUITIES INVESTMENT FIRM SINGLE MEMBER SA	24/10/2016
<b>HELLENIC EXCHANGES-A.S.E. (CR)</b>	Main Market
HELLENIC AMERICAN SECURITIES S.A.	01/09/2014
NATIONAL SECURITIES SINGLE MEMBER SA	02/01/1900
PIRAEUS SECURITIES S. A.	04/05/2015
<b>HELLENIQ ENERGY (CR)</b>	Main Market
HELLENIC AMERICAN SECURITIES S.A.	14/09/2015
PIRAEUS SECURITIES S. A.	20/03/2017
<b>IDEAL HOLDINGS (CR)</b>	Main Market
EUROBANK EQUITIES INVESTMENT FIRM SINGLE MEMBER SA	07/06/2021
PIRAEUS SECURITIES S. A.	07/06/2021
<b>INTERCONTINENTAL (CR)</b>	Main Market
LEON DEPOLAS SECURITIES S.A.	03/06/2019
<b>INTERLIFE G.C.I.(CR)</b>	Main Market
BETA SECURITIES S.A.	24/10/2022
<b>INTERWOOD-XYLEMPORIA (CR)</b>	Main Market
EUROBANK EQUITIES INVESTMENT FIRM SINGLE MEMBER SA	05/07/2021
PANTELAKIS SECURITIES S.A.	01/07/2021
<b>INTRAKAT (CR)</b>	Main Market
BETA SECURITIES S.A.	04/10/2021
PANTELAKIS SECURITIES S.A.	10/10/2022
<b>JUMBO SA (CR)</b>	Main Market
BETA SECURITIES S.A.	01/02/2021
EUROBANK EQUITIES INVESTMENT FIRM SINGLE MEMBER SA	25/05/2020
GREENPOST TRADING EUROPE LTD	12/06/2023
MERIT SECURITIES S.A.	06/11/2017
PIRAEUS SECURITIES S. A.	06/03/2017

## List of Stocks under Market Making operations

Securities	Stock Category
Market Maker	Start Market Making
<b>KLOUKINAS - LAPPAS SA (CR)</b>	Main Market
OPTIMA BANK S.A.	02/01/2023
<b>KRI-KRI S.A. (CR)</b>	Main Market
EUROBANK EQUITIES INVESTMENT FIRM SINGLE MEMBER SA	07/05/2018
LEON DEPOLAS SECURITIES S.A.	16/01/2017
<b>LAMDA DEVELOPMENT SA (CR)</b>	Main Market
EUROBANK EQUITIES INVESTMENT FIRM SINGLE MEMBER SA	08/12/2014
PANTELAKIS SECURITIES S.A.	06/11/2017
PIRAEUS SECURITIES S. A.	29/06/2017
<b>LAMPASA HOTEL SA (CR)</b>	Main Market
LEON DEPOLAS SECURITIES S.A.	16/01/2017
<b>MIG (CR)</b>	Main Market
PIRAEUS SECURITIES S. A.	02/02/2009
<b>MOTODYNAMICS S.A. (CR)</b>	Main Market
OPTIMA BANK S.A.	25/08/2023
<b>MOTOR OIL (CR)</b>	Main Market
BETA SECURITIES S.A.	08/03/2021
EUROBANK EQUITIES INVESTMENT FIRM SINGLE MEMBER SA	22/10/2006
GREENPOST TRADING EUROPE LTD	12/06/2023
LEON DEPOLAS SECURITIES S.A.	01/04/2019
MERIT SECURITIES S.A	25/02/2019
NATIONAL SECURITIES SINGLE MEMBER SA	02/01/1900
PIRAEUS SECURITIES S. A.	04/05/2015
<b>MPLE KEDROS (CR)</b>	Main Market
MERIT SECURITIES S.A	30/09/2022
<b>MYTILINEOS (CR)</b>	Main Market
ALPHA FINANCE INVESTMENT SERVICES SINGLE MEMBER SA	15/04/2019
BETA SECURITIES S.A.	11/04/2022
EUROBANK EQUITIES INVESTMENT FIRM SINGLE MEMBER SA	20/09/2017
GREENPOST TRADING EUROPE LTD	12/06/2023
MERIT SECURITIES S.A	25/02/2019
NATIONAL SECURITIES SINGLE MEMBER SA	02/01/1900
PIRAEUS SECURITIES S. A.	04/05/2015
<b>NATIONAL BANK (CR)</b>	Main Market
ALPHA FINANCE INVESTMENT SERVICES SINGLE MEMBER SA	09/01/2006
EUROBANK EQUITIES INVESTMENT FIRM SINGLE MEMBER SA	22/10/2006
GREENPOST TRADING EUROPE LTD	12/06/2023
HELLENIC AMERICAN SECURITIES S.A.	25/07/2014
LEON DEPOLAS SECURITIES S.A.	20/05/2015
MERIT SECURITIES S.A	03/09/2012
NATIONAL SECURITIES SINGLE MEMBER SA	02/01/1900
PIRAEUS SECURITIES S. A.	08/09/2008
<b>OPAP (CR)</b>	Main Market
ALPHA FINANCE INVESTMENT SERVICES SINGLE MEMBER SA	09/01/2006
BETA SECURITIES S.A.	11/04/2022
EUROBANK EQUITIES INVESTMENT FIRM SINGLE MEMBER SA	22/10/2006
GREENPOST TRADING EUROPE LTD	12/06/2023
HELLENIC AMERICAN SECURITIES S.A.	25/07/2014
MERIT SECURITIES S.A	20/03/2017
NATIONAL SECURITIES SINGLE MEMBER SA	02/01/1900
PIRAEUS SECURITIES S. A.	04/05/2015
<b>OTE (CR)</b>	Main Market
ALPHA FINANCE INVESTMENT SERVICES SINGLE MEMBER SA	09/01/2006
BETA SECURITIES S.A.	11/04/2022
EUROBANK EQUITIES INVESTMENT FIRM SINGLE MEMBER SA	22/10/2006
GREENPOST TRADING EUROPE LTD	12/06/2023
HELLENIC AMERICAN SECURITIES S.A.	25/07/2014
LEON DEPOLAS SECURITIES S.A.	20/04/2015
MERIT SECURITIES S.A	20/03/2017
NATIONAL SECURITIES SINGLE MEMBER SA	02/01/1900
PIRAEUS SECURITIES S. A.	08/09/2008
<b>P.P.A. S.A. (CR)</b>	Main Market
EUROBANK EQUITIES INVESTMENT FIRM SINGLE MEMBER SA	06/02/2019
<b>PAPOUTSANIS (CR)</b>	Main Market
ALPHA FINANCE INVESTMENT SERVICES SINGLE MEMBER SA	19/11/2018
BETA SECURITIES S.A.	25/11/2013

List of Stocks under Market Making operations

Securities	Stock Category
Market Maker	Start Market Making
<b>PETROPOULOS PETROS (CR)</b>	<b>Main Market</b>
EUROBANK EQUITIES INVESTMENT FIRM SINGLE MEMBER SA	01/04/2019
PANTELAKIS SECURITIES S.A.	16/03/2020
<b>PIRAEUS FINANCIAL HOLD (CR)</b>	<b>Main Market</b>
ALPHA FINANCE INVESTMENT SERVICES SINGLE MEMBER SA	15/04/2019
EUROBANK EQUITIES INVESTMENT FIRM SINGLE MEMBER SA	22/10/2006
EUROXX SECURITIES S.A.	15/02/2016
GREENPOST TRADING EUROPE LTD	12/06/2023
HELLENIC AMERICAN SECURITIES S.A.	25/07/2014
LEON DEPOLAS SECURITIES S.A.	30/11/2018
MERIT SECURITIES S.A.	16/09/2013
NATIONAL SECURITIES SINGLE MEMBER SA	02/01/1900
PIRAEUS SECURITIES S. A.	16/02/2009
<b>PPC (CR)</b>	<b>Main Market</b>
ALPHA FINANCE INVESTMENT SERVICES SINGLE MEMBER SA	09/01/2006
BETA SECURITIES S.A.	01/02/2021
EUROBANK EQUITIES INVESTMENT FIRM SINGLE MEMBER SA	22/10/2006
GREENPOST TRADING EUROPE LTD	12/06/2023
HELLENIC AMERICAN SECURITIES S.A.	01/09/2014
MERIT SECURITIES S.A.	06/11/2017
NATIONAL SECURITIES SINGLE MEMBER SA	02/01/1900
PIRAEUS SECURITIES S. A.	28/09/2009
<b>PREMIA (CR)</b>	<b>Main Market</b>
BETA SECURITIES S.A.	01/06/2021
LEON DEPOLAS SECURITIES S.A.	05/12/2022
PANTELAKIS SECURITIES S.A.	23/12/2021
<b>PROFILE SA (CR)</b>	<b>Main Market</b>
OPTIMA BANK S.A.	03/04/2023
PANTELAKIS SECURITIES S.A.	01/07/2019
<b>QUALITY &amp; RELIABILITY SA (CR)</b>	<b>Main Market</b>
OPTIMA BANK S.A.	03/01/2023
<b>QUEST HOLDINGS (CR)</b>	<b>Main Market</b>
BETA SECURITIES S.A.	26/03/2018
EUROBANK EQUITIES INVESTMENT FIRM SINGLE MEMBER SA	28/01/2019
<b>REVOIL (CR)</b>	<b>Main Market</b>
BETA SECURITIES S.A.	26/06/2023
<b>SIDMA STEEL (CR)</b>	<b>Main Market</b>
OPTIMA BANK S.A.	25/05/2023
<b>SPACE HELLAS SA (CR)</b>	<b>Main Market</b>
MERIT SECURITIES S.A.	09/12/2022
<b>TECHNICAL OLYMPIC SA (CR)</b>	<b>Main Market</b>
OPTIMA BANK S.A.	05/07/2023
<b>TERNA ENERGY (CR)</b>	<b>Main Market</b>
EUROBANK EQUITIES INVESTMENT FIRM SINGLE MEMBER SA	24/05/2021
PIRAEUS SECURITIES S. A.	09/12/2019
<b>THRACE PLASTICS SA (CR)</b>	<b>Main Market</b>
ALPHA FINANCE INVESTMENT SERVICES SINGLE MEMBER SA	26/03/2018
EUROBANK EQUITIES INVESTMENT FIRM SINGLE MEMBER SA	26/03/2018
<b>TITAN CEMENT (CB)</b>	<b>Main Market</b>
BETA SECURITIES S.A.	01/02/2021
EUROBANK EQUITIES INVESTMENT FIRM SINGLE MEMBER SA	06/11/2019
PIRAEUS SECURITIES S. A.	18/01/2021
<b>TZIRAKIAN PROFIL (CR)</b>	<b>Main Market</b>
LEON DEPOLAS SECURITIES S.A.	19/07/2021
<b>VIOHALCO SA/NV (CB)</b>	<b>Main Market</b>
ALPHA FINANCE INVESTMENT SERVICES SINGLE MEMBER SA	11/03/2008
EUROBANK EQUITIES INVESTMENT FIRM SINGLE MEMBER SA	04/03/2014
MERIT SECURITIES S.A.	17/03/2014

Underlying Asset				Derivatives Market													
Price max	Price min	Closing price	change	Delivery Month	Open price	Price max	Price min	Last price	Closing price	Last Bid	Last Ask	Fixing price*	Life high	Life low	Trades	Volume	Open Interest
<b>FTSE/Athex Large Cap</b> (Trade Unit: 1 Index Point x 2€, Cash Settlement)																	
2,966.55	2,924.77	2,926.95	-0.96%	November 2023	2,956.00	2,960.00	2,901.50	2,905.00	2,905.00	---	---	---	3,094.00	---	163	485	2,992
				December 2023	2,930.00	2,949.75	2,924.00	2,924.00	2,924.00	---	---	---	2,949.75	---	10	60	118
				January 2024	---	---	---	---	2,969.50	---	---	---	---	---	---	---	---
				March 2024	---	---	---	---	2,978.75	---	---	---	---	---	---	---	---
				June 2024	---	---	---	---	2,994.75	---	---	---	---	---	---	---	---
				September 2024	---	---	---	---	3,009.75	---	---	---	---	---	---	---	---
<b>FTSE/Athex Banks</b> (Trade Unit: 1 Index Point x 15€, Cash Settlement)																	
984.12	963.41	964.00	-1.75%	December 2023	979.75	985.00	972.00	972.00	972.00	---	---	---	1,024.75	---	6	36	1,826
				March 2024	---	---	---	---	989.00	---	---	---	---	---	---	---	---
				June 2024	---	---	---	---	994.25	---	---	---	---	---	---	---	---
				September 2024	---	---	---	---	999.25	---	---	---	---	---	---	---	---
<b>MSCI GREECE REBASED</b> (Trade Unit: 1 Index Point x 2€, Cash Settlement)																	
4,794.44	4,722.54	4,726.95	-0.88%	November 2023	---	---	---	---	4,765.00	---	---	---	4,708.25	---	---	---	83
				December 2023	---	---	---	---	4,942.25	---	---	---	5,012.25	---	---	---	20
				January 2024	---	---	---	---	4,739.75	---	---	---	4,683.25	---	---	---	---
				February 2024	---	---	---	---	4,799.50	---	---	---	---	---	---	---	---
				March 2024	---	---	---	---	4,806.75	---	---	---	---	---	---	---	---
				April 2024	---	---	---	---	4,816.00	---	---	---	---	---	---	---	---
				June 2024	---	---	---	---	4,832.75	---	---	---	---	---	---	---	---
				September 2024	---	---	---	---	4,857.00	---	---	---	---	---	---	---	---

Derivatives notes

Fixing prices and final open positions can be retrieved from the following path <http://www.helex.gr/el/web/guest/statistics-end-of-day-derivatives>

Underlying Asset				Derivatives Market													
Price max	Price min	Closing price	change	Delivery Month	Open price	Price max	Price min	Last price	Closing price	Last Bid	Last Ask	Fixing price*	Life high	Life low	Trades	Volume	Open Interest
<b>ADMIE (IPTO) HOLDING S.A. (CR)</b>				(Contract Size: 100 Securities, Physical Delivery)													
1.974	1.916	1.916	-2.84%	December 2023	1.95	1.98	1.90	1.93	1.93	---	---	---	2.42	---	81	699	21,487
				March 2024	---	---	---	---	1.99	---	---	---	---	---	---	---	---
				June 2024	---	---	---	---	2.00	---	---	---	---	---	---	---	---
				September 2024	---	---	---	---	2.01	---	---	---	---	---	---	---	---
<b>AEGEAN AIRLINES (CR)</b>				(Contract Size: 100 Securities, Physical Delivery)													
10.38	9.95	10	-2.53%	December 2023	10.37	10.40	9.97	10.00	10.00	---	---	---	13.64	---	36	140	4,921
				March 2024	---	---	---	---	10.34	---	---	---	---	---	---	---	---
				June 2024	---	---	---	---	10.40	---	---	---	---	---	---	---	---
				September 2024	---	---	---	---	10.45	---	---	---	---	---	---	---	---
<b>ALPHA SERVICES HOLD (CR)</b>				(Contract Size: 100 Securities, Physical Delivery)													
1.437	1.3755	1.3805	-3.33%	December 2023	1.44	1.45	1.38	1.38	1.38	---	---	---	1.65	---	317	18,363	192,393
				March 2024	---	---	---	---	1.44	---	---	---	---	---	---	---	---
				June 2024	---	---	---	---	1.44	---	---	---	1.30	---	---	---	3
				September 2024	---	---	---	---	1.45	---	---	---	---	---	---	---	---
<b>AUTOHELLAS SA (CR)</b>				(Contract Size: 100 Securities, Physical Delivery)													
12.84	12.56	12.66	0.00%	December 2023	12.61	12.66	12.61	12.66	12.66	---	---	---	14.22	---	2	5	81
				March 2024	---	---	---	---	12.76	---	---	---	---	---	---	---	---
				June 2024	---	---	---	---	12.83	---	---	---	---	---	---	---	---
				September 2024	---	---	---	---	12.89	---	---	---	---	---	---	---	---
<b>AVAX S.A. (CR)</b>				(Contract Size: 100 Securities, Physical Delivery)													
1.25	1.23	1.246	0.65%	December 2023	1.25	1.25	1.25	1.25	1.25	---	---	---	1.49	---	4	30	1,528
				March 2024	---	---	---	---	1.25	---	---	---	---	---	---	---	---
				June 2024	---	---	---	---	1.25	---	---	---	---	---	---	---	---
				September 2024	---	---	---	---	1.26	---	---	---	---	---	---	---	---
<b>CC HBC AG (CR)</b>				(Contract Size: 100 Securities, Physical Delivery)													
24.81	24.52	24.58	-0.61%	December 2023	24.75	24.75	24.65	24.67	24.67	---	---	---	27.19	---	3	3	438
				March 2024	---	---	---	---	24.93	---	---	---	---	---	---	---	---
				June 2024	---	---	---	---	25.06	---	---	---	---	---	---	---	---
				September 2024	---	---	---	---	25.19	---	---	---	---	---	---	---	---
<b>CENERGY HOLDINGS (CB)</b>				(Contract Size: 100 Securities, Physical Delivery)													
5.9	5.68	5.68	-3.73%	December 2023	5.90	5.90	5.64	5.64	5.64	---	---	---	7.22	---	18	61	5,787
				March 2024	---	---	---	---	5.95	---	---	---	---	---	---	---	---
				June 2024	---	---	---	---	5.98	---	---	---	---	---	---	---	---
				September 2024	---	---	---	---	6.01	---	---	---	---	---	---	---	---

Derivatives notes

Fixing prices and final open positions can be retrieved from the following path <http://www.helex.gr/el/web/guest/statistics-end-of-day-derivatives>

Underlying Asset				Derivatives Market													
Price max	Price min	Closing price	change	Delivery Month	Open price	Price max	Price min	Last price	Closing price	Last Bid	Last Ask	Fixing price*	Life high	Life low	Trades	Volume	Open Interest
<b>ELLAKTOR (CR)</b>				(Contract Size: 100 Securities, Physical Delivery)													
1.958	1.894	1.894	-3.07%	December 2023	1.94	1.94	1.91	1.91	1.91	---	---	---	2.31	---	9	69	670
				March 2024	---	---	---	---	1.97	---	---	---	---	---	---	---	---
				June 2024	---	---	---	---	1.98	---	---	---	---	---	---	---	---
				September 2024	---	---	---	---	1.99	---	---	---	---	---	---	---	---
<b>ELVALHALCOR (CR)</b>				(Contract Size: 100 Securities, Physical Delivery)													
1.688	1.63	1.642	-1.68%	December 2023	1.67	1.67	1.65	1.65	1.65	---	---	---	2.09	---	12	49	1,426
				March 2024	---	---	---	---	1.68	---	---	---	---	---	---	---	---
				June 2024	---	---	---	---	1.69	---	---	---	---	---	---	---	---
				September 2024	---	---	---	---	1.70	---	---	---	---	---	---	---	---
<b>EUROBANK HOLDINGS (CR)</b>				(Contract Size: 100 Securities, Physical Delivery)													
1.538	1.511	1.517	-1.11%	December 2023	1.54	1.55	1.51	1.51	1.51	---	---	---	1.60	---	81	3,220	31,526
				March 2024	---	---	---	---	1.55	---	---	---	---	---	---	---	---
				June 2024	---	---	---	---	1.55	---	---	---	---	---	---	---	---
				September 2024	---	---	---	---	1.56	---	---	---	---	---	---	---	---
<b>EYDAP S.A. (CR)</b>				(Contract Size: 100 Securities, Physical Delivery)													
5.58	5.46	5.46	-3.36%	December 2023	5.58	5.58	5.55	5.55	5.55	---	---	---	6.52	---	2	7	2,395
				March 2024	---	---	---	---	5.69	---	---	---	---	---	---	---	---
				June 2024	---	---	---	---	5.73	---	---	---	---	---	---	---	---
				September 2024	---	---	---	---	5.75	---	---	---	---	---	---	---	---
<b>FOURLIS (CR)</b>				(Contract Size: 100 Securities, Physical Delivery)													
4.18	4.03	4.065	-0.37%	December 2023	4.21	4.21	4.21	4.21	4.21	---	---	---	4.65	---	1	3	667
				March 2024	---	---	---	---	4.11	---	---	---	---	---	---	---	---
				June 2024	---	---	---	---	4.13	---	---	---	---	---	---	---	---
				September 2024	---	---	---	---	4.16	---	---	---	---	---	---	---	---
<b>GEK TERNA (CR)</b>				(Contract Size: 100 Securities, Physical Delivery)													
13.14	12.82	13.04	0.15%	December 2023	13.06	13.06	12.93	12.93	12.93	---	---	---	13.71	---	2	2	6,005
				March 2024	---	---	---	---	13.12	---	---	---	---	---	---	---	---
				June 2024	---	---	---	---	13.19	---	---	---	---	---	---	---	---
				September 2024	---	---	---	---	13.26	---	---	---	---	---	---	---	---
<b>HELLENIC EXCHANGES-A.S.E. (CR)</b>				(Contract Size: 100 Securities, Physical Delivery)													
4.75	4.61	4.615	-2.84%	December 2023	4.74	4.74	4.64	4.64	4.64	---	---	---	5.13	---	23	117	8,540
				March 2024	---	---	---	---	4.79	---	---	---	---	---	---	---	---
				June 2024	---	---	---	---	4.81	---	---	---	---	---	---	---	---
				September 2024	---	---	---	---	4.84	---	---	---	---	---	---	---	---

Derivatives notes

Fixing prices and final open positions can be retrieved from the following path <http://www.helex.gr/el/web/guest/statistics-end-of-day-derivatives>



Underlying Asset				Derivatives Market													
Price max	Price min	Closing price	change	Delivery Month	Open price	Price max	Price min	Last price	Closing price	Last Bid	Last Ask	Fixing price*	Life high	Life low	Trades	Volume	Open Interest
<b>HELLENiQ ENERGY (CR)</b>				(Contract Size: 100 Securities, Physical Delivery)													
6.97	6.82	6.82	-1.87%	December 2023	6.88	6.88	6.75	6.75	6.75	---	---	---	7.93	---	16	66	1,484
				March 2024	---	---	---	---	7.01	---	---	---	---	---	---	---	---
				June 2024	---	---	---	---	7.04	---	---	---	---	---	---	---	---
				September 2024	---	---	---	---	7.08	---	---	---	---	---	---	---	---
<b>INTRACOM HOLDINGS (CR)</b>				(Contract Size: 100 Securities, Physical Delivery)													
1.996	1.958	1.97	0.10%	December 2023	2.00	2.01	1.96	1.96	1.96	---	---	---	2.34	---	13	51	4,535
				March 2024	---	---	---	---	1.98	---	---	---	---	---	---	---	---
				June 2024	---	---	---	---	1.99	---	---	---	---	---	---	---	---
				September 2024	---	---	---	---	2.00	---	---	---	---	---	---	---	---
<b>INTRAKAT (CR)</b>				(Contract Size: 100 Securities, Physical Delivery)													
3.03	2.98	3	0.00%	December 2023	---	---	---	---	2.95	---	---	---	3.14	---	---	---	5,640
				March 2024	---	---	---	---	3.02	---	---	---	---	---	---	---	---
				June 2024	---	---	---	---	3.04	---	---	---	---	---	---	---	---
				September 2024	---	---	---	---	3.06	---	---	---	---	---	---	---	---
<b>JUMBO SA (CR)</b>				(Contract Size: 100 Securities, Physical Delivery)													
26.64	26.12	26.42	0.46%	December 2023	25.04	25.11	24.89	25.11	25.11	---	---	---	28.13	---	9	15	595
				March 2024	---	---	---	---	26.51	---	---	---	---	---	---	---	---
				June 2024	---	---	---	---	26.65	---	---	---	---	---	---	---	---
				September 2024	---	---	---	---	26.79	---	---	---	---	---	---	---	---
<b>LAMDA DEVELOPMENT SA (CR)</b>				(Contract Size: 100 Securities, Physical Delivery)													
6.14	5.935	5.965	-2.05%	December 2023	6.08	6.08	5.98	5.98	5.98	---	---	---	6.77	---	3	7	5,818
				March 2024	---	---	---	---	6.14	---	---	---	---	---	---	---	---
				June 2024	---	---	---	---	6.17	---	---	---	---	---	---	---	---
				September 2024	---	---	---	---	6.20	---	---	---	---	---	---	---	---
<b>MIG (CR)</b>				(Contract Size: 100 Securities, Physical Delivery)													
3.66	3.52	3.52	-1.40%	December 2023	3.46	3.46	3.46	3.46	3.46	---	---	---	4.70	---	1	3	51
				March 2024	---	---	---	---	3.60	---	---	---	---	---	---	---	---
				June 2024	---	---	---	---	3.62	---	---	---	---	---	---	---	---
				September 2024	---	---	---	---	3.64	---	---	---	---	---	---	---	---
<b>MOTOR OIL (CR)</b>				(Contract Size: 100 Securities, Physical Delivery)													
22.9	22.48	22.66	0.71%	December 2023	22.46	22.82	22.46	22.82	22.82	---	---	---	24.10	---	3	21	1,133
				March 2024	---	---	---	---	22.68	---	---	---	---	---	---	---	---
				June 2024	---	---	---	---	22.80	---	---	---	---	---	---	---	---
				September 2024	---	---	---	---	22.91	---	---	---	---	---	---	---	---

Derivatives notes

Fixing prices and final open positions can be retrieved from the following path <http://www.helex.gr/el/web/guest/statistics-end-of-day-derivatives>

Underlying Asset				Derivatives Market													
Price max	Price min	Closing price	change	Delivery Month	Open price	Price max	Price min	Last price	Closing price	Last Bid	Last Ask	Fixing price*	Life high	Life low	Trades	Volume	Open Interest
<b>MYTILINEOS (CR)</b>				(Contract Size: 100 Securities, Physical Delivery)													
37.48	36.7	36.78	-0.27%	December 2023	37.11	37.45	36.91	36.98	36.98	---	---	---	38.12	---	42	92	2,495
				March 2024	---	---	---	---	37.17	---	---	---	---	---	---	---	---
				June 2024	---	---	---	---	37.37	---	---	---	---	---	---	---	---
				September 2024	---	---	---	---	37.56	---	---	---	---	---	---	---	---
<b>NATIONAL BANK (CR)</b>				(Contract Size: 100 Securities, Physical Delivery)													
5.65	5.558	5.594	-0.46%	December 2023	5.63	5.65	5.59	5.59	5.59	---	---	---	6.43	---	87	986	19,903
				March 2024	---	---	---	---	5.66	---	---	---	---	---	---	---	---
				June 2024	---	---	---	---	5.70	---	---	---	---	---	---	---	---
				September 2024	---	---	---	---	5.72	---	---	---	---	---	---	---	---
<b>OPAP (CR)</b>				(Contract Size: 100 Securities, Physical Delivery)													
15.71	15.32	15.32	-0.52%	December 2023	14.42	14.76	14.38	14.38	14.38	---	---	---	16.20	---	53	136	2,856
				March 2024	---	---	---	---	15.52	---	---	---	---	---	---	---	---
				June 2024	---	---	---	---	15.61	---	---	---	---	---	---	---	---
				September 2024	---	---	---	---	15.68	---	---	---	---	---	---	---	---
<b>OTE (CR)</b>				(Contract Size: 100 Securities, Physical Delivery)													
13.27	12.9	12.93	-0.92%	December 2023	13.24	13.38	12.94	12.95	12.95	---	---	---	14.02	---	80	320	5,583
				March 2024	---	---	---	---	13.15	---	---	---	---	---	---	---	---
				June 2024	---	---	---	---	13.22	---	---	---	---	---	---	---	---
				September 2024	---	---	---	---	13.29	---	---	---	---	---	---	---	---
<b>P.P.A. S.A. (CR)</b>				(Contract Size: 100 Securities, Physical Delivery)													
21.1	19.8	20.75	5.33%	December 2023	20.51	20.72	20.41	20.41	20.41	---	---	---	22.35	---	3	9	202
				March 2024	---	---	---	---	19.86	---	---	---	---	---	---	---	---
				June 2024	---	---	---	---	19.96	---	---	---	---	---	---	---	---
				September 2024	---	---	---	---	20.06	---	---	---	---	---	---	---	---
<b>PIRAEUS FINANCIAL HOLD (CR)</b>				(Contract Size: 100 Securities, Physical Delivery)													
2.92	2.834	2.834	-2.61%	December 2023	2.92	2.94	2.83	2.84	2.84	---	---	---	3.36	---	209	2,349	73,416
				March 2024	---	---	---	---	2.93	---	---	---	---	---	---	---	---
				June 2024	---	---	---	---	2.95	---	---	---	---	---	---	---	---
				September 2024	---	---	---	---	2.96	---	---	---	---	---	---	---	---
<b>PPC (CR)</b>				(Contract Size: 100 Securities, Physical Delivery)													
9.36	9.22	9.24	-0.32%	December 2023	9.37	9.44	9.26	9.26	9.26	---	---	---	10.69	---	87	469	19,901
				March 2024	---	---	---	---	9.34	---	---	---	---	---	---	---	---
				June 2024	---	---	---	---	9.39	---	---	---	---	---	---	---	---
				September 2024	---	---	---	---	9.44	---	---	---	---	---	---	---	---

Derivatives notes

Fixing prices and final open positions can be retrieved from the following path <http://www.helex.gr/el/web/guest/statistics-end-of-day-derivatives>

Underlying Asset				Derivatives Market													
Price max	Price min	Closing price	change	Delivery Month	Open price	Price max	Price min	Last price	Closing price	Last Bid	Last Ask	Fixing price*	Life high	Life low	Trades	Volume	Open Interest
<b>QUEST HOLDINGS (CR)</b>				(Contract Size: 100 Securities, Physical Delivery)													
5.21	5.07	5.07	-1.74%	December 2023	---	---	---	---	5.02	---	---	---	6.25	---	---	---	114
				March 2024	---	---	---	---	5.20	---	---	---	---	---	---	---	---
				June 2024	---	---	---	---	5.23	---	---	---	---	---	---	---	---
				September 2024	---	---	---	---	5.26	---	---	---	---	---	---	---	---
<b>TERNA ENERGY (CR)</b>				(Contract Size: 100 Securities, Physical Delivery)													
14.35	14	14	-1.62%	December 2023	14.05	14.31	14.00	14.12	14.12	---	---	---	17.23	---	62	174	15,017
				March 2024	---	---	---	---	14.34	---	---	---	---	---	---	---	---
				June 2024	---	---	---	---	14.42	---	---	---	---	---	---	---	---
				September 2024	---	---	---	---	14.49	---	---	---	---	---	---	---	---
<b>TITAN CEMENT (CB)</b>				(Contract Size: 100 Securities, Physical Delivery)													
17.26	16.86	16.86	-1.29%	December 2023	17.12	17.12	17.07	17.07	17.07	---	---	---	18.01	---	2	3	682
				March 2024	---	---	---	---	17.22	---	---	---	---	---	---	---	---
				June 2024	---	---	---	---	17.31	---	---	---	---	---	---	---	---
				September 2024	---	---	---	---	17.40	---	---	---	---	---	---	---	---
<b>VIOHALCO SA/NV (CB)</b>				(Contract Size: 100 Securities, Physical Delivery)													
4.91	4.77	4.78	-2.55%	December 2023	4.90	4.90	4.83	4.83	4.83	---	---	---	6.66	---	15	44	4,877
				March 2024	---	---	---	---	4.94	---	---	---	---	---	---	---	---
				June 2024	---	---	---	---	4.97	---	---	---	---	---	---	---	---
				September 2024	---	---	---	---	5.00	---	---	---	---	---	---	---	---

Derivatives notes

Fixing prices and final open positions can be retrieved from the following path <http://www.helex.gr/el/web/guest/statistics-end-of-day-derivatives>

FTSE/Athex Large Cap

(Trade Unit: 1 Index Point x 2€ - Exercise Style: European, Cash Settlement)

Exerise Price	Call Options														Put Options																					
	November 2023							December 2023							Other Months		November 2023							December 2023						Other Months		Exerise Price				
	Open price	Price max	Price min	Last price	Closing price	Volume	Open Interest	Open price	Price max	Price min	Last price	Closing price	Volume	Open Interest	Volume	Open Interest	Open price	Price max	Price min	Last price	Closing price	Volume	Open Interest	Open price	Price max	Price min	Last price	Closing price	Volume	Open Interest	Volume		Open Interest			
1,975	-	-	-	-	-	-	-	0.00	0.00	0.00	-	962.00	-	-	-	-	-	-	-	-	-	-	-	0.00	0.00	0.00	-	0.01	-	-	-		1,975			
2,000	-	-	-	-	-	-	-	0.00	0.00	0.00	-	938.00	-	-	-	-	-	-	-	-	-	-	-	0.00	0.00	0.00	-	0.01	-	-	-	2,000				
2,050	-	-	-	-	-	-	-	0.00	0.00	0.00	-	888.00	-	-	-	-	-	-	-	-	-	-	-	0.00	0.00	0.00	-	0.02	-	-	-	2,050				
2,100	-	-	-	-	-	-	-	0.00	0.00	0.00	-	838.00	-	-	-	-	-	-	-	-	-	-	-	0.00	0.00	0.00	-	0.01	-	-	-	2,100				
2,150	-	-	-	-	-	-	-	0.00	0.00	0.00	-	788.00	-	-	-	-	-	-	-	-	-	-	-	0.00	0.00	0.00	-	0.03	-	-	-	2,150				
2,200	-	-	-	-	-	-	-	0.00	0.00	0.00	-	738.00	-	-	-	-	-	-	-	-	-	-	-	0.00	0.00	0.00	-	0.08	-	-	-	2,200				
2,250	-	-	-	-	-	-	-	0.00	0.00	0.00	-	688.00	-	-	-	-	-	-	-	-	-	-	-	0.00	0.00	0.00	-	0.19	-	-	-	2,250				
2,300	-	-	-	-	-	-	-	0.00	0.00	0.00	-	639.00	-	-	-	-	-	-	-	-	-	-	-	0.00	0.00	0.00	-	0.40	-	-	-	2,300				
2,350	-	-	-	-	-	-	-	0.00	0.00	0.00	-	589.00	-	-	-	-	-	-	-	-	-	-	-	0.00	0.00	0.00	-	0.80	-	-	-	2,350				
2,400	-	-	-	-	-	-	-	0.00	0.00	0.00	-	540.00	-	-	-	-	-	-	-	-	-	-	-	0.00	0.00	0.00	-	1.50	-	-	-	2,400				
2,450	0.00	0.00	0.00	-	500.00	-	-	0.00	0.00	0.00	-	492.00	-	-	-	-	-	-	-	-	-	-	0.00	0.00	0.00	-	2.80	-	-	-	2,450					
2,500	0.00	0.00	0.00	-	450.00	-	-	0.00	0.00	0.00	-	444.00	-	-	-	-	-	-	-	-	-	-	0.00	0.00	0.00	-	4.70	-	-	-	2,500					
2,550	0.00	0.00	0.00	-	401.00	-	-	0.00	0.00	0.00	-	397.00	-	-	-	-	-	-	-	-	-	-	0.00	0.00	0.00	-	7.80	-	-	-	2,550					
2,600	0.00	0.00	0.00	-	352.00	-	-	0.00	0.00	0.00	-	352.00	-	-	-	-	-	-	-	-	-	-	0.00	0.00	0.00	-	12.25	-	-	-	2,600					
2,650	0.00	0.00	0.00	-	304.00	-	-	0.00	0.00	0.00	-	308.00	-	-	-	-	-	-	-	-	-	-	0.00	0.00	0.00	-	18.75	-	-	-	2,650					
2,700	0.00	0.00	0.00	-	258.00	-	-	0.00	0.00	0.00	-	267.00	-	-	-	-	-	-	-	-	-	40	0.00	0.00	0.00	-	27.25	-	-	-	2,700					
2,750	0.00	0.00	0.00	-	214.00	-	20	0.00	0.00	0.00	-	228.00	-	-	-	-	-	-	-	-	-	20	0.00	0.00	0.00	-	38.75	-	-	-	2,750					
2,800	0.00	0.00	0.00	-	173.00	-	20	0.00	0.00	0.00	-	193.00	-	-	-	-	-	-	-	-	-	71	0.00	0.00	0.00	-	53.00	-	-	-	2,800					
2,850	132.00	132.00	132.00	132.00	132.00	20	20	0.00	0.00	0.00	-	161.00	-	20	-	-	-	-	-	-	-	1	1	0.00	0.00	0.00	-	71.00	-	20	-	2,850				
2,900	0.00	0.00	0.00	-	104.00	-	47	0.00	0.00	0.00	-	132.00	-	20	-	-	-	-	-	-	-	40	0.00	0.00	0.00	-	92.00	-	40	-	2,900					
2,950	0.00	0.00	0.00	-	77.00	-	42	0.00	0.00	0.00	-	107.00	-	20	-	-	-	-	-	-	-	40	115.00	115.00	115.00	115.00	115.00	20	20	-	2,950					
3,000	59.50	60.00	59.50	60.00	60.00	40	48	88.00	88.00	87.00	87.00	87.00	60	-	-	-	-	-	-	-	-	20	40	144.00	144.00	144.00	144.00	144.00	20	20	-	3,000				
3,050	0.00	0.00	0.00	-	38.25	-	40	0.00	0.00	0.00	-	67.50	-	-	-	-	-	-	-	-	-	20	0.00	0.00	0.00	-	177.00	-	-	-	3,050					
3,100	0.00	0.00	0.00	-	25.50	-	102	0.00	0.00	0.00	-	52.00	-	-	-	-	-	-	-	-	-	21	0.00	0.00	0.00	-	212.00	-	-	-	3,100					
3,150	0.00	0.00	0.00	-	16.50	-	3	0.00	0.00	0.00	-	40.00	-	-	-	-	-	-	-	-	-	40	0.00	0.00	0.00	-	249.00	-	-	-	3,150					
3,200	0.00	0.00	0.00	-	10.25	-	-	0.00	0.00	0.00	-	30.00	-	-	-	-	-	-	-	-	-	-	0.00	0.00	0.00	-	289.00	-	-	-	3,200					
3,250	0.00	0.00	0.00	-	6.20	-	-	0.00	0.00	0.00	-	22.25	-	-	-	-	-	-	-	-	-	-	0.00	0.00	0.00	-	331.00	-	-	-	3,250					
3,300	0.00	0.00	0.00	-	3.60	-	-	0.00	0.00	0.00	-	16.25	-	-	-	-	-	-	-	-	-	-	0.00	0.00	0.00	-	375.00	-	-	-	3,300					
3,350	0.00	0.00	0.00	-	2.00	-	-	0.00	0.00	0.00	-	11.75	-	-	-	-	-	-	-	-	-	-	0.00	0.00	0.00	-	420.00	-	-	-	3,350					
3,400	0.00	0.00	0.00	-	1.10	-	-	0.00	0.00	0.00	-	8.40	-	-	-	-	-	-	-	-	-	-	0.00	0.00	0.00	-	467.00	-	-	-	3,400					
3,450	0.00	0.00	0.00	-	0.58	-	-	0.00	0.00	0.00	-	5.90	-	-	-	-	-	-	-	-	-	-	0.00	0.00	0.00	-	514.00	-	-	-	3,450					
3,500	-	-	-	-	-	-	-	0.00	0.00	0.00	-	4.10	-	-	-	-	-	-	-	-	-	-	0.00	0.00	0.00	-	562.00	-	-	-	3,500					
Totals:							60	342							60	60	0	0							21	333							40	100	0	0
Number of Trades:							3							3	0							2							2	0						

ALPHA SERVICES HOLD (CR)

(Contract Size: 100 Securities, Exercise Style: American, Physical Delivery)

Call Options														Put Options																			
November 2023							December 2023							Other Months		November 2023							December 2023							Other Months		Exercise Price	
Open price	Price max	Price min	Last price	Closing price	Volume	Open Interest	Open price	Price max	Price min	Last price	Closing price	Volume	Open Interest	Volume	Open Interest	Open price	Price max	Price min	Last price	Closing price	Volume	Open Interest	Open price	Price max	Price min	Last price	Closing price	Volume	Open Interest	Volume	Open Interest		
0.750					-	-	0.000	0.000	0.000		0.682	-	-			-	-	0.000	0.000	0.000		0.002	-	-			-	-			0.008		
0.800					-	-	0.000	0.000	0.000		0.632	-	-			-	-	0.000	0.000	0.000		0.001	-	-			-	-			0.008		
0.850	0.000	0.000	0.000		0.581	-	-	0.000	0.000	0.000		0.582	-	-		0.000	0.000	0.000		0.001	-	-		0.000	0.000	0.000		0.001	-	-	0.009		
0.900	0.000	0.000	0.000		0.531	-	-	0.000	0.000	0.000		0.533	-	-		0.000	0.000	0.000		0.002	-	-		0.000	0.000	0.000		0.001	-	-	0.009		
0.950	0.000	0.000	0.000		0.481	-	-	0.000	0.000	0.000		0.483	-	-		0.000	0.000	0.000		0.001	-	-		0.000	0.000	0.000		0.001	-	-	0.010		
1.000	0.000	0.000	0.000		0.431	-	-	0.000	0.000	0.000		0.433	-	-		0.000	0.000	0.000		0.001	-	-		0.000	0.000	0.000		0.004	-	-	0.010		
1.100	0.000	0.000	0.000		0.332	-	-	0.000	0.000	0.000		0.336	-	-		0.000	0.000	0.000		0.001	-	-		0.000	0.000	0.000		0.002	-	-	0.011		
1.200	0.000	0.000	0.000		0.237	-	-	0.000	0.000	0.000		0.243	-	-		0.000	0.000	0.000		0.005	-	-		0.000	0.000	0.000		0.010	-	-	0.012		
1.300	0.000	0.000	0.000		0.153	-	-	0.000	0.000	0.000		0.163	-	-		0.000	0.000	0.000		0.021	-	-		0.000	0.000	0.000		0.029	-	-	0.013		
1.400	0.000	0.000	0.000		0.087	-	-	0.000	0.000	0.000		0.100	-	-		0.000	0.000	0.000		0.056	-	-		0.000	0.000	0.000		0.066	-	-	0.014		
1.500	0.000	0.000	0.000		0.044	-	-	0.000	0.000	0.000		0.056	-	-		0.000	0.000	0.000		0.112	-	-		0.000	0.000	0.000		0.122	-	-	0.015		
1.600	0.000	0.000	0.000		0.019	-	-	0.000	0.000	0.000		0.028	-	-		0.000	0.000	0.000		0.187	-	-		0.000	0.000	0.000		0.195	-	-	0.016		
1.700	0.000	0.000	0.000		0.007	-	-	0.000	0.000	0.000		0.013	-	-		0.000	0.000	0.000		0.276	-	-		0.000	0.000	0.000		0.280	-	-	0.017		
1.800	0.000	0.000	0.000		0.003	-	-	0.000	0.000	0.000		0.006	-	-		0.000	0.000	0.000		0.371	-	-		0.000	0.000	0.000		0.373	-	-	0.018		
1.900	0.000	0.000	0.000		0.001	-	-	0.000	0.000	0.000		0.002	-	-		0.000	0.000	0.000		0.470	-	-		0.000	0.000	0.000		0.470	-	-	0.019		
2.000	0.000	0.000	0.000		0.002	-	-	0.000	0.000	0.000		0.001	-	-		0.000	0.000	0.000		0.570	-	-		0.000	0.000	0.000		0.570	-	-	0.020		
2.200	0.000	0.000	0.000		0.001	-	-	0.000	0.000	0.000		0.001	-	-		0.000	0.000	0.000		0.770	-	-		0.000	0.000	0.000		0.770	-	-	0.022		
2.400					-	-	0.000	0.000	0.000		0.001	-	-			-	-	0.000	0.000	0.000		0.970	-	-			-	-		0.024			
Totals:					0	0						0	0		0	0						0	0						0	0			
Number of Trades:					0							0			0							0.00							0			0	

NATIONAL BANK (CR)

(Contract Size: 100 Securities, Exercise Style: American, Physical Delivery)

Call Options															Put Options																				
November 2023							December 2023							Other Months		November 2023					December 2023					Other Months		Exercise Price							
Exercise Price	Open price	Price max	Price min	Last price	Closing price	Volume	Open Interest	Open price	Price max	Price min	Last price	Closing price	Volume	Open Interest	Volume	Open Interest	Open price	Price max	Price min	Last price	Closing price	Volume	Open Interest	Open price	Price max	Price min	Last price		Closing price	Volume	Open Interest	Volume	Open Interest		
2.600						-	-	0.000	0.000	0.000		3.03	-	-			-	-	0.000	0.000	0.000		0.001	-	-								0.026		
2.800						-	-	0.000	0.000	0.000		2.83	-	-			-	-	0.000	0.000	0.000		0.001	-	-								0.028		
3.000						-	-	0.000	0.000	0.000		2.63	-	-			-	-	0.000	0.000	0.000		0.001	-	-								0.030		
3.200						-	-	0.000	0.000	0.000		2.43	-	-			-	-	0.000	0.000	0.000		0.001	-	-								0.032		
3.400	0.000	0.000	0.000		2.22	-	-	0.000	0.000	0.000		2.23	-	-			0.000	0.000	0.000		0.001	-	-	0.000	0.000	0.000		0.001	-	-			0.034		
3.600	0.000	0.000	0.000		2.02	-	-	0.000	0.000	0.000		2.03	-	-			0.000	0.000	0.000		0.001	-	-	0.000	0.000	0.000		0.001	-	-			0.036		
3.800	0.000	0.000	0.000		1.83	-	-	0.000	0.000	0.000		1.83	-	-			0.000	0.000	0.000		0.001	-	-	0.000	0.000	0.000		0.001	-	-			0.038		
4.000	0.000	0.000	0.000		1.63	-	-	0.000	0.000	0.000		1.63	-	-			0.000	0.000	0.000		0.001	-	-	0.000	0.000	0.000		0.002	-	-			0.040		
4.400	0.000	0.000	0.000		1.23	-	-	0.000	0.000	0.000		1.25	-	-			0.000	0.000	0.000		0.001	-	-	0.000	0.000	0.000		0.015	-	-			0.044		
4.800	0.000	0.000	0.000		0.841	-	-	0.000	0.000	0.000		0.889	-	-			0.000	0.000	0.000		0.014	-	-	0.000	0.000	0.000		0.056	-	-			0.048		
5.200	0.000	0.000	0.000		0.499	-	4	0.000	0.000	0.000		0.584	-	-			0.000	0.000	0.000		0.072	-	-	0.000	0.000	0.000		0.149	-	-			0.052		
5.600	0.000	0.000	0.000		0.245	-	-	0.000	0.000	0.000		0.350	-	-			0.000	0.000	0.000		0.218	-	-	0.000	0.000	0.000		0.315	-	-			0.056		
6.000	0.000	0.000	0.000		0.098	-	-	0.000	0.000	0.000		0.194	-	-			0.000	0.000	0.000		0.471	-	-	0.000	0.000	0.000		0.559	-	-			0.060		
6.400	0.000	0.000	0.000		0.032	-	-	0.000	0.000	0.000		0.097	-	-			0.000	0.000	0.000		0.806	-	-	0.000	0.000	0.000		0.862	-	-			0.064		
6.800	0.000	0.000	0.000		0.008	-	-	0.000	0.000	0.000		0.046	-	-			0.000	0.000	0.000		1.18	-	-	0.000	0.000	0.000		1.21	-	-			0.068		
7.200	0.000	0.000	0.000		0.002	-	-	0.000	0.000	0.000		0.019	-	-			0.000	0.000	0.000		1.58	-	-	0.000	0.000	0.000		1.59	-	-			0.072		
7.600	0.000	0.000	0.000		0.001	-	-	0.000	0.000	0.000		0.008	-	-			0.000	0.000	0.000		1.98	-	-	0.000	0.000	0.000		1.98	-	-			0.076		
8.000	0.000	0.000	0.000		0.001	-	-	0.000	0.000	0.000		0.003	-	-			0.000	0.000	0.000		2.38	-	-	0.000	0.000	0.000		2.38	-	-			0.080		
8.400	0.000	0.000	0.000		0.001	-	-	0.000	0.000	0.000		0.001	-	-			0.000	0.000	0.000		2.78	-	-	0.000	0.000	0.000		2.78	-	-			0.084		
Totals:						0	4						0	0	0							0	0									0	623	0	0
Number of Trades:						0							0	0									0.00									0	0		

OPAP (CR)

(Contract Size: 100 Securities, Exercise Style: American, Physical Delivery)

Exercise Price	Call Options														Put Options																						
	November 2023						December 2023						Other Months		November 2023						December 2023						Other Months		Exercise Price								
	Open price	Price max	Price min	Last price	Closing price	Volume	Open Interest	Open price	Price max	Price min	Last price	Closing price	Volume	Open Interest	Volume	Open Interest	Open price	Price max	Price min	Last price	Closing price	Volume	Open Interest	Open price	Price max	Price min	Last price	Closing price		Volume	Open Interest	Volume	Open Interest				
9.200						-	-	0.000	0.000	0.000		6.23	-	-			-	-	0.000	0.000	0.000		0.001	-	-			0.000		0.000	0.000		0.001	-	-		
9.600						-	-	0.000	0.000	0.000		5.83	-	-			-	-	0.000	0.000	0.000		0.001	-	-			0.000	0.000	0.000		0.001	-	-			0.096
10.000	0.000	0.000	0.000		5.41	-	-	0.000	0.000	0.000		5.43	-	-			0.000	0.000	0.000		0.001	-	-			0.000	0.000	0.000		0.001	-	-			0.100		
11.000	0.000	0.000	0.000		4.41	-	-	0.000	0.000	0.000		4.43	-	-			0.000	0.000	0.000		0.001	-	-			0.000	0.000	0.000		0.001	-	-			0.110		
12.000	0.000	0.000	0.000		3.42	-	-	0.000	0.000	0.000		3.44	-	-			0.000	0.000	0.000		0.004	-	-			0.000	0.000	0.000		0.001	-	-			0.120		
13.000	0.000	0.000	0.000		2.43	-	-	0.000	0.000	0.000		2.46	-	-			0.000	0.000	0.000		0.008	-	-			0.000	0.000	0.000		0.019	-	-			0.130		
14.000	0.000	0.000	0.000		1.49	-	-	0.000	0.000	0.000		1.55	-	-			0.000	0.000	0.000		0.073	-	-			0.000	0.000	0.000		0.111	-	-			0.140		
15.000	0.000	0.000	0.000		0.741	-	-	0.000	0.000	0.000		0.823	-	-			0.000	0.000	0.000		0.321	-	10			0.000	0.000	0.000		0.382	-	-			0.150		
16.000	0.000	0.000	0.000		0.283	-	-	0.000	0.000	0.000		0.361	-	-			0.000	0.000	0.000		0.864	-	-			0.000	0.000	0.000		0.921	-	-			0.160		
17.000	0.000	0.000	0.000		0.079	-	-	0.000	0.000	0.000		0.127	-	-			0.000	0.000	0.000		1.66	-	-			0.000	0.000	0.000		1.69	-	-			0.170		
18.000	0.000	0.000	0.000		0.017	-	-	0.000	0.000	0.000		0.036	-	-			0.000	0.000	0.000		2.61	-	-			0.000	0.000	0.000		2.61	-	-			0.180		
19.000	0.000	0.000	0.000		0.002	-	-	0.000	0.000	0.000		0.008	-	-			0.000	0.000	0.000		3.60	-	-			0.000	0.000	0.000		3.60	-	-			0.190		
20.000	0.000	0.000	0.000		0.001	-	-	0.000	0.000	0.000		0.002	-	-			0.000	0.000	0.000		4.60	-	-			0.000	0.000	0.000		4.60	-	-			0.200		
22.000	0.000	0.000	0.000		0.001	-	-	0.000	0.000	0.000		0.001	-	-			0.000	0.000	0.000		6.60	-	-			0.000	0.000	0.000		6.60	-	-			0.220		
24.000	0.000	0.000	0.000		0.001	-	-	0.000	0.000	0.000		0.001	-	-			0.000	0.000	0.000		8.60	-	-			0.000	0.000	0.000		8.60	-	-			0.240		
Totals:						0	0					0	0	0	0			0	10								0	0	0	0	0	0			0		
Number of Trades:						0						0		0					0.00								0		0			0			0		

OTE (CR)

(Contract Size: 100 Securities, Exercise Style: American, Physical Delivery)

Exercise Price	Call Options													Put Options																													
	November 2023						December 2023						Other Months		November 2023						December 2023						Other Months		Exercise Price														
	Open price	Price max	Price min	Last price	Closing price	Volume	Open Interest	Open price	Price max	Price min	Last price	Closing price	Volume	Open Interest	Volume	Open Interest	Open price	Price max	Price min	Last price	Closing price	Volume	Open Interest	Open price	Price max	Price min	Last price	Closing price		Volume	Open Interest	Volume	Open Interest										
9.200	0.000	0.000	0.000		3.86	-	-	0.000	0.000	0.000		3.88	-	-			0.000	0.000	0.000		0.001	-	-	0.000	0.000	0.000		0.001		-	-			0.000	0.000	0.000		0.001	-	-			0.092
9.600	0.000	0.000	0.000		3.46	-	-	0.000	0.000	0.000		3.48	-	-			0.000	0.000	0.000		0.001	-	-	0.000	0.000	0.000		0.001	-	-			0.000	0.000	0.000		0.001	-	-			0.096	
10.000	0.000	0.000	0.000		3.06	-	-	0.000	0.000	0.000		3.08	-	-			0.000	0.000	0.000		0.001	-	-	0.000	0.000	0.000		0.001	-	-			0.000	0.000	0.000		0.001	-	-			0.100	
11.000	0.000	0.000	0.000		2.07	-	-	0.000	0.000	0.000		2.09	-	-			0.000	0.000	0.000		0.001	-	-	0.000	0.000	0.000		0.011	-	-			0.000	0.000	0.000		0.011	-	-			0.110	
12.000	0.000	0.000	0.000		1.09	-	-	0.000	0.000	0.000		1.18	-	-			0.000	0.000	0.000		0.026	-	-	0.000	0.000	0.000		0.100	-	-			0.000	0.000	0.000		0.100	-	-			0.120	
13.000	0.000	0.000	0.000		0.348	-	-	0.000	0.000	0.000		0.510	-	-			0.000	0.000	0.000		0.282	-	2	0.000	0.000	0.000		0.425	-	-			0.000	0.000	0.000		0.425	-	-			0.130	
14.000	0.000	0.000	0.000		0.051	-	5	0.000	0.000	0.000		0.158	-	-			0.000	0.000	0.000		0.988	-	-	0.000	0.000	0.000		1.08	-	-			0.000	0.000	0.000		1.08	-	-			0.140	
15.000	0.000	0.000	0.000		0.003	-	-	0.000	0.000	0.000		0.035	-	5			0.000	0.000	0.000		1.95	-	5	0.000	0.000	0.000		1.96	-	-			0.000	0.000	0.000		1.96	-	-			0.150	
16.000	0.000	0.000	0.000		0.001	-	-	0.000	0.000	0.000		0.005	-	-			0.000	0.000	0.000		2.95	-	-	0.000	0.000	0.000		2.95	-	-			0.000	0.000	0.000		2.95	-	-			0.160	
17.000	0.000	0.000	0.000		0.001	-	-	0.000	0.000	0.000		0.001	-	-			0.000	0.000	0.000		3.95	-	-	0.000	0.000	0.000		3.95	-	-			0.000	0.000	0.000		3.95	-	-			0.170	
18.000	0.000	0.000	0.000		0.001	-	-	0.000	0.000	0.000		0.001	-	-			0.000	0.000	0.000		4.95	-	-	0.000	0.000	0.000		4.95	-	-			0.000	0.000	0.000		4.95	-	-			0.180	
19.000	0.000	0.000	0.000		0.001	-	-	0.000	0.000	0.000		0.001	-	-			0.000	0.000	0.000		5.95	-	-	0.000	0.000	0.000		5.95	-	-			0.000	0.000	0.000		5.95	-	-			0.190	
20.000						-	-	0.000	0.000	0.000		0.001	-	-								-	-	0.000	0.000	0.000		6.95	-	-			0.000	0.000	0.000		6.95	-	-			0.200	
22.000						-	-	0.000	0.000	0.000		0.001	-	-								-	-	0.000	0.000	0.000		8.95	-	-			0.000	0.000	0.000		8.95	-	-			0.220	
Totals:						0	5					0	5	0	0						0	7					0	0	0	0													
Number of Trades:						0						0		0								0.00						0		0													



PIRAEUS FINANCIAL HOLD (CR)

(Contract Size: 100 Securities, Exercise Style: American, Physical Delivery)

Call Options														Put Options																			
November 2023							December 2023							Other Months		November 2023							December 2023							Other Months		Exercise Price	
Open price	Price max	Price min	Last price	Closing price	Volume	Open Interest	Open price	Price max	Price min	Last price	Closing price	Volume	Open Interest	Volume	Open Interest	Open price	Price max	Price min	Last price	Closing price	Volume	Open Interest	Open price	Price max	Price min	Last price	Closing price	Volume	Open Interest	Volume	Open Interest		
0.950					-	-	0.000	0.000	0.000		1.96	-	-			-	-	0.000	0.000	0.000		0.001	-	-			-	-			0.010		
1.000					-	-	0.000	0.000	0.000		1.91	-	-			-	-	0.000	0.000	0.000		0.001	-	-			-	-			0.010		
1.100					-	-	0.000	0.000	0.000		1.81	-	-			-	-	0.000	0.000	0.000		0.001	-	-			-	-			0.011		
1.200					-	-	0.000	0.000	0.000		1.71	-	-			-	-	0.000	0.000	0.000		0.001	-	-			-	-			0.012		
1.300					-	-	0.000	0.000	0.000		1.61	-	-			-	-	0.000	0.000	0.000		0.001	-	-			-	-			0.013		
1.400					-	-	0.000	0.000	0.000		1.51	-	-			-	-	0.000	0.000	0.000		0.001	-	-			-	-			0.014		
1.500					-	-	0.000	0.000	0.000		1.41	-	-			-	-	0.000	0.000	0.000		0.001	-	-			-	-			0.015		
1.600					-	-	0.000	0.000	0.000		1.31	-	-			-	-	0.000	0.000	0.000		0.001	-	-			-	-			0.016		
1.700					-	-	0.000	0.000	0.000		1.21	-	-			-	-	0.000	0.000	0.000		0.001	-	-			-	-			0.017		
1.800	0.000	0.000	0.000		1.11	-	-	0.000	0.000	0.000		1.12	-	-			0.000	0.000	0.000		0.001	-	-			0.000	0.000	0.000		0.001	-	-	0.018
1.900	0.000	0.000	0.000		1.01	-	-	0.000	0.000	0.000		1.02	-	-			0.000	0.000	0.000		0.001	-	-			0.000	0.000	0.000		0.001	-	-	0.019
2.000	0.000	0.000	0.000		0.913	-	-	0.000	0.000	0.000		0.917	-	-			0.000	0.000	0.000		0.002	-	-			0.000	0.000	0.000		0.001	-	-	0.020
2.200	0.000	0.000	0.000		0.713	-	-	0.000	0.000	0.000		0.721	-	-			0.000	0.000	0.000		0.001	-	-			0.000	0.000	0.000		0.005	-	-	0.022
2.400	0.000	0.000	0.000		0.517	-	-	0.000	0.000	0.000		0.537	-	-			0.000	0.000	0.000		0.004	-	-			0.000	0.000	0.000		0.020	-	-	0.024
2.600	0.000	0.000	0.000		0.336	-	2	0.000	0.000	0.000		0.374	-	-			0.000	0.000	0.000		0.022	-	-			0.000	0.000	0.000		0.056	-	-	0.026
2.800	0.000	0.000	0.000		0.188	-	-	0.000	0.000	0.000		0.241	-	-			0.000	0.000	0.000		0.074	-	-			0.000	0.000	0.000		0.123	-	-	0.028
3.000	0.000	0.000	0.000		0.088	-	-	0.000	0.000	0.000		0.145	-	-			0.000	0.000	0.000		0.174	-	-			0.000	0.000	0.000		0.227	-	-	0.030
3.200	0.000	0.000	0.000		0.035	-	-	0.000	0.000	0.000		0.080	-	-			0.000	0.000	0.000		0.321	-	-			0.000	0.000	0.000		0.362	-	-	0.032
3.400	0.000	0.000	0.000		0.011	-	-	0.000	0.000	0.000		0.042	-	-			0.000	0.000	0.000		0.498	-	-			0.000	0.000	0.000		0.524	-	-	0.034
3.600	0.000	0.000	0.000		0.003	-	-	0.000	0.000	0.000		0.020	-	-			0.000	0.000	0.000		0.691	-	-			0.000	0.000	0.000		0.703	-	-	0.036
3.800	0.000	0.000	0.000		0.001	-	-	0.000	0.000	0.000		0.009	-	-			0.000	0.000	0.000		0.890	-	-			0.000	0.000	0.000		0.894	-	-	0.038
4.000	0.000	0.000	0.000		0.001	-	-	0.000	0.000	0.000		0.004	-	-			0.000	0.000	0.000		1.09	-	-			0.000	0.000	0.000		1.09	-	-	0.040
4.400	0.000	0.000	0.000		0.001	-	-	0.000	0.000	0.000		0.001	-	-			0.000	0.000	0.000		1.49	-	-			0.000	0.000	0.000		1.49	-	-	0.044
4.800	0.000	0.000	0.000		0.001	-	-	0.000	0.000	0.000		0.001	-	-			0.000	0.000	0.000		1.89	-	-			0.000	0.000	0.000		1.89	-	-	0.048
5.200					-	-	0.000	0.000	0.000		0.001	-	-			-	-	0.000	0.000	0.000		2.29	-	-			-	-			0.052		
Totals:					0	2						0	0	0	0						0	0						0	0	0	0		
Number of Trades:					0						0						0						0						0				

PPC (CR)

(Contract Size: 100 Securities, Exercise Style: American, Physical Delivery)

Call Options																Put Options																	
November 2023								December 2023								Other Months		November 2023						December 2023					Other Months		Exercise Price		
Exercise Price	Open price	Price max	Price min	Last price	Closing price	Volume	Open Interest	Open price	Price max	Price min	Last price	Closing price	Volume	Open Interest	Volume	Open Interest	Open price	Price max	Price min	Last price	Closing price	Volume	Open Interest	Open price	Price max	Price min	Last price	Closing price	Volume	Open Interest		Volume	Open Interest
4.400						-	-	0.000	0.000	0.000		4.88	-	-			-	-	0.000	0.000	0.000		0.001	-	-							0.044	
4.800						-	-	0.000	0.000	0.000		4.48	-	-			-	-	0.000	0.000	0.000		0.001	-	-							0.048	
5.200						-	-	0.000	0.000	0.000		4.09	-	-			-	-	0.000	0.000	0.000		0.001	-	-							0.052	
5.600						-	-	0.000	0.000	0.000		3.69	-	-			-	-	0.000	0.000	0.000		0.001	-	-							0.056	
6.000						-	-	0.000	0.000	0.000		3.29	-	-			-	-	0.000	0.000	0.000		0.001	-	-							0.060	
6.400						-	-	0.000	0.000	0.000		2.89	-	-			-	-	0.000	0.000	0.000		0.001	-	-							0.064	
6.800	0.000	0.000	0.000		2.48	-	-	0.000	0.000	0.000		2.49	-	-			0.000	0.000	0.000		0.001	-	-	0.000	0.000	0.000		0.005	-	-			0.068
7.200	0.000	0.000	0.000		2.08	-	-	0.000	0.000	0.000		2.11	-	-			0.000	0.000	0.000		0.001	-	-	0.000	0.000	0.000		0.015	-	-			0.072
7.600	0.000	0.000	0.000		1.68	-	-	0.000	0.000	0.000		1.73	-	-			0.000	0.000	0.000		0.005	-	-	0.000	0.000	0.000		0.038	-	-			0.076
8.000	0.000	0.000	0.000		1.30	-	-	0.000	0.000	0.000		1.38	-	-			0.000	0.000	0.000		0.019	-	-	0.000	0.000	0.000		0.087	-	-			0.080
8.400	0.000	0.000	0.000		0.942	-	-	0.000	0.000	0.000		1.06	-	-			0.000	0.000	0.000		0.061	-	-	0.000	0.000	0.000		0.170	-	-			0.084
8.800	0.000	0.000	0.000		0.630	-	-	0.000	0.000	0.000		0.789	-	-			0.000	0.000	0.000		0.149	-	20	0.000	0.000	0.000		0.295	-	-			0.088
9.200	0.000	0.000	0.000		0.388	-	-	0.000	0.000	0.000		0.563	-	-			0.000	0.000	0.000		0.307	-	25	0.000	0.000	0.000		0.468	-	-			0.092
9.600	0.000	0.000	0.000		0.217	-	-	0.000	0.000	0.000		0.386	-	-			0.000	0.000	0.000		0.536	-	-	0.000	0.000	0.000		0.691	-	-			0.096
10.000	0.000	0.000	0.000		0.109	-	10	0.000	0.000	0.000		0.255	-	-			0.000	0.000	0.000		0.828	-	-	0.000	0.000	0.000		0.960	-	-			0.100
11.000	0.000	0.000	0.000		0.013	-	-	0.000	0.000	0.000		0.078	-	-			0.000	0.000	0.000		1.74	-	-	0.000	0.000	0.000		1.79	-	-			0.110
12.000	0.000	0.000	0.000		0.001	-	-	0.000	0.000	0.000		0.019	-	-			0.000	0.000	0.000		2.73	-	-	0.000	0.000	0.000		2.74	-	-			0.120
13.000	0.000	0.000	0.000		0.001	-	-	0.000	0.000	0.000		0.004	-	-			0.000	0.000	0.000		3.73	-	-	0.000	0.000	0.000		3.73	-	-			0.130
14.000	0.000	0.000	0.000		0.001	-	-	0.000	0.000	0.000		0.001	-	-			0.000	0.000	0.000		4.73	-	-	0.000	0.000	0.000		4.73	-	-			0.140
15.000	0.000	0.000	0.000		0.001	-	-	0.000	0.000	0.000		0.001	-	-			0.000	0.000	0.000		5.73	-	-	0.000	0.000	0.000		5.73	-	-			0.150
16.000						-	-	0.000	0.000	0.000		0.001	-	-			-	-	0.000	0.000	0.000		6.73	-	-								0.160
Totals:						0	10						0	0	0			0	45					0	0					0	0		
Number of Trades:						0							0	0					0.00					0					0				

Lending Products	Underlying Title	Multilateral Transactions[1]					Bilateral Transactions[2]		Stock Borrowing through OTC (volume)[3]	
		Open Interest[5]	Volume(Offered)	Average Weighted	Transactions volume	Average Weighted	Transactions Volume	Average Weighted	Transactions Volume	
ADMIEBOR	ADMIE (IPTO) HOLDING S.A. (CR)	---	---	---	---	---	---	---	198,469	
AEGNBOR	AEGEAN AIRLINES (CR)	16,872	---	---	---	---	---	---	164,977	
ALPHABOR	ALPHA SERVICES HOLD (CR)	---	---	---	---	---	---	---	59,550,425	
OTOELBOR	AUTOHELLAS SA (CR)	2,000	---	---	---	---	---	---	149,411	
AVAXBOR	AVAX S.A. (CR)	---	---	---	---	---	---	---	---	
EEEBOR	CC HBC AG (CR)	6,889	---	---	---	---	---	---	47,768	
CENERBOR	CENERGY HOLDINGS (CB)	790	---	---	---	---	---	---	43,757	
ELLAKTORBOR	ELLAKTOR (CR)	7,681	---	---	---	---	---	---	121,582	
ELHABOR	ELVALHALCOR (CR)	788	---	---	---	---	---	---	66,887	
EUROBBOR	EUROBANK HOLDINGS (CR)	15,000	---	---	---	---	---	---	34,120,608	
EYDAPBOR	EYDAP S.A. (CR)	845	---	---	---	---	---	---	254,813	
FFGRPBOR	FOLLI FOLLIE (CR)	---	---	---	---	---	---	---	886,279	
FOYRKBOR	FOURLIS (CR)	230	---	---	---	---	---	---	11,123	
GEKTERNABOR	GEK TERNA (CR)	---	---	---	---	---	---	---	4,698	
SARBOR	GR. SARANTIS S.A. (CR)	1,947	---	---	---	---	---	---	43,279	
EXAEBOR	HELLENIC EXCHANGES-A.S.E. (CR)	5,450	---	---	---	---	---	---	167,047	
ELPEBOR	HELLENIQ ENERGY (CR)	3,200	---	---	---	---	---	---	313,136	
INTRKBOR	INTRACOM HOLDINGS (CR)	---	---	---	---	---	---	---	---	
INKATBOR	INTRAKAT (CR)	---	---	---	---	---	---	---	---	
BELABOR	JUMBO SA (CR)	2,575	---	---	---	---	---	---	196,303	
LAMDABOR	LAMDA DEVELOPMENT SA (CR)	400	---	---	---	---	---	---	558,547	
MIGBOR	MIG (CR)	1,661	---	---	---	---	---	---	40,179	
MOHBOR	MOTOR OIL (CR)	23,081	---	---	---	---	---	---	476,803	
MYTILBOR	MYTILINEOS (CR)	6,961	---	---	300	4.88%	---	---	159,714	
ETEBOR	NATIONAL BANK (CR)	---	---	---	---	---	---	---	10,497,758	
OPAPBOR	OPAP (CR)	2,000	---	---	---	---	---	---	1,567,417	
HTOBOR	OTE (CR)	1,750	---	---	---	---	---	---	1,654,776	
PPABOR	P.P.A. S.A. (CR)	500	---	---	---	---	---	---	67,981	
TPEIRBOR	PIRAEUS FINANCIAL HOLD (CR)	5,000	---	---	---	---	---	---	1,371,061	
PPCBOR	PPC (CR)	2,000	---	---	---	---	---	---	1,278,881	
QUALBOR	QUALITY & RELIABILITY SA (CR)	---	---	---	---	---	---	---	---	

## Stock Lending Notes

[1] - Multilateral contracts Lending or Borrowing as per Methods 8-1, 8-2 and 8-3-3 (According to ATHEX BoD Resolution No.17)

[2] - Bilateral Contracts Lending or Borrowing as per Methods 8-3-1 and 8-3-2 (According to ATHEX BoD Resolution No.20 )

[3] - The information concerning OTC Stock Borrowing Transactions is based on the statements of the Dematerialised Securities System (DSS) operators involved and refers to volumes that have been registered up until the previous working day.

[4] - Average Price (Volume weighted)

[5] - The Data concerning Open Interest before the start of trading session

Lending Products	Underlying Title	Open Interest[5]	Multilateral Transactions[1]				Bilateral Transactions[2]		Stock Borrowing through OTC (volume)[3]	
			Volume(Offered)	Average Weighted	Transactions volume	Average Weighted	Transactions Volume	Average Weighted	Transactions Volume	Transactions Volume
QUESTBOR	QUEST HOLDINGS (CR)	359	---	---	---	---	---	---	46,564	
TENERGYBOR	TERNA ENERGY (CR)	---	---	---	---	---	---	---	291,600	
TITCBOR	TITAN CEMENT (CB)	2,368	---	---	---	---	---	---	267,879	
VIOBOR	VIOHALCO SA/NV (CB)	744	---	---	---	---	---	---	---	

## Stock Lending Notes

[1] - Multilateral contracts Lending or Borrowing as per Methods 8-1, 8-2 and 8-3-3 (According to ATHEX BoD Resolution No.17)

[2] - Bilateral Contracts Lending or Borrowing as per Methods 8-3-1 and 8-3-2 (According to ATHEX BoD Resolution No.20 )

[3] - The information concerning OTC Stock Borrowing Transactions is based on the statements of the Dematerialised Securities System (DSS) operators involved and refers to volumes that have been registered up until the previous working day.

[4] - Average Price (Volume weighted)

[5] - The Data concerning Open Interest before the start of trading session

## Sectors codification for listed companies

12003-	ETF	10101010	Computer Services
10101015	Software	10102030	Computer Hardware
15101010	Telecommunications Equipment	15102015	Telecommunications Services
20101010	Health Care Facilities	20101025	Health Care Services
20102010	Medical Equipment	20103015	Pharmaceuticals
30101010	Banks	30202000	Diversified Financial Services
30202010	Asset Managers & Custodians	30202015	Investment Services
30204000	Closed End Investments	30302010	Full Line Insurance
30302015	Insurance Brokers	30302025	Property and Casualty Insurance
35101010	Real Estate Holding and Development	35101015	Real Estate Services
35102000	Diversified REITs	35102030	Office REITs
40201040	Rental & Leasing Services: Consumer	40202010	Home Construction
40202015	Household Furnishings	40202020	Household Appliance
40203040	Electronic Entertainment	40204020	Clothing & Accessories
40301010	Entertainment	40301030	Publishing
40301035	Radio & TV Broadcasters	40401010	Diversified Retailers
40401020	Apparel Retailers	40401025	Home Improvement Retailers
40401030	Specialty Retailers	40501010	Airlines
40501015	Travel & Tourism	40501020	Casinos & Gambling
40501025	Hotels & Motels	45101015	Distillers & Vintners
45101020	Soft Drinks	45102010	Farming Fishing Ranching & Plantations
45102020	Food Products	45103010	Tobacco
45201010	Food Retailers & Wholesalers	45201020	Personal Products
50101010	Construction	50101020	Building Roof/Wallboard and Plumbing
50101030	Cement	50101035	Building Materials: Other
50202010	Electrical Components	50203000	Diversified Industrials
50203015	Plastics	50203030	Containers & Packaging
50204000	Machinery: Industrial	50204020	Machinery: Construction & Handling
50205010	Industrial Suppliers	50205020	Back Office Support HR & Consulting
50205030	Forms & Bulk Printing Services	50206015	Commercial Vehicles & Parts
50206030	Marine Transportation	50206060	Transportation Services
55101000	Diversified Materials	55101020	Textile Products
55102000	General Mining	55102010	Iron & Steel
55102015	Metal Fabricating	55102035	Aluminum
60101020	Oil Refining and Marketing	65101010	Alternative Electricity
65101015	Conventional Electricity	65102030	Water



**ATHEX**  
Athens Stock Exchange

Λεωφ. Αθηνών 110 104 42 Αθήνα  
110, Athinon Ave. GR 104 42 Athens  
tel. (+30)210-33.66.800, fax (+30)210-33.66.101  
[www.athexgroup.gr](http://www.athexgroup.gr)