


23

Ημερήσιο Δελτίο  
Συναλλακτικής Δραστηριότητας

Daily Official List  
of Trading Activity

Friday, 20 October, 2023  
Year: 144 Trading Day No: 201



**ATHEXGROUP**  
Athens Exchange Group

**Disclaimer:**

Hellenic Exchanges-Athens Stock Exchange S.A endeavours to ensure that the data and other material ("Information") presented on the Daily Official List are accurate and complete, but it is not liable for any errors or omissions of data or /and for the accuracy, credibility, updating and completeness of the aforesaid information nor it has any liability arising directly or indirectly from the use of the above Information.

The Company is not liable for the accuracy of the data included in listed companies' announcements. Only the sender of such an announcement is fully and solely liable for any infringement of third party's rights from the content of such announcement. All contents of the Daily Official List are provided only for information purposes and do not constitute investment advice or solicitation to invest in securities or other products listed for trading on the Exchange.

You acknowledge and agree that the Company is the owner of any property rights related to any Information appearing on the Daily Official List including intellectual property rights copyright, trademarks, etc.

The above data are a property of the Hellenic Exchanges-Athens Exchange and are copyright protected. Users are forbidden to reproduce, modify, copy, sale, transmit or redistribute, by all reproduction means and methods, part or the whole of the above data, without reference to their source.

The commercial exploitation of these data is, also, forbidden by third parties. Hellenic Exchanges-Athens Exchange does not carry any responsibility, direct or indirect, derived from usage or accidental alteration of the above data when used by third parties.

---

**Hellenic Exchanges – Athens Stock Exchange S.A.**

110 Athinon Ave., 10442 Athens, Tel: (210) 33.66.800, Fax: (210) 32.13.938

[www.athexgroup.gr](http://www.athexgroup.gr)

---

**Thessalonica Stock Exchange Center (T.S.E.C)**

16-18 Katouni Str., Thessalonica 546 25 Tel: (2310) 567.667, Fax: (2310) 530.545

---

**Athex Members Guarantee Fund**

14-16 Fidiou Str., Athens 106 78, Tel: (210) 33.04.682, Fax: (210) 33.04.155

---

**Hellenic Republic Capital Market Commission**

1 Kolokotroni Str. & 1 Stadiou Str., Athens 10562 Tel: (210) 33.77.100 Fax: (210) 33.77.173

---

**Table of Contents**

---

**Section 1: Statistical Figures of Securities, Derivatives and Lending**

Summary of Markets

Athex Indices

Analytic Figures for Athex Market's Boards and Categories

Trading Details by Athex Sectors and Financial Instruments (ETFs)

Top 10 best &amp; worst performing Shares

Derivatives Summary

**Section 2: Analytic Figures of Shares Transactions**

Analytic Figures of Shares Transactions

Shares' Notes

**Section 3: Figures of Securities Transactions**

Securities Blocks Details

Shares Rights Details

Stock Borrowing

Forced Sales Details

Forced Sales Registered Shares

Exchange Traded Funds (ETFs) Characteristics

**Section 5: Bonds traded in Fixed Income Assets Market**

Convertible Corporate Bonds - Regulated Market

Non Convertible Corporate Bonds - Regulated Market

Government Bonds

Treasury Bills &amp; Zero Coupon Government Bonds

Government Bonds Traded with the Open Outcry Method

State Banks Bonds

**Section 6: Additional Infos**

Athex &amp; ATHEXClear Members List

List of Stocks under Market Making operations

**Section 7: Derivatives Market Analytic Figures**

Index Futures

Stock Futures

Index Options

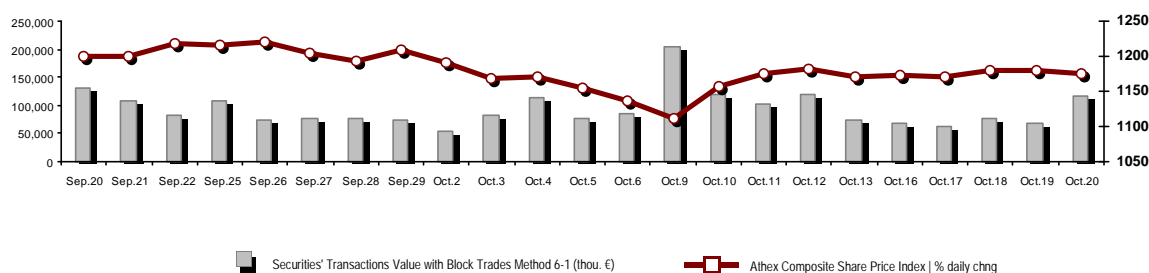
Stock Options

Stock Lending Analytic Figures

**Appendix A: Sectors codification for listed companies**

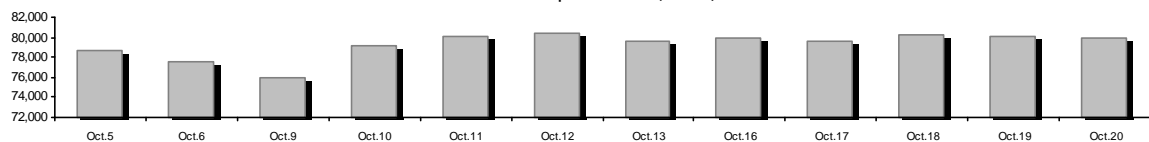
## Summary of Markets

Athex Composite Share Price Index vs Shares and Derivatives Transactions Value

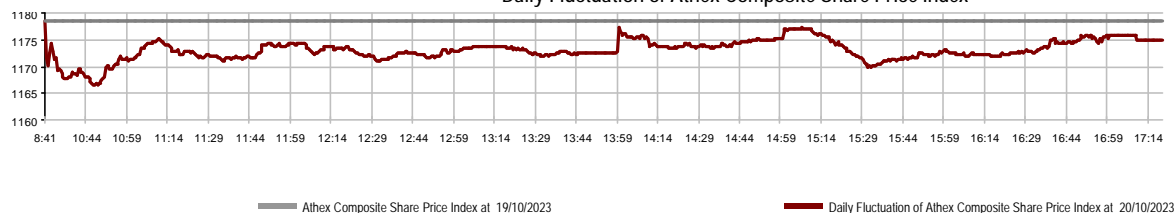


Athex Capitalisation (mill. €) **:	79,927.28		Derivatives Total Open Interest	438,908
Daily change: mill. €   %	-181.19	-0.23%	in Index Futures   % daily chng	5,422 -2.53%
Yearly Avg Capitalisation: mill. €   % chng prev year Avg	79,370.71	25.87%	in Stock Futures   % daily chng	429,671 0.75%
Athex Composite Share Price Index   % daily chng	1,174.91	-0.31%	in Index Options   % daily chng	2,291 0.26%
Athex Composite Share Price Index Capitalisation (mill. €)	72,429.20		in Stock Options   % daily chng	1,524 0.33%
Daily change (mill. €)	-177.88			
Securities' Transactions Value with Block Trades Method 6-1 (t	116,039.81		Derivatives Contracts Volume:	19,529
Daily change: %	48,453.43	71.69%	Daily change: pieces   %	-1,173 -5.67%
YtD Avg Trans. Value: thou. €   % chng prev year Avg	104,546.65	44.70%	YtD Avg Derivatives Contracts % chng prev year Avg	45,347 32.01%
Blocks Transactions Value of Method 6-1 (thou. €)	11,902.24		Derivatives Trades Number:	1,544
Blocks Transactions Value of Method 6-2 & 6-3 (thou. €)	16.75		Daily change: number   %	405 35.56%
Bonds Transactions Value (thou.€)	337.95		YtD Avg Trades number % chng prev year Avg	2,383 15.99%
Securities' Transactions Volume with Block Trades Method 6-1 (tho	24,077.50		Lending Total Open Interest	97,991
Daily change: thou. pieces   %	5,232.68	27.77%	Daily change: pieces   %	-679 -0.69%
YtD Avg Volume: % chng prev year Avg	33,660.82	18.73%	Lending Volume (Multilateral/Bilateral)	500
Blocks Transactions Volume of Method 6-1 (thou. Pieces)	1,042.55		Daily change: pieces   %	-1,500
Blocks Transactions Volume of Method 6-2 & 6-3 (thou. Pieces)	2.45		Multilateral Lending	500
Bonds Transactions Volume	360,000		Bilateral Lending	0
Securities' Trades Number with Block Trades Method 6-1	32,220		Lending Trades Number:	1
Daily change: number   %	4,367	15.68%	Daily change: %	-1
YtD Avg Trades number % chng prev year Avg	36,362	23.61%	Multilateral Lending Trades Number	1
Number of Blocks Method 6-1	11		Bilateral Lending Trades Number	0
Number of Blocks Method 6-2 & 6-3	4			
Number of Bonds Transactions	138			

Athex Capitalisation (mill. €) \*\*



Daily Fluctuation of Athex Composite Share Price Index



## Athex Indices

Index name	20/10/2023	19/10/2023	pts.	%	Min	Max	Year min	Year max	Year change
Athex Composite Share Price Index	1,174.91 €	1,178.59	-3.68	-0.31%	1,166.48	1,178.59	929.79	1,351.68	26.36% #
Athex ESG Index	1,354.00 €	1,354.77	-0.77	-0.06%	1,340.09	1,357.21	1,057.52	1,541.00	28.02% #
FTSE/Athex Large Cap	2,884.56 €	2,885.64	-1.08	-0.04%	2,853.94	2,891.61	2,250.77	3,280.71	28.12% #
FTSE/Athex Mid Cap Index	1,896.60 €	1,908.76	-12.16	-0.64%	1,889.04	1,908.76	1,411.43	2,224.46	34.37% #
FTSE/ATHEX High Dividend Yield Index	3,488.80 €	3,510.57	-21.77	-0.62%	3,477.34	3,510.57	3,028.28	4,088.01	15.21% #
FTSE/ATHEX Global Traders Index Plus	3,590.56 #	3,587.38	3.18	0.09%	3,540.12	3,598.51	2,616.09	4,115.43	37.25% #
FTSE/ATHEX Mid & Small Cap Factor-Weighted Ind	5,041.63 €	5,080.44	-38.81	-0.76%	5,005.15	5,080.44	4,353.12	5,946.34	14.70% #
ATHEX Select Index Plus	3,995.32 €	4,032.37	-37.05	-0.92%	3,979.40	4,032.37	3,071.06	4,762.60	30.10% #
ATHEX Select Index	5,730.75 €	5,770.26	-39.51	-0.68%	5,719.31	5,770.26	4,343.88	7,125.71	31.93% #
FTSE/Athex Market Index	685.86 €	686.54	-0.68	-0.10%	679.44	687.43	539.21	780.89	27.16% #
Athex Composite Index Total Return Index	2,124.75 €	2,131.41	-6.66	-0.31%	2,109.51	2,131.41	1,641.17	2,440.14	29.47% #
FTSE/Athex Large Cap Total Return	4,724.17 €	4,725.94	-1.77	-0.04%			3,623.42	5,338.50	31.19% #
FTSE/Athex Mid Cap Total Return	2,552.55 €	2,568.92	-16.37	-0.64%			1,881.61	2,956.50	37.41% #
Hellenic Mid & Small Cap Index	1,710.91 €	1,717.93	-7.02	-0.41%	1,698.00	1,717.93	1,365.14	2,011.62	25.33% #
FTSE/Athex Banks	943.00 #	939.48	3.52	0.37%	922.26	946.90	640.09	1,117.78	47.21% #
FTSE/Athex Financial Services	1,129.12 €	1,136.53	-7.41	-0.65%	1,115.53	1,136.53	672.72	1,514.55	64.74% #
FTSE/Athex Industrial Goods & Services	7,976.38 #	7,850.83	125.55	1.60%	7,689.98	8,002.44	4,603.86	8,651.06	71.96% #
FTSE/Athex Retail	1,120.85 €	1,137.60	-16.75	-1.47%	1,109.20	1,139.62	901.21	1,375.58	24.37% #
FTSE/ATHEX Real Estate	4,024.79 €	4,066.77	-41.98	-1.03%	3,984.82	4,067.60	3,750.22	4,816.41	-1.19% €
FTSE/Athex Consumer Goods & Services	13,774.87 #	13,732.68	42.19	0.31%	13,535.15	13,896.34	8,974.47	16,184.74	50.42% #
FTSE/Athex Food & Beverage	9,145.05 €	9,202.97	-57.92	-0.63%	9,033.34	9,382.83	8,101.49	11,188.59	8.02% #
FTSE/Athex Basic Resources	7,298.14 €	7,350.90	-52.76	-0.72%	7,229.03	7,350.90	6,463.31	10,590.89	12.46% #
FTSE/Athex Construction & Materials	4,237.39 €	4,274.64	-37.25	-0.87%	4,199.88	4,274.64	3,204.90	4,808.27	32.22% #
FTSE/Athex Energy	5,104.32 €	5,123.36	-19.04	-0.37%	5,051.17	5,149.61	4,689.99	5,856.79	1.48% #
FTSE/Athex Travel & Leisure	2,701.50 €	2,728.86	-27.36	-1.00%	2,701.50	2,741.14	2,196.17	3,051.18	21.84% #
FTSE/Athex Technology	2,718.41 €	2,746.61	-28.20	-1.03%	2,702.47	2,748.68	2,047.81	3,153.87	32.33% #
FTSE/Athex Telecommunications	3,748.52 €	3,779.34	-30.82	-0.82%	3,726.22	3,854.37	3,511.53	4,415.99	-7.94% €
FTSE/Athex Utilities	4,974.02 €	5,017.18	-43.16	-0.86%	4,942.14	5,017.18	4,598.77	6,190.27	8.16% #
FTSE/Athex Health Care	393.47 €	393.56	-0.09	-0.02%	384.30	395.66	380.60	504.88	-6.07% €
FTSE/Athex Personal Products	7,615.35 #	7,441.34	174.01	2.34%	7,384.14	7,634.79	6,441.87	8,386.11	15.27% #
Athex All Share Index	276.98 €	277.59	-0.61	-0.22%	276.98	276.98	231.11	314.56	20.30% #
MSCI GREECE REBASED	4,631.86 #	4,623.16	8.70	0.19%	4,562.64	4,645.97	4,125.04	5,209.29	--- -
Hellenic Corporate Bond Index	125.10 #	125.04	0.05	0.04%			118.78	125.48	5.13% #
Hellenic Corporate Bond Price Index	88.05 #	88.02	0.03	0.03%			85.96	88.73	2.12% #

Note 1: FTSE/Med 100, Hellenic Corporate Bond Price Index and Hellenic Corporate Bond Index closing prices refer to the previous trading day of 18/10/2023.

Note 2: The Hellenic Mid & Small Cap Index is a Customized index calculated by the Athens Exchange.

## Analytic Figures for Athex Market's Boards and Categories

	Total Traded Securities	Main Market	Surveillance	Exchange Traded Funds (ETFs)
Totals	119	110	8	1
Gain / Lose / Same:	29 / 66 / 24	28 / 62 / 20	1 / 3 / 4	0 / 1 / 0
Athex Capitalisation (mill. €) **	79,927.28	79,371.63	555.65	
Daily Average Trans/ons Value(thou.€)	104,546.65	104,271.43	258.32	60.63
Transactions Value	116,056.56	115,396.80	486.77	172.99
Main Board:	104,137.57	103,477.86	486.72	172.99
Blocks Board 6_2_3:	11,919.00	11,918.94	0.05	0.00
Forced Sales Board:	0.00	0.00	0.00	0.00
Special Terms Board:	0.00	0.00	0.00	0.00
Daily Average Transactions Volume	33,660,816	32,608,119	1,056,090	2,119
Transactions Volume	24,079,951	20,265,760	3,808,170	6,021
Main Board:	23,034,951	19,221,504	3,807,426	6,021
Blocks Board 6_2_3:	1,045,000	1,044,256	744	0
Forced Sales Board:	0	0	0	0
Special Terms Board:	0	0	0	0
Daily Average Number of Trades	36,362	36,146	214	3
Number of Trades	32,224	31,812	408	4
Main Board:	32,209	31,798	407	4
Blocks Board 6_2_3:	15	14	1	0
Forced Sales Board:	0	0	0	0
Special Terms Board:	0	0	0	0

## Trading Details by Athex Sectors and Financial Instruments (ETFs)

Code	Sectors	Gain / Lose / Same	Number of Trades	Transactions Volume	Transactions Value	% of Total Trans. Value
3010	- Banks	4 / 1 / 2	9,132	12,769,855	26,069,924.79	22.49%
5510	- Basic Resources	2 / 7 / 3	822	269,374	788,655.52	0.68%
5010	- Construction & Materials	4 / 6 / 3	2,234	1,006,240	4,755,964.48	4.10%
4020	- Consumer Products & Services	1 / 5 / 0	365	255,579	1,584,161.83	1.37%
6010	- Energy	0 / 4 / 0	1,539	226,979	3,568,543.36	3.08%
12000	- Financial Instruments	0 / 1 / 0	4	6,021	172,985.64	0.15%
3020	- Financial Services	1 / 2 / 2	371	114,152	523,769.03	0.45%
4510	- Food Beverage & Tobacco	2 / 3 / 1	282	45,333	1,114,274.52	0.96%
2010	- Health Care	1 / 1 / 1	136	113,637	82,960.13	0.07%
5020	- Industrial Goods & Services	5 / 8 / 3	4,267	719,873	17,633,669.20	15.21%
3030	- Insurance	0 / 1 / 0	130	30,250	115,344.71	0.10%
4030	- Media	0 / 1 / 0	24	111,360	58,744.78	0.05%
4520	- Personal Care, Drug & Grocery Stores	2 / 0 / 1	215	152,903	1,061,091.35	0.92%
3510	- Real Estate	1 / 4 / 5	720	200,059	977,736.72	0.84%
4040	- Retail	1 / 5 / 1	1,293	144,598	2,435,103.23	2.10%
1010	- Technology	3 / 8 / 0	915	205,877	781,791.16	0.67%
1510	- Telecommunications	0 / 2 / 0	1,197	345,951	4,652,755.90	4.01%
4050	- Travel & Leisure	1 / 3 / 2	3,868	1,875,616	18,859,719.07	16.27%
6510	- Utilities	1 / 4 / 0	4,462	2,418,414	30,662,891.68	26.46%

## Top 10 best &amp; worst performing Shares

## Main Market

With positive Price change			With negative Price change		
	Closing price	change		Closing price	change
BIOKARPET S.A.(CR)	2.16	8.27% #	ELVE SA (CR)	4.66	-6.80% €
INTERTECH SA (CR)	1.305	6.97% #	QUALITY & RELIABILITY SA (CR)	0.5	-5.66% €
ELASTRON (CR)	2.57	6.20% #	VARVERIS - MODA BAGNO SA (CR)	1.03	-4.63% €
PAPOUTSANIS (CR)	2.1	6.06% #	INTERLIFE G.C.I.(CR)	3.81	-4.51% €
ATTICA BANK S.A. (CR)	11.48	4.17% #	PROFILE SA (CR)	3.65	-3.69% €
MIG (CR)	3.64	3.70% #	GEN. COMMERCIAL & IND.SA (CR)	1.485	-3.57% €
ATTICA HOLDINGS (CR)	2.7	2.27% #	MEDICON S.A (CR)	2.98	-3.56% €
GR. SARANTIS S.A. (CR)	7.68	2.13% #	EKTER SA (CR)	2.8	-3.45% €
MYTILINEOS (CR)	35.84	1.82% #	MOTODYNAMICS S.A. (CR)	2.56	-3.40% €
INTERWOOD-XYLEMPORIA (CR)	0.315	1.61% #	AEGEAN AIRLINES (CR)	9.8	-3.16% €
With the highest Transactions Value			With the highest Transactions Volume		
	Value (thou. €)	change		Volume	change
TERNA ENERGY (CR)	27,154.78	0.70% #	ALPHA SERVICES HOLD (CR)	6,714,634	0.00% -
OPAP (CR)	16,603.96	-0.73% €	EUROBANK HOLDINGS (CR)	2,860,321	0.66% #
MYTILINEOS (CR)	16,500.54	1.82% #	TERNA ENERGY (CR)	1,876,881	0.70% #
ALPHA SERVICES HOLD (CR)	8,542.09	0.00% -	PIRAEUS FINANCIAL HOLD (CR)	1,695,808	-1.04% €
NATIONAL BANK (CR)	7,706.43	1.30% #	NATIONAL BANK (CR)	1,417,056	1.30% #
PIRAEUS FINANCIAL HOLD (CR)	4,849.62	-1.04% €	OPAP (CR)	1,098,232	-0.73% €
OTE (CR)	4,649.05	-0.81% €	MYTILINEOS (CR)	463,527	1.82% #
EUROBANK HOLDINGS (CR)	4,348.30	0.66% #	OTE (CR)	345,343	-0.81% €
MOTOR OIL (CR)	3,013.86	-0.26% €	PPC (CR)	313,426	-1.42% €
PPC (CR)	2,840.50	-1.42% €	ELLAKTOR (CR)	241,272	-2.94% €

Note: Stocks that are not included in the "Under Supervision" category, and the transactions value is more than 10,000 €.

## Derivatives Summary

	Number of Trades	Volume	Open Interest
<b>Index Futures</b>	<b>322</b>	<b>2,064</b>	<b>5,422</b>
FTSE/Athex Banks	6	22	1,964
FTSE/Athex Large Cap	316	2,042	3,353
MSCI GREECE REBASED	0	0	105
<b>Stock Futures</b>	<b>1,198</b>	<b>17,169</b>	<b>429,671</b>
ADMIE (IPTO) HOLDING S.A. (CR)	11	99	21,221
AEGEAN AIRLINES (CR)	180	708	4,952
ALPHA SERVICES HOLD (CR)	179	9,447	190,161
AUTOHELLAS SA (CR)	0	0	76
AVAX S.A. (CR)	2	21	1,391
CC HBC AG (CR)	6	14	439
CENERGY HOLDINGS (CB)	15	75	5,606
ELLAKTOR (CR)	4	35	586
ELVALHALCOR (CR)	4	12	1,393
EUROBANK HOLDINGS (CR)	80	2,405	34,038
EYDAP S.A. (CR)	1	1	2,381
FOURLIS (CR)	0	0	585
GEK TERNA (CR)	7	33	6,026
HELLENIC EXCHANGES-A.S.E. (CR)	9	46	8,103
HELLENIQ ENERGY (CR)	39	122	1,514
INTRACOM HOLDINGS (CR)	2	7	4,469
INTRAKAT (CR)	18	145	5,672
JUMBO SA (CR)	11	39	630
LAMDA DEVELOPMENT SA (CR)	16	49	5,758
MIG (CR)	5	25	49
MOTOR OIL (CR)	3	33	1,160
MYTILINEOS (CR)	62	155	2,494
NATIONAL BANK (CR)	152	1,104	18,146
OPAP (CR)	28	64	2,791
OTE (CR)	18	153	5,501
P.P.A. S.A. (CR)	0	0	202
PIRAEUS FINANCIAL HOLD (CR)	130	1,558	64,272
PPC (CR)	62	274	19,454
QUEST HOLDINGS (CR)	1	5	100
TERNA ENERGY (CR)	92	305	15,070
TITAN CEMENT (CB)	5	11	658
VIOHALCO SA/NV (CB)	56	224	4,773
<b>Index Options</b>	<b>21</b>	<b>286</b>	<b>2,291</b>
FTSE/Athex Large Cap	21	286	2,291
<b>Stock Options</b>	<b>3</b>	<b>10</b>	<b>1,524</b>
ALPHA SERVICES HOLD (CR)	0	0	0
NATIONAL BANK (CR)	0	0	627
OPAP (CR)	0	0	141
OTE (CR)	0	0	80
PIRAEUS FINANCIAL HOLD (CR)	0	0	11
PPC (CR)	3	10	665
<b>Total Derivatives Traded</b>	<b>1,544</b>	<b>19,529</b>	<b>438,908</b>



Number of Outstanding Securities	Nominal Value	Dividends [1] 2020 2021 2022	Date of Last Dividend [2]	Last Coupon Right	Note	Shares	Closing price	% change	Previous closing price/date	Open price	Price min	Price max	Last price	Avg price	Last Bid [7]	Last Ask [7]	P/E after tax	Year	Volume	Trades	Transactions Value[8]	Company Mkt Value (thou. €)	Year low	Year high	Sector[4]	
2,351,697,671	0.290	---	---	---	07/04/2008	18/04/2017	---	---	1.27	19/10/2023	1.26	1.2465	1.288	1.27	1.272	1146@1.27	21663@1.27	---	---	6,714,634	3,089	8,542,092.40	2,986,656.04	1.0015	1.682	30101010
36,353,868	1.00	---	---	(0.025)	10/07/2023	21/08/2023	---	---	5.95	19/10/2023	6	5.9	6	5.95	5.941	550@5.85	748@5.95	---	---	3,490	50	20,733.90	216,305.51	5.2	7.7	10101010
48,624,764	0.080	0.23	0.46	0.65	24/04/2023	05/12/2022	---	---	12.84	19/10/2023	12.9	12.7	12.9	12.84	12.842	282@12.80	1000@12.88	---	---	119,549	193	1,535,285.50	624,341.97	10.06	14.76	40201040
190,162,681	---	---	---	0.05	19/06/2023	07/12/2016	---	---	5.7	19/10/2023	5.72	5.6	5.73	5.7	5.695	15@5.69	2001@5.71	---	---	119,002	392	677,770.30	1,083,927.28	3.015	7.4	50202010
372,553,049	6.70	0.64	0.71	0.78	25/05/2023	29/04/2013	---	---	24.35	19/10/2023	24.99	24.05	24.99	24.35	24.336	1232@24.35	1@24.42	---	---	37,319	199	908,198.88	9,071,666.74	21.54	29.91	45101020
54,200,000	0.075	---	0.035	0.074	18/07/2023	23/11/2021	---	---	9.5	19/10/2023	9.37	9.28	9.6	9.5	9.508	170@9.31	20@9.56	---	---	14,476	164	137,638.73	514,900.00	6.2	12	10101015
3,716,479,777	0.220	---	---	---	02/05/2008	20/05/2019	---	---	1.53	19/10/2023	1.503	1.492	1.532	1.53	1.52	18403@1.53	3913@1.53	---	---	2,860,321	1,965	4,348,297.95	5,686,214.06	1.0495	1.72	30101010
52,131,944	1.00	---	0.1102	0.11	29/06/2023	23/07/2019	---	---	4.14	19/10/2023	4.19	4.075	4.19	4.14	4.129	219@4.08	103@4.14	---	---	19,808	137	81,795.37	215,826.25	3.26	5	40401010
305,635,185	2.18	0.1	0.1	0.3	28/06/2023	01/10/2003	---	---	6.95	19/10/2023	6.96	6.84	6.99	6.95	6.913	14@6.92	10@6.96	---	---	74,999	470	518,486.26	2,124,164.54	6.55	8.68	60101020
83,600,000	0.760	---	---	---	03/07/2007	17/07/2023	---	---	1.95	19/10/2023	1.98	1.95	2	1.95	1.976	3280@1.95	800@1.98	---	---	70,472	122	139,249.03	163,020.00	1.678	2.39	10101010
160,523,985	0.300	---	---	---	12/08/2008	30/12/2022	---	---	2.98	19/10/2023	2.95	2.92	2.98	2.98	2.959	800@2.97	34860@2.98	---	---	213,063	209	630,459.73	478,361.48	1.366	3.31	50101010
136,059,759	0.880	0.77	0.77	0.322	23/08/2023	05/03/2014	---	---	24.62	19/10/2023	24.58	24.1	24.88	24.62	24.68	150@24.60	201@24.76	---	---	93,341	1,027	2,303,611.30	3,349,791.27	15.61	29.2	40401010
176,736,715	0.300	---	---	---	30/05/2007	27/11/2019	---	---	6.06	19/10/2023	6.12	5.99	6.145	6.06	6.049	2@6.06	18449@6.06	---	---	120,110	468	726,531.82	1,071,024.49	5.505	7.42	35101010
107,222,688	0.440	---	(0.5667)	0.2	20/06/2023	16/03/2022	---	---	5.21	19/10/2023	5.24	5.09	5.26	5.21	5.174	2957@5.17	100@5.24	---	---	19,165	184	99,156.98	558,630.20	4.655	6.73	10101010
78,325,475	---	---	---	0.6	28/06/2023	23/07/2019	---	---	16.8	19/10/2023	16.88	16.66	16.98	16.8	16.759	350@16.74	350@16.84	---	---	45,656	415	765,165.48	1,315,867.98	12.04	19.44	50101030
259,189,761	0.02	0.1	0.12	0.12	19/06/2023	26/02/2016	---	---	4.8	19/10/2023	4.81	4.765	4.85	4.8	4.801	488@4.80	8@4.81	---	---	122,913	435	590,117.34	1,244,110.85	3.995	7.13	55102015
144,321,516	0.300	---	---	0.07	19/06/2023	22/01/2020	---	---	1.214	19/10/2023	1.23	1.18	1.23	1.214	1.208	11@1.21	950@1.21	---	---	120,813	215	145,926.31	175,206.32	0.748	1.786	50101010
232,000,000	2.12	0.1069	0.0854	0.0682	04/10/2023	19/06/2017	---	---	1.968	19/10/2023	1.984	1.95	1.984	1.968	1.969	868@1.96	8000@1.97	15.69	2022	158,736	313	312,549.71	456,576.00	1.64	2.52	65101015
90,167,100	0.500	---	---	---	03/06/2019	24/05/2021	---	---	9.8	19/10/2023	10	9.67	10	9.8	9.806	25@9.79	88@9.82	---	---	194,889	1,143	1,911,116.13	883,637.58	5.27	13.8	40501010
103,423,291	0.570	---	---	---	01/08/2011	23/08/2023	---	---	12.98	19/10/2023	12.98	12.8	13.1	12.98	12.964	26@12.96	717@13.00	---	---	181,960	420	2,358,981.26	1,342,434.32	10.42	14.84	50101010
382,000,000	2.48	---	---	---	20/07/2015	12/12/2001	---	---	9.06	19/10/2023	9.05	9	9.14	9.06	9.063	5170@9.06	128@9.07	---	---	313,426	1,057	2,840,502.74	3,460,920.00	6.6	11.22	65101015
914,715,153	1.00	---	---	---	16/05/2008	29/08/2018	---	---	5.47	19/10/2023	5.33	5.32	5.508	5.47	5.438	250@5.45	8538@5.48	---	---	1,417,056	1,969	7,706,430.87	5,003,491.89	3.746	6.514	30101010
11,250,000	0.520	---	0.0405	0.08	07/08/2023	09/11/2015	---	---	2.8	19/10/2023	2.84	2.8	2.92	2.8	2.846	1500@2.78	1000@2.84	---	---	83,690	232	238,214.47	31,500.00	1.33	3.34	50101010
375,241,586	0.390	0.01	0.03	0.06	26/06/2023	14/07/2006	---	---	1.61	19/10/2023	1.608	1.596	1.624	1.61	1.61	870@1.61	510@1.62	---	---	74,505	179	119,988.25	604,138.95	1.52	2.39	55102015
348,192,005	0.040	---	---	---	05/07/2011	16/07/2021	---	---	1.98	19/10/2023	2.04	1.98	2.04	1.98	1.997	1000@1.98	2125@2.00	---	---	241,272	422	481,805.86	689,420.17	1.706	2.7	50101010
60,348,000	0.420	0.07	0.1515	0.1565	14/06/2023	04/08/2021	---	---	4.57	19/10/2023	4.565	4.515	4.59	4.57	4.566	3000@4.54	50@4.58	---	---	106,946	300	488,263.00	275,790.36	3.09	6.13	30202015
106,500,000	0.600	---	0.28	0.02	13/09/2023	13/09/2021	---	---	5.5	19/10/2023	5.58	5.47	5.58	5.5	5.501	419@5.48	200@5.54	---	---	59,019	376	324,649.58	585,750.00	5.34	7.34	65102030
110,782,980	0.750	---	0.9054	1.6299	26/06/2023	04/11/2013	---	---	22.84	19/10/2023	22.6	22.58	23.12	22.84	22.92	784@22.82	78@22.86	---	---	131,493	973	3,013,857.48	2,530,283.26	20.8	25.82	60101020
142,891,161	0.970	0.378	0.4341	1.24	27/06/2023	07/07/2017	---	---	35.84	19/10/2023	34.9	34.4	35.98	35.84	35.598	2454@35.64	8105@35.86	---	---	463,527	3,345	16,500,536.64	5,121,219.21	19.94	38.3	50203000
25,000,000	2.00	0.4	0.628	1.04	07/08/2023	08/08/2003	---	---	19.7	19/10/2023	19.64	19.62	19.76	19.7	19.692	334@19.64	1570@19.70	9.31	2022	11,604	99	228,507.44	492,500.00	15.86	23.35	50206060
370,062,741	0.300	0.55	0.6	1	06/06/2023	19/06/2023	---	---	15.05	19/10/2023	15.15	15.05	15.3	15.05	15.119	976@15.04	3207@15.13	---	---	1,098,232	2,589	16,603,956.11	5,569,444.25	13.0232	16.9242	40501020
426,247,547	2.83	0.6879	0.8231	0.5888	05/07/2023	18/06/1998	---	---	13.42	19/10/2023	13.35	13.34	13.8	13.42	13.462	100@13.41	1136@13.57	---	---	345,343	1,188	4,649,048.94	5,720,242.08	12.57	15.81	15102015
1,250,367,223	0.930	---	---	---	16/05/2008	14/04/2021	---	---	2.852	19/10/2023	2.84	2.8	2.894	2.852	2.86	2512@2.85	178@2.85	---	---	1,695,808	1,871	4,849,618.83	3,566,047.32	1.43	3.596	30101010
66,850,563	0.780	0.2239	0.1493	0.1495	09/05/2023	13/06/2018	---	---	7.68	19/10/2023	7.57	7.46	7.69	7.68	7.525	768@7.54	200@7.69	---	---	137,531	124	1,034,921.61	513,412.32	6.39	8.46	45201020
118,105,090	0.300	0.3407	0.3411	0.3798	26/06/2023	05/03/2020	---	---	14.46	19/10/2023	14.36	14.22	14.66	14.46	14.468	5872@14.40	21035@14.46	---	---	1,876,881	2,685	27,154,778.04	1,707,799.60	12.92	21.34	65101010
73,694,142	3.45	---	---	---	04/10/2023	---	---	---	7.1	19/10/2023	7.08	7.08	7.1	7.1	7.097	10000@7.09	21820@7.10	---	---	75,007	136	532,307.06	523,228.41	6.88	7.202	30101010

Number of Outstanding Securities	Nominal Value	Dividends [1]			Date of Last Coupon		Note	Shares	Closing price	% change	Previous closing price/date	Open price	Price min	Price max	Last price	Avg price	Last Bid [7]	Last Ask [7]	P/E after tax	Year	Volume	Trades	Transactions Value[8]	Company Mkt Value (thou. €)	Year low	Year high	Sector[4]	
		2020	2021	2022	Dividend [2]	Right																						
13,126,020	0.660	0.0837	0.1163	0.1158	26/07/2023	04/09/2020	---	AS COMPANY SA (CR)	2.25	-0.44	€ 2.26	19/10/2023	2.25	2.25	2.26	2.25	2.251	140@2.20	660@2.25	---	---	7,400	7	16,659.52	29,533.55	2.02	2.76	40401030
3,114,144	0.360	0.1558	0.3427	0.2304	29/05/2023	02/06/2020	---	ALPHA TRUST (CR)	6.45	-0.77	€ 6.5	19/10/2023	6.45	6.45	6.45	6.45	6.45	900@5.15	517@6.45	---	---	125	2	806.25	20,086.23	4.32	7.05	30202010
215,805,843	0.300	0.05	---	---	30/12/2021	15/11/2022	---	ATTICA HOLDINGS (CR)	2.7	2.27	€ 2.64	19/10/2023	2.64	2.64	2.7	2.7	2.674	864@2.70	580@2.74	---	---	7,280	12	19,467.36	582,675.78	1.865	2.75	40501015
35,764,593	2.10	0.06	0.075	0.1046	02/05/2023	25/11/2019	---	BRIQ PROPERTIES (CR)	1.845	---	€ 1.845	19/10/2023	1.85	1.84	1.855	1.845	1.846	3412@1.84	1000@1.85	---	---	17,973	28	33,179.20	65,985.67	1.84	2.11	35102030
101,123,806	0.360	---	---	---	22/07/2010	28/06/2011	---	CENTRIC HOLDINGS (CR)	0.326	-0.61	€ 0.328	19/10/2023	0.33	0.316	0.33	0.326	0.323	18@0.325	3218@0.326	---	---	23,051	43	7,455.04	32,966.36	0.263	0.457	40203040
784,500	10.00	---	0.3	---	24/05/2022	31/07/2018	---	CNL CAPITAL (CR)	6.6	---	€ 6.6	19/10/2023	6.6	6.5	6.65	6.6	6.581	100@6.55	100@6.65	(-6)-	2022	618	7	4,066.80	5,177.70	5	8	30202010
10,365,100	0.300	---	---	---	06/10/2005	13/02/2002	---	CPI SA (CR)	0.564	-1.74	€ 0.574	19/10/2023	0.574	0.544	0.576	0.564	0.564	495@0.544	948@0.564	---	---	430	15	242.69	5,845.92	0.538	0.892	10102030
18,680,300	0.050	---	---	---	06/07/2022	---	---	DIMAND (CR)	10.6	-0.93	€ 10.7	19/10/2023	10.6	10.45	10.6	10.6	10.559	640@10.50	100@10.70	---	---	12,855	66	135,735.95	198,011.18	10.4	14.9	35101010
11,869,224	0.540	0.087	0.136	0.15	03/07/2023	30/08/2019	---	FLEXOPACK SA (CR)	7.55	-5.03	€ 7.95	19/10/2023	7.5	7.4	7.6	7.6	7.549	1100@7.60	1250@7.90	---	---	555	4	4,189.70	89,612.64	7.4	9.45	50203030
48,003,921	0.400	---	---	---	30/08/1993	26/06/2023	---	IDEAL HOLDINGS (CR)	5.65	-2.59	€ 5.8	19/10/2023	5.74	5.65	5.75	5.65	5.694	719@5.65	100@5.72	---	---	24,891	91	141,720.28	271,222.15	3.38	5.94	10102030
167,868,482	0.300	---	---	---	20/08/2007	28/11/2022	---	LAVIPHARM SA (CR)	0.606	0.66	€ 0.602	19/10/2023	0.596	0.59	0.61	0.606	0.6	539@0.606	200@0.608	---	---	106,865	64	64,168.73	101,728.30	0.366	0.78	20103015
4,740,000	0.860	---	---	---	14/03/2003	---	---	LOGISMOS S.A. (CR)	1.22	2.52	€ 1.19	19/10/2023	1.22	1.22	1.22	1.22	1.22	130@1.08	99@1.22	(-6)-	2022	1	1	1.22	5,782.80	0.91	1.41	10101015
17,120,280	0.940	0.06	0.06	---	27/06/2022	26/06/2023	---	LOULIS FOOD (CR)	2.69	-0.37	€ 2.7	19/10/2023	2.7	2.69	2.7	2.69	2.69	20@2.64	133@2.69	---	---	510	3	1,372.00	46,053.55	2.38	3.7	45102020
4,419,616	1.58	---	---	0.1531	10/07/2023	04/03/2015	---	MEDICON S.A (CR)	2.98	-3.56	€ 3.09	19/10/2023	2.96	2.96	3.07	2.98	2.983	301@2.98	699@3.02	---	---	5,674	57	16,928.04	13,170.46	2.84	4.4	20102010
468,700	2.24	3.42	---	---	03/05/2022	21/05/2004	---	MERMEREN KOMB. A.D. PR. (GDR)	36.4	-5.70	€ 38.6	19/10/2023	36	35	36.8	36.8	35.49	1@35.00	20@37.00	1.22	2022	67	6	2,377.80	17,060.68	31	59	55102000
10,500,000	0.950	---	---	---	24/06/2008	21/07/2023	---	MEVACO SA (CR)	3.56	-0.56	€ 3.58	19/10/2023	3.5	3.5	3.56	3.56	3.515	1000@3.34	279@3.56	11.80	2022	83	4	291.76	37,380.00	2.52	4.22	55102015
31,317,025	0.400	---	---	---	26/04/2007	10/05/2023	---	MIG (CR)	3.64	3.70	€ 3.51	19/10/2023	3.5	3.5	3.65	3.64	3.594	1@3.61	32@3.64	---	---	4,158	42	14,945.18	113,993.97	0.987	8.4	30202000
87,127,162	0.500	---	---	---	08/06/2023	28/07/2021	---	PREMIA (CR)	1.124	0.18	€ 1.122	19/10/2023	1.128	1.108	1.128	1.124	1.12	500@1.11	859@1.12	---	---	29,508	97	33,042.11	97,930.93	1.07	1.41	35102000
24,377,795	0.230	---	---	0.04	03/07/2023	08/06/2022	---	PROFILE SA (CR)	3.65	-3.69	€ 3.79	19/10/2023	3.77	3.64	3.77	3.65	3.709	710@3.65	1997@3.69	---	---	24,902	141	92,363.69	88,978.95	2.575	4.96	10101010
27,345,120	0.280	---	---	---	18/07/2005	26/02/2014	---	QUALITY & RELIABILITY SA (CR)	0.5	-5.66	€ 0.53	19/10/2023	0.53	0.5	0.53	0.5	0.507	300@0.492	835@0.498	---	---	22,002	70	11,157.16	13,672.56	0.465	0.824	10101010
6,456,530	1.08	0.0804	0.12	0.1314	17/07/2023	02/08/2010	---	SPACE HELLAS SA (CR)	6.1	-1.29	€ 6.18	19/10/2023	6.08	6.08	6.12	6.1	6.097	300@6.08	182@6.12	---	---	608	9	3,706.96	39,384.83	5.28	10	15101010
17,190,046	0.290	---	---	---	16/11/1992	30/11/2022	---	UNIBIOS (CR)	1.005	-1.47	€ 1.02	19/10/2023	0.996	0.982	1.02	1.005	1.002	400@0.984	800@1.01	---	---	24,363	47	24,413.44	17,276.00	0.558	1.31	50204000
32,413,681	0.370	---	---	---	15/07/2009	11/05/2000	---	ALUMIL (CR)	2.29	-2.97	€ 2.36	19/10/2023	2.31	2.28	2.35	2.29	2.306	1262@2.28	500@2.34	---	---	11,489	57	26,488.02	74,227.33	1.986	4.26	55102035
3,534,269	3.44	(0.4452)	0.8907	---	22/05/2023	19/07/2022	---	ANDROMEDA SA (CR)	6.84	---	€ 6.84	19/10/2023	6.84	6.8	6.84	6.84	6.806	30@6.70	119@6.84	---	2022	2,305	20	15,687.80	24,174.40	5.9	7.4	30204000
15,300,000	0.300	---	---	---	30/07/2009	13/12/1999	---	ATTICA PUBLICATIONS SA (CR)	0.354	---	€ 0.354	19/10/2023	---	---	---	---	---	2000@0.304	2582@0.354	---	---	---	---	---	5,416.20	0.236	0.39	40301030
18,810,000	0.400	---	---	---	08/07/2010	14/11/2007	---	VARVERIS - MODA BAGNO SA (CR)	1.03	-4.63	€ 1.08	19/10/2023	1.05	1	1.05	1.03	1.022	400@0.995	2110@1.05	---	---	17,225	43	17,608.44	19,374.30	0.6	1.18	40401025
23,986,500	1.04	---	---	---	26/06/2009	28/08/2023	---	BIOKARPET S.A.(CR)	2.16	8.27	€ 1.995	19/10/2023	1.99	1.985	2.2	2.16	2.035	100@2.04	100@2.18	---	---	9,458	55	19,245.65	51,810.84	1.5	3.47	50101035
6,325,000	0.600	---	0.19	0.153	03/07/2023	17/02/2014	---	VOYATZOGLOU (CR)	2.26	-5.83	€ 2.4	19/10/2023	2.3	2.26	2.4	2.26	2.285	---	300@2.36	---	---	181	5	413.60	14,294.50	1.97	2.8	50205010
24,060,000	0.300	0.035	0.055	0.075	25/04/2023	01/07/2019	---	GEN. COMMERCIAL & IND.SA (CR)	1.485	-3.57	€ 1.54	19/10/2023	1.515	1.455	1.515	1.485	1.489	1@1.48	1334@1.49	9.18	2022	11,335	66	16,876.28	35,729.10	1.175	2.11	50205010
15,878,748	0.480	---	---	---	10/07/2006	22/03/2004	---	DOMIKI KRITIS SA (CR)	3.18	0.63	€ 3.16	19/10/2023	3.05	3.03	3.18	3.18	3.111	930@3.06	255@3.19	---	---	26,022	133	80,945.01	50,494.42	0.71	3.52	50101010
34,720,000	0.310	---	---	---	16/06/2010	01/08/2007	---	DROMEAS SA (CR)	0.305	-2.87	€ 0.314	19/10/2023	0.324	0.305	0.324	0.305	0.308	380@0.305	500@0.306	---	---	5,141	15	1,583.12	10,589.60	0.3	0.45	40202015
13,673,200	0.420	---	---	---	18/07/2008	26/07/2001	---	EVROFARMA SA (CR)	0.925	2.21	€ 0.905	19/10/2023	0.845	0.845	0.925	0.925	0.879	100@0.900	195@0.925	---	---	35	3	30.78	12,647.71	0.684	1.19	45102020
18,410,839	1.00	0.027	0.262	0.202	23/08/2023	10/09/2010	---	ELASTRON (CR)	2.57	6.20	€ 2.42	19/10/2023	2.4	2.4	2.58	2.57	2.457	150@2.39	489@2.57	---	---	14,066	78	34,560.42	47,315.86	2.21	3.82	55102010
3,307,500	0.210	---	---	0.4	13/10/2023	30/11/2022	---	ELVE SA (CR)	4.66	-6.80	€ 5	19/10/2023	4.9	4.5	4.98	4.66	4.735	117@4.64	30@4.76	18.37	2022	4,520	39	21,402.78	15,412.95	4.5	5.9	40204020
60,295,607	0.240	---	---	---	09/07/2007	01/07/2021	---	ELGEKA SA (CR)	0.566	---	€ 0.566	19/10/2023	0.566	0.566	0.566	0.566	0.56651555@0.566	20@0.600	---	---	3,499	9	1,980.43	34,127.31	0.38	0.6	45201010	
23,828,130	0.500	---	0.0737	---	18/07/2022	17/02/2009	---	ELINOIL S.A. (CR)	2.2	-2.66	€ 2.26	19/10/2023	2.12	2.12	2.2	2.2	2.197	50@2.14	60@2.18	---	---	1,200	5	2,636.80	52,421.89	1.82	2.83	60101020
19,864,886	5.60	0.672	0.672	0.672	20/04/2023	02/07/2008	---	BANK OF GREECE (CR)	13.6	---	€ 13.6	19/10/2023	13.7	13.45	13.75	13.6	13.595	923@13.60	651@13.70	---	---	5,118	61	69,576.90	270,162.45	12.8	18	30101010

Number of Outstanding Securities	Nominal Value	Dividends [1]			Date of Last Coupon		Note	Shares	Closing price	% change	Previous closing price/date	Open price	Price min	Price max	Last price	Avg price	Last Bid [7]	Last Ask [7]	P/E after tax	Year	Volume	Trades	Transactions Value[8]	Company Mkt Value (thou. €)	Year low	Year high	Sector[4]		
2020	2021	2022	Dividend [2]	Right																									
26,730,187	0.520	0.08	0.1	0.12	29/06/2023	01/08/2017	---	ELTON SA (CR)	1.92	1.32 P	1.895	19/10/2023	1.88	1.84	1.92	1.92	1.892	364@1.84	111@1.93	---	---	16,780	91	31,754.51	51,321.96	1.8	2.92	50205010	
30,000,000	0.050	0.06	0.09	0.1	09/06/2023	11/06/2020	---	ENTERSOFT (CR)	5.62	-0.36 E	5.64	19/10/2023	5.68	5.6	5.7	5.62	5.636	106@5.62	150@5.68	---	---	24,403	68	137,530.94	168,600.00	3.61	6.36	10101015	
36,300,000	1.12	0.223	0.2186	---	14/09/2022	12/12/2007	---	THESSALONIKA WATER & SEWERAGE	2.93	-1.01 E	2.96	19/10/2023	2.94	2.93	2.99	2.93	2.938	5@2.93	451@2.99	---	---	10,352	31	30,411.61	106,359.00	2.92	3.92	65102030	
14,833,480	0.300	---	---	---	02/06/2010	04/02/2022	---	EUROCONSULTANTS S.A. (CR)	0.98	-1.01 E	0.99	19/10/2023	0.996	0.958	0.996	0.98	0.973	255@0.976	7580@0.980	---	---	5,865	32	5,707.77	14,536.81	0.576	1.14	50205020	
86,735,980	0.310	---	---	---	06/07/2009	07/09/2023	---	ATHENS MEDICAL CENTER SA (CR)	1.7	---	1.7	19/10/2023	1.74	1.67	1.75	1.7	1.697	20@1.67	427@1.70	---	---	1,098	15	1,863.36	147,451.17	1.375	2.15	20101025	
114,320,400	0.100	---	0.01	---	26/11/2021	05/08/2019	---	IKTINOS HELLAS SA (CR)	0.435	-0.23 E	0.436	19/10/2023	0.4225	0.419	0.436	0.435	0.426	500@0.420	5000@0.435	---	---	32,468	64	13,832.46	49,729.37	0.402	0.734	50101035	
8,226,132	0.450	---	---	0.02	17/07/2023	13/10/2014	---	ILYDA S.A. (CR)	1.235	1.23 P	1.22	19/10/2023	1.21	1.21	1.235	1.235	1.214	200@1.20	666@1.24	7.91	2022	1,645	9	1,996.54	10,159.27	1.055	1.92	10101015	
2,566,836	0.440	---	0.016	0.016	03/07/2023	09/01/2007	---	INTERWOOD-XYLEMPORIA (PR)	0.29	---	0.29	19/10/2023	---	---	---	---	---	1000@0.262	4823@0.290	---	---	---	---	---	11,765.11	0.192	0.5	50101020	
34,986,430	0.440	---	---	---	25/07/2008	23/02/2010	---	INTERWOOD-XYLEMPORIA (CR)	0.315	1.61 P	0.31	19/10/2023	0.304	0.3	0.318	0.315	0.311	500@0.307	967@0.315	---	---	43,081	35	13,387.39	11,765.11	0.1975	0.49	50101020	
18,567,912	0.590	0.12	0.24	---	05/07/2023	26/01/2021	---	INTERLIFE G.C.I.(CR)	3.81	-4.51 E	3.99	19/10/2023	3.94	3.8	3.94	3.81	3.813	50@3.79	100@3.87	---	2022	30,250	130	115,344.71	70,743.74	3.47	4.95	30302025	
8,424,900	0.500	---	---	---	12/07/2010	04/07/2019	---	INTERTECH SA (CR)	1.305	6.97 P	1.22	19/10/2023	1.26	1.22	1.34	1.305	1.286	10@1.29	862@1.31	22.53	2022	15,412	53	19,821.83	10,994.49	0.92	1.72	50205010	
19,804,134	0.150	---	---	---	01/07/2004	06/11/2017	---	KEKROPS SA (CR)	1.085	---	1.085	19/10/2023	1.065	1.06	1.105	1.075	1.078	100@1.07	16@1.09	2.06	2022	6,869	32	7,405.31	21,487.49	0.903	1.4	35101010	
40,219,218	0.260	---	---	---	29/08/2022	10/06/2019	---	KLOUKINAS - LAPPAS SA (CR)	0.982	-0.81 E	0.99	19/10/2023	0.99	0.958	0.99	0.982	0.978	50@0.976	129@0.982	---	---	8,021	31	7,847.91	39,495.27	0.5	1.265	50101010	
11,510,102	0.890	---	---	---	24/06/2005	06/10/1999	---	NAFPAKTOS TEXTILE (CR)	0.975	---	0.975	19/10/2023	---	---	---	---	---	200@0.895	94@0.980	---	---	---	---	---	11,222.35	0.9	1.31	55101020	
21,224,340	0.420	0.0035	0.02	---	06/09/2022	25/04/2006	---	KORDELLOS BROS SA (CR)	0.48	-0.83 E	0.484	19/10/2023	0.48	0.47	0.482	0.482	0.478	792@0.472	1620@0.484	4.22	2022	9,208	6	4,400.88	10,187.68	0.451	0.74	55102010	
33,065,136	0.380	0.2	0.2001	0.2004	24/08/2023	16/09/2013	---	KRI-KRI S.A. (CR)	8.1	1.00 P	8.02	19/10/2023	8.18	7.98	8.18	8.1	8.013	120@7.98	1508@8.10	84.36	2022	6,724	24	53,878.36	267,827.60	6.08	9.8	45102020	
7,595,160	0.600	---	---	---	10/09/2019	18/08/2010	---	KIRIAKOULIS SHIPPING SA (CR)	1.015	---	1.015	19/10/2023	---	---	---	---	---	98@0.912	525@1.02	---	---	---	---	---	7,709.09	0.868	1.265	40501015	
6,200,000	0.500	---	---	---	22/06/2010	01/11/1995	---	MINERVA KNITWEAR (CR)	0.575	---	0.575	19/10/2023	---	---	---	---	---	3000@0.404	1000@0.535	---	---	---	---	---	3,565.00	0.414	0.68	40204020	
5,939,268	0.620	---	---	---	10/07/2003	03/01/2002	---	LANAKAM SA (CR)	0.85	-3.95 E	0.885	19/10/2023	0.875	0.84	0.875	0.85	0.855	250@0.840	20@0.855	---	---	1,300	11	1,112.00	5,048.38	0.716	1.4	40401020	
9,819,370	0.500	---	---	---	14/08/2007	09/01/2004	---	MATHIOS REFRACTORY SA (CR)	0.9	---	0.9	19/10/2023	---	---	---	---	---	400@0.700	600@0.900	---	---	---	---	---	8,837.43	0.565	1.6	55101000	
30,150,000	0.360	0.02	0.0401	0.0908	15/06/2023	25/04/2019	---	MOTODYNAMICS S.A. (CR)	2.56	-3.40 E	2.65	19/10/2023	2.65	2.55	2.65	2.56	2.587	73@2.55	350@2.64	---	---	5,433	67	14,052.70	77,184.00	2.04	3.77	40401030	
43,200,000	1.00	---	0.0824	---	07/09/2022	13/09/2023	---	MPLK KEDROS (CR)	2.82	---	2.82	19/10/2023	2.81	2.81	2.82	2.82	2.814	300@2.78	900@2.82	---	---	9,560	10	26,899.20	121,824.00	2.19	2.82	35102000	
2,160,524	0.670	---	---	---	03/12/2018	23/11/1999	---	N. LEVENTERIS (PR)	0.358	---	0.358	19/10/2023	---	---	---	---	---	---	150@0.358	---	2022	---	---	---	---	3,120.18	0.218	0.434	55102010
4,971,466	1.46	---	---	---	04/07/2007	08/10/2003	---	PAIRIS SA (CR)	0.952	-0.21 E	0.954	19/10/2023	0.952	0.948	0.952	0.952	0.95	500@0.872	369@0.954	---	---	82	4	77.90	4,732.84	0.83	1.47	50203030	
27,098,594	0.540	0.07	0.05	0.0401	22/05/2023	14/01/2021	---	PAPOUTSANIS (CR)	2.1	6.06 P	1.98	19/10/2023	1.97	1.95	2.17	2.1	2.037	100@2.01	20841@2.10	18.96	2022	11,873	82	24,189.31	56,907.05	1.8	2.51	45201020	
7,070,400	0.930	0.1081	0.3242	0.2593	03/07/2023	06/05/2016	---	PETROPOULOS PETROS (CR)	8.94	0.45 P	8.9	19/10/2023	8.92	8.8	8.98	8.94	8.894	160@8.84	1200@8.96	---	---	7,680	40	68,307.80	63,209.38	5.9	9.22	50206015	
43,741,452	0.660	0.16	0.2723	0.2629	31/05/2023	01/11/1999	---	THRACE PLASTICS SA (CR)	3.965	0.13 P	3.96	19/10/2023	3.97	3.92	3.99	3.965	3.952	4@3.94	15@3.96	---	---	2,896	70	11,445.34	173,434.86	3.75	5.68	50203015	
21,912,599	0.300	---	---	0.048	18/05/2023	23/02/2007	---	REVOIL (CR)	1.745	-1.97 E	1.78	19/10/2023	1.75	1.72	1.8	1.745	1.74	8@1.75	500@1.78	---	---	19,287	91	33,562.82	38,237.49	1.21	2.3	60101020	
13,582,223	1.35	---	---	---	24/06/2008	02/02/2016	---	SIDMA STEEL (CR)	2	---	2	19/10/2023	2.01	1.955	2.02	2	1.987	200@1.99	717@2.00	---	---	2,023	27	4,019.47	27,164.45	1.85	3.3	55102010	
40,693,350	5.00	---	---	---	03/07/2006	26/05/2015	---	TECHNICAL OLYMPIC SA (CR)	2.25	-0.44 E	2.26	19/10/2023	2.24	2.22	2.25	2.25	2.232	40@2.23	1042@2.25	---	---	6,879	59	15,351.34	91,560.04	1.76	3.12	40202010	
3,048,000	0.300	---	---	---	06/07/2007	01/06/2021	---	TZIRAKIAN PROFIL (CR)	1.71	---	1.71	19/10/2023	1.72	1.63	1.72	1.71	1.653	5@1.65	938@1.71	29.95	2022	682	11	1,127.42	5,212.08	1.6	2.39	55102010	
10,203,575	0.730	---	---	---	16/07/2007	18/10/1999	---	FIERATEX SA (CR)	0.392	-1.51 E	0.398	19/10/2023	0.37	0.37	0.394	0.394	0.384	240@0.375	250@0.391	---	2022	4,699	7	1,804.63	3,999.80	0.31	0.56	55101020	
8,340,750	1.16	---	---	---	25/06/2009	17/09/2018	---	HAIDEMENOS SA (CR)	0.615	---	0.615	19/10/2023	---	---	---	---	---	150@0.530	100@0.610	---	2022	---	---	---	5,129.56	0.452	0.8	50205030	

## Main Market - Low Liquidity Class

14,000,000	4.15	---	3.42	0.26	19/07/2023	29/06/1999	---	ALPHA REAL ESTATE SA(CR)	6.84	-3.12 E	7.06	19/10/2023	6.54	6.54	6.96	6.84	6.819	150@6.84	9@6.96	---	---	717	12	4,889.40	95,760.00	6.44	9.22	35101015
45,033,921	0.050	---	---	---	04/06/2008	27/03/2023	---	ATTICA BANK S.A. (CR)	11.48	4.17 P	11.02	19/10/2023	11.02	11.02	11.62	11.44	11.303	17@11.40	20@11.58	---	---	1,911	41	21,600.78	516,989.41	10.62	48.75	30101010
151,654,947	0.040	---	---	---	01/07/2008	21/02/2020	---	AVE (CR)	0.528	-0.75 E	0.532	19/10/2023	0.52	0.492	0.532	0.528	0.528	1000@0.498	2400@0.520	---	---	111,360	24	58,744.78	80,073.81	0.492	0.586	40301010
10,500,000	4.00	0.37	0.29	0.3	16/05/2023	02/08/2016</																						

Number of Outstanding Securities	Nominal Value	Dividends [1]			Date of Last Coupon		Note	Shares	Closing price	% change	Previous closing price/date	Open price	Price min	Price max	Last price	Avg price	Last Bid [7]	Last Ask [7]	P/E after tax	Year	Volume	Trades	Transactions Value[8]	Company Mkt Value (thou. €)	Year low	Year high	Sector[4]	
		2020	2021	2022	Dividend [2]	Right																						
57,434,884	1.17	---	---	---	05/06/2008	12/06/2009	---	REDS S.A. (CR)	2.23	---	2.23	19/10/2023	---	---	---	---	1000@2.16	750@2.20	---	---	---	---	---	128,079.79	2.06	3	35101010	
152,360,643	0.500	0.01	0.02	0.03	23/06/2023	10/06/2020	---	TRASTOR REAL EST. INV. CO.(CR)	1.04	---	1.04	19/10/2023	1.04	1.04	1.04	1.04	1000@1.08	509@1.09	---	---	1,012	2	1,052.48	158,455.07	0.965	1.23	35102000	
15,000,000	0.300	---	---	---	06/07/2007	18/07/2000	---	DAIOS PLASTICS SA (CR)	3.3	---	3.3	19/10/2023	---	---	---	---	---	260@3.14	---	---	---	---	---	49,500.00	2.92	3.54	50203015	
2,760,000	11.83	9.4	11	11.8	14/06/2023	16/07/1990	---	KARELIA (CR)	302	-1.95	308	19/10/2023	306	300	312	302	303.681	13@302.00	9@306.00	---	---	495	51	150,322.00	833,520.00	288	364	45103010
6,700,000	0.800	0.179	0.047	0.047	23/08/2023	29/05/2014	---	MILLS KEPENOS (CR)	2.1	---	2.1	19/10/2023	---	---	---	---	550@2.02	200@2.10	15.51	2022	---	---	---	14,070.00	1.93	2.7	45102020	
18,017,472	0.360	---	---	---	09/09/2022	28/08/2017	---	KTIMA KOSTAS LAZARIDIS SA (CR)	1.89	---	1.89	19/10/2023	1.89	1.89	1.89	1.89	155@1.77	250@1.87	---	---	250	2	472.50	34,053.02	1.55	2.06	45101015	
21,364,000	1.12	---	---	0.4	21/08/2023	08/03/2023	---	LAMPASA HOTEL SA (CR)	29	---	29	19/10/2023	28.4	28.4	29	29	28.914	7@28.60	491@29.80	---	---	139	5	4,019.00	619,556.00	20.6	29.8	40501025
32,188,050	1.04	---	---	---	21/07/2008	20/01/2000	---	MOUZAKIS (CR)	0.6	---	0.6	19/10/2023	0.59	0.58	0.59	0.58	0.585	500@0.570	100@0.630	---	---	400	2	234.00	19,312.83	0.58	0.806	55101020
8,321,682	0.670	---	---	---	17/08/2007	23/11/1999	---	N. LEVENTERIS (CR)	0.282	---	0.282	19/10/2023	---	---	---	---	---	1420@0.278	---	2022	---	---	---	3,120.18	0.22	0.364	55102010	
6,340,000	0.600	0.134	0.17	0.1	09/12/2022	12/01/2023	---	NAKAS MUSIC	2.86	---	2.86	19/10/2023	2.9	2.9	2.9	2.9	70@2.70	500@2.90	---	---	91	1	263.90	18,132.40	2.16	3.02	40401030	
10,080,000	3.00	1.42	1.5	1.45	11/05/2023	27/08/2001	---	TPA SA (CR)	23	---	23	19/10/2023	23	23	23	23	30@22.60	38@23.00	---	---	1,791	7	41,193.00	231,840.00	22	26.3	50206060	
27,379,200	0.980	---	---	0.45	01/08/2023	29/08/2022	---	CRETE PLASTICS SA (CR)	14.8	---	14.8	19/10/2023	---	---	---	---	1000@14.60	130@15.60	---	---	---	---	---	405,212.16	14.5	17.9	50203015	
255,494,534	2.71	0.352	0.279	0.255	16/06/2023	30/09/2021	---	PRODEA (CR)	7.2	---	7.2	19/10/2023	7.25	7.25	7.25	7.25	7.25	2314@7.25	127@7.30	---	---	30	1	217.50	1,839,560.64	6.5	8.6	35102000
4,181,450	0.500	---	---	---	21/08/2000	05/03/2002	---	FLOUR MILLS SARANTOPOULOS SA	1.1	---	1.1	19/10/2023	---	---	---	---	---	---	---	---	---	---	---	4,599.60	0.875	1.5	45102020	

## Exchange Traded Funds (ETFs)

924,675	---	---	---	---	15/06/2016	---	ALPHA ETF FTSE Athex Large Cap	28.84	-0.45	28.97	19/10/2023	28.62	28.62	28.84	28.84	28.73	100@28.80	---	---	---	6,021	4	172,985.64	---	22.5	35	12003
---------	-----	-----	-----	-----	------------	-----	--------------------------------	-------	-------	-------	------------	-------	-------	-------	-------	-------	-----------	-----	-----	-----	-------	---	------------	-----	------	----	-------

## Surveillance

356,314,416	0.060	---	---	---	07/07/2010	21/09/2017	5160	FRIGOGLASS SA (CR)	0.0655	-5.07	0.069	19/10/2023	0.0655	0.0655	0.0655	0.0655	0.066	6508@0.066	10000@0.069	---	---	38,300	11	2,508.65	23,338.59	0.05	0.158	50204000	
65,326,268	0.530	---	---	---	04/07/2007	19/07/2006	4750	SATO SA (CR)	0.032	3.23	0.031	19/10/2023	0.031	0.031	0.032	0.032	0.032	5561@0.032	7000@0.034	---	---	96,439	16	3,084.05	2,090.44	0.018	0.069	40202015	
13,191,620	0.620	---	---	---	04/08/2010	09/09/2002	5232	YALCO - CONSTANTINOU (CR)	0.218	---	0.218	19/10/2023	---	---	---	---	---	5555@0.197	500@0.210	---	---	---	---	---	2,875.77	0.12	0.28	40202020	
13,000,000	1.00	---	---	---	01/08/2007	07/04/2000	5093	AKRITAS SA (CR)	0.7	---	0.7	19/10/2023	0.65	0.65	0.65	0.65	0.65	111@0.630	7@0.650	---	---	3	1	1.95	9,100.00	0.144	0.71	50101035	
221,519,681	0.300	---	---	---	02/07/2008	28/02/2011	4957	ANEK LINES SA (CR)	0.248	---	0.248	19/10/2023	0.25	0.248	0.25	0.248	0.24950000@0.246	31460@0.250	---	---	---	---	146,210	17	36,466.08	55,850.27	0.177	0.3	40501015
312,163	0.300	---	---	---	02/07/2008	28/02/2011	4959	ANEK LINES SA (PR, issue '90)	0.072	---	0.072	19/10/2023	---	---	---	---	---	39930@0.079	---	---	---	---	---	---	55,850.27	0.072	0.086	40501015	
2,969,713	0.300	---	---	---	02/07/2008	28/02/2011	4958	ANEK LINES SA (PR, issue '96)	0.3	---	0.3	19/10/2023	---	---	---	---	---	---	---	---	---	---	---	---	55,850.27	0.173	0.38	40501015	
17,579,754	4.16	---	---	---	18/08/2006	02/08/2010	---	BIOTER SA (CR)	0.206	---	0.206	19/10/2023	0.206	0.206	0.206	0.206	0.206	5213@0.190	2640@0.206	---	---	733	2	151.00	3,621.43	0.198	0.398	50101010	
54,654,600	0.050	---	---	---	01/07/1998	30/12/2022	5275	VIS SA (CR)	0.322	---	0.322	19/10/2023	0.29	0.29	0.29	0.29	0.29	---	7575@0.290	---	2022	500	1	145.00	17,598.78	0.136	0.378	50203030	
51,754,364	0.300	---	---	---	23/12/2003	24/01/2007	5197	SELECTED TEXT. IND. ASSOC (CR)	0.111	-9.76	0.123	19/10/2023	0.111	0.111	0.111	0.111	0.111	19261@0.111	10000@0.112	---	---	29,239	10	3,245.53	5,744.73	0.11	0.202	55101020	
604,095,621	0.300	---	---	---	30/05/2013	10/10/2023	---	INTRALOT (CR)	0.665	-0.75	0.67	19/10/2023	0.66	0.66	0.665	0.665	0.66437100@0.660	23000@0.670	---	---	---	---	428,866	102	284,694.39	401,723.59	0.5526	0.7482	40501020
15,842,391	1.51	---	---	---	15/07/2009	12/05/2000	5141	BITROS HOLDING SA (CR)	0.5	---	0.5	19/10/2023	---	---	---	---	---	---	695@0.458	---	---	---	---	---	7,921.20	0.376	0.82	55102010	
24,319,250	0.300	---	---	---	09/07/2002	04/07/2007	5165	PROODEFTIKH SA (CR)	0.494	---	0.494	19/10/2023	---	---	---	---	---	---	8518@0.450	---	---	---	---	---	12,013.71	0.4	0.6	50101010	
28,438,268	0.070	---	---	---	21/08/2006	24/11/1999	5253	SPIROY AGRICULTURE SA (CR)	0.2	---	0.2	19/10/2023	---	---	---	---	---	8888@0.180	1400@0.190	---	---	---	---	---	5,687.65	0.144	0.24	45102010	
1,011,000	1.00	---	---	---	01/07/2004	11/12/2012	5193	TRIA ALFA SA (CR)	8	---	8	19/10/2023	---	---	---	---	---	100@7.30	40@8.40	61.27	2022	---	---	---	8,088.00	7.5	16.9	55101020	

## Suspension Status

66,948,210	0.300	---	---	---	22/09/2015	22/09/2015	5179	FOLLI FOLLIE (CR)	4.8	---	4.8	24/05/2018	---	---	---	---	---	---	---	---	---	---	---	---	321,351.41	4.8	4.8	40401030	
12,417,000	0.310	---	---	---	27/08/2019	28/08/2017	5233	MLS MULTIMEDIA SA (CR)	0.57	---	0.57	12/05/2020	---	---	---	---	---	---	---	---	---	---	---	---	---	7,077.69	0.57	0.57	10101015
6,330,002	0.300	---	---	---	25/06/2002	15/03/2019	5278	VARVARESSOS (CR)	0.24	---	0.24	02/05/2023	---	---	---	---	---	---	---	---	---	---	---	---	---	1,519.20	0.16	0.25	55101020
3,961,300	1.28	---	---	---	29/06/2004	03/08/2000	5248	DUROS SA (CR)	0.25	---	0.25	24/04/2023	---	---	---	---	---	---	---	---	---	---	---	---	---	990.33	0.2	0.3	40204020

Number of Outstanding Securities	Nominal Value	Dividends [1]			Date of Last Coupon		Note	Shares	Closing price	% change	Previous closing price/date	Open price	Price min	Price max	Last price	Avg price	Last Bid [7]	Last Ask [7]	P/E after tax	Year	Volume	Trades	Transactions Value[8]	Company Mkt Value (thou. €)	Year low	Year high	Sector[4]
		2020	2021	2022	Dividend [2]	Right																					
7,085,888	1.59	---	---	---	02/07/1996	06/09/2010	5216	ELVIEMEK (CR)	2.6	---	2.6	30/09/2019	---	---	---	---	---	---	---	---	---	---	---	18,423.31	2.6	2.6	35101010
7,125,216	0.650	---	---	---	01/07/2005	14/12/1999	4955	KRE.KA SA (CR)	0.28	---	0.28	06/04/2023	---	---	---	---	---	---	---	---	---	---	---	1,995.06	0.17	0.43	45102010
7,734,375	1.00	---	---	---	09/07/2007	07/01/2011	5277	LIVANIS SA (CR)	0.125	---	0.125	28/04/2023	---	---	---	---	---	---	---	---	---	---	---	966.80	0.12	0.18	40301030

## Shares' Notes

Code	Note text
( )	- Adjusted dividends.
*	- Last adjusted closing price.
[1]	- Net dividends.
[2]	- The "Date of Last Coupon" for New listings refers to the date company's stocks started to trade in Athex
[3]	- The Company Market Value is referred to the number of outstanding shares
[4]	- Sectors codification can be found in Appendix A
[5]	- The Market Value refers to the total number of shares listed (including their several classes) in the exchange by the company.
[6]	- P/E greater than 100
[7]	- Last view of the Order Book before the end of the trading session
[8]	- All Blocks Methods' Transactions Value are included.
4750	- Transfer to the Under Surveillance Category from 8/4/2011.
4955	- Transfer to the Surveillance Category as from 5/4/2013.
4957	- Transfer to the Surveillance Category as from 5/4/2013.
4958	- Transfer to the Surveillance Category as from 5/4/2013.
4959	- Transfer to the Surveillance Category as from 5/4/2013.
5093	- Transfer to the Surveillance Category as of 8/4/2015.
5141	- Transfer to the Surveillance Category as of 10/05/2017.
5160	- Transfer to the Surveillance Category as of 15/04/2016.
5165	- Transfer to the Surveillance Category as of 15/02/2018.
5179	- Suspension of trading as of 25/05/2018.
5193	- Transfer to the Surveillance Category as of 25/10/2018.
5197	- Transfer to the Surveillance Category as of 07/11/2018.
5216	- Suspension of trading as of 01/10/2019.
5232	- Transfer to the Under Surveillance Category from 08/04/2011.
5233	- Suspension of trading as of 13/05/2020.
5248	- Transfer to the Surveillance Category as of 06/09/20116.
5253	- Transfer to the Surveillance Category as of 14/5/2021.
5275	- Transfer to the Surveillance Category as of 09/07/2020.
5277	- Suspension of trading as of 02/05/2023.
5278	- Suspension of trading as of 03/05/2023.

## Securities Blocks Details

Securities	Block Volume	Price	Block Trade Value	Time of approval	Note
OPAP (CR)	175,264	15.19	2,662,260.16	10:43:59	20
NATIONAL BANK (CR)	257,288	5.40	1,390,384.35	10:59:33	20
HELLENIC EXCHANGES-A.S.E. (CR)	42,000	4.58	192,360.00	11:04:38	20
AUTOHELLAS SA (CR)	10,000	12.74	127,400.00	11:11:22	20
AUTOHELLAS SA (CR)	10,000	12.76	127,600.00	11:12:03	20
INTRALOT (CR) [Rights]	744	0.070	52.08	11:25:02	18
ENTERSOFT (CR)	10,000	5.62	56,200.00	13:18:47	20
OPAP (CR)	200,000	15.09	3,018,000.00	15:01:14	20
OPAP (CR)	200,000	15.10	3,020,000.00	15:01:14	20
OTE (CR)	45,000	13.46	605,700.00	15:16:41	20
AUTOHELLAS SA (CR)	43,000	12.88	553,840.00	15:42:39	20
INTRAKAT (CR)	50,000	2.97	148,500.00	16:03:07	20
EPSILON NET (CR)	65	10.08	655.20	16:20:47	18
EPSILON NET (CR)	1,376	9.80	13,484.80	16:27:00	18
EPSILON NET (CR)	263	9.73	2,558.99	16:27:31	18

## Blocks Notes

9 - Method 6-1 / Special Fees

10 - Method 6-1 / Special Fees, SDS

14 - Method 6-3 / Settlement, Incomplete Buy and Sell

18 - Method 6-2 / SPOT 1

19 - Method 6-2 / SPOT 2

20 - Method 6-1 and Method 6-1 Same Day Settlement

21 - Other Pre-agreed

## Shares Rights Details

Occured date	Exercise from	Exercise until	Trading until	Rights	Price min	Price max	Closing price	Last Bid	Last Ask	Volume	Trades	Transactions Value
10/10/2023	13/10/2023	26/10/2023	23/10/2023	INTRALOT S.A. (CR)	0.051	0.051	0.051	...	...	3,067,880	248	156,476.02



---

**Forced Sales Details**

---

Securities	Category of Security	Transactions Volume	Number of Trades	Transactions Value	Note
<b>No Forced Transactions.</b>					

---

---

**Forced Sales Notes**

---

- 1 - Compulsory Public Forced Sales
- 2 - Forced Sales of Fixed Registered Shares
- 3 - Forced Sales of Remaining Fractional Shares

## Exchange Traded Funds (ETFs) Characteristics

	Transactions Date (T)	Creation / Redemption	Units (T-1)	New Units (T-1)	Redemption Units (T-1)	Units (T) [1]	Fund Assets [2]	Net Unit Price	Dividend per Unit	Dividend Date
ALPHA ETF FTSE Athex Large Cap	20/10/2023	5,000	924,675	---	---	924,675	26,723,430.00	28.9003	0.62	03/07/2023

## ETFs Notes

[1] - Units (T) = Units (T-1) + New Units (T-1) - Redemption Units (T-1)

[2] - The Creation / Redemption Units of T-1 are included.

## Non Convertible Corporate Bonds - Regulated Market

Num Listed Bonds	Nominal price	Issue price	Today's Rate	Exp. Date	Duration (years)	Note	Coupon		Trading Unit	Corporate Bonds	Accrued Int.	Yield.T.Mat	Price min	Price max	Closing price	Previous closing price/date	Volume	Transactions Value	Last order		ear min	Year max		
							Common	Preferred											Price	Buy / Sell			Date	
100,000	1,000.00	1,000.00	2.70	25/05/2026	5	---	5	---	1	COSTAMARE PARTICIPATIONS PLC (Non Convertible)	11.4000	4.2460	95.0000	97.0000	95.6750	96.3330	19/10/2023	4,000	3,872.60	95.0000	B	20/10/2023	92.6000	97.0000
320,000	1,000.00	1,000.00	3.40	21/07/2027	7	---	7	---	1	LAMDA DEVELOPMENT S.A. (Non Convertible)	8.9722	5.2250	92.3500	92.5000	92.3500	92.7830	19/10/2023	7,000	6,528.81	91.2000	B	20/10/2023	90.2000	95.5000
200,000	1,000.00	1,000.00	2.10	27/10/2027	7	---	6	---	1	O.P.A.P. S.A. (Non Convertible)	10.5000	4.3360	91.3000	91.3000	91.3000	91.2000	19/10/2023	1,000	923.50	91.3000	B	20/10/2023	89.2745	95.4000
200,000	1,000.00	1,000.00	1.90	23/03/2028	7	---	6	---	1	MOTOR OIL CORINTH REFINERIES SA (Non Convertible)	1.5306	4.3200	90.0000	90.7000	90.0934	90.5250	19/10/2023	15,000	13,536.97	88.1800	B	20/10/2023	87.5500	92.6000
100,000	1,000.00	1,000.00	2.95	11/02/2027	5	---	4	---	1	SAFE BULKERS PARTICIPATIONS PLC (Non Convertible)	6.0639	5.4560	92.0000	92.5000	92.1000	93.6110	19/10/2023	20,000	18,541.28	91.0000	B	20/10/2023	89.9269	97.9500
230,000	1,000.00	1,000.00	4.70	12/07/2029	7	---	3	---	1	LAMDA DEVELOPMENT S.A. (Non convertible)	13.5778	4.5490	99.3000	99.4500	99.4233	99.2000	19/10/2023	37,000	37,283.38	99.0000	B	20/10/2023	94.9889	101.0000
100,000	1,000.00	1,000.00	4.40	26/07/2029	7	---	3	---	1	CPLP SHIPPING HOLDINGS PLC (Non Convertible)	11.0000	5.1100	95.0000	96.5000	95.5318	95.1000	19/10/2023	11,000	10,629.50	95.0000	B	20/10/2023	94.9625	100.8000
200,000	1,000.00	1,000.00	3.60	12/03/2026	7	---	10	---	1	AEGEAN AIRLINES S.A. (Non Convertible)	4.2000	4.4490	96.4989	96.4989	96.4989	96.1940	19/10/2023	10,000	9,691.89	96.0000	B	20/10/2023	95.6301	98.9000
500,000	1,000.00	1,000.00	2.75	03/07/2027	7	---	7	---	1	GEK TERNA S.A. (Non Convertible)	8.6319	5.5860	89.3000	89.6550	89.5999	89.6630	19/10/2023	59,000	53,343.55	89.3500	B	20/10/2023	86.8000	94.4535
120,000	1,000.00	1,000.00	3.95	04/04/2025	7	---	12	---	1	GEK TERNA S.A. (Non Convertible)	2.1944	4.1130	98.5000	98.5000	98.5000	98.3000	18/10/2023	1,000	987.19	97.9500	B	20/10/2023	97.5523	100.5000
175,000	1,000.00	1,000.00	3.40	26/07/2024	5	---	9	---	1	ATTICA HOLDINGS S.A. (Non Convertible)	8.5000	5.3030	98.0000	98.0000	98.0000	98.6500	19/10/2023	5,000	4,942.50	98.0000	B	20/10/2023	96.6179	99.4500
300,000	1,000.00	1,000.00	2.30	20/07/2028	7	---	5	---	1	PRODEA REIC S.A.(Non Convertible)	6.1333	5.5740	86.4000	86.5000	86.4500	87.6740	19/10/2023	4,000	3,482.53	85.7500	B	20/10/2023	82.0100	89.1000
150,000	1,000.00	1,000.00	2.65	22/10/2026	5	---	4	---	1	CPLP SHIPPING HOLDINGS PLC (Non Convertible)	---	5.1130	92.5500	93.0000	92.7772	93.0400	19/10/2023	11,000	10,206.31	92.5500	B	20/10/2023	92.4500	96.0000
250,000	1,000.00	1,000.00	2.45	16/11/2028	7	---	4	---	1	ELVALHALCOR S.A. (Non Convertible)	10.9569	5.6900	86.0000	86.5000	86.0122	86.7000	19/10/2023	41,000	35,714.23	84.5000	B	20/10/2023	84.0000	92.0000
120,000	1,000.00	1,000.00	2.65	06/12/2028	7	---	4	---	1	NOVAL PROPERTY REIC (Non Convertible)	10.3056	5.8570	86.0000	86.6000	86.0316	86.1000	19/10/2023	19,000	16,541.81	86.0000	B	20/10/2023	83.8000	91.9500
300,000	1,000.00	1,000.00	2.30	14/12/2028	7	---	4	---	1	GEK TERNA S.A. (Non Convertible)	8.4333	6.1590	82.8000	84.0000	83.6875	84.0340	19/10/2023	4,000	3,381.23	82.8001	B	20/10/2023	80.0010	90.3500
100,000	1,000.00	1,000.00	2.80	25/01/2027	5	---	4	---	1	PREMIA S.A. (Non Convertible)	7.0778	6.4580	88.9501	90.0000	89.1462	89.6400	19/10/2023	26,000	23,362.03	89.0000	B	20/10/2023	87.6862	95.9899
500,000	1,000.00	1,000.00	4.00	10/07/2030	7	---	1	---	1	MYTILINEOS S.A. (Non Convertible)	11.7778	4.1790	98.6000	98.9999	98.7982	99.0000	19/10/2023	85,000	84,979.55	98.7500	B	20/10/2023	98.6000	100.0700

## Corporate Bonds Notes

Transactions Volume = (Pieces) \* (Nominal Price). Transactions Value = (Pieces) \* (Nominal Price) \* (price %) + (Accrued interest).

The price of a Bond is stated as a percentage (%) of Bond's Nominal Price.

Nominal Price in Euros (€), except if it is noted differently.

## Non Convertible Corporate Bonds - Regulated Market

Num Listed Bonds	Nominal price	Issue price	Today's Rate	Exp. Date	Duration (years)	Note	Coupon		Trading Unit	Corporate Bonds	Accrued Int.	Yield.T.Mat	Price min	Price max	Closing price	Previous closing price/date	Volume	Transactions Value	Last order			ear min	Year max	
							Common	Preferred											Price	Buy / Sell	Date			
150,000	1,000.00	1,000.00	2.60	22/10/2026	7	---	8	---	1	TERNA ENERGY FINANCE S.A. (Non Convertible)	---	4.7280	---	---	---	93.0000	19/10/2023	---	---	90.8301	B	20/10/2023	90.4543	95.7400

## Corporate Bonds Notes

Transactions Volume = (Pieces) \* (Nominal Price). Transactions Value = (Pieces) \* (Nominal Price) \* (price %) + (Accrued interest).

The price of a Bond is stated as a percentage (%) of Bond's Nominal Price.

Nominal Price in Euros (€), except if it is noted differently.

## Government Bonds

Number Listed Bonds	Nominal price	Today's Rate	Accrued Interest Calc	Exp. Date [1]	Duration (years)	Note	Coupons Date	Curr. coupon value	Trading Unit	Government Bonds	Price min	Price max	Closing price	Previous closing price/date	Volume	Transactions Value	Price	Last order Buy / Sell	Date
4,500,000	1,000.00	1.88	Actual/Actual	04/02/2035	15	---	04/02	1.88	1	GGB-FXD-040235-15Y-1.875-1.000	---	---	---	---	---	---	---	---	---
1,805,793	1,000.00	3.45	Actual/Actual	02/04/2024	5	---	02/04	3.45	1	GGB-FXD-020424-05Y-3.450-1.000	---	---	---	---	---	---	---	---	---
6,000,000	1,000.00	0.75	Actual/Actual	18/06/2031	10	---	18/06	0.75	1	GGB-FXD-180631-10Y-0.750-1.000	---	---	---	---	---	---	---	---	---
2,750,000	1,000.00	3.88	Actual/Actual	15/06/2028	5	---	15/06	3.88	1	GGB-FXD-150628-05Y-3.875-1.000	---	---	---	---	---	---	---	---	---
5,962,747,327	1.00	3.75	Actual/Actual	30/01/2028	10	---	/02 - 01/02 - 31/	3.75	1	GGB-FXD-300128-10Y-3.750-1.00	---	---	---	85.4610 13/07/2018	---	---	1.0000	B	28/11/2018
7,067,309,386	1.00	3.90	Actual/Actual	30/01/2033	15	---	/02 - 01/02 - 31/	3.90	1	GGB-FXD-300133-15Y-3.900-1.00	---	---	---	78.6730 13/07/2018	---	---	1.0000	B	28/11/2018
5,622,848,349	1.00	4.00	Actual/Actual	30/01/2037	19	---	/02 - 01/02 - 31/	4.00	1	GGB-FXD-300137-19Y-4.000-1.00	---	---	---	77.0370 13/07/2018	---	---	1.0000	B	28/11/2018
5,476,770,669	1.00	4.20	Actual/Actual	30/01/2042	24	---	/02 - 01/02 - 31/	4.20	1	GGB-FXD-300142-24Y-4.200-1.00	---	---	---	77.7640 13/07/2018	---	---	1.0000	B	28/11/2018
48,794,718	1.00	4.30	Actual/Actual	24/02/2024	12	---	24/02	4.30	1	GGB-FXD-240224-12Y-2.000-1.00	---	---	---	10.0000 22/06/2015	---	---	---	---	---
40,248,141	1.00	4.30	Actual/Actual	24/02/2025	13	---	24/02	4.30	1	GGB-FXD-240225-13Y-2.000-1.00	---	---	---	10.0000 22/06/2015	---	---	---	---	---
59,586,043	1.00	4.30	Actual/Actual	24/02/2026	14	---	24/02	4.30	1	GGB-FXD-240226-14Y-2.000-1.00	---	---	---	10.0000 22/06/2015	---	---	---	---	---
41,118,344	1.00	4.30	Actual/Actual	24/02/2027	15	---	24/02	4.30	1	GGB-FXD-240227-15Y-2.000-1.00	---	---	---	10.0000 22/06/2015	---	---	---	---	---
45,137,734	1.00	4.30	Actual/Actual	24/02/2028	16	---	24/02	4.30	1	GGB-FXD-240228-16Y-2.000-1.00	---	---	---	10.0000 22/06/2015	---	---	---	---	---
61,768,888	1.00	4.30	Actual/Actual	24/02/2029	17	---	24/02	4.30	1	GGB-FXD-240229-17Y-2.000-1.00	---	---	---	10.0000 22/06/2015	---	---	---	---	---
54,567,744	1.00	4.30	Actual/Actual	24/02/2030	18	---	24/02	4.30	1	GGB-FXD-240230-18Y-2.000-1.00	---	---	---	10.0000 22/06/2015	---	---	---	---	---
37,541,515	1.00	4.30	Actual/Actual	24/02/2031	19	---	24/02	4.30	1	GGB-FXD-240231-19Y-2.000-1.00	---	---	---	10.0000 22/06/2015	---	---	---	---	---
37,558,317	1.00	4.30	Actual/Actual	24/02/2032	20	---	24/02	4.30	1	GGB-FXD-240232-20Y-2.000-1.00	---	---	---	10.0000 22/06/2015	---	---	---	---	---
37,473,732	1.00	4.30	Actual/Actual	24/02/2033	21	---	24/02	4.30	1	GGB-FXD-240233-21Y-2.000-1.00	---	---	---	10.0000 22/06/2015	---	---	---	---	---
33,888,293	1.00	4.30	Actual/Actual	24/02/2034	22	---	24/02	4.30	1	GGB-FXD-240234-22Y-2.000-1.00	---	---	---	10.0000 22/06/2015	---	---	---	---	---
35,177,800	1.00	4.30	Actual/Actual	24/02/2035	23	---	24/02	4.30	1	GGB-FXD-240235-23Y-2.000-1.00	---	---	---	10.0000 22/06/2015	---	---	---	---	---
35,547,268	1.00	4.30	Actual/Actual	24/02/2036	24	---	24/02	4.30	1	GGB-FXD-240236-24Y-2.000-1.00	---	---	---	10.0000 22/06/2015	---	---	---	---	---
40,246,306	1.00	4.30	Actual/Actual	24/02/2037	25	---	24/02	4.30	1	GGB-FXD-240237-25Y-2.000-1.00	---	---	---	10.0000 22/06/2015	---	---	---	---	---
37,643,952	1.00	4.30	Actual/Actual	24/02/2038	26	---	24/02	4.30	1	GGB-FXD-240238-26Y-2.000-1.00	---	---	---	10.0000 22/06/2015	---	---	---	---	---
36,977,100	1.00	4.30	Actual/Actual	24/02/2039	27	---	24/02	4.30	1	GGB-FXD-240239-27Y-2.000-1.00	---	---	---	10.0000 22/06/2015	---	---	---	---	---
41,615,000	1.00	4.30	Actual/Actual	24/02/2040	28	---	24/02	4.30	1	GGB-FXD-240240-28Y-2.000-1.00	---	---	---	10.0000 22/06/2015	---	---	---	---	---
42,227,208	1.00	4.30	Actual/Actual	24/02/2041	29	---	24/02	4.30	1	GGB-FXD-240241-29Y-2.000-1.00	---	---	---	10.0000 22/06/2015	---	---	---	---	---
68,288,487	1.00	4.30	Actual/Actual	24/02/2042	30	---	24/02	4.30	1	GGB-FXD-240242-30Y-2.000-1.00	---	---	---	10.0000 22/06/2015	---	---	---	---	---
4,000,000	1,000.00	3.88	Actual/Actual	12/03/2029	10	---	12/03	3.88	1	GGB-FXD-120329-10Y-3.875-1.000	---	---	---	---	---	---	100.0000	B	15/10/2019
4,500,000	1,000.00	0.00	Actual/Actual	12/02/2026	5	---	12/02	0.00	1	GGB-FXD-120226-05Y-0.000-1.000	---	---	---	---	---	---	---	---	---
2,209,163	1,000.00	3.38	Actual/Actual	15/02/2025	7	---	15/02	3.38	1	GGB-FXD-150225-07Y-3.375-1.000	---	---	---	---	---	---	---	---	---
964,000	1,000.00	3.25	Actual/Actual	20/03/2025	6	---	20/03	3.25	1	GGB-FXD-200325-06Y-3.250-1.000	---	---	---	---	---	---	---	---	---
2,100,000	1,000.00	3.55	Actual/Actual	20/03/2026	7	---	20/03	3.55	1	GGB-FXD-200326-07Y-3.550-1.000	---	---	---	---	---	---	---	---	---
5,500,000	1,000.00	1.50	Actual/Actual	18/06/2030	10	---	18/06	1.50	1	GGB-FXD-180630-10Y-1.500-1.000	---	---	---	---	---	---	---	---	---
3,500,000	1,000.00	4.38	Actual/Actual	18/07/2038	15	---	18/07	4.38	1	GGB-FXD-180738-15Y-4.375-1.000	---	---	---	---	---	---	---	---	---

## Government Bonds Notes

Transactions Volume = (Pieces) \* (Nominal Price). Transactions Value = (Pieces) \* (Nominal Price) \* (price %) + (Accrued interest).

The Value of current coupon for the issues with NV 0.01 euro refers to NV 100 euros

FLR: Floating Interest Rate.

[1] - The Expiration Date of the interest bearing period and the Date for coupon payment.

## Government Bonds

Number Listed Bonds	Nominal price	Today's Rate	Accrued Interest Calc	Exp. Date [1]	Duration (years)	Note	Coupons Date	Curr. coupon value	Trading Unit	Government Bonds	Price min	Price max	Closing price	Previous closing price/date	Volume	Transactions Value	Price	Last order Buy / Sell	Date
40,000	1,000.00	4.67	FLR	Actual/360	18/09/2024	1	---	18/09 - 19/03	---	1	GGB-FLT-180924-01Y-4.670-1.000	---	---	---	---	---	---	---	---
5,364,250	1,000.00	3.25		Actual/Actual	20/03/2050	30	---	20/03	3.25	1	GGB-FXD-200350-30Y-3.250-1.000	---	---	---	---	---	---	---	---
3,924,361	1,000.00	2.00		Actual/Actual	22/04/2027	7	---	22/04	2.00	1	GGB-FXD-220427-07Y-2.000-1.000	---	---	---	---	---	99.9000	B	22/04/2020
2,500,000	1,000.00	1.88		Actual/Actual	23/07/2026	7	---	23/07	1.88	1	GGB-FXD-230726-07Y-1.875-1.000	---	---	---	---	---	---	---	---
4,250,000	1,000.00	4.25		Actual/Actual	15/06/2033	10	---	15/06	4.25	1	GGB-FXD-150633-10Y-4.250-1.000	---	---	---	---	---	---	---	---
3,500,000	1,000.00	1.88		Actual/Actual	24/01/2052	30	---	24/01	1.88	1	GGB-FXD-240152-30Y-1.875-1.000	---	---	---	---	---	---	---	---
3,700,000	1,000.00	1.75		Actual/Actual	18/06/2032	10	---	18/06	1.75	1	GGB-FXD-180632-10Y-1.750-1.000	---	---	---	---	---	---	---	---
2,200,000	1,000.00	1.13	FLR	Actual/360	15/12/2027	5	---	- 15/12 - 15/03 -	---	1	GGB-FLT-151227-05Y-1.130-1.000	---	---	---	---	---	102.1600	B	30/12/2022

## Government Bonds Notes

Transactions Volume = (Pieces) \* (Nominal Price). Transactions Value = (Pieces) \* (Nominal Price) \* (price %) + (Accrued interest).

The Value of current coupon for the issues with NV 0.01 euro refers to NV 100 euros

FLR: Floating Interest Rate.

[1] - The Expiration Date of the interest bearing period and the Date for coupon payment.

## Treasury Bills &amp; Zero Coupon Government Bonds

Issue Date	13-Week Maturity									26-Week Maturity									52-Week Maturity								
	Exp. Date	Initial Rate	Num Listed Bonds	Nominal price	Issue price	Last Trade Price	Last Trade Date	Volume Traded	Note	Exp. Date	Initial Rate	Num Listed Bonds	Nominal price	Issue price	Last Trade Price	Last Trade Date	Volume Traded	Note	Exp. Date	Initial Rate	Num Listed Bonds	Nominal price	Issue price	Last Trade Price	Last Trade Date	Volume Traded	Note
09/12/2022	---	---	---	---	---	---	---	---	---	---	---	---	---	---	---	---	---	---	08/12/2023	2.73	600,000	1,000.00	973.10	---	---	---	---
10/03/2023	---	---	---	---	---	---	---	---	---	---	---	---	---	---	---	---	---	---	08/03/2024	3.75	1,000,000	1,000.00	963.46	---	---	---	---
09/06/2023	---	---	---	---	---	---	---	---	---	---	---	---	---	---	---	---	---	---	07/06/2024	3.84	1,600,000	1,000.00	962.60	---	---	---	---
08/09/2023	---	---	---	---	---	---	---	---	---	---	---	---	---	---	---	---	---	---	06/09/2024	3.81	812,500	1,000.00	962.90	---	---	---	---

Bonds in Circulation	Currency / Min nominal traded Value	Coupons Payment Date	Current Coupon Value	Note	Coupon	Trading Unit	Issue Date	Duration (years)	Today's Interest	A.I.C in days	Bonds	Last price of previous days		Last Outcry in Cash (euro)			Trades in Pieces	Life min	Life Max
												Price	Buy / Sell	Date	Price	Buy / Sell			
<b>Corporate Bonds in Foreign Currency and Euro</b>																			
103,746	GBP / 10	01/12	0.25	---	64	1	01/12/1930	98	2.5	360	National Mortgage Bank	2.27	05/02/1996	2.27	S	05/02/1996	---	2.27	2.27
0	GBP / 10	01/12	0.25	---	66	1	01/12/1928	100	2.5	360	National Mortgage Bank	---	---	---	---	---	---	---	---

## Government Bonds Notes

A.I.C: Accrued Interest Calculation base.

FLR: Floating Interest Rate.

The minimum tradeable Nominal Value for all Demeterialised Government Titles is 100 Euros.

(μφρ-0)



## Athex &amp; ATHEXClear Members List

Member Name				Stock Market			Derivatives Market		ATHEXClear Member	
	Address	Phone	Fax	Market Member	Remote Member	Market Maker	Proprietary	Market Maker	General Clearing	Direct Clearing
A. SARRIS SECURITIES S.A.				a						
6, ΔΡΑΓΑΤΣΑΝΙΟΥ 6 ΑΘΗΝΑ	2103367700									
AEONIC SECURITIES C.I.F. P.L.C.				a						
, ΛΑΪΟΥ 6, ΓΡ. 301B, ANNA COURT	35725337600									
ALPHA BANK S.A.									a	
, ΣΤΑΔΙΟΥ 40 ΑΘΗΝΑ	2103260000									
ALPHA FINANCE INVESTMENT SERVICES SINGLE MEMBER SA				a		a	a	a		a
5, ΠΑΝΕΠΙΣΤΗΜΙΟΥ 45 ΑΘΗΝΑ	2103677400									
ARGUS STOCKBROKERS LTD				a	a		a			
25, 25 ΛΕΩΦΟΡΟΣ ΔΗΜΟΣΘΕΝΗ ΣΕΒΕΡΗ	0035722717000									
ATLANTIC SECURITIES LTD				a	a					
37, ΠΡΟΔΡΟΜΟΥ 37	0035722445400									
AXON SECURITIES S.A.				a			a			
48, ΣΤΑΔΙΟΥ 48 ΑΘΗΝΑ	2103363800									
BETA SECURITIES S.A.				a		a	a			a
29, Λ. ΑΛΕΞΑΝΔΡΑΣ 29 ΑΘΗΝΑ	2106478930									
BNP PARIBAS S.A.									a	
, ΛΑΜΨΑΚΟΥ 2 ΑΘΗΝΑ	2107468525									
BOFA SECURITIES EUROPE SA				a	a					
, 112 AVENUE KL'BER 75116	+33 153655555									
CAPITAL SECURITIES S.A.				a			a			
58, ΜΗΤΡΟΠΟΛΕΩΣ 58 ΑΘΗΝΑ	2103369700									
CITIGROUP GLOBAL MARKETS EUROPE AG				a	a					
16, REUTERWEG 16	+49 691366-0									
CITIGROUP GLOBAL MARKETS LIMITED				a						
1, 33 CANADA SQUARE -CANARY WHARF	+44 02079864000									
CREDIT SUISSE BANK (EUROPE), S.A.				a	a					
, CALLE AYALA 42, 3A PLANTA-B MADRID	+34917916000									
CREDIT SUISSE SECURITIES (EUROPE) LIMITED				a						
1, ONE CABOT SQUARE LONDON	+44 2078888888									
CYCLOS SECURITIES S.A.				a			a			
39, ΧΑΡΙΛΑΟΥ ΤΡΙΚΟΥΠΗ 6-8-10 ΑΘΗΝΑ	2103364300									
DEUTSCHE BANK S.A.					a					
1, GREAT WINCHESTER STREET LONDON	+44 20 754 54209	00441133361437								
EUROBANK EQUITIES INVESTMENT FIRM SINGLE MEMBER SA				a		a	a	a		a
, ΦΙΛΕΛΛΗΝΩΝ 10 & ΞΕΝΟΦΩΝΤΟΣ 13 ΑΘΗΝΑ	2103720425									
EUROBANK S.A.									a	
, ΟΘΩΝΟΣ 8 ΑΘΗΝΑ	2144043907									
EUROCORP INVESTMENT SERVICES S.A.				a			a			a
14, ΠΛ.ΦΙΛΙΚΗΣ ΕΤΑΙΡΕΙΑΣ 14 ΑΘΗΝΑ	2107263600									
EUOTRUST INVESTMENT FIRM SA				a						
113, ΣΕΒΑΣΤΟΥΠΟΛΕΩΣ 113 ΑΘΗΝΑ	2103363100									
EUROXX SECURITIES S.A.				a		a	a	a		a
7, ΠΑΛΕΟΛΟΓΟΥ CHALANDRI	+30 2106879400	210-6879401								
7, ΠΑΛΑΙΟΛΟΓΟΥ CHALANDRI	(210)-6879400	(210)-6879401								
FREEDOM FINANCE EUROPE LTD				a	a					
, ΧΡΙΣΤΑΚΗ ΚΡΑΝΟΥ 20	035725257786									
G. A. PERVANAS SECURITIES- INVESTMENT SERVICES S.A.				a						
7-9, ΣΟΦΟΚΛΕΟΥΣ 7-9 ΑΘΗΝΑ	2103727200									
GLOBAL CAPITAL SECURITIES & FINANCIAL SERVICES LTD				a	a					
50, ΛΑΡΧΙΕΠΙΣΚΟΠΟΥ ΜΑΚΑΡΙΟΥ Γ50	0035722710710									
GREENPOST TRADING EUROPE LTD				a	a	a				
, ΚΙΜΩΝΟΣ 3, ACROPOLIS MANSIONS, 2ND FLOOR, FLAT/OFFICE 202	035722521389									
HELLENIC AMERICAN SECURITIES S.A.				a		a	a			a
27, ΑΝΔΡΕΑ ΠΑΠΑΝΔΡΕΟΥ 27 MAROUSI	2103311100									
HELLENIC BANK (INVESTMENTS) LTD					a					
, ΑΥΕ.ΚΥΡΙΑΚΟΥ MATSI 31 - PO BOX 24747 NICOSIA	+357 22500100	357 22500110								
HSBC CONTINENTAL EUROPE									a	
109-111, Λ.ΜΕΣΟΓΕΙΩΝ 109-111	2106960000									
INDEX SECURITIES S.A.				a						
6, ΔΡΑΓΑΤΣΑΝΙΟΥ 6 ΑΘΗΝΑ	2103213920									
J. CHR. MAVRIKIS SECURITIES S.A.				a						
5, ΣΟΦΟΚΛΕΟΥΣ 5 ΑΘΗΝΑ	2103216730									

## Athex &amp; ATHEXClear Members List

Member Name				Stock Market			Derivatives Market		ATHEXClear Member	
	Address	Phone	Fax	Market Member	Remote Member	Market Maker	Proprietary	Market Maker	General Clearing	Direct Clearing
KAPPA SECURITIES S.A.				a			a			
15, ΒΑΛΑΩΡΙΤΟΥ 15 ΑΘΗΝΑ	2103678600									
KARAMANOF SECURITIES & INVESTMENT SERVICES S.A.				a						
2, ΠΛ.ΑΓ.ΘΕΟΔΩΡΩΝ 2 ΑΘΗΝΑ	2103212947									
LAIKI FINANCIAL SERVICES LTD					a					
26, AVE. VYRONOS NICOSIA	357 22367367	357 22718567								
LEON DEPOLAS SECURITIES S.A.				a		a	a			
1, ΧΡΗΣΤΟΥ ΛΑΔΑ 1 ΑΘΗΝΑ	2103213276 -28									
MEGA EQUITY SECURITIES & FINANCIAL SERVICES PUBLIC LTD				a	a		a			
42-44, ΛΕΩΦ.ΓΡΙΒΑ ΔΙΓΕΝΗ 42-44	0035722711711									
MERIT SECURITIES S.A				a		a	a			a
5, ΣΟΦΟΚΛΕΟΥΣ 5 ΑΘΗΝΑ	2103671880									
MERRILL LYNCH INTERNATIONAL				a						
2, 2 KING EDWARD STREET LONDON	+44 20276281000									
N. CHRYSOCHOIDIS SECURITIES S.A.				a			a			a
7-9, ΣΟΦΟΚΛΕΟΥΣ 7-9 ΑΘΗΝΑ	2103213913									
NATIONAL BANK OF GREECE S.A.				a		a	a		a	
86, ΑΙΟΛΟΥ ΣΤΡ. ΑΘΗΝΑ	(210)-3341000	(210)-3228187								
68, ΑΚΑΔΙΜΙΑΣ ΣΤΡ. ΑΘΗΝΑ	(210)-3328817	(210)-3328678								
NATIONAL SECURITIES SINGLE MEMBER SA				a		a	a	a		
66, ΛΕΩΦΟΡΟΣ ΑΘΗΝΩΝ 128-132 & ΙΦΙΓΕΝΙΑΣ ΑΘΗΝΑ	2103328784									
NUNTIUS BROKERAGE AND INVESTMENT SERVICES S.A				a						
6, ΔΡΑΓΑΤΣΑΝΙΟΥ 6 ΑΘΗΝΑ	2103350599									
ONE PLUS CAPITAL LIMITED				a	a					
, 75 PRODROMOU AVENUE NICOSIA 1307	35722873760									
OPTIMA BANK S.A.				a		a	a	a	a	
, ΑΙΓΙΑΛΕΙΑΣ 32 & ΠΑΡΑΔΕΙΣΟΥ ΜΑΡΟΥΣΙ	210 8173000									
PANCRETA BANK S.A									a	
, ΙΚΑΡΟΥ 5	2810338746									
PANTELAKIS SECURITIES S.A.				a		a	a	a		
57, ΕΘΝΙΚΗΣ ΑΝΤΙΣΤΑΣΕΩΣ 57, ΚΤΙΠΙΟ Β CHALANDRI	2106965000								a	
PIRAEUS BANK S.A.				a			a			
, ΑΜΕΡΙΚΗΣ 4 ΑΘΗΝΑ	2103335000									
PIRAEUS SECURITIES S. A.				a		a	a	a		a
10, ΣΤΑΔΙΟΥ 10 ΑΘΗΝΑ	2103354100									
PROCHOICE SECURITIES LTD				a	a					
57, ΛΕΩΦ.ΣΠΥΡΟΥ ΚΥΠΡΙΑΝΟΥ 57, ΑΚΙΝΗΤΑ Φ	035724661192									
SHARELINK SECURITIES & FINANCIAL SERVICES LTD				a			a			
6, HOUSE-ΘΕΟΤΟΚΗ 6 ΜΕΓΑΡΟ ΕΛΜΗΝΑ	+357 22554200									
SOCIETE GENERALE S.A.				a	a		a			
, 17 COURS VALMY, CEDEX	+157290504									
SOLIDUS SECURITIES S.A				a			a			a
64, ΛΟΥΙΖΗΣ ΠΙΑΝΚΟΥΡ 64 ΑΘΗΝΑ	2106900600									
ST. EM. LAVRENTAKIS SECURITIES S.A.				a			a			
7-9, ΣΟΦΟΚΛΕΟΥΣ 7-9 ΑΘΗΝΑ	2103213336									
THE CYPRUS INVESTMENT & SECURITIES CORPORATION LTD				a	a					
154, ΑΓΙΟΥ ΠΡΟΚΟΠΙΟΥ & ΠΟΣΕΙΔΩΝΟΣ 1	0035722121700									
UBS EUROPE SE				a	a					
, OPERNTURM, BOCKENHEIMER LANDSTRASSE 2-4	496921790									
UBS LIMITED					a					
1, FINSBURY AVENUE LONDON	+44 2075687135									

## List of Stocks under Market Making operations

Securities	Market Maker	Start Market Making	Stock Category	Suspension Status
MLS MULTIMEDIA SA (CR)				
	PIRAEUS SECURITIES S. A.	01/08/2019		
ALPHA ETF FTSE Athex Large Cap			Exchange Traded Funds (ETFs)	
	ALPHA FINANCE INVESTMENT SERVICES SINGLE MEMBER SA	02/01/1900		
	NATIONAL SECURITIES SINGLE MEMBER SA	02/01/1900		
ADMIE (IPTO) HOLDING S.A. (CR)			Main Market	
	EUROBANK EQUITIES INVESTMENT FIRM SINGLE MEMBER SA	24/05/2021		
	HELLENIC AMERICAN SECURITIES S.A.	09/03/2020		
	PIRAEUS SECURITIES S. A.	29/06/2017		
AEGEAN AIRLINES (CR)			Main Market	
	EUROBANK EQUITIES INVESTMENT FIRM SINGLE MEMBER SA	22/09/2020		
ALPHA SERVICES HOLD (CR)			Main Market	
	ALPHA FINANCE INVESTMENT SERVICES SINGLE MEMBER SA	29/02/2016		
	EUROBANK EQUITIES INVESTMENT FIRM SINGLE MEMBER SA	22/10/2006		
	GREENPOST TRADING EUROPE LTD	12/06/2023		
	HELLENIC AMERICAN SECURITIES S.A.	25/07/2014		
	LEON DEPOLAS SECURITIES S.A.	04/01/2016		
	MERIT SECURITIES S.A	03/09/2012		
	NATIONAL SECURITIES SINGLE MEMBER SA	02/01/1900		
	PIRAEUS SECURITIES S. A.	28/05/2009		
ALPHA TRUST (CR)			Main Market	
	EUROBANK EQUITIES INVESTMENT FIRM SINGLE MEMBER SA	06/02/2023		
	LEON DEPOLAS SECURITIES S.A.	04/01/2021		
ALUMIL (CR)			Main Market	
	PIRAEUS SECURITIES S. A.	31/07/2023		
ANDROMEDA SA (CR)			Main Market	
	BETA SECURITIES S.A.	15/02/2021		
	OPTIMA BANK S.A.	03/04/2023		
ATTICA BANK S.A. (CR)			Main Market	
	EUROXX SECURITIES S.A.	22/01/2016		
	PIRAEUS SECURITIES S. A.	20/09/2017		
AUSTRIACARD (CB)			Main Market	
	BETA SECURITIES S.A.	23/03/2023		
	EUROBANK EQUITIES INVESTMENT FIRM SINGLE MEMBER SA	15/05/2023		
AUTOHELLAS SA (CR)			Main Market	
	ALPHA FINANCE INVESTMENT SERVICES SINGLE MEMBER SA	01/07/2019		
	EUROXX SECURITIES S.A.	02/07/2018		
AVAX S.A. (CR)			Main Market	
	EUROBANK EQUITIES INVESTMENT FIRM SINGLE MEMBER SA	14/12/2015		
	OPTIMA BANK S.A.	04/09/2023		
	PIRAEUS SECURITIES S. A.	01/02/2021		
AVE (CR)			Main Market	
	EUROXX SECURITIES S.A.	05/06/2020		
BRIO PROPERTIES (CR)			Main Market	
	EUROBANK EQUITIES INVESTMENT FIRM SINGLE MEMBER SA	09/09/2019		
	LEON DEPOLAS SECURITIES S.A.	22/02/2021		
CC HBC AG (CR)			Main Market	
	BETA SECURITIES S.A.	08/03/2021		
	NATIONAL SECURITIES SINGLE MEMBER SA	02/01/1900		
	PIRAEUS SECURITIES S. A.	04/05/2015		
CENERGY HOLDINGS (CB)			Main Market	
	ALPHA FINANCE INVESTMENT SERVICES SINGLE MEMBER SA	02/01/2016		
	EUROBANK EQUITIES INVESTMENT FIRM SINGLE MEMBER SA	02/01/2016		
	OPTIMA BANK S.A.	14/03/2022		
	PANTELAKIS SECURITIES S.A.	27/12/2022		
CNL CAPITAL (CR)			Main Market	
	MERIT SECURITIES S.A	01/10/2018		
DIMAND (CR)			Main Market	
	ALPHA FINANCE INVESTMENT SERVICES SINGLE MEMBER SA	08/08/2022		
	EUROBANK EQUITIES INVESTMENT FIRM SINGLE MEMBER SA	08/08/2022		
	PANTELAKIS SECURITIES S.A.	15/05/2023		
EKTER SA (CR)			Main Market	
	BETA SECURITIES S.A.	26/09/2022		
	EUROBANK EQUITIES INVESTMENT FIRM SINGLE MEMBER SA	16/10/2017		
	LEON DEPOLAS SECURITIES S.A.	21/05/2018		
ELASTRON (CR)			Main Market	
	LEON DEPOLAS SECURITIES S.A.	20/02/2017		

## List of Stocks under Market Making operations

Securities	Stock Category
Market Maker	Start Market Making
<b>ELLAKTOR (CR)</b>	Main Market
ALPHA FINANCE INVESTMENT SERVICES SINGLE MEMBER SA	18/03/2019
EUROBANK EQUITIES INVESTMENT FIRM SINGLE MEMBER SA	01/06/2012
EUROXX SECURITIES S.A.	24/09/2018
NATIONAL SECURITIES SINGLE MEMBER SA	02/01/1900
PIRAEUS SECURITIES S. A.	22/10/2018
<b>ELTON SA (CR)</b>	Main Market
EUROBANK EQUITIES INVESTMENT FIRM SINGLE MEMBER SA	28/11/2022
OPTIMA BANK S.A.	30/01/2023
<b>ELVALHALCOR (CR)</b>	Main Market
ALPHA FINANCE INVESTMENT SERVICES SINGLE MEMBER SA	07/05/2018
BETA SECURITIES S.A.	09/01/2023
EUROBANK EQUITIES INVESTMENT FIRM SINGLE MEMBER SA	07/05/2018
<b>ENTERSOFT (CR)</b>	Main Market
ALPHA FINANCE INVESTMENT SERVICES SINGLE MEMBER SA	23/03/2023
EUROBANK EQUITIES INVESTMENT FIRM SINGLE MEMBER SA	22/06/2020
<b>EUROBANK HOLDINGS (CR)</b>	Main Market
ALPHA FINANCE INVESTMENT SERVICES SINGLE MEMBER SA	09/01/2006
EUROBANK EQUITIES INVESTMENT FIRM SINGLE MEMBER SA	01/06/2012
GREENPOST TRADING EUROPE LTD	12/06/2023
HELLENIC AMERICAN SECURITIES S.A.	25/07/2014
LEON DEPOLAS SECURITIES S.A.	30/11/2018
MERIT SECURITIES S.A	06/11/2017
NATIONAL SECURITIES SINGLE MEMBER SA	02/01/1900
PIRAEUS SECURITIES S. A.	28/09/2009
<b>EUROCONSULTANTS S.A. (CR)</b>	Main Market
OPTIMA BANK S.A.	01/02/2023
<b>EYDAP S.A. (CR)</b>	Main Market
ALPHA FINANCE INVESTMENT SERVICES SINGLE MEMBER SA	27/01/2020
EUROBANK EQUITIES INVESTMENT FIRM SINGLE MEMBER SA	10/06/2019
<b>FOURLIS (CR)</b>	Main Market
EUROBANK EQUITIES INVESTMENT FIRM SINGLE MEMBER SA	01/12/2016
PIRAEUS SECURITIES S. A.	06/03/2017
<b>GEK TERNA (CR)</b>	Main Market
BETA SECURITIES S.A.	08/03/2021
EUROBANK EQUITIES INVESTMENT FIRM SINGLE MEMBER SA	24/05/2021
PIRAEUS SECURITIES S. A.	29/08/2019
<b>GR. SARANTIS S.A. (CR)</b>	Main Market
BETA SECURITIES S.A.	14/05/2012
EUROBANK EQUITIES INVESTMENT FIRM SINGLE MEMBER SA	24/10/2016
<b>HELLENIC EXCHANGES-A.S.E. (CR)</b>	Main Market
HELLENIC AMERICAN SECURITIES S.A.	01/09/2014
NATIONAL SECURITIES SINGLE MEMBER SA	02/01/1900
PIRAEUS SECURITIES S. A.	04/05/2015
<b>HELLENIQ ENERGY (CR)</b>	Main Market
HELLENIC AMERICAN SECURITIES S.A.	14/09/2015
PIRAEUS SECURITIES S. A.	20/03/2017
<b>IDEAL HOLDINGS (CR)</b>	Main Market
EUROBANK EQUITIES INVESTMENT FIRM SINGLE MEMBER SA	07/06/2021
PIRAEUS SECURITIES S. A.	07/06/2021
<b>INTERCONTINENTAL (CR)</b>	Main Market
LEON DEPOLAS SECURITIES S.A.	03/06/2019
<b>INTERLIFE G.C.I.(CR)</b>	Main Market
BETA SECURITIES S.A.	24/10/2022
<b>INTERWOOD-XYLEMPORIA (CR)</b>	Main Market
EUROBANK EQUITIES INVESTMENT FIRM SINGLE MEMBER SA	05/07/2021
PANTELAKIS SECURITIES S.A.	01/07/2021
<b>INTRAKAT (CR)</b>	Main Market
BETA SECURITIES S.A.	04/10/2021
PANTELAKIS SECURITIES S.A.	10/10/2022
<b>JUMBO SA (CR)</b>	Main Market
BETA SECURITIES S.A.	01/02/2021
EUROBANK EQUITIES INVESTMENT FIRM SINGLE MEMBER SA	25/05/2020
GREENPOST TRADING EUROPE LTD	12/06/2023
MERIT SECURITIES S.A	06/11/2017
PIRAEUS SECURITIES S. A.	06/03/2017
<b>KLOUKINAS - LAPPAS SA (CR)</b>	Main Market
OPTIMA BANK S.A.	02/01/2023

## List of Stocks under Market Making operations

Securities	Stock Category
Market Maker	Start Market Making
<b>KRI-KRI S.A. (CR)</b>	<b>Main Market</b>
EUROBANK EQUITIES INVESTMENT FIRM SINGLE MEMBER SA	07/05/2018
LEON DEPOLAS SECURITIES S.A.	16/01/2017
<b>LAMDA DEVELOPMENT SA (CR)</b>	<b>Main Market</b>
EUROBANK EQUITIES INVESTMENT FIRM SINGLE MEMBER SA	08/12/2014
PANTELAKIS SECURITIES S.A.	06/11/2017
PIRAEUS SECURITIES S. A.	29/06/2017
<b>LAMPSA HOTEL SA (CR)</b>	<b>Main Market</b>
LEON DEPOLAS SECURITIES S.A.	16/01/2017
<b>MIG (CR)</b>	<b>Main Market</b>
PIRAEUS SECURITIES S. A.	02/02/2009
<b>MOTODYNAMICS S.A. (CR)</b>	<b>Main Market</b>
OPTIMA BANK S.A.	25/08/2023
<b>MOTOR OIL (CR)</b>	<b>Main Market</b>
BETA SECURITIES S.A.	08/03/2021
EUROBANK EQUITIES INVESTMENT FIRM SINGLE MEMBER SA	22/10/2006
GREENPOST TRADING EUROPE LTD	12/06/2023
LEON DEPOLAS SECURITIES S.A.	01/04/2019
MERIT SECURITIES S.A	25/02/2019
NATIONAL SECURITIES SINGLE MEMBER SA	02/01/1900
PIRAEUS SECURITIES S. A.	04/05/2015
<b>MPL KEDROS (CR)</b>	<b>Main Market</b>
MERIT SECURITIES S.A	30/09/2022
<b>MYTILINEOS (CR)</b>	<b>Main Market</b>
ALPHA FINANCE INVESTMENT SERVICES SINGLE MEMBER SA	15/04/2019
BETA SECURITIES S.A.	11/04/2022
EUROBANK EQUITIES INVESTMENT FIRM SINGLE MEMBER SA	20/09/2017
GREENPOST TRADING EUROPE LTD	12/06/2023
MERIT SECURITIES S.A	25/02/2019
NATIONAL SECURITIES SINGLE MEMBER SA	02/01/1900
PIRAEUS SECURITIES S. A.	04/05/2015
<b>NATIONAL BANK (CR)</b>	<b>Main Market</b>
ALPHA FINANCE INVESTMENT SERVICES SINGLE MEMBER SA	09/01/2006
EUROBANK EQUITIES INVESTMENT FIRM SINGLE MEMBER SA	22/10/2006
GREENPOST TRADING EUROPE LTD	12/06/2023
HELLENIC AMERICAN SECURITIES S.A.	25/07/2014
LEON DEPOLAS SECURITIES S.A.	20/05/2015
MERIT SECURITIES S.A	03/09/2012
NATIONAL SECURITIES SINGLE MEMBER SA	02/01/1900
PIRAEUS SECURITIES S. A.	08/09/2008
<b>OPAP (CR)</b>	<b>Main Market</b>
ALPHA FINANCE INVESTMENT SERVICES SINGLE MEMBER SA	09/01/2006
BETA SECURITIES S.A.	11/04/2022
EUROBANK EQUITIES INVESTMENT FIRM SINGLE MEMBER SA	22/10/2006
GREENPOST TRADING EUROPE LTD	12/06/2023
HELLENIC AMERICAN SECURITIES S.A.	25/07/2014
MERIT SECURITIES S.A	20/03/2017
NATIONAL SECURITIES SINGLE MEMBER SA	02/01/1900
PIRAEUS SECURITIES S. A.	04/05/2015
<b>OTE (CR)</b>	<b>Main Market</b>
ALPHA FINANCE INVESTMENT SERVICES SINGLE MEMBER SA	09/01/2006
BETA SECURITIES S.A.	11/04/2022
EUROBANK EQUITIES INVESTMENT FIRM SINGLE MEMBER SA	22/10/2006
GREENPOST TRADING EUROPE LTD	12/06/2023
HELLENIC AMERICAN SECURITIES S.A.	25/07/2014
LEON DEPOLAS SECURITIES S.A.	20/04/2015
MERIT SECURITIES S.A	20/03/2017
NATIONAL SECURITIES SINGLE MEMBER SA	02/01/1900
PIRAEUS SECURITIES S. A.	08/09/2008
<b>P.P.A. S.A. (CR)</b>	<b>Main Market</b>
EUROBANK EQUITIES INVESTMENT FIRM SINGLE MEMBER SA	06/02/2019
<b>PAPOUTSANIS (CR)</b>	<b>Main Market</b>
ALPHA FINANCE INVESTMENT SERVICES SINGLE MEMBER SA	19/11/2018
BETA SECURITIES S.A.	25/11/2013
<b>PETROPOULOS PETROS (CR)</b>	<b>Main Market</b>
EUROBANK EQUITIES INVESTMENT FIRM SINGLE MEMBER SA	01/04/2019
PANTELAKIS SECURITIES S.A.	16/03/2020

## List of Stocks under Market Making operations

Securities	Stock Category
Market Maker	Start Market Making
<b>PIRAEUS FINANCIAL HOLD (CR)</b>	<b>Main Market</b>
ALPHA FINANCE INVESTMENT SERVICES SINGLE MEMBER SA	15/04/2019
EUROBANK EQUITIES INVESTMENT FIRM SINGLE MEMBER SA	22/10/2006
EUROXX SECURITIES S.A.	15/02/2016
GREENPOST TRADING EUROPE LTD	12/06/2023
HELLENIC AMERICAN SECURITIES S.A.	25/07/2014
LEON DEPOLAS SECURITIES S.A.	30/11/2018
MERIT SECURITIES S.A	16/09/2013
NATIONAL SECURITIES SINGLE MEMBER SA	02/01/1900
PIRAEUS SECURITIES S. A.	16/02/2009
<b>PPC (CR)</b>	<b>Main Market</b>
ALPHA FINANCE INVESTMENT SERVICES SINGLE MEMBER SA	09/01/2006
BETA SECURITIES S.A.	01/02/2021
EUROBANK EQUITIES INVESTMENT FIRM SINGLE MEMBER SA	22/10/2006
GREENPOST TRADING EUROPE LTD	12/06/2023
HELLENIC AMERICAN SECURITIES S.A.	01/09/2014
MERIT SECURITIES S.A	06/11/2017
NATIONAL SECURITIES SINGLE MEMBER SA	02/01/1900
PIRAEUS SECURITIES S. A.	28/09/2009
<b>PREMA (CR)</b>	<b>Main Market</b>
BETA SECURITIES S.A.	01/06/2021
LEON DEPOLAS SECURITIES S.A.	05/12/2022
PANTELAKIS SECURITIES S.A.	23/12/2021
<b>PROFILE SA (CR)</b>	<b>Main Market</b>
OPTIMA BANK S.A.	03/04/2023
PANTELAKIS SECURITIES S.A.	01/07/2019
<b>QUALITY &amp; RELIABILITY SA (CR)</b>	<b>Main Market</b>
OPTIMA BANK S.A.	03/01/2023
<b>QUEST HOLDINGS (CR)</b>	<b>Main Market</b>
BETA SECURITIES S.A.	26/03/2018
EUROBANK EQUITIES INVESTMENT FIRM SINGLE MEMBER SA	28/01/2019
<b>REVOIL (CR)</b>	<b>Main Market</b>
BETA SECURITIES S.A.	26/06/2023
<b>SIDMA STEEL (CR)</b>	<b>Main Market</b>
OPTIMA BANK S.A.	25/05/2023
<b>SPACE HELLAS SA (CR)</b>	<b>Main Market</b>
MERIT SECURITIES S.A	09/12/2022
<b>TECHNICAL OLYMPIC SA (CR)</b>	<b>Main Market</b>
OPTIMA BANK S.A.	05/07/2023
<b>TERNA ENERGY (CR)</b>	<b>Main Market</b>
EUROBANK EQUITIES INVESTMENT FIRM SINGLE MEMBER SA	24/05/2021
PIRAEUS SECURITIES S. A.	09/12/2019
<b>THRACE PLASTICS SA (CR)</b>	<b>Main Market</b>
ALPHA FINANCE INVESTMENT SERVICES SINGLE MEMBER SA	26/03/2018
EUROBANK EQUITIES INVESTMENT FIRM SINGLE MEMBER SA	26/03/2018
<b>TITAN CEMENT (CB)</b>	<b>Main Market</b>
BETA SECURITIES S.A.	01/02/2021
EUROBANK EQUITIES INVESTMENT FIRM SINGLE MEMBER SA	06/11/2019
PIRAEUS SECURITIES S. A.	18/01/2021
<b>TZIRAKIAN PROFIL (CR)</b>	<b>Main Market</b>
LEON DEPOLAS SECURITIES S.A.	19/07/2021
<b>VIOHALCO SA/MV (CB)</b>	<b>Main Market</b>
ALPHA FINANCE INVESTMENT SERVICES SINGLE MEMBER SA	11/03/2008
EUROBANK EQUITIES INVESTMENT FIRM SINGLE MEMBER SA	04/03/2014
MERIT SECURITIES S.A	17/03/2014

Underlying Asset				Derivatives Market													
Price max	Price min	Closing price	change	Delivery Month	Open price	Price max	Price min	Last price	Closing price	Last Bid	Last Ask	Fixing price*	Life high	Life low	Trades	Volume	Open Interest
<b>FTSE/Athex Large Cap</b>				(Trade Unit: 1 Index Point x 2E, Cash Settlement)													
2,891.61	2,853.94	2,884.56	-0.04%	October 2023	2,860.00	2,885.00	2,852.00	2,877.00	2,877.00	---	---	---	3,239.25	---	114	669	843
				November 2023	2,878.00	2,882.00	2,840.00	2,877.50	2,877.50	---	---	---	3,094.00	---	196	1,346	2,429
				December 2023	2,864.00	2,868.00	2,843.50	2,868.00	2,868.00	---	---	---	2,882.75	---	6	27	81
				March 2024	---	---	---	---	2,909.25	---	---	---	---	---	---	---	---
				June 2024	---	---	---	---	2,925.00	---	---	---	---	---	---	---	---
				September 2024	---	---	---	---	2,939.75	---	---	---	---	---	---	---	---
<b>FTSE/Athex Banks</b>				(Trade Unit: 1 Index Point x 15E, Cash Settlement)													
946.90	922.26	943.00	0.37%	December 2023	952.00	952.00	947.50	949.25	949.25	---	---	---	1,024.75	---	6	22	1,964
				March 2024	---	---	---	---	947.25	---	---	---	---	---	---	---	---
				June 2024	---	---	---	---	952.25	---	---	---	---	---	---	---	---
				September 2024	---	---	---	---	957.00	---	---	---	---	---	---	---	---
<b>MSCI GREECE REBASED</b>				(Trade Unit: 1 Index Point x 2E, Cash Settlement)													
4,645.97	4,562.64	4,631.86	0.19%	October 2023	---	---	---	---	4,633.50	---	---	---	5,169.00	---	---	---	2
				November 2023	---	---	---	---	4,619.25	---	---	---	4,708.25	---	---	---	83
				December 2023	---	---	---	---	4,791.25	---	---	---	5,012.25	---	---	---	20
				January 2024	---	---	---	---	4,594.75	---	---	---	4,683.25	---	---	---	---
				February 2024	---	---	---	---	4,654.00	---	---	---	---	---	---	---	---
				March 2024	---	---	---	---	4,661.25	---	---	---	---	---	---	---	---
				June 2024	---	---	---	---	4,686.25	---	---	---	---	---	---	---	---
				September 2024	---	---	---	---	4,709.75	---	---	---	---	---	---	---	---

Derivatives notes

Fixing prices and final open positions can be retrieved from the following path <http://www.helex.gr/el/web/guest/statistics-end-of-day-derivatives>

Underlying Asset				Derivatives Market													
Price max	Price min	Closing price	change	Delivery Month	Open price	Price max	Price min	Last price	Closing price	Last Bid	Last Ask	Fixing price*	Life high	Life low	Trades	Volume	Open Interest
<b>ADMIE (IPTO) HOLDING S.A. (CR)</b>				(Contract Size: 100 Securities, Physical Delivery)													
1.984	1.95	1.968	-0.81%	December 2023	1.98	1.99	1.97	1.97	1.97	---	---	---	2.42	---	11	99	21,221
				March 2024	---	---	---	---	2.00	---	---	---	---	---	---	---	---
				June 2024	---	---	---	---	2.01	---	---	---	---	---	---	---	---
				September 2024	---	---	---	---	2.02	---	---	---	---	---	---	---	---
<b>AEGEAN AIRLINES (CR)</b>				(Contract Size: 100 Securities, Physical Delivery)													
10	9.67	9.8	-3.16%	December 2023	9.99	9.99	9.68	9.82	9.82	---	---	---	13.64	---	180	708	4,952
				March 2024	---	---	---	---	10.20	---	---	---	---	---	---	---	---
				June 2024	---	---	---	---	10.26	---	---	---	---	---	---	---	---
				September 2024	---	---	---	---	10.31	---	---	---	---	---	---	---	---
<b>ALPHA SERVICES HOLD (CR)</b>				(Contract Size: 100 Securities, Physical Delivery)													
1.288	1.2465	1.27	0.00%	December 2023	1.26	1.29	1.26	1.27	1.27	---	---	---	1.65	---	179	9,447	190,158
				March 2024	---	---	---	---	1.28	---	---	---	---	---	---	---	---
				June 2024	---	---	---	---	1.29	---	---	---	1.30	---	---	---	3
				September 2024	---	---	---	---	1.29	---	---	---	---	---	---	---	---
<b>AUTOHELLAS SA (CR)</b>				(Contract Size: 100 Securities, Physical Delivery)													
12.9	12.7	12.84	-0.62%	December 2023	---	---	---	---	12.94	---	---	---	14.22	---	---	---	76
				March 2024	---	---	---	---	13.03	---	---	---	---	---	---	---	---
				June 2024	---	---	---	---	13.10	---	---	---	---	---	---	---	---
				September 2024	---	---	---	---	13.16	---	---	---	---	---	---	---	---
<b>AVAX S.A. (CR)</b>				(Contract Size: 100 Securities, Physical Delivery)													
1.23	1.18	1.214	-1.30%	December 2023	1.24	1.24	1.23	1.23	1.23	---	---	---	1.49	---	2	21	1,391
				March 2024	---	---	---	---	1.24	---	---	---	---	---	---	---	---
				June 2024	---	---	---	---	1.25	---	---	---	---	---	---	---	---
				September 2024	---	---	---	---	1.25	---	---	---	---	---	---	---	---
<b>CC HBC AG (CR)</b>				(Contract Size: 100 Securities, Physical Delivery)													
24.99	24.05	24.35	-0.65%	December 2023	24.18	24.21	24.12	24.21	24.21	---	---	---	27.19	---	6	14	439
				March 2024	---	---	---	---	24.71	---	---	---	---	---	---	---	---
				June 2024	---	---	---	---	24.84	---	---	---	---	---	---	---	---
				September 2024	---	---	---	---	24.97	---	---	---	---	---	---	---	---
<b>CENERGY HOLDINGS (CB)</b>				(Contract Size: 100 Securities, Physical Delivery)													
5.73	5.6	5.7	-0.52%	December 2023	5.66	5.73	5.59	5.70	5.70	---	---	---	7.22	---	15	75	5,606
				March 2024	---	---	---	---	5.78	---	---	---	---	---	---	---	---
				June 2024	---	---	---	---	5.81	---	---	---	---	---	---	---	---
				September 2024	---	---	---	---	5.84	---	---	---	---	---	---	---	---

Derivatives notes

Fixing prices and final open positions can be retrieved from the following path <http://www.helex.gr/el/web/guest/statistics-end-of-day-derivatives>



Underlying Asset				Derivatives Market													
Price max	Price min	Closing price	change	Delivery Month	Open price	Price max	Price min	Last price	Closing price	Last Bid	Last Ask	Fixing price*	Life high	Life low	Trades	Volume	Open Interest
<b>ELLAKTOR (CR)</b>				(Contract Size: 100 Securities, Physical Delivery)													
2.04	1.98	1.98	-2.94%	December 2023	2.00	2.02	1.99	1.99	1.99	---	---	---	2.31	---	4	35	586
				March 2024	---	---	---	---	2.06	---	---	---	---	---	---	---	---
				June 2024	---	---	---	---	2.07	---	---	---	---	---	---	---	---
				September 2024	---	---	---	---	2.08	---	---	---	---	---	---	---	---
<b>ELVALHALCOR (CR)</b>				(Contract Size: 100 Securities, Physical Delivery)													
1.624	1.596	1.61	0.12%	December 2023	1.63	1.63	1.63	1.63	1.63	---	---	---	2.09	---	4	12	1,393
				March 2024	---	---	---	---	1.62	---	---	---	---	---	---	---	---
				June 2024	---	---	---	---	1.63	---	---	---	---	---	---	---	---
				September 2024	---	---	---	---	1.64	---	---	---	---	---	---	---	---
<b>EUROBANK HOLDINGS (CR)</b>				(Contract Size: 100 Securities, Physical Delivery)													
1.532	1.492	1.53	0.66%	December 2023	1.51	1.54	1.50	1.54	1.54	---	---	---	1.60	---	80	2,405	34,038
				March 2024	---	---	---	---	1.53	---	---	---	---	---	---	---	---
				June 2024	---	---	---	---	1.54	---	---	---	---	---	---	---	---
				September 2024	---	---	---	---	1.55	---	---	---	---	---	---	---	---
<b>EYDAP S.A. (CR)</b>				(Contract Size: 100 Securities, Physical Delivery)													
5.58	5.47	5.5	-1.43%	December 2023	5.53	5.53	5.53	5.53	5.53	---	---	---	6.52	---	1	1	2,381
				March 2024	---	---	---	---	5.63	---	---	---	---	---	---	---	---
				June 2024	---	---	---	---	5.66	---	---	---	---	---	---	---	---
				September 2024	---	---	---	---	5.68	---	---	---	---	---	---	---	---
<b>FOURLIS (CR)</b>				(Contract Size: 100 Securities, Physical Delivery)													
4.19	4.075	4.14	-0.96%	December 2023	---	---	---	---	4.24	---	---	---	4.65	---	---	---	585
				March 2024	---	---	---	---	4.21	---	---	---	---	---	---	---	---
				June 2024	---	---	---	---	4.24	---	---	---	---	---	---	---	---
				September 2024	---	---	---	---	4.26	---	---	---	---	---	---	---	---
<b>GEK TERNA (CR)</b>				(Contract Size: 100 Securities, Physical Delivery)													
13.1	12.8	12.98	0.00%	December 2023	12.90	13.10	12.90	12.99	12.99	---	---	---	13.71	---	7	33	6,026
				March 2024	---	---	---	---	13.09	---	---	---	---	---	---	---	---
				June 2024	---	---	---	---	13.16	---	---	---	---	---	---	---	---
				September 2024	---	---	---	---	13.22	---	---	---	---	---	---	---	---
<b>HELLENIC EXCHANGES-A.S.E. (CR)</b>				(Contract Size: 100 Securities, Physical Delivery)													
4.59	4.515	4.57	-0.65%	December 2023	4.60	4.60	4.57	4.57	4.57	---	---	---	5.13	---	9	46	8,103
				March 2024	---	---	---	---	4.64	---	---	---	---	---	---	---	---
				June 2024	---	---	---	---	4.66	---	---	---	---	---	---	---	---
				September 2024	---	---	---	---	4.69	---	---	---	---	---	---	---	---

Derivatives notes

Fixing prices and final open positions can be retrieved from the following path <http://www.helex.gr/el/web/guest/statistics-end-of-day-derivatives>

Underlying Asset				Derivatives Market													
Price max	Price min	Closing price	change	Delivery Month	Open price	Price max	Price min	Last price	Closing price	Last Bid	Last Ask	Fixing price*	Life high	Life low	Trades	Volume	Open Interest
<b>HELLENiQ ENERGY (CR)</b>				(Contract Size: 100 Securities, Physical Delivery)													
6.99	6.84	6.95	-0.71%	December 2023	6.76	6.92	6.76	6.86	6.86	---	---	---	7.93	---	39	122	1,514
---	---	---	---	March 2024	---	---	---	---	7.06	---	---	---	---	---	---	---	---
---	---	---	---	June 2024	---	---	---	---	7.10	---	---	---	---	---	---	---	---
---	---	---	---	September 2024	---	---	---	---	7.13	---	---	---	---	---	---	---	---
<b>INTRACOM HOLDINGS (CR)</b>				(Contract Size: 100 Securities, Physical Delivery)													
2	1.95	1.95	-2.40%	December 2023	1.99	1.99	1.98	1.98	1.98	---	---	---	2.34	---	2	7	4,469
---	---	---	---	March 2024	---	---	---	---	2.01	---	---	---	---	---	---	---	---
---	---	---	---	June 2024	---	---	---	---	2.03	---	---	---	---	---	---	---	---
---	---	---	---	September 2024	---	---	---	---	2.04	---	---	---	---	---	---	---	---
<b>INTRAKAT (CR)</b>				(Contract Size: 100 Securities, Physical Delivery)													
2.98	2.92	2.98	0.17%	December 2023	2.94	2.97	2.92	2.96	2.96	---	---	---	3.14	---	18	145	5,672
---	---	---	---	March 2024	---	---	---	---	3.00	---	---	---	---	---	---	---	---
---	---	---	---	June 2024	---	---	---	---	3.02	---	---	---	---	---	---	---	---
---	---	---	---	September 2024	---	---	---	---	3.03	---	---	---	---	---	---	---	---
<b>JUMBO SA (CR)</b>				(Contract Size: 100 Securities, Physical Delivery)													
24.88	24.1	24.62	0.41%	December 2023	22.75	23.58	22.75	23.44	23.44	---	---	---	28.13	---	11	39	630
---	---	---	---	March 2024	---	---	---	---	24.72	---	---	---	---	---	---	---	---
---	---	---	---	June 2024	---	---	---	---	24.86	---	---	---	---	---	---	---	---
---	---	---	---	September 2024	---	---	---	---	24.98	---	---	---	---	---	---	---	---
<b>LAMDA DEVELOPMENT SA (CR)</b>				(Contract Size: 100 Securities, Physical Delivery)													
6.145	5.99	6.06	-1.22%	December 2023	6.08	6.09	6.05	6.05	6.05	---	---	---	6.77	---	16	49	5,758
---	---	---	---	March 2024	---	---	---	---	6.19	---	---	---	---	---	---	---	---
---	---	---	---	June 2024	---	---	---	---	6.22	---	---	---	---	---	---	---	---
---	---	---	---	September 2024	---	---	---	---	6.25	---	---	---	---	---	---	---	---
<b>MIG (CR)</b>				(Contract Size: 100 Securities, Physical Delivery)													
3.65	3.5	3.64	3.70%	December 2023	3.47	3.50	3.47	3.48	3.48	---	---	---	4.70	---	5	25	49
---	---	---	---	March 2024	---	---	---	---	3.54	---	---	---	---	---	---	---	---
---	---	---	---	June 2024	---	---	---	---	3.56	---	---	---	---	---	---	---	---
---	---	---	---	September 2024	---	---	---	---	3.58	---	---	---	---	---	---	---	---
<b>MOTOR OIL (CR)</b>				(Contract Size: 100 Securities, Physical Delivery)													
23.12	22.58	22.84	-0.26%	December 2023	22.76	22.80	22.76	22.80	22.80	---	---	---	24.10	---	3	33	1,160
---	---	---	---	March 2024	---	---	---	---	23.09	---	---	---	---	---	---	---	---
---	---	---	---	June 2024	---	---	---	---	23.21	---	---	---	---	---	---	---	---
---	---	---	---	September 2024	---	---	---	---	23.33	---	---	---	---	---	---	---	---

Derivatives notes

Fixing prices and final open positions can be retrieved from the following path <http://www.helex.gr/el/web/guest/statistics-end-of-day-derivatives>

Underlying Asset				Derivatives Market													
Price max	Price min	Closing price	change	Delivery Month	Open price	Price max	Price min	Last price	Closing price	Last Bid	Last Ask	Fixing price*	Life high	Life low	Trades	Volume	Open Interest
<b>MYTILINEOS (CR)</b>				(Contract Size: 100 Securities, Physical Delivery)													
35.98	34.4	35.84	1.82%	December 2023	34.68	35.97	34.60	35.80	35.80	---	---	---	38.12	---	62	155	2,494
				March 2024	---	---	---	---	35.49	---	---	---	---	---	---	---	---
				June 2024	---	---	---	---	35.68	---	---	---	---	---	---	---	---
				September 2024	---	---	---	---	35.86	---	---	---	---	---	---	---	---
<b>NATIONAL BANK (CR)</b>				(Contract Size: 100 Securities, Physical Delivery)													
5.508	5.32	5.47	1.30%	December 2023	5.36	5.51	5.35	5.48	5.48	---	---	---	6.43	---	152	1,104	18,146
				March 2024	---	---	---	---	5.44	---	---	---	---	---	---	---	---
				June 2024	---	---	---	---	5.47	---	---	---	---	---	---	---	---
				September 2024	---	---	---	---	5.50	---	---	---	---	---	---	---	---
<b>OPAP (CR)</b>				(Contract Size: 100 Securities, Physical Delivery)													
15.3	15.05	15.05	-0.73%	December 2023	14.36	14.39	14.14	14.14	14.14	---	---	---	16.20	---	28	64	2,791
				March 2024	---	---	---	---	15.28	---	---	---	---	---	---	---	---
				June 2024	---	---	---	---	15.37	---	---	---	---	---	---	---	---
				September 2024	---	---	---	---	15.44	---	---	---	---	---	---	---	---
<b>OTE (CR)</b>				(Contract Size: 100 Securities, Physical Delivery)													
13.8	13.34	13.42	-0.81%	December 2023	13.41	13.65	13.40	13.65	13.65	---	---	---	14.02	---	18	153	5,501
				March 2024	---	---	---	---	13.64	---	---	---	---	---	---	---	---
				June 2024	---	---	---	---	13.71	---	---	---	---	---	---	---	---
				September 2024	---	---	---	---	13.78	---	---	---	---	---	---	---	---
<b>P.P.A. S.A. (CR)</b>				(Contract Size: 100 Securities, Physical Delivery)													
19.76	19.62	19.7	0.00%	December 2023	---	---	---	---	19.95	---	---	---	22.35	---	---	---	202
				March 2024	---	---	---	---	19.86	---	---	---	---	---	---	---	---
				June 2024	---	---	---	---	19.97	---	---	---	---	---	---	---	---
				September 2024	---	---	---	---	20.07	---	---	---	---	---	---	---	---
<b>PIRAEUS FINANCIAL HOLD (CR)</b>				(Contract Size: 100 Securities, Physical Delivery)													
2.894	2.8	2.852	-1.04%	December 2023	2.87	2.90	2.83	2.87	2.87	---	---	---	3.36	---	130	1,558	64,272
				March 2024	---	---	---	---	2.91	---	---	---	---	---	---	---	---
				June 2024	---	---	---	---	2.92	---	---	---	---	---	---	---	---
				September 2024	---	---	---	---	2.94	---	---	---	---	---	---	---	---
<b>PPC (CR)</b>				(Contract Size: 100 Securities, Physical Delivery)													
9.14	9	9.06	-1.42%	December 2023	9.15	9.19	9.03	9.12	9.12	---	---	---	10.69	---	62	274	19,454
				March 2024	---	---	---	---	9.27	---	---	---	---	---	---	---	---
				June 2024	---	---	---	---	9.32	---	---	---	---	---	---	---	---
				September 2024	---	---	---	---	9.36	---	---	---	---	---	---	---	---

Derivatives notes

Fixing prices and final open positions can be retrieved from the following path <http://www.helex.gr/el/web/guest/statistics-end-of-day-derivatives>

Underlying Asset				Derivatives Market													
Price max	Price min	Closing price	change	Delivery Month	Open price	Price max	Price min	Last price	Closing price	Last Bid	Last Ask	Fixing price*	Life high	Life low	Trades	Volume	Open Interest
<b>QUEST HOLDINGS (CR)</b>				(Contract Size: 100 Securities, Physical Delivery)													
5.26	5.09	5.21	-0.57%	December 2023	5.13	5.13	5.13	5.13	5.13	---	---	---	6.25	---	1	5	100
				March 2024	---	---	---	---	5.28	---	---	---	---	---	---	---	---
				June 2024	---	---	---	---	5.31	---	---	---	---	---	---	---	---
				September 2024	---	---	---	---	5.34	---	---	---	---	---	---	---	---
<b>TERNA ENERGY (CR)</b>				(Contract Size: 100 Securities, Physical Delivery)													
14.66	14.22	14.46	0.70%	December 2023	14.37	14.79	14.37	14.53	14.53	---	---	---	17.23	---	92	305	15,070
				March 2024	---	---	---	---	14.48	---	---	---	---	---	---	---	---
				June 2024	---	---	---	---	14.56	---	---	---	---	---	---	---	---
				September 2024	---	---	---	---	14.63	---	---	---	---	---	---	---	---
<b>TITAN CEMENT (CB)</b>				(Contract Size: 100 Securities, Physical Delivery)													
16.98	16.66	16.8	-1.75%	December 2023	16.84	16.89	16.84	16.84	16.84	---	---	---	18.01	---	5	11	658
				March 2024	---	---	---	---	17.24	---	---	---	---	---	---	---	---
				June 2024	---	---	---	---	17.33	---	---	---	---	---	---	---	---
				September 2024	---	---	---	---	17.42	---	---	---	---	---	---	---	---
<b>VIOHALCO SA/NV (CB)</b>				(Contract Size: 100 Securities, Physical Delivery)													
4.85	4.765	4.8	-1.84%	December 2023	4.81	4.85	4.76	4.81	4.81	---	---	---	6.66	---	56	224	4,773
				March 2024	---	---	---	---	4.93	---	---	---	---	---	---	---	---
				June 2024	---	---	---	---	4.96	---	---	---	---	---	---	---	---
				September 2024	---	---	---	---	4.98	---	---	---	---	---	---	---	---

Derivatives notes

Fixing prices and final open positions can be retrieved from the following path <http://www.helex.gr/el/web/guest/statistics-end-of-day-derivatives>

FTSE/Athex Large Cap

(Trade Unit: 1 Index Point x 2€ - Exercise Style: European, Cash Settlement)

Exercise Price	Call Options														Put Options																	
	October 2023							November 2023							Other Months		October 2023							November 2023							Other Months	
	Open price	Price max	Price min	Last price	Closing price	Volume	Open Interest	Open price	Price max	Price min	Last price	Closing price	Volume	Open Interest	Volume	Open Interest	Open price	Price max	Price min	Last price	Closing price	Volume	Open Interest	Open price	Price max	Price min	Last price	Closing price	Volume	Open Interest	Volume	Open Interest
1,975	-	-	-	-	-	-	-	-	-	-	-	-	-	-	-	-	-	-	-	-	-	-	-	-	-	-	-	-	-	-	-	1,975
2,000	-	-	-	-	-	-	-	-	-	-	-	-	-	-	-	-	-	-	-	-	-	-	-	-	-	-	-	-	-	-	-	2,000
2,050	-	-	-	-	-	-	-	-	-	-	-	-	-	-	-	-	-	-	-	-	-	-	-	-	-	-	-	-	-	-	-	2,050
2,100	-	-	-	-	-	-	-	-	-	-	-	-	-	-	-	-	-	-	-	-	-	-	-	-	-	-	-	-	-	-	-	2,100
2,150	-	-	-	-	-	-	-	-	-	-	-	-	-	-	-	-	-	-	-	-	-	-	-	-	-	-	-	-	-	-	-	2,150
2,200	-	-	-	-	-	-	-	-	-	-	-	-	-	-	-	-	-	-	-	-	-	-	-	-	-	-	-	-	-	-	-	2,200
2,250	-	-	-	-	-	-	-	-	-	-	-	-	-	-	-	-	-	-	-	-	-	-	-	-	-	-	-	-	-	-	-	2,250
2,300	-	-	-	-	-	-	-	-	-	-	-	-	-	-	-	-	-	-	-	-	-	-	-	-	-	-	-	-	-	-	-	2,300
2,350	-	-	-	-	-	-	-	-	-	-	-	-	-	-	-	-	-	-	-	-	-	-	-	-	-	-	-	-	-	-	-	2,350
2,400	-	-	-	-	-	-	-	-	-	-	-	-	-	-	-	-	-	-	-	-	-	-	-	-	-	-	-	-	-	-	-	2,400
2,450	0.00	0.00	0.00	-	-	-	-	0.00	0.00	0.00	-	436.00	-	-	-	0.00	0.00	0.00	-	2,451.00	-	-	0.00	0.00	0.00	-	0.42	-	-	-	2,450	
2,500	0.00	0.00	0.00	-	-	-	-	0.00	0.00	0.00	-	387.00	-	-	-	0.00	0.00	0.00	-	2,501.00	-	-	0.00	0.00	0.00	-	1.00	-	-	-	2,500	
2,550	0.00	0.00	0.00	-	-	-	-	0.00	0.00	0.00	-	338.00	-	-	-	0.00	0.00	0.00	-	2,551.00	-	-	0.00	0.00	0.00	-	2.30	-	-	-	2,550	
2,600	0.00	0.00	0.00	-	-	-	-	0.00	0.00	0.00	-	291.00	-	-	-	0.00	0.00	0.00	-	2,601.00	-	-	0.00	0.00	0.00	-	4.70	-	-	-	2,600	
2,650	0.00	0.00	0.00	-	-	-	-	0.00	0.00	0.00	-	245.00	-	-	-	0.00	0.00	0.00	-	2,651.00	-	20	0.00	0.00	0.00	-	8.90	-	-	-	2,650	
2,700	0.00	0.00	0.00	-	-	-	1	0.00	0.00	0.00	-	202.00	-	-	-	0.00	0.00	0.00	-	2,701.00	-	-	24.00	24.00	24.00	24.00	24.00	25	15	-	2,700	
2,750	0.00	0.00	0.00	-	-	-	30	0.00	0.00	0.00	-	162.00	-	20	-	0.00	0.00	0.00	-	2,751.00	-	26	0.00	0.00	0.00	-	26.00	-	20	-	2,750	
2,800	0.00	0.00	0.00	-	-	-	53	0.00	0.00	0.00	-	127.00	-	20	-	0.00	0.00	0.00	-	2,801.00	-	60	52.50	57.00	52.50	54.00	54.00	110	60	-	2,800	
2,850	28.25	28.75	28.25	28.75	-	40	19	0.00	0.00	0.00	-	96.50	-	20	-	0.00	28.75	0.00	-	2,851.00	-	21	0.00	0.00	0.00	-	59.50	-	-	-	2,850	
2,900	0.00	0.00	0.00	-	-	-	300	74.00	74.00	74.00	74.00	74.00	1	50	-	18.50	0.00	18.50	22.25	2,901.00	60	23	101.00	101.00	101.00	101.00	101.00	20	20	-	2,900	
2,950	0.00	0.00	0.00	-	-	-	121	45.00	49.75	45.00	49.75	49.75	3	45	-	0.00	0.00	0.00	-	2,951.00	-	20	0.00	0.00	0.00	-	114.00	-	40	-	2,950	
3,000	0.00	0.00	0.00	-	-	-	47	33.00	33.00	33.00	33.00	33.00	25	23	-	0.00	0.00	0.00	-	3,001.00	-	9	0.00	0.00	0.00	-	148.00	-	40	-	3,000	
3,050	0.00	0.00	0.00	-	-	-	100	0.00	0.00	0.00	-	23.00	-	55	-	0.00	0.00	0.00	-	3,051.00	-	20	0.00	0.00	0.00	-	186.00	-	20	-	3,050	
3,100	0.00	0.00	0.00	-	-	-	100	0.00	0.00	0.00	-	14.75	-	121	-	0.00	0.00	0.00	-	3,101.00	-	59	0.00	0.00	0.00	-	228.00	-	21	-	3,100	
3,150	0.00	0.00	0.00	-	-	-	120	0.00	0.00	0.00	-	9.20	-	3	-	0.00	0.00	0.00	-	3,151.00	-	101	0.00	0.00	0.00	-	272.00	-	40	-	3,150	
3,200	0.00	0.00	0.00	-	-	-	67	0.00	0.00	0.00	-	5.50	-	-	-	0.00	0.00	0.00	-	3,201.00	-	40	0.00	0.00	0.00	-	318.00	-	-	-	3,200	
3,250	0.00	0.00	0.00	-	-	-	21	0.00	0.00	0.00	-	3.20	-	-	-	0.00	0.00	0.00	-	3,251.00	-	220	0.00	0.00	0.00	-	366.00	-	-	-	3,250	
3,300	0.00	0.00	0.00	-	-	-	20	0.00	0.00	0.00	-	1.80	-	-	-	0.00	0.00	0.00	-	3,301.00	-	40	0.00	0.00	0.00	-	414.00	-	-	-	3,300	
3,350	0.00	0.00	0.00	-	-	-	-	0.00	0.00	0.00	-	0.96	-	-	-	0.00	0.00	0.00	-	3,351.00	-	-	0.00	0.00	0.00	-	463.00	-	-	-	3,350	
3,400	0.00	0.00	0.00	-	-	-	-	0.00	0.00	0.00	-	0.51	-	-	-	0.00	0.00	0.00	-	3,401.00	-	-	0.00	0.00	0.00	-	513.00	-	-	-	3,400	
3,450	0.00	0.00	0.00	-	-	-	-	0.00	0.00	0.00	-	0.26	-	-	-	0.00	0.00	0.00	-	3,451.00	-	-	0.00	0.00	0.00	-	563.00	-	-	-	3,450	
3,500	0.00	0.00	0.00	-	-	-	-	-	-	-	-	-	-	-	-	0.00	0.00	0.00	-	3,501.00	-	-	-	-	-	-	-	-	-	-	3,500	
Totals:						40	999						29	357	2	0						60	659						155	276	0	0
Number of Trades:							2						6		1								3						9		0	

ALPHA SERVICES HOLD (CR)

(Contract Size: 100 Securities, Exercise Style: American, Physical Delivery)

Call Options														Put Options																			
October 2023							November 2023							Other Months		October 2023							November 2023							Other Months		Exercise Price	
Open price	Price max	Price min	Last price	Closing price	Volume	Open Interest	Open price	Price max	Price min	Last price	Closing price	Volume	Open Interest	Volume	Open Interest	Open price	Price max	Price min	Last price	Closing price	Volume	Open Interest	Open price	Price max	Price min	Last price	Closing price	Volume	Open Interest	Volume	Open Interest		
0.750					-	-						-	-			-	-					-	-					-	-			0.008	
0.800					-	-						-	-			-	-					-	-					-	-			0.008	
0.850	0.000	0.000	0.000		-	-	0.000	0.000	0.000		0.421	-	-			0.000	0.000	0.000		1.85	-	-	0.000	0.000	0.000		0.001	-	-			0.009	
0.900	0.000	0.000	0.000		-	-	0.000	0.000	0.000		0.372	-	-			0.000	0.000	0.000		1.90	-	-	0.000	0.000	0.000		0.002	-	-			0.009	
0.950	0.000	0.000	0.000		-	-	0.000	0.000	0.000		0.322	-	-			0.000	0.000	0.000		1.95	-	-	0.000	0.000	0.000		0.001	-	-			0.010	
1.000	0.000	0.000	0.000		-	-	0.000	0.000	0.000		0.273	-	-			0.000	0.000	0.000		2.00	-	-	0.000	0.000	0.000		0.001	-	-			0.010	
1.100	0.000	0.000	0.000		-	-	0.000	0.000	0.000		0.180	-	-			0.000	0.000	0.000		2.10	-	-	0.000	0.000	0.000		0.009	-	-			0.011	
1.200	0.000	0.000	0.000		-	-	0.000	0.000	0.000		0.104	-	-			0.000	0.000	0.000		2.20	-	-	0.000	0.000	0.000		0.032	-	-			0.012	
1.300	0.000	0.000	0.000		-	-	0.000	0.000	0.000		0.051	-	-			0.000	0.000	0.000		2.30	-	-	0.000	0.000	0.000		0.079	-	-			0.013	
1.400	0.000	0.000	0.000		-	-	0.000	0.000	0.000		0.021	-	-			0.000	0.000	0.000		2.40	-	-	0.000	0.000	0.000		0.149	-	-			0.014	
1.500	0.000	0.000	0.000		-	-	0.000	0.000	0.000		0.007	-	-			0.000	0.000	0.000		2.50	-	-	0.000	0.000	0.000		0.236	-	-			0.015	
1.600	0.000	0.000	0.000		-	-	0.000	0.000	0.000		0.002	-	-			0.000	0.000	0.000		2.60	-	-	0.000	0.000	0.000		0.331	-	-			0.016	
1.700	0.000	0.000	0.000		-	-	0.000	0.000	0.000		0.001	-	-			0.000	0.000	0.000		2.70	-	-	0.000	0.000	0.000		0.430	-	-			0.017	
1.800	0.000	0.000	0.000		-	-	0.000	0.000	0.000		0.001	-	-			0.000	0.000	0.000		2.80	-	-	0.000	0.000	0.000		0.530	-	-			0.018	
1.900	0.000	0.000	0.000		-	-	0.000	0.000	0.000		0.001	-	-			0.000	0.000	0.000		2.90	-	-	0.000	0.000	0.000		0.630	-	-			0.019	
2.000	0.000	0.000	0.000		-	-	0.000	0.000	0.000		0.002	-	-			0.000	0.000	0.000		3.00	-	-	0.000	0.000	0.000		0.730	-	-			0.020	
2.200	0.000	0.000	0.000		-	-	0.000	0.000	0.000		0.001	-	-			0.000	0.000	0.000		3.20	-	-	0.000	0.000	0.000		0.930	-	-			0.022	
2.400	0.000	0.000	0.000		-	-					-	-				0.000	0.000	0.000		3.40	-	-					-	-			0.024		
Totals:					0	0					0	0		0	0						0	0							0	0			
Number of Trades:					0						0			0							0.00							0				0	

NATIONAL BANK (CR)

(Contract Size: 100 Securities, Exercise Style: American, Physical Delivery)

Call Options														Put Options																		
October 2023							November 2023							Other Months		October 2023							November 2023							Other Months		Exercise Price
Open price	Price max	Price min	Last price	Closing price	Volume	Open Interest	Open price	Price max	Price min	Last price	Closing price	Volume	Open Interest	Volume	Open Interest	Open price	Price max	Price min	Last price	Closing price	Volume	Open Interest	Open price	Price max	Price min	Last price	Closing price	Volume	Open Interest	Volume	Open Interest	
2.600					-	-						-	-									-	-									0.026
2.800					-	-						-	-									-	-									0.028
3.000					-	-						-	-									-	-									0.030
3.200					-	-						-	-									-	-									0.032
3.400	0.000	0.000	0.000		-	-	0.000	0.000	0.000		2.01	-	-			0.000	0.000	0.000		4.40	-	-	0.000	0.000	0.000		0.001	-	-		0.034	
3.600	0.000	0.000	0.000		-	-	0.000	0.000	0.000		1.81	-	-			0.000	0.000	0.000		4.60	-	-	0.000	0.000	0.000		0.001	-	-		0.036	
3.800	0.000	0.000	0.000		-	-	0.000	0.000	0.000		1.61	-	-			0.000	0.000	0.000		4.80	-	-	0.000	0.000	0.000		0.001	-	-		0.038	
4.000	0.000	0.000	0.000		-	-	0.000	0.000	0.000		1.41	-	-			0.000	0.000	0.000		5.00	-	-	0.000	0.000	0.000		0.001	-	-		0.040	
4.400	0.000	0.000	0.000		-	-	0.000	0.000	0.000		1.01	-	-			0.000	0.000	0.000		5.40	-	-	0.000	0.000	0.000		0.007	-	-		0.044	
4.800	0.000	0.000	0.000		-	-	0.000	0.000	0.000		0.651	-	-			0.000	0.000	0.000		5.80	-	-	0.000	0.000	0.000		0.043	-	-		0.048	
5.200	0.000	0.000	0.000		-	-	0.000	0.000	0.000		0.357	-	4			0.000	0.000	0.000		6.20	-	-	0.000	0.000	0.000		0.149	-	-		0.052	
5.600	0.000	0.000	0.000		-	-	0.000	0.000	0.000		0.163	-	-			0.000	0.000	0.000		6.60	-	-	0.000	0.000	0.000		0.355	-	-		0.056	
6.000	0.000	0.000	0.000		-	-	0.000	0.000	0.000		0.062	-	-			0.000	0.000	0.000		7.00	-	-	0.000	0.000	0.000		0.655	-	-		0.060	
6.400	0.000	0.000	0.000		-	-	0.000	0.000	0.000		0.020	-	-			0.000	0.000	0.000		7.40	-	-	0.000	0.000	0.000		1.01	-	-		0.064	
6.800	0.000	0.000	0.000		-	-	0.000	0.000	0.000		0.005	-	-			0.000	0.000	0.000		7.80	-	-	0.000	0.000	0.000		1.40	-	-		0.068	
7.200	0.000	0.000	0.000		-	-	0.000	0.000	0.000		0.001	-	-			0.000	0.000	0.000		8.20	-	-	0.000	0.000	0.000		1.80	-	-		0.072	
7.600	0.000	0.000	0.000		-	-	0.000	0.000	0.000		0.001	-	-			0.000	0.000	0.000		8.60	-	-	0.000	0.000	0.000		2.20	-	-		0.076	
8.000	0.000	0.000	0.000		-	-	0.000	0.000	0.000		0.001	-	-			0.000	0.000	0.000		9.00	-	-	0.000	0.000	0.000		2.60	-	-		0.080	
8.400	0.000	0.000	0.000		-	-	0.000	0.000	0.000		0.001	-	-			0.000	0.000	0.000		9.40	-	-	0.000	0.000	0.000		3.00	-	-		0.084	
Totals:					0	0					0	4	0	0			0	0				0	0				0	0	0	623		
Number of Trades:					0						0		0				0.00					0					0		0			

OPAP (CR)

(Contract Size: 100 Securities, Exercise Style: American, Physical Delivery)

Exercise Price	Call Options														Put Options														Exercise Price											
	October 2023						November 2023						Other Months		October 2023						November 2023						Other Months													
	Open price	Price max	Price min	Last price	Closing price	Volume	Open Interest	Open price	Price max	Price min	Last price	Closing price	Volume	Open Interest	Volume	Open Interest	Open price	Price max	Price min	Last price	Closing price	Volume	Open Interest	Open price	Price max	Price min	Last price	Closing price		Volume	Open Interest	Volume	Open Interest							
9.200						-	-							-	-							-	-							-	-							-	-	0.092
9.600						-	-							-	-							-	-							-	-							-	-	0.096
10.000	0.000	0.000	0.000			-	-	0.000	0.000	0.000		5.18	-	-							11.00	-	-	0.000	0.000	0.000		0.001	-	-							-	-	0.100	
11.000	0.000	0.000	0.000			-	-	0.000	0.000	0.000		4.18	-	-							12.00	-	-	0.000	0.000	0.000		0.001	-	-							-	-	0.110	
12.000	0.000	0.000	0.000			-	-	0.000	0.000	0.000		3.18	-	-							13.00	-	-	0.000	0.000	0.000		0.002	-	-							-	-	0.120	
13.000	0.000	0.000	0.000			-	-	0.000	0.000	0.000		2.21	-	-							14.00	-	-	0.000	0.000	0.000		0.024	-	-							-	-	0.130	
14.000	0.000	0.000	0.000			-	-	0.000	0.000	0.000		1.32	-	-							15.00	-	-	0.000	0.000	0.000		0.139	-	-							-	-	0.140	
15.000	0.000	0.000	0.000			-	10	0.000	0.000	0.000		0.656	-	-							16.00	-	-	0.000	0.000	0.000		0.473	-	-							-	-	0.150	
16.000	0.000	0.000	0.000			-	65	0.000	0.000	0.000		0.255	-	-							17.00	-	50	0.000	0.000	0.000		1.07	-	-							-	-	0.160	
17.000	0.000	0.000	0.000			-	6	0.000	0.000	0.000		0.080	-	-							18.00	-	-	0.000	0.000	0.000		1.90	-	-							-	-	0.170	
18.000	0.000	0.000	0.000			-	-	0.000	0.000	0.000		0.020	-	-							19.00	-	-	0.000	0.000	0.000		2.85	-	-							-	-	0.180	
19.000	0.000	0.000	0.000			-	-	0.000	0.000	0.000		0.004	-	-							20.00	-	-	0.000	0.000	0.000		3.84	-	-							-	-	0.190	
20.000	0.000	0.000	0.000			-	-	0.000	0.000	0.000		0.001	-	-							21.00	-	-	0.000	0.000	0.000		4.84	-	-							-	-	0.200	
22.000	0.000	0.000	0.000			-	-	0.000	0.000	0.000		0.001	-	-							23.00	-	-	0.000	0.000	0.000		6.84	-	-							-	-	0.220	
24.000	0.000	0.000	0.000			-	-	0.000	0.000	0.000		0.001	-	-							25.00	-	-	0.000	0.000	0.000		8.84	-	-							-	-	0.240	
Totals:						0	81					0	0	0	0							0	50							0	10	0	0							
Number of Trades:						0						0		0								0.00								0		0								



OTE (CR)

(Contract Size: 100 Securities, Exercise Style: American, Physical Delivery)

Call Options														Put Options																		
October 2023							November 2023							Other Months		October 2023							November 2023							Other Months		Exercise Price
Open price	Price max	Price min	Last price	Closing price	Volume	Open Interest	Open price	Price max	Price min	Last price	Closing price	Volume	Open Interest	Volume	Open Interest	Open price	Price max	Price min	Last price	Closing price	Volume	Open Interest	Open price	Price max	Price min	Last price	Closing price	Volume	Open Interest	Volume	Open Interest	
9.200	0.000	0.000	0.000		-	-	0.000	0.000	0.000	4.34	-	-				0.000	0.000	0.000	10.20	-	-		0.000	0.000	0.000	0.001	-	-			0.092	
9.600	0.000	0.000	0.000		-	-	0.000	0.000	0.000	3.95	-	-				0.000	0.000	0.000	10.60	-	-		0.000	0.000	0.000	0.001	-	-			0.096	
10.000	0.000	0.000	0.000		-	-	0.000	0.000	0.000	3.55	-	-				0.000	0.000	0.000	11.00	-	-		0.000	0.000	0.000	0.001	-	-			0.100	
11.000	0.000	0.000	0.000		-	-	0.000	0.000	0.000	2.55	-	-				0.000	0.000	0.000	12.00	-	-		0.000	0.000	0.000	0.001	-	-			0.110	
12.000	0.000	0.000	0.000		-	-	0.000	0.000	0.000	1.56	-	-				0.000	0.000	0.000	13.00	-	-		0.000	0.000	0.000	0.009	-	-			0.120	
13.000	0.000	0.000	0.000		-	5	0.000	0.000	0.000	0.684	-	-				0.000	0.000	0.000	14.00	-	-		0.000	0.000	0.000	0.133	-	-			0.130	
14.000	0.000	0.000	0.000		-	-	0.000	0.000	0.000	0.172	-	5				0.000	0.000	0.000	15.00	-	-		0.000	0.000	0.000	0.623	-	-			0.140	
15.000	0.000	0.000	0.000		-	60	0.000	0.000	0.000	0.022	-	-				0.000	0.000	0.000	16.00	-	-		0.000	0.000	0.000	1.48	-	-			0.150	
16.000	0.000	0.000	0.000		-	-	0.000	0.000	0.000	0.001	-	-				0.000	0.000	0.000	17.00	-	-		0.000	0.000	0.000	2.47	-	-			0.160	
17.000	0.000	0.000	0.000		-	-	0.000	0.000	0.000	0.001	-	-				0.000	0.000	0.000	18.00	-	-		0.000	0.000	0.000	3.47	-	-			0.170	
18.000	0.000	0.000	0.000		-	-	0.000	0.000	0.000	0.001	-	-				0.000	0.000	0.000	19.00	-	-		0.000	0.000	0.000	4.47	-	-			0.180	
19.000	0.000	0.000	0.000		-	-	0.000	0.000	0.000	0.001	-	-				0.000	0.000	0.000	20.00	-	-		0.000	0.000	0.000	5.47	-	-			0.190	
20.000					-	-					-	-									-	-					-	-			0.200	
22.000					-	-					-	-									-	-					-	-			0.220	
Totals:					0	65						0	5	0	5						0	0							0	5	0	0
Number of Trades:					0						0		0								0.00						0		0			

PIRAEUS FINANCIAL HOLD (CR)

(Contract Size: 100 Securities, Exercise Style: American, Physical Delivery)

Call Options																Put Options																	
October 2023								November 2023								Other Months				October 2023						November 2023				Other Months			
Exercise Price	Open price	Price max	Price min	Last price	Closing price	Volume	Open Interest	Open price	Price max	Price min	Last price	Closing price	Volume	Open Interest	Volume	Open Interest	Open price	Price max	Price min	Last price	Closing price	Volume	Open Interest	Open price	Price max	Price min	Last price	Closing price	Volume	Open Interest	Volume	Open Interest	Exercise Price
0.950						-	-																										0.010
1.000						-	-																										0.010
1.100						-	-																										0.011
1.200						-	-																										0.012
1.300						-	-																										0.013
1.400						-	-																										0.014
1.500						-	-																										0.015
1.600						-	-																										0.016
1.700						-	-																										0.017
1.800	0.000	0.000	0.000			-	-	0.000	0.000	0.000		1.08	-	-			0.000	0.000	0.000		2.80	-	-		0.000	0.000	0.000		0.001	-	-		0.018
1.900	0.000	0.000	0.000			-	-	0.000	0.000	0.000		0.983	-	-			0.000	0.000	0.000		2.90	-	-		0.000	0.000	0.000		0.001	-	-		0.019
2.000	0.000	0.000	0.000			-	-	0.000	0.000	0.000		0.883	-	-			0.000	0.000	0.000		3.00	-	-		0.000	0.000	0.000		0.002	-	-		0.020
2.200	0.000	0.000	0.000			-	-	0.000	0.000	0.000		0.684	-	-			0.000	0.000	0.000		3.20	-	-		0.000	0.000	0.000		0.001	-	-		0.022
2.400	0.000	0.000	0.000			-	-	0.000	0.000	0.000		0.489	-	-			0.000	0.000	0.000		3.40	-	-		0.000	0.000	0.000		0.005	-	-		0.024
2.600	0.000	0.000	0.000			-	-	0.000	0.000	0.000		0.311	-	2			0.000	0.000	0.000		3.60	-	-		0.000	0.000	0.000		0.027	-	-		0.026
2.800	0.000	0.000	0.000			-	-	0.000	0.000	0.000		0.169	-	-			0.000	0.000	0.000		3.80	-	5		0.000	0.000	0.000		0.085	-	-		0.028
3.000	0.000	0.000	0.000			-	-	0.000	0.000	0.000		0.078	-	-			0.000	0.000	0.000		4.00	-	-		0.000	0.000	0.000		0.193	-	-		0.030
3.200	0.000	0.000	0.000			-	-	0.000	0.000	0.000		0.030	-	-			0.000	0.000	0.000		4.20	-	-		0.000	0.000	0.000		0.346	-	-		0.032
3.400	0.000	0.000	0.000			-	4	0.000	0.000	0.000		0.009	-	-			0.000	0.000	0.000		4.40	-	-		0.000	0.000	0.000		0.526	-	-		0.034
3.600	0.000	0.000	0.000			-	-	0.000	0.000	0.000		0.003	-	-			0.000	0.000	0.000		4.60	-	-		0.000	0.000	0.000		0.720	-	-		0.036
3.800	0.000	0.000	0.000			-	-	0.000	0.000	0.000		0.001	-	-			0.000	0.000	0.000		4.80	-	-		0.000	0.000	0.000		0.920	-	-		0.038
4.000	0.000	0.000	0.000			-	-	0.000	0.000	0.000		0.001	-	-			0.000	0.000	0.000		5.00	-	-		0.000	0.000	0.000		1.12	-	-		0.040
4.400	0.000	0.000	0.000			-	-	0.000	0.000	0.000		0.001	-	-			0.000	0.000	0.000		5.40	-	-		0.000	0.000	0.000		1.52	-	-		0.044
4.800	0.000	0.000	0.000			-	-	0.000	0.000	0.000		0.001	-	-			0.000	0.000	0.000		5.80	-	-		0.000	0.000	0.000		1.92	-	-		0.048
5.200	0.000	0.000	0.000			-	-										0.000	0.000	0.000		6.20	-	-										0.052
Totals:						0	4						0	2	0	0							0	5					0	0	0	0	
Number of Trades:						0							0		0									0.00					0		0		

PPC (CR)

(Contract Size: 100 Securities, Exercise Style: American, Physical Delivery)

Exercise Price	Call Options														Put Options														Exercise Price					
	October 2023						November 2023						Other Months		October 2023						November 2023						Other Months							
	Open price	Price max	Price min	Last price	Closing price	Volume	Open Interest	Open price	Price max	Price min	Last price	Closing price	Volume	Open Interest	Volume	Open Interest	Open price	Price max	Price min	Last price	Closing price	Volume	Open Interest	Open price	Price max	Price min	Last price	Closing price		Volume	Open Interest	Volume	Open Interest	
4.400						-	-							-	-																		0.044	
4.800						-	-							-	-																		0.048	
5.200						-	-							-	-																		0.052	
5.600						-	-							-	-																		0.056	
6.000						-	-							-	-																		0.060	
6.400						-	-							-	-																		0.064	
6.800	0.000	0.000	0.000			-	-	0.000	0.000	0.000		2.40	-	-		0.000	0.000	0.000		7.80	-	-		0.000	0.000	0.000		0.001	-	-		0.068		
7.200	0.000	0.000	0.000			-	-	0.000	0.000	0.000		2.00	-	-		0.000	0.000	0.000		8.20	-	-		0.000	0.000	0.000		0.002	-	-		0.072		
7.600	0.000	0.000	0.000			-	-	0.000	0.000	0.000		1.61	-	-		0.000	0.000	0.000		8.60	-	-		0.000	0.000	0.000		0.009	-	-		0.076		
8.000	0.000	0.000	0.000			-	-	0.000	0.000	0.000		1.23	-	-		0.000	0.000	0.000		9.00	-	-		0.000	0.000	0.000		0.031	-	-		0.080		
8.400	0.000	0.000	0.000			-	-	0.000	0.000	0.000		0.889	-	-		0.000	0.000	0.000		9.40	-	-		0.000	0.000	0.000		0.086	-	-		0.084		
8.800	0.000	0.000	0.000			-	5	0.000	0.000	0.000		0.598	-	-		0.000	0.000	0.000		9.80	-	112		0.000	0.000	0.000		0.195	-	-		0.088		
9.200	0.000	0.000	0.000			-	20	0.000	0.000	0.000		0.368	-	-		0.000	0.000	0.000		10.20	-	140		0.000	0.000	0.000		0.364	-	-		0.092		
9.600	0.000	0.000	0.000			-	179	0.000	0.000	0.000		0.212	-	-		0.570	0.570	0.570	0.570	10.60	5	69		0.000	0.000	0.000		0.608	-	-		0.096		
10.000	0.000	0.000	0.000			-	11	0.120	0.120	0.118	0.118	0.118	5	5		0.000	0.000	0.000		11.00	-	5		0.000	0.000	0.000		0.906	-	-		0.100		
11.000	0.000	0.000	0.000			-	64	0.000	0.000	0.000		0.015	-	-		0.000	0.000	0.000		12.00	-	10		0.000	0.000	0.000		1.82	-	-		0.110		
12.000	0.000	0.000	0.000			-	-	0.000	0.000	0.000		0.001	-	-		0.000	0.000	0.000		13.00	-	-		0.000	0.000	0.000		2.81	-	-		0.120		
13.000	0.000	0.000	0.000			-	-	0.000	0.000	0.000		0.001	-	-		0.000	0.000	0.000		14.00	-	-		0.000	0.000	0.000		3.81	-	-		0.130		
14.000	0.000	0.000	0.000			-	-	0.000	0.000	0.000		0.001	-	-		0.000	0.000	0.000		15.00	-	-		0.000	0.000	0.000		4.81	-	-		0.140		
15.000	0.000	0.000	0.000			-	-	0.000	0.000	0.000		0.001	-	-		0.000	0.000	0.000		16.00	-	-		0.000	0.000	0.000		5.81	-	-		0.150		
16.000	0.000	0.000	0.000			-	-						-	-		0.000	0.000	0.000		17.00	-	-						-	-			0.160		
Totals:						0	279						5	5		0	0						0	336						0	45		0	0
Number of Trades:						0						2			0								1.00						0			0		

Lending Products	Underlying Title	Multilateral Transactions[1]					Bilateral Transactions[2]		Stock Borrowing through OTC (volume)[3]
		Open Interest[5]	Volume(Offered)	Average Weighted	Transactions volume	Average Weighted	Transactions Volume	Average Weighted	Transactions Volume
ADMIEBOR	ADMIE (IPTO) HOLDING S.A. (CR)	---	---	---	---	---	---	229,369	
AEGNBOR	AEGEAN AIRLINES (CR)	600	---	---	---	---	---	160,731	
ALPHABOR	ALPHA SERVICES HOLD (CR)	---	---	---	---	---	---	61,053,482	
OTOELBOR	AUTOHELLAS SA (CR)	1,500	---	---	500	4.88%	---	156,985	
AVAXBOR	AVAX S.A. (CR)	---	---	---	---	---	---	---	
EEEBOR	CC HBC AG (CR)	6,389	---	---	---	---	---	47,768	
CENERBOR	CENERGY HOLDINGS (CB)	790	---	---	---	---	---	52,080	
ELLAKTORBOR	ELLAKTOR (CR)	7,681	---	---	---	---	---	131,582	
ELHABOR	ELVALHALCOR (CR)	788	---	---	---	---	---	66,887	
EUROBBOR	EUROBANK HOLDINGS (CR)	15,000	---	---	---	---	---	34,120,608	
EYDAPBOR	EYDAP S.A. (CR)	845	---	---	---	---	---	264,673	
FFGRPBOR	FOLLI FOLLIE (CR)	---	---	---	---	---	---	886,279	
FOYRKBOR	FOURLIS (CR)	230	---	---	---	---	---	11,123	
GEKTERNABOR	GEK TERNA (CR)	---	---	---	---	---	---	4,698	
SARBOR	GR. SARANTIS S.A. (CR)	1,947	---	---	---	---	---	61,566	
EXAEBOR	HELLENIC EXCHANGES-A.S.E. (CR)	6,450	---	---	---	---	---	167,047	
ELPEBOR	HELLENIQ ENERGY (CR)	3,200	---	---	---	---	---	377,284	
INTRKBOR	INTRACOM HOLDINGS (CR)	---	---	---	---	---	---	---	
INKATBOR	INTRAKAT (CR)	---	---	---	---	---	---	---	
BELABOR	JUMBO SA (CR)	2,575	---	---	---	---	---	196,303	
LAMDABOR	LAMDA DEVELOPMENT SA (CR)	400	---	---	---	---	---	558,547	
MIGBOR	MIG (CR)	1,661	---	---	---	---	---	40,179	
MOHBOR	MOTOR OIL (CR)	22,481	---	---	---	---	---	478,803	
MYTILBOR	MYTILINEOS (CR)	6,661	---	---	---	---	---	124,528	
ETEBOR	NATIONAL BANK (CR)	---	---	---	---	---	---	10,716,217	
OPAPBOR	OPAP (CR)	6,072	---	---	---	---	---	1,567,417	
HTOBOR	OTE (CR)	1,750	---	---	---	---	---	1,673,885	
PPABOR	P.P.A. S.A. (CR)	500	---	---	---	---	---	67,577	
TPEIRBOR	PIRAEUS FINANCIAL HOLD (CR)	5,000	---	---	---	---	---	1,371,061	
PPCBOR	PPC (CR)	2,000	---	---	---	---	---	1,278,881	
QUALBOR	QUALITY & RELIABILITY SA (CR)	---	---	---	---	---	---	---	

## Stock Lending Notes

[1] - Multilateral contracts Lending or Borrowing as per Methods 8-1, 8-2 and 8-3-3 (According to ATHEX BoD Resolution No.17)

[2] - Bilateral Contracts Lending or Borrowing as per Methods 8-3-1 and 8-3-2 (According to ATHEX BoD Resolution No.20 )

[3] - The information concerning OTC Stock Borrowing Transactions is based on the statements of the Dematerialised Securities System (DSS) operators involved and refers to volumes that have been registered up until the previous working day.

[4] - Average Price (Volume weighted)

[5] - The Data concerning Open Interest before the start of trading session

Lending Products	Underlying Title	Open Interest[5]	Multilateral Transactions[1]				Bilateral Transactions[2]		Stock Borrowing through OTC (volume)[3]	
			Volume(Offered)	Average Weighted	Transactions volume	Average Weighted	Transactions Volume	Average Weighted	Transactions Volume	
QUESTBOR	QUEST HOLDINGS (CR)	359	---	---	---	---	---	---	46,564	
TENERGYBOR	TERNA ENERGY (CR)	---	---	---	---	---	---	---	256,689	
TITCBOR	TITAN CEMENT (CB)	2,368	---	---	---	---	---	---	284,627	
VIOBOR	VIOHALCO SA/NV (CB)	744	---	---	---	---	---	---	---	

## Stock Lending Notes

[1] - Multilateral contracts Lending or Borrowing as per Methods 8-1, 8-2 and 8-3-3 (According to ATHEX BoD Resolution No.17)

[2] - Bilateral Contracts Lending or Borrowing as per Methods 8-3-1 and 8-3-2 (According to ATHEX BoD Resolution No.20 )

[3] - The information concerning OTC Stock Borrowing Transactions is based on the statements of the Dematerialised Securities System (DSS) operators involved and refers to volumes that have been registered up until the previous working day.

[4] - Average Price (Volume weighted)

[5] - The Data concerning Open Interest before the start of trading session

## Sectors codification for listed companies

12003-	ETF	10101010	Computer Services
10101015	Software	10102030	Computer Hardware
15101010	Telecommunications Equipment	15102015	Telecommunications Services
20101010	Health Care Facilities	20101025	Health Care Services
20102010	Medical Equipment	20103015	Pharmaceuticals
30101010	Banks	30202000	Diversified Financial Services
30202010	Asset Managers & Custodians	30202015	Investment Services
30204000	Closed End Investments	30302010	Full Line Insurance
30302015	Insurance Brokers	30302025	Property and Casualty Insurance
35101010	Real Estate Holding and Development	35101015	Real Estate Services
35102000	Diversified REITs	35102030	Office REITs
40201040	Rental & Leasing Services: Consumer	40202010	Home Construction
40202015	Household Furnishings	40202020	Household Appliance
40203040	Electronic Entertainment	40204020	Clothing & Accessories
40301010	Entertainment	40301030	Publishing
40301035	Radio & TV Broadcasters	40401010	Diversified Retailers
40401020	Apparel Retailers	40401025	Home Improvement Retailers
40401030	Specialty Retailers	40501010	Airlines
40501015	Travel & Tourism	40501020	Casinos & Gambling
40501025	Hotels & Motels	45101015	Distillers & Vintners
45101020	Soft Drinks	45102010	Farming Fishing Ranching & Plantations
45102020	Food Products	45103010	Tobacco
45201010	Food Retailers & Wholesalers	45201020	Personal Products
50101010	Construction	50101020	Building Roof/Wallboard and Plumbing
50101030	Cement	50101035	Building Materials: Other
50202010	Electrical Components	50203000	Diversified Industrials
50203015	Plastics	50203030	Containers & Packaging
50204000	Machinery: Industrial	50204020	Machinery: Construction & Handling
50205010	Industrial Suppliers	50205020	Back Office Support HR & Consulting
50205030	Forms & Bulk Printing Services	50206015	Commercial Vehicles & Parts
50206030	Marine Transportation	50206060	Transportation Services
55101000	Diversified Materials	55101020	Textile Products
55102000	General Mining	55102010	Iron & Steel
55102015	Metal Fabricating	55102035	Aluminum
60101020	Oil Refining and Marketing	65101010	Alternative Electricity
65101015	Conventional Electricity	65102030	Water



**ATHEX**  
Athens Stock Exchange

Λεωφ. Αθηνών 110 104 42 Αθήνα  
110, Athinon Ave. GR 104 42 Athens  
tel. (+30)210-33.66.800, fax (+30)210-33.66.101  
[www.athexgroup.gr](http://www.athexgroup.gr)