


23

Ημερήσιο Δελτίο
Συναλλακτικής Δραστηριότητας

Daily Official List
of Trading Activity

Monday, 2 October, 2023

Year: 144 Trading Day No: 187



ATHEXGROUP
Athens Exchange Group

Disclaimer:

Hellenic Exchanges-Athens Stock Exchange S.A endeavours to ensure that the data and other material ("Information") presented on the Daily Official List are accurate and complete, but it is not liable for any errors or omissions of data or /and for the accuracy, credibility, updating and completeness of the aforesaid information nor it has any liability arising directly or indirectly from the use of the above Information.

The Company is not liable for the accuracy of the data included in listed companies' announcements. Only the sender of such an announcement is fully and solely liable for any infringement of third party's rights from the content of such announcement. All contents of the Daily Official List are provided only for information purposes and do not constitute investment advice or solicitation to invest in securities or other products listed for trading on the Exchange.

You acknowledge and agree that the Company is the owner of any property rights related to any Information appearing on the Daily Official List including intellectual property rights copyright, trademarks, etc.

The above data are a property of the Hellenic Exchanges-Athens Exchange and are copyright protected. Users are forbidden to reproduce, modify, copy, sale, transmit or redistribute, by all reproduction means and methods, part or the whole of the above data, without reference to their source.

The commercial exploitation of these data is, also, forbidden by third parties. Hellenic Exchanges-Athens Exchange does not carry any responsibility, direct or indirect, derived from usage or accidental alteration of the above data when used by third parties.

Hellenic Exchanges – Athens Stock Exchange S.A.

110 Athinon Ave.,10442 Athens, Tel: (210) 33.66.800, Fax: (210) 32.13.938

www.athexgroup.gr

Thessalonica Stock Exchange Center (T.S.E.C)

16-18 Katouni Str., Thessalonica 546 25 Tel: (2310) 567.667, Fax: (2310) 530.545

Athex Members Guarantee Fund

14-16 Fidiou Str., Athens 106 78, Tel: (210) 33.04.682, Fax: (210) 33.04.155

Hellenic Republic Capital Market Commission

1 Kolokotroni Str. & 1 Stadiou Str., Athens 10562 Tel: (210) 33.77.100 Fax: (210) 33.77.173

Table of Contents

Section 1: Statistical Figures of Securities, Derivatives and Lending

Summary of Markets

Athex Indices

Analytic Figures for Athex Market's Boards and Categories

Trading Details by Athex Sectors and Financial Instruments (ETFs)

Top 10 best & worst performing Shares

Derivatives Summary

Section 2: Analytic Figures of Shares Transactions

Analytic Figures of Shares Transactions

Shares' Notes

Section 3: Figures of Securities Transactions

Securities Blocks Details

Shares Rights Details

Stock Borrowing

Forced Sales Details

Forced Sales Registered Shares

Exchange Traded Funds (ETFs) Characteristics

Section 5: Bonds traded in Fixed Income Assets Market

Convertible Corporate Bonds - Regulated Market

Non Convertible Corporate Bonds - Regulated Market

Government Bonds

Treasury Bills & Zero Coupon Government Bonds

Government Bonds Traded with the Open Outcry Method

State Banks Bonds

Section 6: Additional Infos

Athex & ATHEXClear Members List

List of Stocks under Market Making operations

Section 7: Derivatives Market Analytic Figures

Index Futures

Stock Futures

Index Options

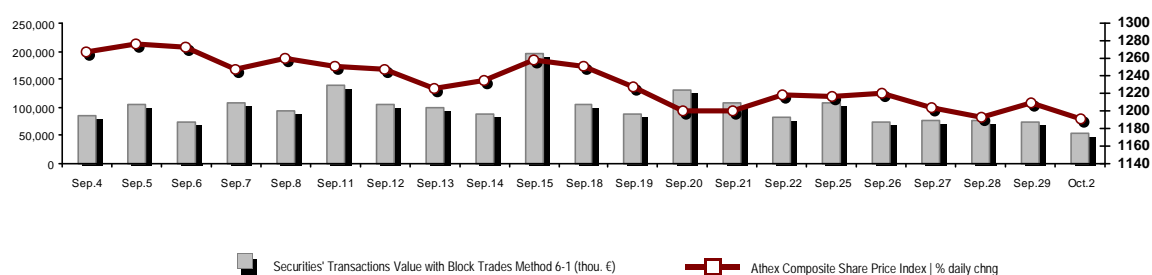
Stock Options

Stock Lending Analytic Figures

Appendix A: Sectors codification for listed companies

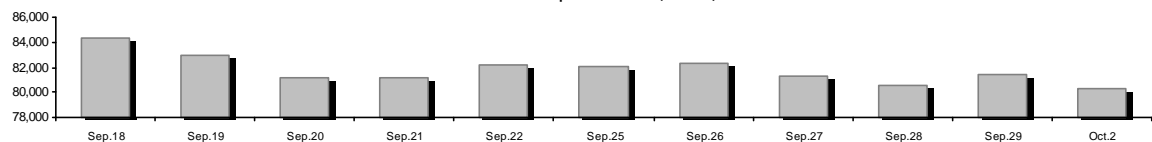
Summary of Markets

Athex Composite Share Price Index vs Shares and Derivatives Transactions Value

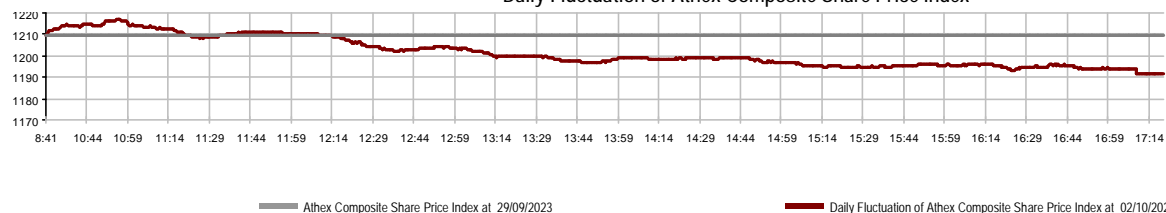


Athex Capitalisation (mill. €) **:	80,301.50	Derivatives Total Open Interest	395,612
Daily change: mill. € %	-1,188.01 -1.46%	in Index Futures % daily chng	3,823 -3.41%
Yearly Avg Capitalisation: mill. € % chng prev year Avg	79,378.20 25.88%	in Stock Futures % daily chng	389,614 0.35%
Athex Composite Share Price Index % daily chng	1,191.77 -1.45%	in Index Options % daily chng	1,436 0.77%
Athex Composite Share Price Index Capitalisation (mill. €)	73,335.24	in Stock Options % daily chng	739 0.00%
Daily change (mill. €)	-1,194.44		
Securities' Transactions Value with Block Trades Method 6-1 (t)	52,679.51	Derivatives Contracts Volume:	21,792
Daily change: %	-20,210.29 -27.73%	Daily change: pieces %	-1,456 -6.26%
YtD Avg Trans. Value: thou. € % chng prev year Avg	105,066.35 45.42%	YtD Avg Derivatives Contracts % chng prev year Avg	46,242 34.61%
Blocks Transactions Value of Method 6-1 (thou. €)	10,539.95	Derivatives Trades Number:	1,313
Blocks Transactions Value of Method 6-2 & 6-3 (thou. €)	0.58	Daily change: number %	-292 -18.19%
Bonds Transactions Value (thou.€)	1,013.83	YtD Avg Trades number % chng prev year Avg	2,393 16.51%
Securities' Transactions Volume with Block Trades Method 6-1 (tho)	13,609.39	Lending Total Open Interest	98,755
Daily change: thou. pieces %	-4,678.77 -25.58%	Daily change: pieces %	5,837 6.28%
YtD Avg Volume: % chng prev year Avg	34,146.19 20.44%	Lending Volume (Multilateral/Bilateral)	346
Blocks Transactions Volume of Method 6-1 (thou. Pieces)	1,590.89	Daily change: pieces %	-5,491
Blocks Transactions Volume of Method 6-2 & 6-3 (thou. Pieces)	0.10	Multilateral Lending	346
Bonds Transactions Volume	1,081,000	Bilateral Lending	0
Securities' Trades Number with Block Trades Method 6-1	24,216	Lending Trades Number:	1
Daily change: number %	-7,632 -23.96%	Daily change: %	-27
YtD Avg Trades number % chng prev year Avg	36,363 23.61%	Multilateral Lending Trades Number	1
Number of Blocks Method 6-1	7	Bilateral Lending Trades Number	0
Number of Blocks Method 6-2 & 6-3	1		
Number of Bonds Transactions	211		

Athex Capitalisation (mill. €) **



Daily Fluctuation of Athex Composite Share Price Index



Athex Indices

Index name	02/10/2023	29/09/2023	pts.	%	Min	Max	Year min	Year max	Year change
Athex Composite Share Price Index	1,191.77 €	1,209.34	-17.57	-1.45%	1,191.65	1,217.28	929.79	1,351.68	28.18% #
Athex ESG Index	1,354.51 €	1,378.35	-23.84	-1.73%	1,354.45	1,388.81	1,057.52	1,541.00	28.07% #
FTSE/Athex Large Cap	2,882.30 €	2,933.29	-50.99	-1.74%	2,882.11	2,956.38	2,250.77	3,280.71	28.02% #
FTSE/Athex Mid Cap Index	1,962.85 €	1,985.63	-22.78	-1.15%	1,960.50	1,996.54	1,411.43	2,224.46	39.07% #
FTSE/ATHEX High Dividend Yield Index	3,633.19 €	3,672.57	-39.38	-1.07%	3,628.41	3,690.63	3,028.28	4,088.01	19.98% #
FTSE/ATHEX Global Traders Index Plus	3,653.23 €	3,702.14	-48.91	-1.32%	3,652.47	3,729.47	2,616.09	4,115.43	39.64% #
FTSE/ATHEX Mid & Small Cap Factor-Weighted Ind	5,305.14 €	5,307.51	-2.37	-0.04%	5,297.89	5,353.98	4,353.12	5,946.34	20.69% #
ATHEX Select Index Plus	4,137.53 €	4,175.03	-37.50	-0.90%	4,128.65	4,199.99	3,071.06	4,762.60	34.73% #
ATHEX Select Index	5,971.88 €	6,055.18	-83.30	-1.38%	5,971.42	6,085.66	4,343.88	7,125.71	37.48% #
FTSE/Athex Market Index	688.26 €	700.27	-12.01	-1.72%	688.22	705.42	539.21	780.89	27.61% #
Athex Composite Index Total Return Index	2,154.51 €	2,186.28	-31.77	-1.45%	2,154.30	2,200.62	1,641.17	2,440.14	31.28% #
FTSE/Athex Large Cap Total Return	4,720.48 €	4,803.99	-83.51	-1.74%			3,623.42	5,338.50	31.09% #
FTSE/Athex Mid Cap Total Return	2,632.99 €	2,663.55	-30.56	-1.15%			1,881.61	2,956.50	41.74% #
Hellenic Mid & Small Cap Index	1,764.35 €	1,787.91	-23.56	-1.32%	1,763.94	1,799.73	1,365.14	2,011.62	29.24% #
FTSE/Athex Banks	898.56 €	918.16	-19.60	-2.13%	897.45	932.96	640.09	1,117.78	40.28% #
FTSE/Athex Financial Services	1,158.77 €	1,183.47	-24.70	-2.09%	1,155.06	1,193.36	672.72	1,514.55	69.06% #
FTSE/Athex Industrial Goods & Services	7,612.35 €	7,876.93	-264.58	-3.36%	7,611.45	7,913.54	4,603.86	8,651.06	64.11% #
FTSE/Athex Retail	1,177.17 €	1,200.73	-23.56	-1.96%	1,160.67	1,208.83	901.21	1,375.58	30.62% #
FTSE/ATHEX Real Estate	4,116.30 €	4,119.23	-2.93	-0.07%	4,053.09	4,131.76	3,750.22	4,816.41	1.06% #
FTSE/Athex Consumer Goods & Services	14,405.93 €	14,509.88	-103.95	-0.72%	14,317.95	14,682.68	8,974.47	16,184.74	57.31% #
FTSE/Athex Food & Beverage	9,614.96 €	9,811.40	-196.44	-2.00%	9,614.96	9,852.04	8,101.49	11,188.59	13.57% #
FTSE/Athex Basic Resources	7,779.85 €	7,992.90	-213.05	-2.67%	7,765.19	8,041.23	6,463.31	10,590.89	19.88% #
FTSE/Athex Construction & Materials	4,332.25 €	4,376.99	-44.74	-1.02%	4,315.16	4,399.31	3,204.90	4,808.27	35.18% #
FTSE/Athex Energy	5,350.61 €	5,371.33	-20.72	-0.39%	5,307.31	5,401.65	4,780.16	5,856.79	6.38% #
FTSE/Athex Travel & Leisure	2,806.42 €	2,852.19	-45.77	-1.60%	2,806.42	2,861.27	2,196.17	3,051.18	26.57% #
FTSE/Athex Technology	2,764.28 €	2,782.86	-18.58	-0.67%	2,755.78	2,798.54	2,047.81	3,153.87	34.57% #
FTSE/Athex Telecommunications	3,842.15 €	3,860.92	-18.77	-0.49%	3,827.57	3,892.48	3,511.53	4,415.99	-5.64% €
FTSE/Athex Utilities	5,094.78 €	5,181.96	-87.18	-1.68%	5,094.14	5,223.33	4,598.77	6,190.27	10.79% #
FTSE/Athex Health Care	438.83 #	436.91	1.92	0.44%	436.91	443.21	387.42	504.88	4.76% #
FTSE/Athex Personal Products	7,364.51 #	7,306.31	58.20	0.80%	7,306.31	7,458.87	6,441.87	8,386.11	11.48% #
Athex All Share Index	280.76 €	284.97	-4.21	-1.48%	280.76	280.76	231.11	314.56	21.94% #
MSCI GREECE REBASED	4,566.71 €	4,655.42	-88.71	-1.91%	4,566.71	4,698.77	4,125.04	5,209.29	--- -
Hellenic Corporate Bond Index	125.45 #	125.24	0.21	0.17%			118.78	125.48	5.43% #
Hellenic Corporate Bond Price Index	88.47 #	88.33	0.14	0.16%			85.96	88.73	2.60% #

Note 1: FTSE/Med 100, Hellenic Corporate Bond Price Index and Hellenic Corporate Bond Index closing prices refer to the previous trading day of 28/09/2023.

Note 2: The Hellenic Mid & Small Cap Index is a Customized index calculated by the Athens Exchange.

Analytic Figures for Athex Market's Boards and Categories

	Total Traded Securities	Main Market	Surveillance	Exchange Traded Funds (ETFs)
Totals	113	105	7	1
Gain / Lose / Same:	31 / 60 / 22	29 / 59 / 17	2 / 0 / 5	0 / 1 / 0
Athex Capitalisation (mill. €) **	80,301.50	79,899.66	401.84	
Daily Average Trans/ons Value(thou.€)	105,066.35	104,817.40	246.24	49.24
Transactions Value	52,680.08	52,367.75	135.71	176.62
Main Board:	42,139.55	41,827.22	135.71	176.62
Blocks Board 6_2_3:	10,540.53	10,540.53	0.00	0.00
Forced Sales Board:	0.00	0.00	0.00	0.00
Special Terms Board:	0.00	0.00	0.00	0.00
Daily Average Transactions Volume	34,146,189	33,195,522	954,844	1,718
Transactions Volume	13,609,489	13,277,050	326,388	6,051
Main Board:	12,018,497	11,686,058	326,388	6,051
Blocks Board 6_2_3:	1,590,992	1,590,992	0	0
Forced Sales Board:	0	0	0	0
Special Terms Board:	0	0	0	0
Daily Average Number of Trades	36,363	36,153	208	3
Number of Trades	24,217	24,118	95	4
Main Board:	24,209	24,110	95	4
Blocks Board 6_2_3:	8	8	0	0
Forced Sales Board:	0	0	0	0
Special Terms Board:	0	0	0	0

Trading Details by Athex Sectors and Financial Instruments (ETFs)

Code	Sectors	Gain / Lose / Same	Number of Trades	Transactions Volume	Transactions Value	% of Total Trans. Value
3010	- Banks	2 / 4 / 0	7,956	8,916,179	21,354,914.41	40.54%
5510	- Basic Resources	2 / 7 / 1	906	253,728	772,684.40	1.47%
5010	- Construction & Materials	0 / 9 / 3	2,387	1,319,241	3,479,997.41	6.61%
4020	- Consumer Products & Services	1 / 2 / 2	187	29,965	176,454.15	0.33%
6010	- Energy	1 / 3 / 0	989	153,181	1,913,995.35	3.63%
12000	- Financial Instruments	0 / 1 / 0	4	6,051	176,624.17	0.34%
3020	- Financial Services	2 / 2 / 1	352	50,210	240,539.77	0.46%
4510	- Food Beverage & Tobacco	1 / 2 / 3	200	28,982	305,098.31	0.58%
2010	- Health Care	3 / 0 / 0	75	66,096	47,926.30	0.09%
5020	- Industrial Goods & Services	1 / 11 / 5	2,613	369,076	5,015,136.89	9.52%
3030	- Insurance	1 / 0 / 0	81	17,291	72,511.17	0.14%
4030	- Media	1 / 0 / 0	2	14,200	7,666.80	0.01%
4520	- Personal Care, Drug & Grocery Stores	2 / 0 / 1	218	36,067	177,913.44	0.34%
3510	- Real Estate	4 / 2 / 3	643	139,071	691,284.80	1.31%
4040	- Retail	1 / 3 / 2	1,031	244,372	5,530,874.39	10.50%
1010	- Technology	4 / 6 / 0	1,474	518,168	1,272,841.01	2.42%
1510	- Telecommunications	1 / 1 / 0	771	149,925	2,042,561.03	3.88%
4050	- Travel & Leisure	3 / 3 / 1	1,863	562,350	4,177,185.74	7.93%
6510	- Utilities	1 / 4 / 0	2,465	735,336	5,223,874.73	9.92%

Top 10 best & worst performing Shares

Main Market

With positive Price change	Closing price	change	With negative Price change	Closing price	change
SPACE HELLAS SA (CR)	6.72	3.38% #	QUALITY & RELIABILITY SA (CR)	0.558	-12.81% €
ELINOIL S.A. (CR)	2.26	3.20% #	INTERWOOD-XYLEMPORIA (CR)	0.299	-9.67% €
INTERLIFE G.C.I.(CR)	4.2	2.94% #	IKTINOS HELLAS SA (CR)	0.456	-6.84% €
IDEAL HOLDINGS (CR)	5.54	2.21% #	EKTER SA (CR)	2.18	-4.80% €
BANK OF GREECE (CR)	16.15	1.25% #	ALUMIL (CR)	2.3	-4.56% €
DIMAND (CR)	11.8	0.86% #	PIRAEUS FINANCIAL HOLD (CR)	2.7	-3.91% €
AUSTRIACARD (CB)	6.05	0.83% #	MYTILINEOS (CR)	33.62	-3.61% €
GR. SARANTIS S.A. (CR)	7.41	0.82% #	INTRACOM HOLDINGS (CR)	1.948	-3.33% €
AUTOHELLAS SA (CR)	13.18	0.77% #	VIOHALCO SA/NV (CB)	5.14	-3.02% €
MPLK KEDROS (CR)	2.77	0.73% #	MIG (CR)	3.84	-2.91% €
With the highest Transactions Value	Value (thou. €)	change	With the highest Transactions Volume	Volume	change
NATIONAL BANK (CR)	9,332.70	-2.32% €	ALPHA SERVICES HOLD (CR)	3,016,028	-2.14% €
JUMBO SA (CR)	5,383.10	-0.85% €	EUROBANK HOLDINGS (CR)	2,470,728	-1.03% €
PIRAEUS FINANCIAL HOLD (CR)	4,619.42	-3.91% €	NATIONAL BANK (CR)	1,740,229	-2.32% €
MYTILINEOS (CR)	3,882.36	-3.61% €	PIRAEUS FINANCIAL HOLD (CR)	1,685,605	-3.91% €
ALPHA SERVICES HOLD (CR)	3,787.67	-2.14% €	IKTINOS HELLAS SA (CR)	523,030	-6.84% €
PPC (CR)	3,724.89	-2.58% €	PPC (CR)	398,666	-2.58% €
EUROBANK HOLDINGS (CR)	3,559.97	-1.03% €	INTRAKAT (CR)	347,819	0.00% -
OPAP (CR)	2,730.51	-1.64% €	QUALITY & RELIABILITY SA (CR)	281,942	-12.81% €
OTE (CR)	2,014.93	-0.51% €	ADMIE (IPTO) HOLDING S.A. (CR)	247,524	-1.62% €
AEGEAN AIRLINES (CR)	1,314.38	-1.33% €	JUMBO SA (CR)	207,241	-0.85% €

Note: Stocks that are not included in the "Under Supervision" category, and the transactions value is more than 10,000 €.

Derivatives Summary

	Number of Trades	Volume	Open Interest
Index Futures	144	642	3,823
FTSE/Athex Banks	0	0	1,338
FTSE/Athex Large Cap	144	642	2,380
MSCI GREECE REBASED	0	0	105
Stock Futures	1,148	21,039	389,614
ADMIE (IPTO) HOLDING S.A. (CR)	13	116	19,000
AEGEAN AIRLINES (CR)	56	290	5,015
ALPHA SERVICES HOLD (CR)	265	10,631	156,118
AUTOHELLAS SA (CR)	1	4	96
AVAX S.A. (CR)	0	0	1,199
CC HBC AG (CR)	1	4	552
CENERGY HOLDINGS (CB)	18	132	5,148
ELLAKTOR (CR)	1	1	504
ELVALHALCOR (CR)	6	37	1,605
EUROBANK HOLDINGS (CR)	90	1,763	34,227
EYDAP S.A. (CR)	3	3	2,300
FOURLIS (CR)	6	11	538
GEK TERNA (CR)	6	18	6,136
HELLENIC EXCHANGES-A.S.E. (CR)	29	171	7,058
HELLENIQ ENERGY (CR)	3	8	1,498
INTRACOM HOLDINGS (CR)	16	64	4,626
INTRAKAT (CR)	13	29	5,555
JUMBO SA (CR)	12	41	481
LAMDA DEVELOPMENT SA (CR)	2	5	5,250
MIG (CR)	1	5	57
MOTOR OIL (CR)	2	17	1,328
MYTILINEOS (CR)	49	113	3,118
NATIONAL BANK (CR)	96	886	17,464
OPAP (CR)	7	20	2,484
OTE (CR)	26	138	7,290
P.P.A. S.A. (CR)	0	0	210
PIRAEUS FINANCIAL HOLD (CR)	235	5,673	58,639
PPC (CR)	136	706	21,140
QUEST HOLDINGS (CR)	0	0	84
TERNA ENERGY (CR)	25	90	15,201
TITAN CEMENT (CB)	5	10	639
VIOHALCO SA/NV (CB)	25	53	5,054
Index Options	18	104	1,436
FTSE/Athex Large Cap	18	104	1,436
Stock Options	3	7	739
ALPHA SERVICES HOLD (CR)	0	0	0
NATIONAL BANK (CR)	0	0	0
OPAP (CR)	0	0	141
OTE (CR)	0	0	70
PIRAEUS FINANCIAL HOLD (CR)	0	0	11
PPC (CR)	3	7	517
Total Derivatives Traded	1,313	21,792	395,612

Shares' Notes

Code	Note text
()	- Adjusted dividends.
*	- Last adjusted closing price.
[1]	- Net dividends.
[2]	- The "Date of Last Coupon" for New listings refers to the date company's stocks started to trade in Athex
[3]	- The Company Market Value is referred to the number of outstanding shares
[4]	- Sectors codification can be found in Appendix A
[5]	- The Market Value refers to the total number of shares listed (including their several classes) in the exchange by the company.
[6]	- P/E greater than 100
[7]	- Last view of the Order Book before the end of the trading session
[8]	- All Blocks Methods' Transactions Value are included.
4750	- Transfer to the Under Surveillance Category from 8/4/2011.
4955	- Transfer to the Surveillance Category as from 5/4/2013.
4957	- Transfer to the Surveillance Category as from 5/4/2013.
4958	- Transfer to the Surveillance Category as from 5/4/2013.
4959	- Transfer to the Surveillance Category as from 5/4/2013.
5093	- Transfer to the Surveillance Category as of 8/4/2015.
5141	- Transfer to the Surveillance Category as of 10/05/2017.
5160	- Transfer to the Surveillance Category as of 15/04/2016.
5165	- Transfer to the Surveillance Category as of 15/02/2018.
5179	- Suspension of trading as of 25/05/2018.
5193	- Transfer to the Surveillance Category as of 25/10/2018.
5197	- Transfer to the Surveillance Category as of 07/11/2018.
5216	- Suspension of trading as of 01/10/2019.
5232	- Transfer to the Under Surveillance Category from 08/04/2011.
5233	- Suspension of trading as of 13/05/2020.
5248	- Transfer to the Surveillance Category as of 06/09/20116.
5253	- Transfer to the Surveillance Category as of 14/5/2021.
5275	- Transfer to the Surveillance Category as of 09/07/2020.
5277	- Suspension of trading as of 02/05/2023.
5278	- Suspension of trading as of 03/05/2023.

Securities Blocks Details

Securities	Block Volume	Price	Block Trade Value	Time of approval	Note
NATIONAL BANK (CR)	500,000	5.38	2,691,000.00	10:48:45	20
NATIONAL BANK (CR)	675,464	5.40	3,647,505.60	11:03:03	20
INTRAKAT (CR)	250,000	3.00	750,000.00	11:05:50	20
QUEST HOLDINGS (CR)	99	5.85	579.15	11:23:28	18
JUMBO SA (CR)	50,000	26.18	1,309,000.00	11:41:39	20
HELLENIQ ENERGY (CR)	20,000	7.44	148,800.00	12:38:58	20
JUMBO SA (CR)	55,429	25.98	1,440,045.42	16:58:16	20
OTE (CR)	40,000	13.84	553,600.00	17:03:46	20

Blocks Notes

- 9 - Method 6-1 / Special Fees
- 10 - Method 6-1 / Special Fees, SDS
- 14 - Method 6-3 / Settlement, Incomplete Buy and Sell
- 18 - Method 6-2 / SPOT 1
- 19 - Method 6-2 / SPOT 2
- 20 - Method 6-1 and Method 6-1 Same Day Settlement
- 21 - Other Pre-agreed

Shares Rights Details

Occured date	Exercise from	Exercise until	Trading until	Rights	Price min	Price max	Closing price	Last Bid	Last Ask	Volume	Trades	Transactions Value
--------------	---------------	----------------	---------------	--------	-----------	-----------	---------------	----------	----------	--------	--------	--------------------

No Rights Transactions.

Forced Sales Details

Securities	Category of Security	Transactions Volume	Number of Trades	Transactions Value	Note
------------	----------------------	------------------------	---------------------	-----------------------	------

No Forced Transactions.

Forced Sales Notes

- 1 - Compulsory Public Forced Sales
- 2 - Forced Sales of Fixed Registered Shares
- 3 - Forced Sales of Remaining Fractional Shares

Exchange Traded Funds (ETFs) Characteristics

	Transactions Date (T)	Creation / Redemption	Units (T-1)	New Units (T-1)	Redemption Units (T-1)	Units (T) [1]	Fund Assets [2]	Net Unit Price	Dividend per Unit	Dividend Date
ALPHA ETF FTSE Athex Large Cap	02/10/2023	5,000	924,675	---	---	924,675	27,178,180.00	29.3921	0.62	03/07/2023

ETFs Notes

[1] - Units (T) = Units (T-1) + New Units (T-1) - Redemption Units (T-1)

[2] - The Creation / Redemption Units of T-1 are included.

Non Convertible Corporate Bonds - Regulated Market

Num Listed Bonds	Nominal price	Issue price	Today's Rate	Exp. Date	Duration (years)	Note	Coupon		Trading Unit	Corporate Bonds	Accrued Int.	Yield.T.Mat	Price min	Price max	Closing price	Previous closing price/date	Volume	Transactions Value	Last order		ear min	Year max		
							Common	Preferred											Price	Buy / Sell				
100,000	1,000.00	1,000.00	2.70	25/05/2026	5	---	5	---	1	COSTAMARE PARTICIPATIONS PLC (Non Convertible)	9.9000	5.5100	92.6000	93.5000	92.6000	93.5000	29/09/2023	60,000	56,382.50	93.5000	S	32/10/2023	92.6000	97.0000
320,000	1,000.00	1,000.00	3.40	21/07/2027	7	---	7	---	1	LAMDA DEVELOPMENT S.A. (Non Convertible)	7.0833	5.3140	91.9200	92.0000	92.0000	92.5000	29/09/2023	21,000	19,456.75	91.9200	B	32/10/2023	90.9811	95.5000
200,000	1,000.00	1,000.00	2.10	27/10/2027	7	---	6	---	1	O.P.A.P. S.A. (Non Convertible)	9.3333	4.4230	89.2745	90.9268	90.9268	90.7160	29/09/2023	32,000	29,072.89	89.5732	B	32/10/2023	89.2745	95.4000
200,000	1,000.00	1,000.00	1.90	23/03/2028	7	---	6	---	1	MOTOR OIL CORINTH REFINERIES SA (Non Convertible)	0.4750	4.1870	90.4000	90.5000	90.5000	90.5420	29/09/2023	126,000	114,079.87	90.4106	B	32/10/2023	87.5500	92.6000
100,000	1,000.00	1,000.00	2.95	11/02/2027	5	---	4	---	1	SAFE BULKERS PARTICIPATIONS PLC (Non Convertible)	4.4250	4.9520	---	---	---	93.4500	29/09/2023	---	---	89.0010	B	32/10/2023	89.9269	97.9500
230,000	1,000.00	1,000.00	4.70	12/07/2029	7	---	3	---	1	LAMDA DEVELOPMENT S.A. (Non convertible)	10.9667	4.6690	98.0300	99.0000	98.8880	98.2340	29/09/2023	91,000	90,579.73	98.0200	B	32/10/2023	94.9889	101.0000
100,000	1,000.00	1,000.00	4.40	26/07/2029	7	---	3	---	1	CPLP SHIPPING HOLDINGS PLC (Non Convertible)	8.5556	4.8520	96.5000	97.0000	96.7500	96.0000	29/09/2023	2,000	1,952.11	96.0100	B	32/10/2023	95.1497	100.8000
200,000	1,000.00	1,000.00	3.60	12/03/2026	7	---	10	---	1	AEGEAN AIRLINES S.A. (Non Convertible)	2.2000	4.2720	96.8997	96.8998	96.8998	97.1480	29/09/2023	15,000	14,567.97	96.0000	B	32/10/2023	95.6301	98.9000
500,000	1,000.00	1,000.00	2.75	03/07/2027	7	---	7	---	1	GEK TERNA S.A. (Non Convertible)	7.1042	5.1120	90.8000	91.6100	90.9999	91.8500	29/09/2023	60,000	55,117.03	91.0000	S	32/10/2023	86.8000	94.4535
120,000	1,000.00	1,000.00	3.95	04/04/2025	7	---	11	---	1	GEK TERNA S.A. (Non Convertible)	---	4.0180	---	---	---	98.6290	29/09/2023	---	---	98.5001	B	32/10/2023	97.5523	100.5000
175,000	1,000.00	1,000.00	3.40	26/07/2024	5	---	9	---	1	ATTICA HOLDINGS S.A. (Non Convertible)	6.6111	4.1940	---	---	---	98.8800	29/09/2023	---	---	97.5001	B	32/10/2023	96.6179	99.4500
300,000	1,000.00	1,000.00	2.30	20/07/2028	7	---	5	---	1	PRODEA REIC S.A.(Non Convertible)	4.8556	5.5600	85.1373	87.2496	86.4133	87.1810	29/09/2023	183,000	159,024.90	85.5200	B	32/10/2023	82.0100	89.1000
150,000	1,000.00	1,000.00	2.65	22/10/2026	5	---	4	---	1	CPLP SHIPPING HOLDINGS PLC (Non Convertible)	11.9986	5.0610	92.7000	93.0006	92.8320	94.0000	29/09/2023	100,000	94,031.88	92.3600	B	32/10/2023	92.4500	96.0000
250,000	1,000.00	1,000.00	2.45	16/11/2028	7	---	4	---	1	ELVALHALCOR S.A. (Non Convertible)	9.5958	5.1340	87.1200	88.8890	87.9999	88.5880	29/09/2023	54,000	47,727.38	87.2000	B	32/10/2023	85.6375	92.0000
120,000	1,000.00	1,000.00	2.65	06/12/2028	7	---	4	---	1	NOVAL PROPERTY REIC (Non Convertible)	8.8333	5.4540	87.3795	87.5000	87.4570	88.2860	29/09/2023	27,000	23,851.89	87.3790	B	32/10/2023	84.3700	91.9500
300,000	1,000.00	1,000.00	2.30	14/12/2028	7	---	4	---	1	GEK TERNA S.A. (Non Convertible)	7.1556	6.1880	83.4989	83.5000	83.4996	83.5000	29/09/2023	13,000	10,947.98	83.0010	B	32/10/2023	82.1339	90.3500
100,000	1,000.00	1,000.00	2.80	25/01/2027	5	---	4	---	1	PREMIA S.A. (Non Convertible)	5.5222	4.7040	---	---	---	93.8170	29/09/2023	---	---	89.9500	B	32/10/2023	87.6862	95.9899
500,000	1,000.00	1,000.00	4.00	10/07/2030	7	---	1	---	1	MYTILINEOS S.A. (Non Convertible)	9.5556	4.0460	99.5500	99.7000	99.5500	99.7610	29/09/2023	275,000	276,531.86	99.3000	B	32/10/2023	99.5000	100.0700

Corporate Bonds Notes

Transactions Volume = (Pieces) * (Nominal Price). Transactions Value = (Pieces) * (Nominal Price) * (price %) + (Accrued interest).

The price of a Bond is stated as a percentage (%) of Bond's Nominal Price.

Nominal Price in Euros (€), except if it is noted differently.

Non Convertible Corporate Bonds - Regulated Market

Num Listed Bonds	Nominal price	Issue price	Today's Rate	Exp. Date	Duration (years)	Note	Coupon		Trading Unit	Corporate Bonds	Accrued Int.	Yield.T.Mat	Price min	Price max	Closing price	Previous closing price/date	Volume	Transactions Value	Last order			ear min	Year max
							Common	Preferred											Price	Buy / Sell	Date		
150,000	1,000.00	1,000.00	2.60	22/10/2026	7	---	8	---	1	TERNA ENERGY FINANCE S.A. (Non Convertible)	11.7722	5.0550	92.0100	92.0101	92.0100	93.9380 29/09/2023	22,000	20,501.19	89.5000	B	02/10/2023	92.0100	95.7400

Corporate Bonds Notes

Transactions Volume = (Pieces) * (Nominal Price). Transactions Value = (Pieces) * (Nominal Price) * (price %) + (Accrued interest).

The price of a Bond is stated as a percentage (%) of Bond's Nominal Price.

Nominal Price in Euros (€), except if it is noted differently.

Government Bonds

Number Listed Bonds	Nominal price	Today's Rate	Accrued Interest Calc	Exp. Date [1]	Duration (years)	Note	Coupons Date	Curr. coupon value	Trading Unit	Government Bonds	Price min	Price max	Closing price	Previous closing price/date	Volume	Transactions Value	Price	Last order Buy / Sell	Date
4,500,000	1,000.00	1.88	Actual/Actual	04/02/2035	15	---	04/02	1.88	1	GGB-FXD-040235-15Y-1.875-1.000	---	---	---	---	---	---	---	---	---
1,805,793	1,000.00	3.45	Actual/Actual	02/04/2024	5	---	02/04	3.45	1	GGB-FXD-020424-05Y-3.450-1.000	---	---	---	---	---	---	---	---	---
6,000,000	1,000.00	0.75	Actual/Actual	18/06/2031	10	---	18/06	0.75	1	GGB-FXD-180631-10Y-0.750-1.000	---	---	---	---	---	---	---	---	---
2,750,000	1,000.00	3.88	Actual/Actual	15/06/2028	5	---	15/06	3.88	1	GGB-FXD-150628-05Y-3.875-1.000	---	---	---	---	---	---	---	---	---
5,962,747,327	1.00	3.75	Actual/Actual	30/01/2028	10	---	/02 - 01/02 - 31/	3.75	1	GGB-FXD-300128-10Y-3.750-1.00	---	---	---	85.4610 13/07/2018	---	---	1.0000	B	28/11/2018
7,067,309,386	1.00	3.90	Actual/Actual	30/01/2033	15	---	/02 - 01/02 - 31/	3.90	1	GGB-FXD-300133-15Y-3.900-1.00	---	---	---	78.6730 13/07/2018	---	---	1.0000	B	28/11/2018
5,622,848,349	1.00	4.00	Actual/Actual	30/01/2037	19	---	/02 - 01/02 - 31/	4.00	1	GGB-FXD-300137-19Y-4.000-1.00	---	---	---	77.0370 13/07/2018	---	---	1.0000	B	28/11/2018
5,476,770,669	1.00	4.20	Actual/Actual	30/01/2042	24	---	/02 - 01/02 - 31/	4.20	1	GGB-FXD-300142-24Y-4.200-1.00	---	---	---	77.7640 13/07/2018	---	---	1.0000	B	28/11/2018
48,794,718	1.00	4.30	Actual/Actual	24/02/2024	12	---	24/02	4.30	1	GGB-FXD-240224-12Y-2.000-1.00	---	---	---	10.0000 22/06/2015	---	---	---	---	---
40,248,141	1.00	4.30	Actual/Actual	24/02/2025	13	---	24/02	4.30	1	GGB-FXD-240225-13Y-2.000-1.00	---	---	---	10.0000 22/06/2015	---	---	---	---	---
59,586,043	1.00	4.30	Actual/Actual	24/02/2026	14	---	24/02	4.30	1	GGB-FXD-240226-14Y-2.000-1.00	---	---	---	10.0000 22/06/2015	---	---	---	---	---
41,118,344	1.00	4.30	Actual/Actual	24/02/2027	15	---	24/02	4.30	1	GGB-FXD-240227-15Y-2.000-1.00	---	---	---	10.0000 22/06/2015	---	---	---	---	---
45,137,734	1.00	4.30	Actual/Actual	24/02/2028	16	---	24/02	4.30	1	GGB-FXD-240228-16Y-2.000-1.00	---	---	---	10.0000 22/06/2015	---	---	---	---	---
61,768,888	1.00	4.30	Actual/Actual	24/02/2029	17	---	24/02	4.30	1	GGB-FXD-240229-17Y-2.000-1.00	---	---	---	10.0000 22/06/2015	---	---	---	---	---
54,567,744	1.00	4.30	Actual/Actual	24/02/2030	18	---	24/02	4.30	1	GGB-FXD-240230-18Y-2.000-1.00	---	---	---	10.0000 22/06/2015	---	---	---	---	---
37,541,515	1.00	4.30	Actual/Actual	24/02/2031	19	---	24/02	4.30	1	GGB-FXD-240231-19Y-2.000-1.00	---	---	---	10.0000 22/06/2015	---	---	---	---	---
37,558,317	1.00	4.30	Actual/Actual	24/02/2032	20	---	24/02	4.30	1	GGB-FXD-240232-20Y-2.000-1.00	---	---	---	10.0000 22/06/2015	---	---	---	---	---
37,473,732	1.00	4.30	Actual/Actual	24/02/2033	21	---	24/02	4.30	1	GGB-FXD-240233-21Y-2.000-1.00	---	---	---	10.0000 22/06/2015	---	---	---	---	---
33,888,293	1.00	4.30	Actual/Actual	24/02/2034	22	---	24/02	4.30	1	GGB-FXD-240234-22Y-2.000-1.00	---	---	---	10.0000 22/06/2015	---	---	---	---	---
35,177,800	1.00	4.30	Actual/Actual	24/02/2035	23	---	24/02	4.30	1	GGB-FXD-240235-23Y-2.000-1.00	---	---	---	10.0000 22/06/2015	---	---	---	---	---
35,547,268	1.00	4.30	Actual/Actual	24/02/2036	24	---	24/02	4.30	1	GGB-FXD-240236-24Y-2.000-1.00	---	---	---	10.0000 22/06/2015	---	---	---	---	---
40,246,306	1.00	4.30	Actual/Actual	24/02/2037	25	---	24/02	4.30	1	GGB-FXD-240237-25Y-2.000-1.00	---	---	---	10.0000 22/06/2015	---	---	---	---	---
37,643,952	1.00	4.30	Actual/Actual	24/02/2038	26	---	24/02	4.30	1	GGB-FXD-240238-26Y-2.000-1.00	---	---	---	10.0000 22/06/2015	---	---	---	---	---
36,977,100	1.00	4.30	Actual/Actual	24/02/2039	27	---	24/02	4.30	1	GGB-FXD-240239-27Y-2.000-1.00	---	---	---	10.0000 22/06/2015	---	---	---	---	---
41,615,000	1.00	4.30	Actual/Actual	24/02/2040	28	---	24/02	4.30	1	GGB-FXD-240240-28Y-2.000-1.00	---	---	---	10.0000 22/06/2015	---	---	---	---	---
42,227,208	1.00	4.30	Actual/Actual	24/02/2041	29	---	24/02	4.30	1	GGB-FXD-240241-29Y-2.000-1.00	---	---	---	10.0000 22/06/2015	---	---	---	---	---
68,288,487	1.00	4.30	Actual/Actual	24/02/2042	30	---	24/02	4.30	1	GGB-FXD-240242-30Y-2.000-1.00	---	---	---	10.0000 22/06/2015	---	---	---	---	---
4,000,000	1,000.00	3.88	Actual/Actual	12/03/2029	10	---	12/03	3.88	1	GGB-FXD-120329-10Y-3.875-1.000	---	---	---	---	---	---	100.0000	B	15/10/2019
4,500,000	1,000.00	0.00	Actual/Actual	12/02/2026	5	---	12/02	0.00	1	GGB-FXD-120226-05Y-0.000-1.000	---	---	---	---	---	---	---	---	---
2,209,163	1,000.00	3.38	Actual/Actual	15/02/2025	7	---	15/02	3.38	1	GGB-FXD-150225-07Y-3.375-1.000	---	---	---	---	---	---	---	---	---
964,000	1,000.00	3.25	Actual/Actual	20/03/2025	6	---	20/03	3.25	1	GGB-FXD-200325-06Y-3.250-1.000	---	---	---	---	---	---	---	---	---
2,100,000	1,000.00	3.55	Actual/Actual	20/03/2026	7	---	20/03	3.55	1	GGB-FXD-200326-07Y-3.550-1.000	---	---	---	---	---	---	---	---	---
5,500,000	1,000.00	1.50	Actual/Actual	18/06/2030	10	---	18/06	1.50	1	GGB-FXD-180630-10Y-1.500-1.000	---	---	---	---	---	---	---	---	---
3,500,000	1,000.00	4.38	Actual/Actual	18/07/2038	15	---	18/07	4.38	1	GGB-FXD-180738-15Y-4.375-1.000	---	---	---	---	---	---	---	---	---

Government Bonds Notes

Transactions Volume = (Pieces) * (Nominal Price). Transactions Value = (Pieces) * (Nominal Price) * (price %) + (Accrued interest).

The Value of current coupon for the issues with NV 0.01 euro refers to NV 100 euros

FLR: Floating Interest Rate.

[1] - The Expiration Date of the interest bearing period and the Date for coupon payment.

Government Bonds

Number Listed Bonds	Nominal price	Today's Rate	Accrued Interest Calc	Exp. Date [1]	Duration (years)	Note	Coupons Date	Curr. coupon value	Trading Unit	Government Bonds	Price min	Price max	Closing price	Previous closing price/date	Volume	Transactions Value	Price	Last order Buy / Sell	Date
40,000	1,000.00	4.67	FLR	Actual/360	18/09/2024	1	---	18/09 - 19/03	---	1	GGB-FLT-180924-01Y-4.670-1.000	---	---	---	---	---	---	---	---
5,364,250	1,000.00	3.25		Actual/Actual	20/03/2050	30	---	20/03	3.25	1	GGB-FXD-200350-30Y-3.250-1.000	---	---	---	---	---	---	---	---
3,924,361	1,000.00	2.00		Actual/Actual	22/04/2027	7	---	22/04	2.00	1	GGB-FXD-220427-07Y-2.000-1.000	---	---	---	---	---	99.9000	B	22/04/2020
2,500,000	1,000.00	1.88		Actual/Actual	23/07/2026	7	---	23/07	1.88	1	GGB-FXD-230726-07Y-1.875-1.000	---	---	---	---	---	---	---	---
4,250,000	1,000.00	4.25		Actual/Actual	15/06/2033	10	---	15/06	4.25	1	GGB-FXD-150633-10Y-4.250-1.000	---	---	---	---	---	---	---	---
3,500,000	1,000.00	1.88		Actual/Actual	24/01/2052	30	---	24/01	1.88	1	GGB-FXD-240152-30Y-1.875-1.000	---	---	---	---	---	---	---	---
3,700,000	1,000.00	1.75		Actual/Actual	18/06/2032	10	---	18/06	1.75	1	GGB-FXD-180632-10Y-1.750-1.000	---	---	---	---	---	---	---	---
2,200,000	1,000.00	1.13	FLR	Actual/360	15/12/2027	5	---	- 15/12 - 15/03 -	---	1	GGB-FLT-151227-05Y-1.130-1.000	---	---	---	---	---	102.1600	B	30/12/2022

Government Bonds Notes

Transactions Volume = (Pieces) * (Nominal Price). Transactions Value = (Pieces) * (Nominal Price) * (price %) + (Accrued interest).

The Value of current coupon for the issues with NV 0.01 euro refers to NV 100 euros

FLR: Floating Interest Rate.

[1] - The Expiration Date of the interest bearing period and the Date for coupon payment.

Treasury Bills & Zero Coupon Government Bonds

Issue Date	13-Week Maturity									26-Week Maturity									52-Week Maturity								
	Exp. Date	Initial Rate	Num Listed Bonds	Nominal price	Issue price	Last Trade Price	Last Trade Date	Volume Traded	Note	Exp. Date	Initial Rate	Num Listed Bonds	Nominal price	Issue price	Last Trade Price	Last Trade Date	Volume Traded	Note	Exp. Date	Initial Rate	Num Listed Bonds	Nominal price	Issue price	Last Trade Price	Last Trade Date	Volume Traded	Note
09/12/2022	---	---	---	---	---	---	---	---	---	---	---	---	---	---	---	---	---	---	08/12/2023	2.73	600,000	1,000.00	973.10	---	---	---	---
10/03/2023	---	---	---	---	---	---	---	---	---	---	---	---	---	---	---	---	---	---	08/03/2024	3.75	1,000,000	1,000.00	963.46	---	---	---	---
09/06/2023	---	---	---	---	---	---	---	---	---	---	---	---	---	---	---	---	---	---	07/06/2024	3.84	1,600,000	1,000.00	962.60	---	---	---	---
08/09/2023	---	---	---	---	---	---	---	---	---	---	---	---	---	---	---	---	---	---	06/09/2024	3.81	812,500	1,000.00	962.90	---	---	---	---

Bonds in Circulation	Currency / Min nominal traded Value	Coupons Payment Date	Current Coupon Value	Note	Coupon	Trading Unit	Issue Date	Duration (years)	Today's Interest	A.I.C in days	Bonds	Last price of previous days		Last Outcry in Cash (euro)		Trades in Pieces	Life min	Life Max	
												Price	Buy / Sell	Price	Buy / Sell				
Corporate Bonds in Foreign Currency and Euro																			
103,746	GBP / 10	01/12	0.25	---	64	1	01/12/1930	98	2.5	360	National Mortgage Bank	2.27	05/02/1996	2.27	S	05/02/1996	---	2.27	2.27
0	GBP / 10	01/12	0.25	---	66	1	01/12/1928	100	2.5	360	National Mortgage Bank	---	---	---	---	---	---	---	---

Government Bonds Notes

A.I.C: Accrued Interest Calculation base.

FLR: Floating Interest Rate.

The minimum tradeable Nominal Value for all Demeterialised Government Titles is 100 Euros.

(μφρ-0)

Athex & ATHEXClear Members List

Member Name	Stock Market			Derivatives Market		ATHEXClear Member				
	Address	Phone	Fax	Market Member	Remote Member	Market Maker	Proprietary	Market Maker	General Clearing	Direct Clearing
A. SARRIS SECURITIES S.A.				a						
6, ΔΡΑΓΑΤΣΑΝΙΟΥ 6 ΑΘΗΝΑ	2103367700									
AEONIC SECURITIES C.I.F. P.L.C.				a						
, ΛΑΪΟΥ 6, ΓΡ. 301B, ANNA COURT	35725337600									
ALPHA BANK S.A.									a	
, ΣΤΑΔΙΟΥ 40 ΑΘΗΝΑ	2103260000									
ALPHA FINANCE INVESTMENT SERVICES SINGLE MEMBER SA				a		a	a	a		a
5, ΠΑΝΕΠΙΣΤΗΜΙΟΥ 45 ΑΘΗΝΑ	2103677400									
ARGUS STOCKBROKERS LTD				a	a		a			
25, 25 ΛΕΩΦΟΡΟΣ ΔΗΜΟΣΘΕΝΗ ΣΕΒΕΡΗ	0035722717000									
ATLANTIC SECURITIES LTD				a	a					
37, ΠΡΟΔΡΟΜΟΥ 37	0035722445400									
AXON SECURITIES S.A.				a			a			
48, ΣΤΑΔΙΟΥ 48 ΑΘΗΝΑ	2103363800									
BETA SECURITIES S.A.				a		a	a			a
29, Λ. ΑΛΕΞΑΝΔΡΑΣ 29 ΑΘΗΝΑ	2106478930									
BNP PARIBAS S.A.									a	
, ΛΑΜΨΑΚΟΥ 2 ΑΘΗΝΑ	2107468525									
BOFA SECURITIES EUROPE SA				a	a					
, 112 AVENUE KL'BER 75116	+33 153655555									
CAPITAL SECURITIES S.A.				a			a			
58, ΜΗΤΡΟΠΟΛΕΩΣ 58 ΑΘΗΝΑ	2103369700									
CITIGROUP GLOBAL MARKETS EUROPE AG				a	a					
16, REUTERWEG 16	+49 691366-0									
CITIGROUP GLOBAL MARKETS LIMITED				a						
1, 33 CANADA SQUARE -CANARY WHARF	+44 02079864000									
CREDIT SUISSE BANK (EUROPE), S.A.				a	a					
, CALLE AYALA 42, 3A PLANTA-B MADRID	+34917916000									
CREDIT SUISSE SECURITIES (EUROPE) LIMITED				a						
1, ONE CABOT SQUARE LONDON	+44 2078888888									
CYCLOS SECURITIES S.A.				a			a			
39, ΧΑΡΙΛΑΟΥ ΤΡΙΚΟΥΠΗ 6-8-10 ΑΘΗΝΑ	2103364300									
DEUTSCHE BANK S.A.					a					
1, GREAT WINCHESTER STREET LONDON	+44 20 754 54209	00441133361437								
EUROBANK EQUITIES INVESTMENT FIRM SINGLE MEMBER SA				a		a	a	a		a
, ΦΙΛΕΛΛΗΝΩΝ 10 & ΞΕΝΟΦΩΝΤΟΣ 13 ΑΘΗΝΑ	2103720425									
EUROBANK S.A.									a	
, ΟΘΩΝΟΣ 8 ΑΘΗΝΑ	2144043907									
EUROCORP INVESTMENT SERVICES S.A.				a			a			a
14, ΠΛ.ΦΙΛΙΚΗΣ ΕΤΑΙΡΕΙΑΣ 14 ΑΘΗΝΑ	2107263600									
EUOTRUST INVESTMENT FIRM SA				a						
113, ΣΕΒΑΣΤΟΥΠΟΛΕΩΣ 113 ΑΘΗΝΑ	2103363100									
EUROXX SECURITIES S.A.				a		a	a	a		a
7, ΠΑΛΑΙΟΛΟΓΟΥ ΧΑΛΑΝΔΡΙ	(210)-6879400	(210)-6879401								
7, ΠΑΛΕΟΛΟΓΟΥ ΧΑΛΑΝΔΡΙ	+30 2106879400	210-6879401								
FREEDOM FINANCE EUROPE LTD				a	a					
, ΧΡΙΣΤΑΚΗ ΚΡΑΝΟΥ 20	035725257786									
G. A. PERVANAS SECURITIES- INVESTMENT SERVICES S.A.				a						
7-9, ΣΟΦΟΚΛΕΟΥΣ 7-9 ΑΘΗΝΑ	2103727200									
GLOBAL CAPITAL SECURITIES & FINANCIAL SERVICES LTD				a	a					
50, ΛΑΡΧΙΕΠΙΣΚΟΠΟΥ ΜΑΚΑΡΙΟΥ Γ50	0035722710710									
GREENPOST TRADING EUROPE LTD				a	a	a				
, ΚΙΜΩΝΟΣ 3, ACROPOLIS MANSIONS, 2ND FLOOR, FLAT/OFFICE 202	035722521389									
HELLENIC AMERICAN SECURITIES S.A.				a		a	a			a
27, ΑΝΔΡΕΑ ΠΑΠΑΝΔΡΕΟΥ 27 ΜΑΡΟΥΣΙ	2103311100									
HELLENIC BANK (INVESTMENTS) LTD					a					
, ΑΥΞ.ΚΥΡΙΑΚΟΥ ΜΑΤΣΙ 31 - PO BOX 24747 NICOSIA	+357 22500100	357 22500110								
HSBC CONTINENTAL EUROPE									a	
109-111, Λ.ΜΕΣΟΓΕΙΩΝ 109-111	2106960000									
INDEX SECURITIES S.A.				a						
6, ΔΡΑΓΑΤΣΑΝΙΟΥ 6 ΑΘΗΝΑ	2103213920									
J. CHR. MAVRIKIS SECURITIES S.A.				a						
5, ΣΟΦΟΚΛΕΟΥΣ 5 ΑΘΗΝΑ	2103216730									

Athex & ATHEXClear Members List

Member Name				Stock Market			Derivatives Market		ATHEXClear Member	
	Address	Phone	Fax	Market Member	Remote Member	Market Maker	Proprietary	Market Maker	General Clearing	Direct Clearing
KAPPA SECURITIES S.A.				a			a			
15, ΒΑΛΑΩΡΙΤΟΥ 15 ΑΘΗΝΑ	2103678600									
KARAMANOF SECURITIES & INVESTMENT SERVICES S.A.				a						
2, ΠΛ.ΑΓ.ΘΕΟΔΩΡΩΝ 2 ΑΘΗΝΑ	2103212947									
LAIKI FINANCIAL SERVICES LTD					a					
26, AVE. VYRONOS NICOSIA	357 22367367	357 22718567								
LEON DEPOLAS SECURITIES S.A.				a		a	a			
1, ΧΡΗΣΤΟΥ ΛΑΔΑ 1 ΑΘΗΝΑ	2103213276 -28									
MEGA EQUITY SECURITIES & FINANCIAL SERVICES PUBLIC LTD				a	a		a			
42-44, ΛΕΩΦ.ΓΡΙΒΑ ΔΙΓΓΕΝΗ 42-44	0035722711711									
MERIT SECURITIES S.A				a		a	a			a
5, ΣΟΦΟΚΛΕΟΥΣ 5 ΑΘΗΝΑ	2103671880									
MERRILL LYNCH INTERNATIONAL				a						
2, 2 KING EDWARD STREET LONDON	+44 20276281000									
N. CHRYSOCHOIDIS SECURITIES S.A.				a			a			a
7-9, ΣΟΦΟΚΛΕΟΥΣ 7-9 ΑΘΗΝΑ	2103213913									
NATIONAL BANK OF GREECE S.A.				a		a	a		a	
86, ΑΙΟΛΟΥ ΣΤΡ. ΑΘΗΝΑ	(210)-3341000	(210)-3228187								
68, ΑΚΑΔΗΜΙΑΣ ΣΤΡ. ΑΘΗΝΑ	(210)-3328817	(210)-3328678								
NATIONAL SECURITIES SINGLE MEMBER SA				a		a	a	a		
66, ΛΕΩΦΟΡΟΣ ΑΘΗΝΩΝ 128-132 & ΙΦΙΓΕΝΙΑΣ ΑΘΗΝΑ	2103328784									
NUNTIUS BROKERAGE AND INVESTMENT SERVICES S.A				a						
6, ΔΡΑΓΑΤΣΑΝΙΟΥ 6 ΑΘΗΝΑ	2103350599									
ONE PLUS CAPITAL LIMITED				a	a					
, 75 PRODROMOU AVENUE NICOSIA 1307	35722873760									
OPTIMA BANK S.A.				a		a	a	a	a	
32, ΑΙΓΙΑΛΕΙΑΣ 32 & ΠΑΡΑΔΕΙΣΟΥ ΜΑΡΟΥΣΙ	2108173663									
PANCRETA BANK S.A									a	
, ΙΚΑΡΟΥ 5	2810338746									
PANTELAKIS SECURITIES S.A.				a		a	a	a		
57, ΕΘΝΙΚΗΣ ΑΝΤΙΣΤΑΣΕΩΣ 57, ΚΤΙΡΙΟ Β CHALANDRI	2106965000									
PIRAEUS BANK S.A.				a			a		a	
, ΑΜΕΡΙΚΗΣ 4 ΑΘΗΝΑ	2103335000									
PIRAEUS SECURITIES S. A.				a		a	a	a		a
10, ΣΤΑΔΙΟΥ 10 ΑΘΗΝΑ	2103354100									
PROCHOICE SECURITIES LTD				a	a					
57, ΛΕΩΦ.ΣΠΥΡΟΥ ΚΥΠΡΙΑΝΟΥ 57, ΑΚΙΝΗΤΑ Φ	035724661192									
SHARELINK SECURITIES & FINANCIAL SERVICES LTD				a			a			
6, HOUSE-ΘΕΟΤΟΚΗ 6 ΜΕΓΑΡΟ ΕΛΜΗΝΑ	+357 22554200									
SOCIETE GENERALE S.A.				a	a		a			
, 17 COURS VALMY, CEDEX	+157290504									
SOLIDUS SECURITIES S.A				a			a			a
64, ΛΟΥΙΖΗΣ ΠΙΑΝΚΟΥΡ 64 ΑΘΗΝΑ	2106900600									
ST. EM. LAVRENTAKIS SECURITIES S.A.				a			a			
7-9, ΣΟΦΟΚΛΕΟΥΣ 7-9 ΑΘΗΝΑ	2103213336									
THE CYPRUS INVESTMENT & SECURITIES CORPORATION LTD				a	a					
154, ΑΓΙΟΥ ΠΡΟΚΟΠΙΟΥ & ΠΟΣΕΙΔΩΝΟΣ 1	0035722121700									
UBS EUROPE SE				a	a					
, OPERNTURM, BOCKENHEIMER LANDSTRASSE 2-4	496921790									
UBS LIMITED					a					
1, FINSBURY AVENUE LONDON	+44 2075687135									

List of Stocks under Market Making operations

Securities	Market Maker	Start Market Making	Stock Category	Suspension Status
MLS MULTIMEDIA SA (CR)				
	PIRAEUS SECURITIES S. A.	01/08/2019		
ALPHA ETF FTSE Athex Large Cap			Exchange Traded Funds (ETFs)	
	ALPHA FINANCE INVESTMENT SERVICES SINGLE MEMBER SA	02/01/1900		
	NATIONAL SECURITIES SINGLE MEMBER SA	02/01/1900		
ADMIE (IPTO) HOLDING S.A. (CR)			Main Market	
	EUROBANK EQUITIES INVESTMENT FIRM SINGLE MEMBER SA	24/05/2021		
	HELLENIC AMERICAN SECURITIES S.A.	09/03/2020		
	PIRAEUS SECURITIES S. A.	29/06/2017		
AEGEAN AIRLINES (CR)			Main Market	
	EUROBANK EQUITIES INVESTMENT FIRM SINGLE MEMBER SA	22/09/2020		
ALPHA SERVICES HOLD (CR)			Main Market	
	ALPHA FINANCE INVESTMENT SERVICES SINGLE MEMBER SA	29/02/2016		
	EUROBANK EQUITIES INVESTMENT FIRM SINGLE MEMBER SA	22/10/2006		
	GREENPOST TRADING EUROPE LTD	12/06/2023		
	HELLENIC AMERICAN SECURITIES S.A.	25/07/2014		
	LEON DEPOLAS SECURITIES S.A.	04/01/2016		
	MERIT SECURITIES S.A	03/09/2012		
	NATIONAL SECURITIES SINGLE MEMBER SA	02/01/1900		
	PIRAEUS SECURITIES S. A.	28/05/2009		
ALPHA TRUST (CR)			Main Market	
	EUROBANK EQUITIES INVESTMENT FIRM SINGLE MEMBER SA	06/02/2023		
	LEON DEPOLAS SECURITIES S.A.	04/01/2021		
ALUMIL (CR)			Main Market	
	PIRAEUS SECURITIES S. A.	31/07/2023		
ANDROMEDA SA (CR)			Main Market	
	BETA SECURITIES S.A.	15/02/2021		
	OPTIMA BANK S.A.	03/04/2023		
ATTICA BANK S.A. (CR)			Main Market	
	EUROXX SECURITIES S.A.	22/01/2016		
	PIRAEUS SECURITIES S. A.	20/09/2017		
AUSTRIACARD (CB)			Main Market	
	BETA SECURITIES S.A.	23/03/2023		
	EUROBANK EQUITIES INVESTMENT FIRM SINGLE MEMBER SA	15/05/2023		
AUTOHELLAS SA (CR)			Main Market	
	ALPHA FINANCE INVESTMENT SERVICES SINGLE MEMBER SA	01/07/2019		
	EUROXX SECURITIES S.A.	02/07/2018		
AVAX S.A. (CR)			Main Market	
	EUROBANK EQUITIES INVESTMENT FIRM SINGLE MEMBER SA	14/12/2015		
	OPTIMA BANK S.A.	04/09/2023		
	PIRAEUS SECURITIES S. A.	01/02/2021		
AVE (CR)			Main Market	
	EUROXX SECURITIES S.A.	05/06/2020		
BRIO PROPERTIES (CR)			Main Market	
	EUROBANK EQUITIES INVESTMENT FIRM SINGLE MEMBER SA	09/09/2019		
	LEON DEPOLAS SECURITIES S.A.	22/02/2021		
CC HBC AG (CR)			Main Market	
	BETA SECURITIES S.A.	08/03/2021		
	NATIONAL SECURITIES SINGLE MEMBER SA	02/01/1900		
	PIRAEUS SECURITIES S. A.	04/05/2015		
CENERGY HOLDINGS (CB)			Main Market	
	ALPHA FINANCE INVESTMENT SERVICES SINGLE MEMBER SA	02/01/2016		
	EUROBANK EQUITIES INVESTMENT FIRM SINGLE MEMBER SA	02/01/2016		
	OPTIMA BANK S.A.	14/03/2022		
	PANTELAKIS SECURITIES S.A.	27/12/2022		
CNL CAPITAL (CR)			Main Market	
	MERIT SECURITIES S.A	01/10/2018		
DIMAND (CR)			Main Market	
	ALPHA FINANCE INVESTMENT SERVICES SINGLE MEMBER SA	08/08/2022		
	EUROBANK EQUITIES INVESTMENT FIRM SINGLE MEMBER SA	08/08/2022		
	PANTELAKIS SECURITIES S.A.	15/05/2023		
EKTER SA (CR)			Main Market	
	BETA SECURITIES S.A.	26/09/2022		
	EUROBANK EQUITIES INVESTMENT FIRM SINGLE MEMBER SA	16/10/2017		
	LEON DEPOLAS SECURITIES S.A.	21/05/2018		
ELASTRON (CR)			Main Market	
	LEON DEPOLAS SECURITIES S.A.	20/02/2017		

List of Stocks under Market Making operations

Securities	Stock Category
Market Maker	Start Market Making
ELLAKTOR (CR)	Main Market
ALPHA FINANCE INVESTMENT SERVICES SINGLE MEMBER SA	18/03/2019
EUROBANK EQUITIES INVESTMENT FIRM SINGLE MEMBER SA	01/06/2012
EUROXX SECURITIES S.A.	24/09/2018
NATIONAL SECURITIES SINGLE MEMBER SA	02/01/1900
PIRAEUS SECURITIES S. A.	22/10/2018
ELTON SA (CR)	Main Market
EUROBANK EQUITIES INVESTMENT FIRM SINGLE MEMBER SA	28/11/2022
OPTIMA BANK S.A.	30/01/2023
ELVALHALCOR (CR)	Main Market
ALPHA FINANCE INVESTMENT SERVICES SINGLE MEMBER SA	07/05/2018
BETA SECURITIES S.A.	09/01/2023
EUROBANK EQUITIES INVESTMENT FIRM SINGLE MEMBER SA	07/05/2018
ENTERSOFT (CR)	Main Market
ALPHA FINANCE INVESTMENT SERVICES SINGLE MEMBER SA	23/03/2023
EUROBANK EQUITIES INVESTMENT FIRM SINGLE MEMBER SA	22/06/2020
EUROBANK HOLDINGS (CR)	Main Market
ALPHA FINANCE INVESTMENT SERVICES SINGLE MEMBER SA	09/01/2006
EUROBANK EQUITIES INVESTMENT FIRM SINGLE MEMBER SA	01/06/2012
GREENPOST TRADING EUROPE LTD	12/06/2023
HELLENIC AMERICAN SECURITIES S.A.	25/07/2014
LEON DEPOLAS SECURITIES S.A.	30/11/2018
MERIT SECURITIES S.A	06/11/2017
NATIONAL SECURITIES SINGLE MEMBER SA	02/01/1900
PIRAEUS SECURITIES S. A.	28/09/2009
EUROCONSULTANTS S.A. (CR)	Main Market
OPTIMA BANK S.A.	01/02/2023
EYDAP S.A. (CR)	Main Market
ALPHA FINANCE INVESTMENT SERVICES SINGLE MEMBER SA	27/01/2020
EUROBANK EQUITIES INVESTMENT FIRM SINGLE MEMBER SA	10/06/2019
FOURLIS (CR)	Main Market
EUROBANK EQUITIES INVESTMENT FIRM SINGLE MEMBER SA	01/12/2016
PIRAEUS SECURITIES S. A.	06/03/2017
GEK TERNA (CR)	Main Market
BETA SECURITIES S.A.	08/03/2021
EUROBANK EQUITIES INVESTMENT FIRM SINGLE MEMBER SA	24/05/2021
PIRAEUS SECURITIES S. A.	29/08/2019
GR. SARANTIS S.A. (CR)	Main Market
BETA SECURITIES S.A.	14/05/2012
EUROBANK EQUITIES INVESTMENT FIRM SINGLE MEMBER SA	24/10/2016
HELLENIC EXCHANGES-A.S.E. (CR)	Main Market
HELLENIC AMERICAN SECURITIES S.A.	01/09/2014
NATIONAL SECURITIES SINGLE MEMBER SA	02/01/1900
PIRAEUS SECURITIES S. A.	04/05/2015
HELLENIQ ENERGY (CR)	Main Market
HELLENIC AMERICAN SECURITIES S.A.	14/09/2015
PIRAEUS SECURITIES S. A.	20/03/2017
IDEAL HOLDINGS (CR)	Main Market
EUROBANK EQUITIES INVESTMENT FIRM SINGLE MEMBER SA	07/06/2021
PIRAEUS SECURITIES S. A.	07/06/2021
INTERCONTINENTAL (CR)	Main Market
LEON DEPOLAS SECURITIES S.A.	03/06/2019
INTERLIFE G.C.I.(CR)	Main Market
BETA SECURITIES S.A.	24/10/2022
INTERWOOD-XYLEMPORIA (CR)	Main Market
EUROBANK EQUITIES INVESTMENT FIRM SINGLE MEMBER SA	05/07/2021
PANTELAKIS SECURITIES S.A.	01/07/2021
INTRAKAT (CR)	Main Market
BETA SECURITIES S.A.	04/10/2021
PANTELAKIS SECURITIES S.A.	10/10/2022
JUMBO SA (CR)	Main Market
BETA SECURITIES S.A.	01/02/2021
EUROBANK EQUITIES INVESTMENT FIRM SINGLE MEMBER SA	25/05/2020
GREENPOST TRADING EUROPE LTD	12/06/2023
MERIT SECURITIES S.A	06/11/2017
PIRAEUS SECURITIES S. A.	06/03/2017
KLOUKINAS - LAPPAS SA (CR)	Main Market
OPTIMA BANK S.A.	02/01/2023

List of Stocks under Market Making operations

Securities	Stock Category
Market Maker	Start Market Making
KRI-KRI S.A. (CR)	Main Market
EUROBANK EQUITIES INVESTMENT FIRM SINGLE MEMBER SA	07/05/2018
LEON DEPOLAS SECURITIES S.A.	16/01/2017
LAMDA DEVELOPMENT SA (CR)	Main Market
EUROBANK EQUITIES INVESTMENT FIRM SINGLE MEMBER SA	08/12/2014
PANTELAKIS SECURITIES S.A.	06/11/2017
PIRAEUS SECURITIES S. A.	29/06/2017
LAMPSA HOTEL SA (CR)	Main Market
LEON DEPOLAS SECURITIES S.A.	16/01/2017
MIG (CR)	Main Market
PIRAEUS SECURITIES S. A.	02/02/2009
MOTODYNAMICS S.A. (CR)	Main Market
OPTIMA BANK S.A.	25/08/2023
MOTOR OIL (CR)	Main Market
BETA SECURITIES S.A.	08/03/2021
EUROBANK EQUITIES INVESTMENT FIRM SINGLE MEMBER SA	22/10/2006
GREENPOST TRADING EUROPE LTD	12/06/2023
LEON DEPOLAS SECURITIES S.A.	01/04/2019
MERIT SECURITIES S.A	25/02/2019
NATIONAL SECURITIES SINGLE MEMBER SA	02/01/1900
PIRAEUS SECURITIES S. A.	04/05/2015
MPL KEDROS (CR)	Main Market
MERIT SECURITIES S.A	30/09/2022
MYTILINEOS (CR)	Main Market
ALPHA FINANCE INVESTMENT SERVICES SINGLE MEMBER SA	15/04/2019
BETA SECURITIES S.A.	11/04/2022
EUROBANK EQUITIES INVESTMENT FIRM SINGLE MEMBER SA	20/09/2017
GREENPOST TRADING EUROPE LTD	12/06/2023
MERIT SECURITIES S.A	25/02/2019
NATIONAL SECURITIES SINGLE MEMBER SA	02/01/1900
PIRAEUS SECURITIES S. A.	04/05/2015
NATIONAL BANK (CR)	Main Market
ALPHA FINANCE INVESTMENT SERVICES SINGLE MEMBER SA	09/01/2006
EUROBANK EQUITIES INVESTMENT FIRM SINGLE MEMBER SA	22/10/2006
GREENPOST TRADING EUROPE LTD	12/06/2023
HELLENIC AMERICAN SECURITIES S.A.	25/07/2014
LEON DEPOLAS SECURITIES S.A.	20/05/2015
MERIT SECURITIES S.A	03/09/2012
NATIONAL SECURITIES SINGLE MEMBER SA	02/01/1900
PIRAEUS SECURITIES S. A.	08/09/2008
OPAP (CR)	Main Market
ALPHA FINANCE INVESTMENT SERVICES SINGLE MEMBER SA	09/01/2006
BETA SECURITIES S.A.	11/04/2022
EUROBANK EQUITIES INVESTMENT FIRM SINGLE MEMBER SA	22/10/2006
GREENPOST TRADING EUROPE LTD	12/06/2023
HELLENIC AMERICAN SECURITIES S.A.	25/07/2014
MERIT SECURITIES S.A	20/03/2017
NATIONAL SECURITIES SINGLE MEMBER SA	02/01/1900
PIRAEUS SECURITIES S. A.	04/05/2015
OTE (CR)	Main Market
ALPHA FINANCE INVESTMENT SERVICES SINGLE MEMBER SA	09/01/2006
BETA SECURITIES S.A.	11/04/2022
EUROBANK EQUITIES INVESTMENT FIRM SINGLE MEMBER SA	22/10/2006
GREENPOST TRADING EUROPE LTD	12/06/2023
HELLENIC AMERICAN SECURITIES S.A.	25/07/2014
LEON DEPOLAS SECURITIES S.A.	20/04/2015
MERIT SECURITIES S.A	20/03/2017
NATIONAL SECURITIES SINGLE MEMBER SA	02/01/1900
PIRAEUS SECURITIES S. A.	08/09/2008
P.P.A. S.A. (CR)	Main Market
EUROBANK EQUITIES INVESTMENT FIRM SINGLE MEMBER SA	06/02/2019
PAPOUTSANIS (CR)	Main Market
ALPHA FINANCE INVESTMENT SERVICES SINGLE MEMBER SA	19/11/2018
BETA SECURITIES S.A.	25/11/2013
PETROPOULOS PETROS (CR)	Main Market
EUROBANK EQUITIES INVESTMENT FIRM SINGLE MEMBER SA	01/04/2019
PANTELAKIS SECURITIES S.A.	16/03/2020

List of Stocks under Market Making operations

Securities	Stock Category
Market Maker	Start Market Making
PIRAEUS FINANCIAL HOLD (CR)	Main Market
ALPHA FINANCE INVESTMENT SERVICES SINGLE MEMBER SA	15/04/2019
EUROBANK EQUITIES INVESTMENT FIRM SINGLE MEMBER SA	22/10/2006
EUROXX SECURITIES S.A.	15/02/2016
GREENPOST TRADING EUROPE LTD	12/06/2023
HELLENIC AMERICAN SECURITIES S.A.	25/07/2014
LEON DEPOLAS SECURITIES S.A.	30/11/2018
MERIT SECURITIES S.A	16/09/2013
NATIONAL SECURITIES SINGLE MEMBER SA	02/01/1900
PIRAEUS SECURITIES S. A.	16/02/2009
PPC (CR)	Main Market
ALPHA FINANCE INVESTMENT SERVICES SINGLE MEMBER SA	09/01/2006
BETA SECURITIES S.A.	01/02/2021
EUROBANK EQUITIES INVESTMENT FIRM SINGLE MEMBER SA	22/10/2006
GREENPOST TRADING EUROPE LTD	12/06/2023
HELLENIC AMERICAN SECURITIES S.A.	01/09/2014
MERIT SECURITIES S.A	06/11/2017
NATIONAL SECURITIES SINGLE MEMBER SA	02/01/1900
PIRAEUS SECURITIES S. A.	28/09/2009
PREMA (CR)	Main Market
BETA SECURITIES S.A.	01/06/2021
LEON DEPOLAS SECURITIES S.A.	05/12/2022
PANTELAKIS SECURITIES S.A.	23/12/2021
PROFILE SA (CR)	Main Market
OPTIMA BANK S.A.	03/04/2023
PANTELAKIS SECURITIES S.A.	01/07/2019
QUALITY & RELIABILITY SA (CR)	Main Market
OPTIMA BANK S.A.	03/01/2023
QUEST HOLDINGS (CR)	Main Market
BETA SECURITIES S.A.	26/03/2018
EUROBANK EQUITIES INVESTMENT FIRM SINGLE MEMBER SA	28/01/2019
REVOIL (CR)	Main Market
BETA SECURITIES S.A.	26/06/2023
SIDMA STEEL (CR)	Main Market
OPTIMA BANK S.A.	25/05/2023
SPACE HELLAS SA (CR)	Main Market
MERIT SECURITIES S.A	09/12/2022
TECHNICAL OLYMPIC SA (CR)	Main Market
OPTIMA BANK S.A.	05/07/2023
TERNA ENERGY (CR)	Main Market
EUROBANK EQUITIES INVESTMENT FIRM SINGLE MEMBER SA	24/05/2021
PIRAEUS SECURITIES S. A.	09/12/2019
THRACE PLASTICS SA (CR)	Main Market
ALPHA FINANCE INVESTMENT SERVICES SINGLE MEMBER SA	26/03/2018
EUROBANK EQUITIES INVESTMENT FIRM SINGLE MEMBER SA	26/03/2018
TITAN CEMENT (CB)	Main Market
BETA SECURITIES S.A.	01/02/2021
EUROBANK EQUITIES INVESTMENT FIRM SINGLE MEMBER SA	06/11/2019
PIRAEUS SECURITIES S. A.	18/01/2021
TZIRAKIAN PROFIL (CR)	Main Market
LEON DEPOLAS SECURITIES S.A.	19/07/2021
VIOHALCO SA/MV (CB)	Main Market
ALPHA FINANCE INVESTMENT SERVICES SINGLE MEMBER SA	11/03/2008
EUROBANK EQUITIES INVESTMENT FIRM SINGLE MEMBER SA	04/03/2014
MERIT SECURITIES S.A	17/03/2014

Underlying Asset				Derivatives Market													
Price max	Price min	Closing price	change	Delivery Month	Open price	Price max	Price min	Last price	Closing price	Last Bid	Last Ask	Fixing price*	Life high	Life low	Trades	Volume	Open Interest
FTSE/Athex Large Cap				(Trade Unit: 1 Index Point x 2€, Cash Settlement)													
2,956.38	2,882.11	2,882.30	-1.74%	October 2023	2,955.25	2,955.25	2,872.25	2,872.25	2,872.25	---	---	---	3,239.25	---	121	418	2,025
				November 2023	2,935.25	2,943.75	2,867.00	2,867.00	2,867.00	---	---	---	3,094.00	---	23	224	355
				December 2023	---	---	---	---	2,945.75	---	---	---	---	---	---	---	---
				March 2024	---	---	---	---	2,960.75	---	---	---	---	---	---	---	---
				June 2024	---	---	---	---	2,976.75	---	---	---	---	---	---	---	---
				September 2024	---	---	---	---	2,991.50	---	---	---	---	---	---	---	---
FTSE/Athex Banks				(Trade Unit: 1 Index Point x 15€, Cash Settlement)													
932.96	897.45	898.56	-2.13%	December 2023	---	---	---	---	931.00	---	---	---	1,024.75	---	---	---	1,338
				March 2024	---	---	---	---	926.75	---	---	---	---	---	---	---	---
				June 2024	---	---	---	---	931.75	---	---	---	---	---	---	---	---
				September 2024	---	---	---	---	936.25	---	---	---	---	---	---	---	---
MSCI GREECE REBASED				(Trade Unit: 1 Index Point x 2€, Cash Settlement)													
4,698.77	4,566.71	4,566.71	-1.91%	October 2023	---	---	---	---	4,674.25	---	---	---	5,169.00	---	---	---	85
				November 2023	---	---	---	---	4,651.25	---	---	---	4,708.25	---	---	---	---
				December 2023	---	---	---	---	4,824.25	---	---	---	5,012.25	---	---	---	20
				January 2024	---	---	---	---	4,626.50	---	---	---	4,683.25	---	---	---	---
				February 2024	---	---	---	---	4,691.75	---	---	---	---	---	---	---	---
				March 2024	---	---	---	---	4,698.75	---	---	---	---	---	---	---	---
				June 2024	---	---	---	---	4,724.25	---	---	---	---	---	---	---	---
				September 2024	---	---	---	---	4,747.75	---	---	---	---	---	---	---	---

Derivatives notes

Fixing prices and final open positions can be retrieved from the following path <http://www.helex.gr/el/web/guest/statistics-end-of-day-derivatives>

Underlying Asset				Derivatives Market													
Price max	Price min	Closing price	change	Delivery Month	Open price	Price max	Price min	Last price	Closing price	Last Bid	Last Ask	Fixing price*	Life high	Life low	Trades	Volume	Open Interest
ADMIE (IPTO) HOLDING S.A. (CR)																	
(Contract Size: 100 Securities, Physical Delivery)																	
2.19	2.125	2.125	-1.62%	December 2023	2.13	2.13	2.11	2.11	2.11	---	---	---	2.42	---	13	116	19,000
---	---	---	---	March 2024	---	---	---	---	2.18	---	---	---	---	---	---	---	---
---	---	---	---	June 2024	---	---	---	---	2.19	---	---	---	---	---	---	---	---
---	---	---	---	September 2024	---	---	---	---	2.20	---	---	---	---	---	---	---	---
AEGEAN AIRLINES (CR)																	
(Contract Size: 100 Securities, Physical Delivery)																	
10.78	10.36	10.36	-1.33%	December 2023	10.76	10.76	10.42	10.47	10.47	---	---	---	13.64	---	56	290	5,015
---	---	---	---	March 2024	---	---	---	---	10.60	---	---	---	---	---	---	---	---
---	---	---	---	June 2024	---	---	---	---	10.66	---	---	---	---	---	---	---	---
---	---	---	---	September 2024	---	---	---	---	10.71	---	---	---	---	---	---	---	---
ALPHA SERVICES HOLD (CR)																	
(Contract Size: 100 Securities, Physical Delivery)																	
1.294	1.2315	1.2315	-2.14%	December 2023	1.28	1.30	1.23	1.23	1.23	---	---	---	1.65	---	265	10,631	156,118
---	---	---	---	March 2024	---	---	---	---	1.27	---	---	---	---	---	---	---	---
---	---	---	---	June 2024	---	---	---	---	1.28	---	---	---	---	---	---	---	---
---	---	---	---	September 2024	---	---	---	---	1.28	---	---	---	---	---	---	---	---
AUTOHELLAS SA (CR)																	
(Contract Size: 100 Securities, Physical Delivery)																	
13.18	12.9	13.18	0.77%	December 2023	13.27	13.27	13.27	13.27	13.27	---	---	---	14.22	---	1	4	96
---	---	---	---	March 2024	---	---	---	---	13.20	---	---	---	---	---	---	---	---
---	---	---	---	June 2024	---	---	---	---	13.27	---	---	---	---	---	---	---	---
---	---	---	---	September 2024	---	---	---	---	13.34	---	---	---	---	---	---	---	---
AVAX S.A. (CR)																	
(Contract Size: 100 Securities, Physical Delivery)																	
1.378	1.32	1.32	-2.22%	December 2023	---	---	---	---	1.36	---	---	---	1.49	---	---	---	1,199
---	---	---	---	March 2024	---	---	---	---	1.36	---	---	---	---	---	---	---	---
---	---	---	---	June 2024	---	---	---	---	1.37	---	---	---	---	---	---	---	---
---	---	---	---	September 2024	---	---	---	---	1.38	---	---	---	---	---	---	---	---
CC HBC AG (CR)																	
(Contract Size: 100 Securities, Physical Delivery)																	
26.25	25.61	25.61	-2.03%	December 2023	25.79	25.79	25.79	25.79	25.79	---	---	---	27.19	---	1	4	552
---	---	---	---	March 2024	---	---	---	---	26.38	---	---	---	---	---	---	---	---
---	---	---	---	June 2024	---	---	---	---	26.53	---	---	---	---	---	---	---	---
---	---	---	---	September 2024	---	---	---	---	26.66	---	---	---	---	---	---	---	---
CENERGY HOLDINGS (CB)																	
(Contract Size: 100 Securities, Physical Delivery)																	
6.64	6.45	6.47	-1.52%	December 2023	6.66	6.67	6.46	6.46	6.46	---	---	---	7.22	---	18	132	5,148
---	---	---	---	March 2024	---	---	---	---	6.63	---	---	---	---	---	---	---	---
---	---	---	---	June 2024	---	---	---	---	6.67	---	---	---	---	---	---	---	---
---	---	---	---	September 2024	---	---	---	---	6.70	---	---	---	---	---	---	---	---

Derivatives notes

Fixing prices and final open positions can be retrieved from the following path <http://www.helex.gr/el/web/guest/statistics-end-of-day-derivatives>

Underlying Asset				Derivatives Market													
Price max	Price min	Closing price	change	Delivery Month	Open price	Price max	Price min	Last price	Closing price	Last Bid	Last Ask	Fixing price*	Life high	Life low	Trades	Volume	Open Interest
ELLAKTOR (CR)				(Contract Size: 100 Securities, Physical Delivery)													
2.14	2.04	2.04	-2.62%	December 2023	2.09	2.09	2.09	2.09	2.09	---	---	---	2.31	---	1	1	504
				March 2024	---	---	---	---	2.11	---	---	---	---	---	---	---	---
				June 2024	---	---	---	---	2.13	---	---	---	---	---	---	---	---
				September 2024	---	---	---	---	2.14	---	---	---	---	---	---	---	---
ELVALHALCOR (CR)				(Contract Size: 100 Securities, Physical Delivery)													
1.838	1.786	1.786	-2.40%	December 2023	1.82	1.85	1.80	1.80	1.80	---	---	---	2.09	---	6	37	1,605
				March 2024	---	---	---	---	1.85	---	---	---	---	---	---	---	---
				June 2024	---	---	---	---	1.86	---	---	---	---	---	---	---	---
				September 2024	---	---	---	---	1.87	---	---	---	---	---	---	---	---
EUROBANK HOLDINGS (CR)				(Contract Size: 100 Securities, Physical Delivery)													
1.48	1.417	1.444	-1.03%	December 2023	1.48	1.48	1.43	1.44	1.44	---	---	---	1.60	---	90	1,763	34,227
				March 2024	---	---	---	---	1.47	---	---	---	---	---	---	---	---
				June 2024	---	---	---	---	1.48	---	---	---	---	---	---	---	---
				September 2024	---	---	---	---	1.49	---	---	---	---	---	---	---	---
EYDAP S.A. (CR)				(Contract Size: 100 Securities, Physical Delivery)													
5.75	5.5	5.54	-1.42%	December 2023	5.67	5.67	5.60	5.61	5.61	---	---	---	6.52	---	3	3	2,300
				March 2024	---	---	---	---	5.67	---	---	---	---	---	---	---	---
				June 2024	---	---	---	---	5.70	---	---	---	---	---	---	---	---
				September 2024	---	---	---	---	5.73	---	---	---	---	---	---	---	---
FOURLIS (CR)				(Contract Size: 100 Securities, Physical Delivery)													
4.365	4.19	4.24	-2.64%	December 2023	4.31	4.31	4.23	4.25	4.25	---	---	---	4.65	---	6	11	538
				March 2024	---	---	---	---	4.40	---	---	---	---	---	---	---	---
				June 2024	---	---	---	---	4.42	---	---	---	---	---	---	---	---
				September 2024	---	---	---	---	4.44	---	---	---	---	---	---	---	---
GEK TERNA (CR)				(Contract Size: 100 Securities, Physical Delivery)													
13.3	12.94	13.1	-0.46%	December 2023	13.25	13.25	13.02	13.08	13.08	---	---	---	13.71	---	6	18	6,136
				March 2024	---	---	---	---	13.28	---	---	---	---	---	---	---	---
				June 2024	---	---	---	---	13.35	---	---	---	---	---	---	---	---
				September 2024	---	---	---	---	13.42	---	---	---	---	---	---	---	---
HELLENIC EXCHANGES-A.S.E. (CR)				(Contract Size: 100 Securities, Physical Delivery)													
4.83	4.675	4.69	-2.09%	December 2023	4.78	4.78	4.66	4.66	4.66	---	---	---	5.13	---	29	171	7,058
				March 2024	---	---	---	---	4.83	---	---	---	---	---	---	---	---
				June 2024	---	---	---	---	4.86	---	---	---	---	---	---	---	---
				September 2024	---	---	---	---	4.89	---	---	---	---	---	---	---	---

Derivatives notes

Fixing prices and final open positions can be retrieved from the following path <http://www.helex.gr/el/web/guest/statistics-end-of-day-derivatives>

Underlying Asset				Derivatives Market													
Price max	Price min	Closing price	change	Delivery Month	Open price	Price max	Price min	Last price	Closing price	Last Bid	Last Ask	Fixing price*	Life high	Life low	Trades	Volume	Open Interest
HELLENiQ ENERGY (CR)																	
(Contract Size: 100 Securities, Physical Delivery)																	
7.58	7.36	7.37	-0.54%	December 2023	7.50	7.50	7.39	7.39	7.39	---	---	---	7.93	---	3	8	1,498
---	---	---	---	March 2024	---	---	---	---	7.48	---	---	---	---	---	---	---	---
---	---	---	---	June 2024	---	---	---	---	7.52	---	---	---	---	---	---	---	---
---	---	---	---	September 2024	---	---	---	---	7.56	---	---	---	---	---	---	---	---
INTRACOM HOLDINGS (CR)																	
(Contract Size: 100 Securities, Physical Delivery)																	
2.035	1.948	1.948	-3.33%	December 2023	2.04	2.04	1.96	1.96	1.96	---	---	---	2.34	---	16	64	4,626
---	---	---	---	March 2024	---	---	---	---	2.03	---	---	---	---	---	---	---	---
---	---	---	---	June 2024	---	---	---	---	2.04	---	---	---	---	---	---	---	---
---	---	---	---	September 2024	---	---	---	---	2.05	---	---	---	---	---	---	---	---
INTRAKAT (CR)																	
(Contract Size: 100 Securities, Physical Delivery)																	
3	2.975	3	0.00%	December 2023	2.99	2.99	2.93	2.93	2.93	---	---	---	3.14	---	13	29	5,555
---	---	---	---	March 2024	---	---	---	---	3.03	---	---	---	---	---	---	---	---
---	---	---	---	June 2024	---	---	---	---	3.04	---	---	---	---	---	---	---	---
---	---	---	---	September 2024	---	---	---	---	3.06	---	---	---	---	---	---	---	---
JUMBO SA (CR)																	
(Contract Size: 100 Securities, Physical Delivery)																	
26.34	25.62	25.78	-0.85%	December 2023	24.94	24.94	24.56	24.67	24.67	---	---	---	28.13	---	12	41	481
---	---	---	---	March 2024	---	---	---	---	26.24	---	---	---	---	---	---	---	---
---	---	---	---	June 2024	---	---	---	---	26.38	---	---	---	---	---	---	---	---
---	---	---	---	September 2024	---	---	---	---	26.52	---	---	---	---	---	---	---	---
LAMDA DEVELOPMENT SA (CR)																	
(Contract Size: 100 Securities, Physical Delivery)																	
6.135	5.985	6.1	-0.33%	December 2023	6.08	6.12	6.08	6.12	6.12	---	---	---	6.77	---	2	5	5,250
---	---	---	---	March 2024	---	---	---	---	6.18	---	---	---	---	---	---	---	---
---	---	---	---	June 2024	---	---	---	---	6.21	---	---	---	---	---	---	---	---
---	---	---	---	September 2024	---	---	---	---	6.24	---	---	---	---	---	---	---	---
MIG (CR)																	
(Contract Size: 100 Securities, Physical Delivery)																	
3.99	3.84	3.84	-2.91%	December 2023	3.78	3.78	3.78	3.78	3.78	---	---	---	4.70	---	1	5	57
---	---	---	---	March 2024	---	---	---	---	3.99	---	---	---	---	---	---	---	---
---	---	---	---	June 2024	---	---	---	---	4.01	---	---	---	---	---	---	---	---
---	---	---	---	September 2024	---	---	---	---	4.03	---	---	---	---	---	---	---	---
MOTOR OIL (CR)																	
(Contract Size: 100 Securities, Physical Delivery)																	
24	23.6	23.86	-0.33%	December 2023	23.86	23.86	23.75	23.75	23.75	---	---	---	24.10	---	2	17	1,328
---	---	---	---	March 2024	---	---	---	---	24.16	---	---	---	---	---	---	---	---
---	---	---	---	June 2024	---	---	---	---	24.29	---	---	---	---	---	---	---	---
---	---	---	---	September 2024	---	---	---	---	24.41	---	---	---	---	---	---	---	---

Derivatives notes

Fixing prices and final open positions can be retrieved from the following path <http://www.helex.gr/el/web/guest/statistics-end-of-day-derivatives>

Underlying Asset				Derivatives Market													
Price max	Price min	Closing price	change	Delivery Month	Open price	Price max	Price min	Last price	Closing price	Last Bid	Last Ask	Fixing price*	Life high	Life low	Trades	Volume	Open Interest
MYTILINEOS (CR)				(Contract Size: 100 Securities, Physical Delivery)													
35.14	33.62	33.62	-3.61%	December 2023	35.25	35.41	33.90	33.90	33.90	---	---	---	38.12	---	49	113	3,118
				March 2024	---	---	---	---	35.21	---	---	---	---	---	---	---	---
				June 2024	---	---	---	---	35.40	---	---	---	---	---	---	---	---
				September 2024	---	---	---	---	35.57	---	---	---	---	---	---	---	---
NATIONAL BANK (CR)				(Contract Size: 100 Securities, Physical Delivery)													
5.402	5.216	5.216	-2.32%	December 2023	5.42	5.44	5.23	5.23	5.23	---	---	---	6.43	---	96	886	17,464
				March 2024	---	---	---	---	5.39	---	---	---	---	---	---	---	---
				June 2024	---	---	---	---	5.42	---	---	---	---	---	---	---	---
				September 2024	---	---	---	---	5.45	---	---	---	---	---	---	---	---
OPAP (CR)				(Contract Size: 100 Securities, Physical Delivery)													
15.9	15.6	15.6	-1.64%	December 2023	15.28	15.28	14.76	14.76	14.76	---	---	---	16.20	---	7	20	2,484
				March 2024	---	---	---	---	16.01	---	---	---	---	---	---	---	---
				June 2024	---	---	---	---	16.09	---	---	---	---	---	---	---	---
				September 2024	---	---	---	---	16.17	---	---	---	---	---	---	---	---
OTE (CR)				(Contract Size: 100 Securities, Physical Delivery)													
13.93	13.7	13.75	-0.51%	December 2023	13.95	13.95	13.78	13.90	13.90	---	---	---	14.02	---	26	138	7,290
				March 2024	---	---	---	---	13.95	---	---	---	---	---	---	---	---
				June 2024	---	---	---	---	14.02	---	---	---	---	---	---	---	---
				September 2024	---	---	---	---	14.09	---	---	---	---	---	---	---	---
P.P.A. S.A. (CR)				(Contract Size: 100 Securities, Physical Delivery)													
22.05	21.2	21.5	-2.27%	December 2023	---	---	---	---	21.60	---	---	---	22.35	---	---	---	210
				March 2024	---	---	---	---	22.21	---	---	---	---	---	---	---	---
				June 2024	---	---	---	---	22.33	---	---	---	---	---	---	---	---
				September 2024	---	---	---	---	22.44	---	---	---	---	---	---	---	---
PIRAEUS FINANCIAL HOLD (CR)				(Contract Size: 100 Securities, Physical Delivery)													
2.844	2.7	2.7	-3.91%	December 2023	2.85	2.85	2.70	2.71	2.71	---	---	---	3.36	---	235	5,673	58,639
				March 2024	---	---	---	---	2.84	---	---	---	---	---	---	---	---
				June 2024	---	---	---	---	2.85	---	---	---	---	---	---	---	---
				September 2024	---	---	---	---	2.87	---	---	---	---	---	---	---	---
PPC (CR)				(Contract Size: 100 Securities, Physical Delivery)													
9.58	9.25	9.255	-2.58%	December 2023	9.61	9.67	9.24	9.26	9.26	---	---	---	10.69	---	136	706	21,140
				March 2024	---	---	---	---	9.59	---	---	---	---	---	---	---	---
				June 2024	---	---	---	---	9.64	---	---	---	---	---	---	---	---
				September 2024	---	---	---	---	9.69	---	---	---	---	---	---	---	---

Derivatives notes

Fixing prices and final open positions can be retrieved from the following path <http://www.helex.gr/el/web/guest/statistics-end-of-day-derivatives>

Underlying Asset				Derivatives Market													
Price max	Price min	Closing price	change	Delivery Month	Open price	Price max	Price min	Last price	Closing price	Last Bid	Last Ask	Fixing price*	Life high	Life low	Trades	Volume	Open Interest
QUEST HOLDINGS (CR)				(Contract Size: 100 Securities, Physical Delivery)													
5.65	5.5	5.52	-1.08%	December 2023	---	---	---	---	5.44	---	---	---	6.25	---	---	---	84
				March 2024	---	---	---	---	5.63	---	---	---	---	---	---	---	---
				June 2024	---	---	---	---	5.66	---	---	---	---	---	---	---	---
				September 2024	---	---	---	---	5.69	---	---	---	---	---	---	---	---
TERNA ENERGY (CR)				(Contract Size: 100 Securities, Physical Delivery)													
14.92	14.62	14.73	0.55%	December 2023	14.90	14.90	14.64	14.78	14.78	---	---	---	17.23	---	25	90	15,201
				March 2024	---	---	---	---	14.79	---	---	---	---	---	---	---	---
				June 2024	---	---	---	---	14.87	---	---	---	---	---	---	---	---
				September 2024	---	---	---	---	14.94	---	---	---	---	---	---	---	---
TITAN CEMENT (CB)				(Contract Size: 100 Securities, Physical Delivery)													
17.7	17.36	17.5	-1.13%	December 2023	17.77	17.77	17.54	17.54	17.54	---	---	---	18.01	---	5	10	639
				March 2024	---	---	---	---	17.87	---	---	---	---	---	---	---	---
				June 2024	---	---	---	---	17.96	---	---	---	---	---	---	---	---
				September 2024	---	---	---	---	18.05	---	---	---	---	---	---	---	---
VIOHALCO SA/NV (CB)				(Contract Size: 100 Securities, Physical Delivery)													
5.34	5.12	5.14	-3.02%	December 2023	5.34	5.34	5.13	5.14	5.14	---	---	---	6.66	---	25	53	5,054
				March 2024	---	---	---	---	5.35	---	---	---	---	---	---	---	---
				June 2024	---	---	---	---	5.38	---	---	---	---	---	---	---	---
				September 2024	---	---	---	---	5.41	---	---	---	---	---	---	---	---

Derivatives notes

Fixing prices and final open positions can be retrieved from the following path <http://www.helex.gr/el/web/guest/statistics-end-of-day-derivatives>

FTSE/Athex Large Cap

(Trade Unit: 1 Index Point x 2€ - Exercise Style: European, Cash Settlement)

Exercise Price	Call Options														Put Options																			
	October 2023							November 2023							Other Months		October 2023							November 2023							Other Months		Exercise Price	
	Open price	Price max	Price min	Last price	Closing price	Volume	Open Interest	Open price	Price max	Price min	Last price	Closing price	Volume	Open Interest	Volume	Open Interest	Open price	Price max	Price min	Last price	Closing price	Volume	Open Interest	Open price	Price max	Price min	Last price	Closing price	Volume	Open Interest	Volume	Open Interest		
1,975	-	-	-	-	-	-	-	-	-	-	-	-	-	-	-	-	-	-	-	-	-	-	-	-	-	-	-	-	-	-	-	-		1,975
2,000	-	-	-	-	-	-	-	-	-	-	-	-	-	-	-	-	-	-	-	-	-	-	-	-	-	-	-	-	-	-	-	-	2,000	
2,050	-	-	-	-	-	-	-	-	-	-	-	-	-	-	-	-	-	-	-	-	-	-	-	-	-	-	-	-	-	-	-	-	2,050	
2,100	-	-	-	-	-	-	-	-	-	-	-	-	-	-	-	-	-	-	-	-	-	-	-	-	-	-	-	-	-	-	-	-	2,100	
2,150	-	-	-	-	-	-	-	-	-	-	-	-	-	-	-	-	-	-	-	-	-	-	-	-	-	-	-	-	-	-	-	-	2,150	
2,200	-	-	-	-	-	-	-	-	-	-	-	-	-	-	-	-	-	-	-	-	-	-	-	-	-	-	-	-	-	-	-	-	2,200	
2,250	-	-	-	-	-	-	-	-	-	-	-	-	-	-	-	-	-	-	-	-	-	-	-	-	-	-	-	-	-	-	-	-	2,250	
2,300	-	-	-	-	-	-	-	-	-	-	-	-	-	-	-	-	-	-	-	-	-	-	-	-	-	-	-	-	-	-	-	-	2,300	
2,350	-	-	-	-	-	-	-	-	-	-	-	-	-	-	-	-	-	-	-	-	-	-	-	-	-	-	-	-	-	-	-	-	2,350	
2,400	-	-	-	-	-	-	-	-	-	-	-	-	-	-	-	-	-	-	-	-	-	-	-	-	-	-	-	-	-	-	-	-	2,400	
2,450	-	-	-	-	-	-	-	-	-	-	-	-	-	-	-	-	-	-	-	-	-	-	-	-	-	-	-	-	-	-	-	-	2,450	
2,500	-	-	-	-	-	-	-	-	-	-	-	-	-	-	-	-	-	-	-	-	-	-	-	-	-	-	-	-	-	-	-	-	2,500	
2,550	-	-	-	-	-	-	-	-	-	-	-	-	-	-	-	-	-	-	-	-	-	-	-	-	-	-	-	-	-	-	-	-	2,550	
2,600	-	-	-	-	-	-	-	-	-	-	-	-	-	-	-	-	-	-	-	-	-	-	-	-	-	-	-	-	-	-	-	-	2,600	
2,650	0.00	0.00	0.00	-	289.00	-	-	0.00	0.00	0.00	-	290.00	-	-	-	0.00	0.00	0.00	-	11.50	-	-	0.00	0.00	0.00	-	11.50	-	-	-	-	2,650		
2,700	0.00	0.00	0.00	-	241.00	-	-	0.00	0.00	0.00	-	247.00	-	-	-	0.00	0.00	0.00	-	18.25	-	-	0.00	0.00	0.00	-	18.25	-	-	-	-	2,700		
2,750	0.00	0.00	0.00	-	195.00	-	-	0.00	0.00	0.00	-	207.00	-	-	-	0.00	0.00	0.00	-	28.25	-	-	0.00	0.00	0.00	-	28.25	-	-	-	-	2,750		
2,800	0.00	0.00	0.00	-	153.00	-	-	0.00	0.00	0.00	-	170.00	-	-	-	0.00	0.00	0.00	-	41.25	-	-	0.00	0.00	0.00	-	41.25	-	-	-	-	2,800		
2,850	0.00	0.00	0.00	-	115.00	-	-	100.00	100.00	100.00	100.00	100.00	20	-	-	0.00	0.00	0.00	-	58.50	-	-	0.00	0.00	0.00	-	58.50	-	-	-	-	2,850		
2,900	49.00	50.00	49.00	49.00	49.00	70	83	0.00	0.00	0.00	-	108.00	-	20	42.50	50.00	42.50	46.50	46.50	2	11	0.00	0.00	0.00	-	79.50	-	-	-	-	-	2,900		
2,950	0.00	0.00	0.00	-	56.50	-	18	0.00	0.00	0.00	-	84.00	-	25	0.00	0.00	0.00	-	105.00	-	40	0.00	0.00	0.00	-	105.00	-	40	-	-	-	2,950		
3,000	25.50	25.50	17.00	18.00	18.00	9	28	0.00	0.00	0.00	-	63.50	-	22	0.00	25.50	0.00	-	99.00	-	13	0.00	0.00	0.00	-	134.00	-	40	-	-	-	3,000		
3,050	0.00	0.00	0.00	-	22.50	-	100	40.00	40.00	32.00	32.00	32.00	3	36	0.00	0.00	0.00	-	135.00	-	38	0.00	0.00	0.00	-	168.00	-	20	-	-	-	3,050		
3,100	0.00	0.00	0.00	-	13.00	-	100	0.00	0.00	0.00	-	34.25	-	17	0.00	0.00	0.00	-	175.00	-	61	0.00	0.00	0.00	-	205.00	-	21	-	-	-	3,100		
3,150	0.00	0.00	0.00	-	7.20	-	120	0.00	0.00	0.00	-	24.25	-	3	0.00	0.00	0.00	-	219.00	-	101	0.00	0.00	0.00	-	245.00	-	40	-	-	-	3,150		
3,200	0.00	0.00	0.00	-	3.70	-	67	0.00	0.00	0.00	-	16.75	-	-	0.00	0.00	0.00	-	266.00	-	40	0.00	0.00	0.00	-	287.00	-	-	-	-	-	3,200		
3,250	0.00	0.00	0.00	-	1.80	-	21	0.00	0.00	0.00	-	11.50	-	-	0.00	0.00	0.00	-	314.00	-	220	0.00	0.00	0.00	-	332.00	-	-	-	-	-	3,250		
3,300	0.00	0.00	0.00	-	0.85	-	20	0.00	0.00	0.00	-	7.60	-	-	0.00	0.00	0.00	-	363.00	-	40	0.00	0.00	0.00	-	378.00	-	-	-	-	-	3,300		
3,350	0.00	0.00	0.00	-	0.37	-	-	0.00	0.00	0.00	-	5.00	-	-	0.00	0.00	0.00	-	412.00	-	-	0.00	0.00	0.00	-	425.00	-	-	-	-	-	3,350		
3,400	0.00	0.00	0.00	-	0.15	-	-	0.00	0.00	0.00	-	3.20	-	-	0.00	0.00	0.00	-	462.00	-	-	0.00	0.00	0.00	-	473.00	-	-	-	-	-	3,400		
3,450	0.00	0.00	0.00	-	0.06	-	-	0.00	0.00	0.00	-	2.00	-	-	0.00	0.00	0.00	-	512.00	-	-	0.00	0.00	0.00	-	522.00	-	-	-	-	-	3,450		
3,500	0.00	0.00	0.00	-	0.02	-	-	-	-	-	-	-	-	-	0.00	0.00	0.00	-	562.00	-	-	-	-	-	-	-	-	-	-	-	-	3,500		
Totals:						79	557						23	123	0	0							2	595							0	161	0	0
Number of Trades:							13						3	0									2								0			0

ALPHA SERVICES HOLD (CR)

(Contract Size: 100 Securities, Exercise Style: American, Physical Delivery)

Call Options														Put Options																			
October 2023							November 2023							Other Months		October 2023							November 2023							Other Months			
Exercise Price	Open price	Price max	Price min	Last price	Closing price	Volume	Open Interest	Open price	Price max	Price min	Last price	Closing price	Volume	Open Interest	Volume	Open Interest	Open price	Price max	Price min	Last price	Closing price	Volume	Open Interest	Open price	Price max	Price min	Last price	Closing price	Volume	Open Interest	Volume	Open Interest	Exercise Price
0.750						-	-						-	-									-	-									0.008
0.800						-	-						-	-									-	-									0.008
0.850	0.000	0.000	0.000		0.411	-	-	0.000	0.000	0.000		0.412	-	-			0.000	0.000	0.000		0.001	-	-	0.000	0.000	0.000		0.001	-	-		0.009	
0.900	0.000	0.000	0.000		0.361	-	-	0.000	0.000	0.000		0.363	-	-			0.000	0.000	0.000		0.001	-	-	0.000	0.000	0.000		0.001	-	-		0.009	
0.950	0.000	0.000	0.000		0.311	-	-	0.000	0.000	0.000		0.314	-	-			0.000	0.000	0.000		0.002	-	-	0.000	0.000	0.000		0.001	-	-		0.010	
1.000	0.000	0.000	0.000		0.262	-	-	0.000	0.000	0.000		0.266	-	-			0.000	0.000	0.000		0.001	-	-	0.000	0.000	0.000		0.003	-	-		0.010	
1.100	0.000	0.000	0.000		0.169	-	-	0.000	0.000	0.000		0.177	-	-			0.000	0.000	0.000		0.008	-	-	0.000	0.000	0.000		0.014	-	-		0.011	
1.200	0.000	0.000	0.000		0.093	-	-	0.000	0.000	0.000		0.105	-	-			0.000	0.000	0.000		0.032	-	-	0.000	0.000	0.000		0.041	-	-		0.012	
1.300	0.000	0.000	0.000		0.042	-	-	0.000	0.000	0.000		0.054	-	-			0.000	0.000	0.000		0.081	-	-	0.000	0.000	0.000		0.091	-	-		0.013	
1.400	0.000	0.000	0.000		0.016	-	-	0.000	0.000	0.000		0.025	-	-			0.000	0.000	0.000		0.155	-	-	0.000	0.000	0.000		0.162	-	-		0.014	
1.500	0.000	0.000	0.000		0.005	-	-	0.000	0.000	0.000		0.010	-	-			0.000	0.000	0.000		0.244	-	-	0.000	0.000	0.000		0.247	-	-		0.015	
1.600	0.000	0.000	0.000		0.001	-	-	0.000	0.000	0.000		0.004	-	-			0.000	0.000	0.000		0.340	-	-	0.000	0.000	0.000		0.341	-	-		0.016	
1.700	0.000	0.000	0.000		0.001	-	-	0.000	0.000	0.000		0.001	-	-			0.000	0.000	0.000		0.440	-	-	0.000	0.000	0.000		0.440	-	-		0.017	
1.800	0.000	0.000	0.000		0.001	-	-	0.000	0.000	0.000		0.001	-	-			0.000	0.000	0.000		0.540	-	-	0.000	0.000	0.000		0.540	-	-		0.018	
1.900	0.000	0.000	0.000		0.001	-	-	0.000	0.000	0.000		0.001	-	-			0.000	0.000	0.000		0.640	-	-	0.000	0.000	0.000		0.640	-	-		0.019	
2.000	0.000	0.000	0.000		0.001	-	-	0.000	0.000	0.000		0.002	-	-			0.000	0.000	0.000		0.740	-	-	0.000	0.000	0.000		0.740	-	-		0.020	
2.200	0.000	0.000	0.000		0.003	-	-	0.000	0.000	0.000		0.001	-	-			0.000	0.000	0.000		0.940	-	-	0.000	0.000	0.000		0.940	-	-		0.022	
2.400	0.000	0.000	0.000		0.001	-	-						-	-			0.000	0.000	0.000		1.14	-	-								0.024		
Totals:						0	0					0	0	0	0	0					0	0					0	0	0	0	0		
Number of Trades:						0						0	0					0.00									0				0		

NATIONAL BANK (CR)

(Contract Size: 100 Securities, Exercise Style: American, Physical Delivery)

Call Options																Put Options																			
October 2023								November 2023								Other Months				October 2023						November 2023						Other Months			
Exercise Price	Open price	Price max	Price min	Last price	Closing price	Volume	Open Interest	Open price	Price max	Price min	Last price	Closing price	Volume	Open Interest	Volume	Open Interest	Open price	Price max	Price min	Last price	Closing price	Volume	Open Interest	Open price	Price max	Price min	Last price	Closing price	Volume	Open Interest	Volume	Open Interest	Exercise Price		
2.600						-	-						-	-									-	-									0.026		
2.800						-	-						-	-									-	-									0.028		
3.000						-	-						-	-									-	-									0.030		
3.200						-	-						-	-									-	-									0.032		
3.400						-	-						-	-									-	-									0.034		
3.600	0.000	0.000	0.000		1.74	-	-	0.000	0.000	0.000		1.75	-	-			0.000	0.000	0.000		0.001	-	-	0.000	0.000	0.000		0.001	-	-		0.036			
3.800	0.000	0.000	0.000		1.54	-	-	0.000	0.000	0.000		1.55	-	-			0.000	0.000	0.000		0.001	-	-	0.000	0.000	0.000		0.002	-	-		0.038			
4.000	0.000	0.000	0.000		1.34	-	-	0.000	0.000	0.000		1.36	-	-			0.000	0.000	0.000		0.001	-	-	0.000	0.000	0.000		0.006	-	-		0.040			
4.400	0.000	0.000	0.000		0.948	-	-	0.000	0.000	0.000		0.984	-	-			0.000	0.000	0.000		0.002	-	-	0.000	0.000	0.000		0.032	-	-		0.044			
4.800	0.000	0.000	0.000		0.572	-	-	0.000	0.000	0.000		0.656	-	-			0.000	0.000	0.000		0.026	-	-	0.000	0.000	0.000		0.103	-	-		0.048			
5.200	0.000	0.000	0.000		0.272	-	-	0.000	0.000	0.000		0.398	-	-			0.000	0.000	0.000		0.126	-	-	0.000	0.000	0.000		0.245	-	-		0.052			
5.600	0.000	0.000	0.000		0.096	-	-	0.000	0.000	0.000		0.217	-	-			0.000	0.000	0.000		0.351	-	-	0.000	0.000	0.000		0.464	-	-		0.056			
6.000	0.000	0.000	0.000		0.025	-	-	0.000	0.000	0.000		0.109	-	-			0.000	0.000	0.000		0.680	-	-	0.000	0.000	0.000		0.756	-	-		0.060			
6.400	0.000	0.000	0.000		0.004	-	-	0.000	0.000	0.000		0.050	-	-			0.000	0.000	0.000		1.06	-	-	0.000	0.000	0.000		1.10	-	-		0.064			
6.800	0.000	0.000	0.000		0.001	-	-	0.000	0.000	0.000		0.021	-	-			0.000	0.000	0.000		1.46	-	-	0.000	0.000	0.000		1.47	-	-		0.068			
7.200	0.000	0.000	0.000		0.001	-	-	0.000	0.000	0.000		0.008	-	-			0.000	0.000	0.000		1.86	-	-	0.000	0.000	0.000		1.86	-	-		0.072			
7.600	0.000	0.000	0.000		0.003	-	-	0.000	0.000	0.000		0.003	-	-			0.000	0.000	0.000		2.26	-	-	0.000	0.000	0.000		2.26	-	-		0.076			
8.000	0.000	0.000	0.000		0.001	-	-	0.000	0.000	0.000		0.001	-	-			0.000	0.000	0.000		2.66	-	-	0.000	0.000	0.000		2.66	-	-		0.080			
8.400	0.000	0.000	0.000		0.001	-	-	0.000	0.000	0.000		0.001	-	-			0.000	0.000	0.000		3.06	-	-	0.000	0.000	0.000		3.06	-	-		0.084			
Totals:						0	0					0	0	0	0	0					0	0					0	0	0	0	0				
Number of Trades:						0						0	0					0.00									0					0			

OPAP (CR)

(Contract Size: 100 Securities, Exercise Style: American, Physical Delivery)

Exercise Price	Call Options														Put Options														Exercise Price											
	October 2023						November 2023						Other Months		October 2023						November 2023						Other Months													
	Open price	Price max	Price min	Last price	Closing price	Volume	Open Interest	Open price	Price max	Price min	Last price	Closing price	Volume	Open Interest	Volume	Open Interest	Open price	Price max	Price min	Last price	Closing price	Volume	Open Interest	Open price	Price max	Price min	Last price	Closing price		Volume	Open Interest	Volume	Open Interest							
9.200						-	-							-	-							-	-							-	-							-	-	0.092
9.600						-	-							-	-							-	-							-	-							-	-	0.096
10.000	0.000	0.000	0.000		5.87	-	-	0.000	0.000	0.000		5.89	-	-							0.001	-	-	0.000	0.000	0.000		0.001	-	-							-	-	0.100	
11.000	0.000	0.000	0.000		4.87	-	-	0.000	0.000	0.000		4.89	-	-							0.001	-	-	0.000	0.000	0.000		0.001	-	-							-	-	0.110	
12.000	0.000	0.000	0.000		3.87	-	-	0.000	0.000	0.000		3.89	-	-							0.003	-	-	0.000	0.000	0.000		0.002	-	-							-	-	0.120	
13.000	0.000	0.000	0.000		2.88	-	-	0.000	0.000	0.000		2.91	-	-							0.001	-	-	0.000	0.000	0.000		0.018	-	-							-	-	0.130	
14.000	0.000	0.000	0.000		1.88	-	-	0.000	0.000	0.000		1.99	-	-							0.002	-	-	0.000	0.000	0.000		0.092	-	-							-	-	0.140	
15.000	0.000	0.000	0.000		0.936	-	10	0.000	0.000	0.000		1.21	-	-							0.059	-	-	0.000	0.000	0.000		0.309	-	-							-	-	0.150	
16.000	0.000	0.000	0.000		0.280	-	65	0.000	0.000	0.000		0.639	-	-							0.403	-	50	0.000	0.000	0.000		0.739	-	-							-	-	0.160	
17.000	0.000	0.000	0.000		0.040	-	6	0.000	0.000	0.000		0.290	-	-							1.17	-	-	0.000	0.000	0.000		1.39	-	-							-	-	0.170	
18.000	0.000	0.000	0.000		0.003	-	-	0.000	0.000	0.000		0.112	-	-							2.14	-	-	0.000	0.000	0.000		2.22	-	-							-	-	0.180	
19.000	0.000	0.000	0.000		0.001	-	-	0.000	0.000	0.000		0.037	-	-							3.14	-	-	0.000	0.000	0.000		3.15	-	-							-	-	0.190	
20.000	0.000	0.000	0.000		0.001	-	-	0.000	0.000	0.000		0.011	-	-							4.14	-	-	0.000	0.000	0.000		4.14	-	-							-	-	0.200	
22.000	0.000	0.000	0.000		0.001	-	-	0.000	0.000	0.000		0.001	-	-							6.14	-	-	0.000	0.000	0.000		6.14	-	-							-	-	0.220	
24.000	0.000	0.000	0.000		0.001	-	-	0.000	0.000	0.000		0.001	-	-							8.14	-	-	0.000	0.000	0.000		8.14	-	-							-	-	0.240	
Totals:						0	81					0	0	0	0							0	50							0	10	0	0							
Number of Trades:						0						0		0								0.00								0		0								

OTE (CR)

(Contract Size: 100 Securities, Exercise Style: American, Physical Delivery)

Call Options														Put Options																			
October 2023							November 2023							Other Months		October 2023							November 2023							Other Months		Exercise Price	
Open price	Price max	Price min	Last price	Closing price	Volume	Open Interest	Open price	Price max	Price min	Last price	Closing price	Volume	Open Interest	Volume	Open Interest	Open price	Price max	Price min	Last price	Closing price	Volume	Open Interest	Open price	Price max	Price min	Last price	Closing price	Volume	Open Interest	Volume	Open Interest		
9.200	0.000	0.000	0.000	4.63	-	-	0.000	0.000	0.000	4.65	-	-				0.000	0.000	0.000	0.001	-	-	0.000	0.000	0.000	0.001	-	-				0.092		
9.600	0.000	0.000	0.000	4.23	-	-	0.000	0.000	0.000	4.25	-	-				0.000	0.000	0.000	0.001	-	-	0.000	0.000	0.000	0.001	-	-				0.096		
10.000	0.000	0.000	0.000	3.83	-	-	0.000	0.000	0.000	3.85	-	-				0.000	0.000	0.000	0.001	-	-	0.000	0.000	0.000	0.001	-	-				0.100		
11.000	0.000	0.000	0.000	2.83	-	-	0.000	0.000	0.000	2.85	-	-				0.000	0.000	0.000	0.001	-	-	0.000	0.000	0.000	0.005	-	-				0.110		
12.000	0.000	0.000	0.000	1.84	-	-	0.000	0.000	0.000	1.86	-	-				0.000	0.000	0.000	0.003	-	-	0.000	0.000	0.000	0.006	-	-				0.120		
13.000	0.000	0.000	0.000	0.906	-	5	0.000	0.000	0.000	0.947	-	-				0.000	0.000	0.000	0.071	-	-	0.000	0.000	0.000	0.092	-	-				0.130		
14.000	0.000	0.000	0.000	0.271	-	-	0.000	0.000	0.000	0.323	-	5				0.000	0.000	0.000	0.436	-	-	0.000	0.000	0.000	0.468	-	-				0.140		
15.000	0.000	0.000	0.000	0.042	-	55	0.000	0.000	0.000	0.064	-	-				0.000	0.000	0.000	1.21	-	-	0.000	0.000	0.000	1.22	-	-				0.150		
16.000	0.000	0.000	0.000	0.003	-	-	0.000	0.000	0.000	0.007	-	-				0.000	0.000	0.000	2.18	-	-	0.000	0.000	0.000	2.18	-	-				0.160		
17.000	0.000	0.000	0.000	0.001	-	-	0.000	0.000	0.000	0.005	-	-				0.000	0.000	0.000	3.18	-	-	0.000	0.000	0.000	3.18	-	-				0.170		
18.000	0.000	0.000	0.000	0.001	-	-	0.000	0.000	0.000	0.001	-	-				0.000	0.000	0.000	4.18	-	-	0.000	0.000	0.000	4.18	-	-				0.180		
19.000	0.000	0.000	0.000	0.001	-	-	0.000	0.000	0.000	0.001	-	-				0.000	0.000	0.000	5.18	-	-	0.000	0.000	0.000	5.18	-	-				0.190		
20.000					-	-					-	-									-	-					-	-				0.200	
22.000					-	-					-	-									-	-					-	-				0.220	
Totals:					0	60					0	5	0	5					0	0			0	0					0	0			
Number of Trades:					0						0		0						0.00									0				0	

PIRAEUS FINANCIAL HOLD (CR)

(Contract Size: 100 Securities, Exercise Style: American, Physical Delivery)

Call Options																Put Options																	
October 2023								November 2023								Other Months		October 2023					November 2023					Other Months		Exercise Price			
Exercise Price	Open price	Price max	Price min	Last price	Closing price	Volume	Open Interest	Open price	Price max	Price min	Last price	Closing price	Volume	Open Interest	Volume	Open Interest	Open price	Price max	Price min	Last price	Closing price	Volume	Open Interest	Open price	Price max	Price min	Last price	Closing price	Volume		Open Interest	Volume	Open Interest
0.950						-	-																										0.010
1.000						-	-																										0.010
1.100						-	-																										0.011
1.200						-	-																										0.012
1.300						-	-																										0.013
1.400						-	-																										0.014
1.500						-	-																										0.015
1.600						-	-																										0.016
1.700						-	-																										0.017
1.800	0.000	0.000	0.000		1.01	-	-	0.000	0.000	0.000		1.01	-	-			0.000	0.000	0.000		0.001	-	-		0.000	0.000	0.000		0.001	-	-		0.018
1.900	0.000	0.000	0.000		0.912	-	-	0.000	0.000	0.000		0.916	-	-			0.000	0.000	0.000		0.001	-	-		0.000	0.000	0.000		0.001	-	-		0.019
2.000	0.000	0.000	0.000		0.812	-	-	0.000	0.000	0.000		0.816	-	-			0.000	0.000	0.000		0.001	-	-		0.000	0.000	0.000		0.001	-	-		0.020
2.200	0.000	0.000	0.000		0.613	-	-	0.000	0.000	0.000		0.623	-	-			0.000	0.000	0.000		0.001	-	-		0.000	0.000	0.000		0.007	-	-		0.022
2.400	0.000	0.000	0.000		0.417	-	-	0.000	0.000	0.000		0.443	-	-			0.000	0.000	0.000		0.004	-	-		0.000	0.000	0.000		0.026	-	-		0.024
2.600	0.000	0.000	0.000		0.241	-	-	0.000	0.000	0.000		0.289	-	2			0.000	0.000	0.000		0.028	-	-		0.000	0.000	0.000		0.072	-	-		0.026
2.800	0.000	0.000	0.000		0.111	-	-	0.000	0.000	0.000		0.172	-	-			0.000	0.000	0.000		0.098	-	5		0.000	0.000	0.000		0.155	-	-		0.028
3.000	0.000	0.000	0.000		0.040	-	-	0.000	0.000	0.000		0.094	-	-			0.000	0.000	0.000		0.227	-	-		0.000	0.000	0.000		0.277	-	-		0.030
3.200	0.000	0.000	0.000		0.010	-	-	0.000	0.000	0.000		0.046	-	-			0.000	0.000	0.000		0.398	-	-		0.000	0.000	0.000		0.430	-	-		0.032
3.400	0.000	0.000	0.000		0.002	-	4	0.000	0.000	0.000		0.021	-	-			0.000	0.000	0.000		0.591	-	-		0.000	0.000	0.000		0.605	-	-		0.034
3.600	0.000	0.000	0.000		0.001	-	-	0.000	0.000	0.000		0.009	-	-			0.000	0.000	0.000		0.790	-	-		0.000	0.000	0.000		0.794	-	-		0.036
3.800	0.000	0.000	0.000		0.002	-	-	0.000	0.000	0.000		0.004	-	-			0.000	0.000	0.000		0.990	-	-		0.000	0.000	0.000		0.990	-	-		0.038
4.000	0.000	0.000	0.000		0.001	-	-	0.000	0.000	0.000		0.001	-	-			0.000	0.000	0.000		1.19	-	-		0.000	0.000	0.000		1.19	-	-		0.040
4.400	0.000	0.000	0.000		0.001	-	-	0.000	0.000	0.000		0.001	-	-			0.000	0.000	0.000		1.59	-	-		0.000	0.000	0.000		1.59	-	-		0.044
4.800	0.000	0.000	0.000		0.004	-	-	0.000	0.000	0.000		0.001	-	-			0.000	0.000	0.000		1.99	-	-		0.000	0.000	0.000		1.99	-	-		0.048
5.200	0.000	0.000	0.000		0.001	-	-										0.000	0.000	0.000		2.39	-	-									0.052	
Totals:						0	4						0	2	0	0						0	5						0	0	0	0	
Number of Trades:						0							0		0							0.00							0		0		

PPC (CR)

(Contract Size: 100 Securities, Exercise Style: American, Physical Delivery)

Call Options															Put Options																	
October 2023							November 2023							Other Months		October 2023					November 2023					Other Months		Exercise Price				
Open price	Price max	Price min	Last price	Closing price	Volume	Open Interest	Open price	Price max	Price min	Last price	Closing price	Volume	Open Interest	Volume	Open Interest	Open price	Price max	Price min	Last price	Closing price	Volume	Open Interest	Open price	Price max	Price min	Last price	Closing price		Volume	Open Interest	Volume	Open Interest
4.400					-	-						-	-																			0.044
4.800					-	-						-	-																			0.048
5.200					-	-						-	-																			0.052
5.600					-	-						-	-																			0.056
6.000					-	-						-	-																			0.060
6.400					-	-						-	-																			0.064
6.800					-	-						-	-																			0.068
7.200	0.000	0.000	0.000		2.31	-	-	0.000	0.000	0.000		2.32	-	-	0.000	0.000	0.000		0.001	-	-	0.000	0.000	0.000		0.005	-	-		0.072		
7.600	0.000	0.000	0.000		1.91	-	-	0.000	0.000	0.000		1.94	-	-	0.000	0.000	0.000		0.001	-	-	0.000	0.000	0.000		0.016	-	-		0.076		
8.000	0.000	0.000	0.000		1.51	-	-	0.000	0.000	0.000		1.57	-	-	0.000	0.000	0.000		0.004	-	-	0.000	0.000	0.000		0.044	-	-		0.080		
8.400	0.000	0.000	0.000		1.13	-	-	0.000	0.000	0.000		1.22	-	-	0.000	0.000	0.000		0.020	-	-	0.000	0.000	0.000		0.098	-	-		0.084		
8.800	0.000	0.000	0.000		0.778	-	5	0.000	0.000	0.000		0.913	-	-	0.000	0.000	0.000		0.067	-	112	0.288	0.288	0.288	0.288	0.288	2	15		0.088		
9.200	0.000	0.000	0.000		0.484	-	5	0.000	0.000	0.000		0.655	-	-	0.272	0.272	0.242	0.242	0.242	5	139	0.000	0.000	0.000		0.331	-	-		0.092		
9.600	0.000	0.000	0.000		0.268	-	52	0.000	0.000	0.000		0.451	-	-	0.000	0.000	0.000		0.358	-	69	0.000	0.000	0.000		0.527	-	-		0.096		
10.000	0.000	0.000	0.000		0.130	-	11	0.000	0.000	0.000		0.296	-	5	0.000	0.000	0.000		0.620	-	5	0.000	0.000	0.000		0.772	-	-		0.100		
11.000	0.000	0.000	0.000		0.012	-	64	0.000	0.000	0.000		0.083	-	-	0.000	0.000	0.000		1.51	-	10	0.000	0.000	0.000		1.56	-	-		0.110		
12.000	0.000	0.000	0.000		0.001	-	-	0.000	0.000	0.000		0.019	-	-	0.000	0.000	0.000		2.50	-	-	0.000	0.000	0.000		2.51	-	-		0.120		
13.000	0.000	0.000	0.000		0.001	-	-	0.000	0.000	0.000		0.003	-	-	0.000	0.000	0.000		3.50	-	-	0.000	0.000	0.000		3.50	-	-		0.130		
14.000	0.000	0.000	0.000		0.001	-	-	0.000	0.000	0.000		0.001	-	-	0.000	0.000	0.000		4.50	-	-	0.000	0.000	0.000		4.50	-	-		0.140		
15.000	0.000	0.000	0.000		0.001	-	-	0.000	0.000	0.000		0.001	-	-	0.000	0.000	0.000		5.50	-	-	0.000	0.000	0.000		5.50	-	-		0.150		
16.000	0.000	0.000	0.000		0.001	-	-					-	-	0.000	0.000	0.000		6.50	-	-					-	-				0.160		
Totals:					0	137						0	5	0	0					0	335					2	40	0	0			
Number of Trades:					0							0		0						2.00					1		0					

Lending Products	Underlying Title	Multilateral Transactions[1]					Bilateral Transactions[2]		Stock Borrowing through OTC (volume)[3]
		Open Interest[5]	Volume(Offered)	Average Weighted	Transactions volume	Average Weighted	Transactions Volume	Average Weighted	Transactions Volume
ADMIEBOR	ADMIE (IPTO) HOLDING S.A. (CR)	11,500	---	---	---	---	---	289,606	
AEGNBOR	AEGEAN AIRLINES (CR)	---	---	---	---	---	---	166,937	
ALPHABOR	ALPHA SERVICES HOLD (CR)	200	---	---	---	---	---	60,645,816	
OTOELBOR	AUTOHELLAS SA (CR)	1,500	---	---	---	---	---	172,719	
AVAXBOR	AVAX S.A. (CR)	---	---	---	---	---	---	---	
EEEBOR	CC HBC AG (CR)	5,289	---	---	---	---	---	47,768	
CENERBOR	CENERGY HOLDINGS (CB)	790	---	---	---	---	---	75,866	
ELLAKTORBOR	ELLAKTOR (CR)	2,889	---	---	---	---	---	62,963	
ELHABOR	ELVALHALCOR (CR)	1,018	---	---	---	---	---	64,887	
EUROBBOR	EUROBANK HOLDINGS (CR)	16,000	---	---	---	---	---	34,120,608	
EYDAPBOR	EYDAP S.A. (CR)	845	---	---	---	---	---	229,724	
FFGRPBOR	FOLLI FOLLIE (CR)	---	---	---	---	---	---	886,279	
FOYRKBOR	FOURLIS (CR)	230	---	---	---	---	---	11,123	
GEKTERNABOR	GEK TERNA (CR)	---	---	---	---	---	---	4,698	
SARBOR	GR. SARANTIS S.A. (CR)	1,947	---	---	---	---	---	71,356	
EXAEBOR	HELLENIC EXCHANGES-A.S.E. (CR)	4,200	---	---	---	---	---	206,432	
ELPEBOR	HELLENIQ ENERGY (CR)	---	---	---	---	---	---	308,546	
INTRKBOR	INTRACOM HOLDINGS (CR)	---	---	---	---	---	---	---	
INKATBOR	INTRAKAT (CR)	---	---	---	---	---	---	---	
BELABOR	JUMBO SA (CR)	6,505	---	---	---	---	---	196,329	
LAMDABOR	LAMDA DEVELOPMENT SA (CR)	400	---	---	---	---	---	562,454	
MIGBOR	MIG (CR)	1,586	---	---	---	---	---	40,179	
MOHBOR	MOTOR OIL (CR)	19,981	---	---	---	---	---	478,463	
MYTILBOR	MYTILINEOS (CR)	2,351	---	---	---	---	---	130,633	
ETEBOR	NATIONAL BANK (CR)	541	---	---	---	---	---	10,315,585	
OPAPBOR	OPAP (CR)	2,600	---	---	---	---	---	1,561,030	
HTOBOR	OTE (CR)	1,000	---	---	---	---	---	1,803,393	
PPABOR	P.P.A. S.A. (CR)	---	---	---	---	---	---	66,287	
TPEIRBOR	PIRAEUS FINANCIAL HOLD (CR)	5,000	---	---	---	---	---	1,379,230	
PPCBOR	PPC (CR)	8,200	---	---	346	4.88%	---	1,279,023	
QUALBOR	QUALITY & RELIABILITY SA (CR)	---	---	---	---	---	---	---	

Stock Lending Notes

[1] - Multilateral contracts Lending or Borrowing as per Methods 8-1, 8-2 and 8-3-3 (According to ATHEX BoD Resolution No.17)

[2] - Bilateral Contracts Lending or Borrowing as per Methods 8-3-1 and 8-3-2 (According to ATHEX BoD Resolution No.20)

[3] - The information concerning OTC Stock Borrowing Transactions is based on the statements of the Dematerialised Securities System (DSS) operators involved and refers to volumes that have been registered up until the previous working day.

[4] - Average Price (Volume weighted)

[5] - The Data concerning Open Interest before the start of trading session

Lending Products	Underlying Title	Open Interest[5]	Multilateral Transactions[1]				Bilateral Transactions[2]		Stock Borrowing through OTC (volume)[3]	
			Volume(Offered)	Average Weighted	Transactions volume	Average Weighted	Transactions Volume	Average Weighted	Transactions Volume	
QUESTBOR	QUEST HOLDINGS (CR)	359	---	---	---	---	---	---	46,564	
TENERGYBOR	TERNA ENERGY (CR)	---	---	---	---	---	---	---	262,546	
TITCBOR	TITAN CEMENT (CB)	3,080	---	---	---	---	---	---	295,423	
VIOBOR	VIOHALCO SA/NV (CB)	744	---	---	---	---	---	---	---	

Stock Lending Notes

[1] - Multilateral contracts Lending or Borrowing as per Methods 8-1, 8-2 and 8-3-3 (According to ATHEX BoD Resolution No.17)

[2] - Bilateral Contracts Lending or Borrowing as per Methods 8-3-1 and 8-3-2 (According to ATHEX BoD Resolution No.20)

[3] - The information concerning OTC Stock Borrowing Transactions is based on the statements of the Dematerialised Securities System (DSS) operators involved and refers to volumes that have been registered up until the previous working day.

[4] - Average Price (Volume weighted)

[5] - The Data concerning Open Interest before the start of trading session

Sectors codification for listed companies

12003-	ETF	10101010	Computer Services
10101015	Software	10102030	Computer Hardware
15101010	Telecommunications Equipment	15102015	Telecommunications Services
20101010	Health Care Facilities	20101025	Health Care Services
20102010	Medical Equipment	20103015	Pharmaceuticals
30101010	Banks	30202000	Diversified Financial Services
30202010	Asset Managers & Custodians	30202015	Investment Services
30204000	Closed End Investments	30302010	Full Line Insurance
30302015	Insurance Brokers	30302025	Property and Casualty Insurance
35101010	Real Estate Holding and Development	35101015	Real Estate Services
35102000	Diversified REITs	35102030	Office REITs
40201040	Rental & Leasing Services: Consumer	40202010	Home Construction
40202015	Household Furnishings	40202020	Household Appliance
40203040	Electronic Entertainment	40204020	Clothing & Accessories
40301010	Entertainment	40301030	Publishing
40301035	Radio & TV Broadcasters	40401010	Diversified Retailers
40401020	Apparel Retailers	40401025	Home Improvement Retailers
40401030	Specialty Retailers	40501010	Airlines
40501015	Travel & Tourism	40501020	Casinos & Gambling
40501025	Hotels & Motels	45101015	Distillers & Vintners
45101020	Soft Drinks	45102010	Farming Fishing Ranching & Plantations
45102020	Food Products	45103010	Tobacco
45201010	Food Retailers & Wholesalers	45201020	Personal Products
50101010	Construction	50101020	Building Roof/Wallboard and Plumbing
50101030	Cement	50101035	Building Materials: Other
50202010	Electrical Components	50203000	Diversified Industrials
50203015	Plastics	50203030	Containers & Packaging
50204000	Machinery: Industrial	50204020	Machinery: Construction & Handling
50205010	Industrial Suppliers	50205020	Back Office Support HR & Consulting
50205030	Forms & Bulk Printing Services	50206015	Commercial Vehicles & Parts
50206030	Marine Transportation	50206060	Transportation Services
55101000	Diversified Materials	55101020	Textile Products
55102000	General Mining	55102010	Iron & Steel
55102015	Metal Fabricating	55102035	Aluminum
60101020	Oil Refining and Marketing	65101010	Alternative Electricity
65101015	Conventional Electricity	65102030	Water



ATHEX
Athens Stock Exchange

Λεωφ. Αθηνών 110 104 42 Αθήνα
110, Athinon Ave. GR 104 42 Athens
tel. (+30)210-33.66.800, fax (+30)210-33.66.101
www.athexgroup.gr