


23

Ημερήσιο Δελτίο
Συναλλακτικής Δραστηριότητας

Daily Official List
of Trading Activity

Friday, 29 September, 2023
Year: 144 Trading Day No: 186



ATHEXGROUP
Athens Exchange Group

Disclaimer:

Hellenic Exchanges-Athens Stock Exchange S.A endeavours to ensure that the data and other material ("Information") presented on the Daily Official List are accurate and complete, but it is not liable for any errors or omissions of data or /and for the accuracy, credibility, updating and completeness of the aforesaid information nor it has any liability arising directly or indirectly from the use of the above Information.

The Company is not liable for the accuracy of the data included in listed companies' announcements. Only the sender of such an announcement is fully and solely liable for any infringement of third party's rights from the content of such announcement. All contents of the Daily Official List are provided only for information purposes and do not constitute investment advice or solicitation to invest in securities or other products listed for trading on the Exchange.

You acknowledge and agree that the Company is the owner of any property rights related to any Information appearing on the Daily Official List including intellectual property rights copyright, trademarks, etc.

The above data are a property of the Hellenic Exchanges-Athens Exchange and are copyright protected. Users are forbidden to reproduce, modify, copy, sale, transmit or redistribute, by all reproduction means and methods, part or the whole of the above data, without reference to their source.

The commercial exploitation of these data is, also, forbidden by third parties. Hellenic Exchanges-Athens Exchange does not carry any responsibility, direct or indirect, derived from usage or accidental alteration of the above data when used by third parties.

Hellenic Exchanges – Athens Stock Exchange S.A.

110 Athinon Ave., 10442 Athens, Tel: (210) 33.66.800, Fax: (210) 32.13.938

www.athexgroup.gr

Thessalonica Stock Exchange Center (T.S.E.C)

16-18 Katouni Str., Thessalonica 546 25 Tel: (2310) 567.667, Fax: (2310) 530.545

Athex Members Guarantee Fund

14-16 Fidiou Str., Athens 106 78, Tel: (210) 33.04.682, Fax: (210) 33.04.155

Hellenic Republic Capital Market Commission

1 Kolokotroni Str. & 1 Stadiou Str., Athens 10562 Tel: (210) 33.77.100 Fax: (210) 33.77.173

Table of Contents

Section 1: Statistical Figures of Securities, Derivatives and Lending

Summary of Markets

Athex Indices

Analytic Figures for Athex Market's Boards and Categories

Trading Details by Athex Sectors and Financial Instruments (ETFs)

Top 10 best & worst performing Shares

Derivatives Summary

Section 2: Analytic Figures of Shares Transactions

Analytic Figures of Shares Transactions

Shares' Notes

Section 3: Figures of Securities Transactions

Securities Blocks Details

Shares Rights Details

Stock Borrowing

Forced Sales Details

Forced Sales Registered Shares

Exchange Traded Funds (ETFs) Characteristics

Section 5: Bonds traded in Fixed Income Assets Market

Convertible Corporate Bonds - Regulated Market

Non Convertible Corporate Bonds - Regulated Market

Government Bonds

Treasury Bills & Zero Coupon Government Bonds

Government Bonds Traded with the Open Outcry Method

State Banks Bonds

Section 6: Additional Infos

Athex & ATHEXClear Members List

List of Stocks under Market Making operations

Section 7: Derivatives Market Analytic Figures

Index Futures

Stock Futures

Index Options

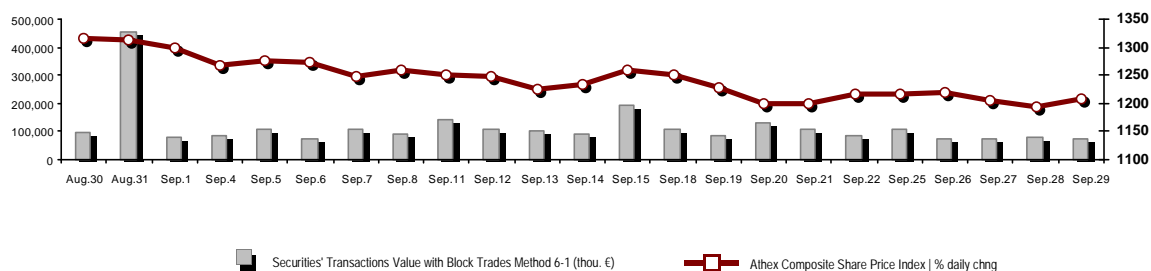
Stock Options

Stock Lending Analytic Figures

Appendix A: Sectors codification for listed companies

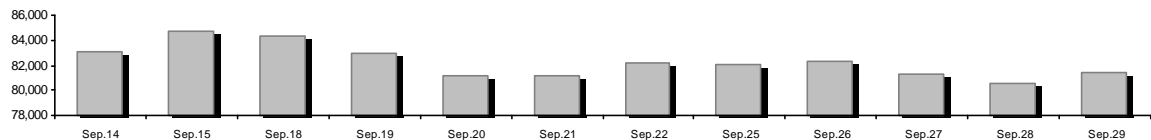
Summary of Markets

Athex Composite Share Price Index vs Shares and Derivatives Transactions Value

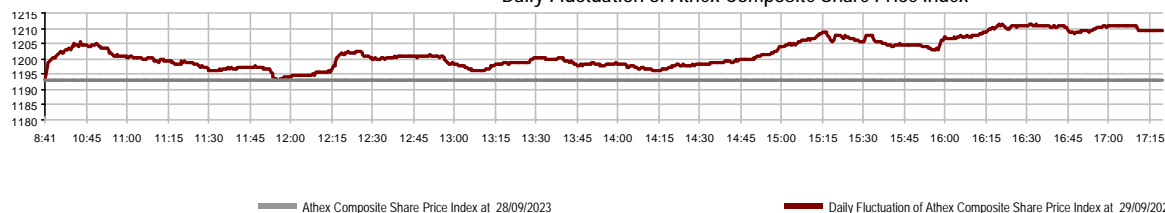


Athex Capitalisation (mill. €) **:	81,489.51		Derivatives Total Open Interest	394,368
Daily change: mill. € %	987.97	1.23%	in Index Futures % daily chng	3,958 -4.65%
Yearly Avg Capitalisation: mill. € % chng prev year Avg	79,373.23	25.87%	in Stock Futures % daily chng	388,246 -1.21%
Athex Composite Share Price Index % daily chng	1,209.34	1.34%	in Index Options % daily chng	1,425 1.86%
Athex Composite Share Price Index Capitalisation (mill. €)	74,529.68		in Stock Options % daily chng	739 0.00%
Daily change (mill. €)	1,001.52			
Securities' Transactions Value with Block Trades Method 6-1 (t	72,889.80		Derivatives Contracts Volume:	23,248
Daily change: %	-4,365.01	-5.65%	Daily change: pieces %	-24,850 -51.67%
YtD Avg Trans. Value: thou. € % chng prev year Avg	105,348.00	45.81%	YtD Avg Derivatives Contracts % chng prev year Avg	46,373 35.00%
Blocks Transactions Value of Method 6-1 (thou. €)	991.57		Derivatives Trades Number:	1,605
Blocks Transactions Value of Method 6-2 & 6-3 (thou. €)	32.67		Daily change: number %	-1,118 -41.06%
Bonds Transactions Value (thou.€)	826.09		YtD Avg Trades number % chng prev year Avg	2,399 16.79%
Securities' Transactions Volume with Block Trades Method 6-1 (tho	18,288.16		Lending Total Open Interest	92,918
Daily change: thou. pieces %	-2,292.38	-11.14%	Daily change: pieces %	976 1.06%
YtD Avg Volume: % chng prev year Avg	34,256.60	20.83%	Lending Volume (Multilateral/Bilateral)	5,837
Blocks Transactions Volume of Method 6-1 (thou. Pieces)	46.17		Daily change: pieces %	4,787
Blocks Transactions Volume of Method 6-2 & 6-3 (thou. Pieces)	7.45		Multilateral Lending	5,837
Bonds Transactions Volume	868,000		Bilateral Lending	0
Securities' Trades Number with Block Trades Method 6-1	31,848		Lending Trades Number:	28
Daily change: number %	-3,284	-9.35%	Daily change: %	27
YtD Avg Trades number % chng prev year Avg	36,429	23.84%	Multilateral Lending Trades Number	28
Number of Blocks Method 6-1	3		Bilateral Lending Trades Number	0
Number of Blocks Method 6-2 & 6-3	3			
Number of Bonds Transactions	185			

Athex Capitalisation (mill. €) **



Daily Fluctuation of Athex Composite Share Price Index



Athex Indices

Index name	29/09/2023	28/09/2023	pts.	%	Min	Max	Year min	Year max	Year change
Athex Composite Share Price Index	1,209.34 #	1,193.32	16.02	1.34%	1,193.25	1,211.47	929.79	1,351.68	30.07% #
Athex ESG Index	1,378.35 #	1,360.22	18.13	1.33%	1,359.17	1,382.75	1,057.52	1,541.00	30.32% #
FTSE/Athex Large Cap	2,933.29 #	2,893.56	39.73	1.37%	2,891.18	2,943.64	2,250.77	3,280.71	30.28% #
FTSE/Athex Mid Cap Index	1,985.63 #	1,947.27	38.36	1.97%	1,947.27	1,986.02	1,411.43	2,224.46	40.68% #
FTSE/ATHEX High Dividend Yield Index	3,672.57 #	3,619.73	52.84	1.46%	3,612.80	3,672.57	3,028.28	4,088.01	21.28% #
FTSE/ATHEX Global Traders Index Plus	3,702.14 #	3,622.62	79.52	2.20%	3,622.62	3,703.13	2,616.09	4,115.43	41.51% #
FTSE/ATHEX Mid & Small Cap Factor-Weighted Ind	5,307.51 €	5,319.39	-11.88	-0.22%	5,261.48	5,323.57	4,353.12	5,946.34	20.75% #
ATHEX Select Index Plus	4,175.03 #	4,106.54	68.49	1.67%	4,106.54	4,175.03	3,071.06	4,762.60	35.95% #
ATHEX Select Index	6,055.18 #	5,983.43	71.75	1.20%	5,971.55	6,064.60	4,343.88	7,125.71	39.40% #
FTSE/Athex Market Index	700.27 #	690.54	9.73	1.41%	690.54	702.43	539.21	780.89	29.84% #
Athex Composite Index Total Return Index	2,186.28 #	2,157.31	28.97	1.34%	2,157.18	2,190.13	1,641.17	2,440.14	33.21% #
FTSE/Athex Large Cap Total Return	4,803.99 #	4,738.92	65.07	1.37%			3,623.42	5,338.50	33.41% #
FTSE/Athex Mid Cap Total Return	2,663.55 #	2,612.09	51.46	1.97%			1,881.61	2,956.50	43.38% #
Hellenic Mid & Small Cap Index	1,787.91 #	1,766.83	21.08	1.19%	1,764.46	1,787.91	1,365.14	2,011.62	30.97% #
FTSE/Athex Banks	918.16 #	913.35	4.81	0.53%	908.52	927.72	640.09	1,117.78	43.34% #
FTSE/Athex Financial Services	1,183.47 #	1,150.12	33.35	2.90%	1,150.12	1,183.47	672.72	1,514.55	72.67% #
FTSE/Athex Industrial Goods & Services	7,876.93 #	7,693.37	183.56	2.39%	7,644.50	7,918.60	4,603.86	8,651.06	69.82% #
FTSE/Athex Retail	1,200.73 #	1,188.91	11.82	0.99%	1,185.10	1,207.05	901.21	1,375.58	33.24% #
FTSE/ATHEX Real Estate	4,119.23 #	4,025.35	93.88	2.33%	4,012.89	4,142.30	3,750.22	4,816.41	1.13% #
FTSE/Athex Consumer Goods & Services	14,509.88 #	14,096.51	413.37	2.93%	14,035.20	14,560.90	8,974.47	16,184.74	58.44% #
FTSE/Athex Food & Beverage	9,811.40 #	9,653.00	158.40	1.64%	9,653.00	9,825.31	8,101.49	11,188.59	15.89% #
FTSE/Athex Basic Resources	7,992.90 #	7,929.60	63.30	0.80%	7,835.81	8,003.72	6,463.31	10,590.89	23.17% #
FTSE/Athex Construction & Materials	4,376.99 #	4,315.67	61.32	1.42%	4,297.46	4,399.94	3,204.90	4,808.27	36.57% #
FTSE/Athex Energy	5,371.33 #	5,343.26	28.07	0.53%	5,276.53	5,415.95	4,780.16	5,856.79	6.79% #
FTSE/Athex Travel & Leisure	2,852.19 #	2,787.15	65.04	2.33%	2,787.15	2,886.55	2,196.17	3,051.18	28.64% #
FTSE/Athex Technology	2,782.86 #	2,719.00	63.86	2.35%	2,719.00	2,782.86	2,047.81	3,153.87	35.47% #
FTSE/Athex Telecommunications	3,860.92 #	3,795.89	65.03	1.71%	3,795.89	3,872.90	3,511.53	4,415.99	-5.18% €
FTSE/Athex Utilities	5,181.96 #	5,166.62	15.34	0.30%	5,121.78	5,230.02	4,598.77	6,190.27	12.68% #
FTSE/Athex Health Care	436.91 #	435.61	1.30	0.30%	431.35	436.91	387.42	504.88	4.30% #
FTSE/Athex Personal Products	7,306.31 €	7,311.64	-5.33	-0.07%	7,256.76	7,476.89	6,441.87	8,386.11	10.60% #
Athex All Share Index	284.97 #	281.61	3.36	1.19%	284.97	284.97	231.11	314.56	23.77% #
MSCI GREECE REBASED	4,655.42 #	4,592.22	63.20	1.38%	4,578.17	4,681.33	4,125.04	5,209.29	--- -
Hellenic Corporate Bond Index	125.24 €	125.34	-0.11	-0.09%			118.78	125.48	5.25% #
Hellenic Corporate Bond Price Index	88.33 €	88.41	-0.09	-0.10%			85.96	88.73	2.44% #

Note 1: FTSE/Med 100, Hellenic Corporate Bond Price Index and Hellenic Corporate Bond Index closing prices refer to the previous trading day of 27/09/2023.

Note 2: The Hellenic Mid & Small Cap Index is a Customized index calculated by the Athens Exchange.

Analytic Figures for Athex Market's Boards and Categories

	Total Traded Securities	Main Market	Surveillance	Exchange Traded Funds (ETFs)
Totals	115	108	6	1
Gain / Lose / Same:	67 / 28 / 20	65 / 25 / 18	1 / 3 / 2	1 / 0 / 0
Athex Capitalisation (mill. €) **	81,489.51	81,096.87	392.64	
Daily Average Trans/ons Value(thou.€)	105,348.00	105,099.39	246.83	48.55
Transactions Value	72,922.47	72,545.21	201.41	175.84
Main Board:	71,898.23	71,520.97	201.41	175.84
Blocks Board 6_2_3:	1,024.24	1,024.24	0.00	0.00
Forced Sales Board:	0.00	0.00	0.00	0.00
Special Terms Board:	0.00	0.00	0.00	0.00
Daily Average Transactions Volume	34,256,602	33,302,611	958,222	1,694
Transactions Volume	18,295,607	17,761,247	528,339	6,021
Main Board:	18,241,991	17,707,631	528,339	6,021
Blocks Board 6_2_3:	53,616	53,616	0	0
Forced Sales Board:	0	0	0	0
Special Terms Board:	0	0	0	0
Daily Average Number of Trades	36,429	36,217	209	3
Number of Trades	31,851	31,765	82	4
Main Board:	31,845	31,759	82	4
Blocks Board 6_2_3:	6	6	0	0
Forced Sales Board:	0	0	0	0
Special Terms Board:	0	0	0	0

Trading Details by Athex Sectors and Financial Instruments (ETFs)

Code	Sectors	Gain / Lose / Same	Number of Trades	Transactions Volume	Transactions Value	% of Total Trans. Value
3010	- Banks	5 / 0 / 1	9,778	12,915,969	24,256,168.60	33.26%
5510	- Basic Resources	4 / 6 / 2	1,541	429,084	1,151,316.19	1.58%
5010	- Construction & Materials	6 / 4 / 3	2,785	702,211	3,894,230.83	5.34%
4020	- Consumer Products & Services	2 / 1 / 3	281	53,843	286,199.67	0.39%
6010	- Energy	3 / 1 / 0	1,299	167,073	2,857,340.20	3.92%
12000	- Financial Instruments	1 / 0 / 0	4	6,021	175,842.01	0.24%
3020	- Financial Services	4 / 1 / 0	360	55,266	272,204.38	0.37%
4510	- Food Beverage & Tobacco	3 / 2 / 1	191	24,572	378,362.34	0.52%
2010	- Health Care	2 / 1 / 0	120	81,437	70,760.81	0.10%
5020	- Industrial Goods & Services	13 / 2 / 1	2,655	552,965	7,971,636.45	10.93%
3030	- Insurance	1 / 0 / 0	76	11,477	46,077.31	0.06%
4030	- Media	0 / 1 / 1	6	2,411	981.04	0.00%
4520	- Personal Care, Drug & Grocery Stores	1 / 1 / 1	248	49,338	294,241.60	0.40%
3510	- Real Estate	5 / 1 / 2	1,330	282,825	1,368,512.60	1.88%
4040	- Retail	4 / 0 / 1	1,716	372,791	7,999,200.13	10.97%
1010	- Technology	5 / 3 / 2	1,252	375,205	1,570,502.76	2.15%
1510	- Telecommunications	1 / 1 / 0	1,087	267,073	3,603,557.14	4.94%
4050	- Travel & Leisure	4 / 2 / 1	3,638	1,096,314	10,032,784.41	13.76%
6510	- Utilities	3 / 1 / 1	3,484	849,732	6,692,546.77	9.18%

Top 10 best & worst performing Shares

Main Market

With positive Price change	Closing price	change	With negative Price change	Closing price	change
ENTERSOFT (CR)	5.7	7.55% #	ELASTRON (CR)	2.35	-10.31% Ⓔ
UNIBIOS (CR)	1.05	7.36% #	SPACE HELLAS SA (CR)	6.5	-7.67% Ⓔ
IDEAL HOLDINGS (CR)	5.42	6.27% #	QUALITY & RELIABILITY SA (CR)	0.64	-5.60% Ⓔ
MPLK KEDROS (CR)	2.75	4.96% #	TPA SA (CR)	23.4	-2.50% Ⓔ
ELVALHALCOR (CR)	1.83	4.21% #	INTERWOOD-XYLEMPORIA (CR)	0.331	-2.36% Ⓔ
VARVERIS - MODA BAGNO SA (CR)	0.895	4.07% #	KARELIA (CR)	338	-1.74% Ⓔ
TITAN CEMENT (CB)	17.7	3.87% #	IKTINOS HELLAS SA (CR)	0.4895	-1.41% Ⓔ
AVAX S.A. (CR)	1.35	3.85% #	EYDAP S.A. (CR)	5.62	-1.06% Ⓔ
EUROCONSULTANTS S.A. (CR)	1.055	3.43% #	BIOKARPET S.A.(CR)	2.21	-0.45% Ⓔ
JUMBO SA (CR)	26	3.26% #	ALUMIL (CR)	2.41	-0.41% Ⓔ
With the highest Transactions Value	Value (thou. €)	change	With the highest Transactions Volume	Volume	change
ALPHA SERVICES HOLD (CR)	7,854.02	0.68% #	ALPHA SERVICES HOLD (CR)	6,223,183	0.68% #
JUMBO SA (CR)	7,781.56	3.26% #	EUROBANK HOLDINGS (CR)	3,451,817	0.21% #
OPAP (CR)	7,531.67	2.26% #	PIRAEUS FINANCIAL HOLD (CR)	2,345,935	1.44% #
PIRAEUS FINANCIAL HOLD (CR)	6,580.70	1.44% #	NATIONAL BANK (CR)	894,057	0.19% #
MYTILINEOS (CR)	6,483.35	2.59% #	OPAP (CR)	476,259	2.26% #
EUROBANK HOLDINGS (CR)	5,016.84	0.21% #	JUMBO SA (CR)	301,946	3.26% #
NATIONAL BANK (CR)	4,789.84	0.19% #	ADMIE (IPTO) HOLDING S.A. (CR)	290,555	1.65% #
OTE (CR)	3,530.82	1.77% #	PPC (CR)	269,307	0.00% -
TERNA ENERGY (CR)	3,078.79	1.03% #	OTE (CR)	256,207	1.77% #
PPC (CR)	2,559.63	0.00% -	AEGEAN AIRLINES (CR)	221,238	2.94% #

Note: Stocks that are not included in the "Under Supervision" category, and the transactions value is more than 10,000 €.

Derivatives Summary

	Number of Trades	Volume	Open Interest
Index Futures	287	1,366	3,958
FTSE/Athex Banks	3	105	1,433
FTSE/Athex Large Cap	284	1,261	2,420
MSCI GREECE REBASED	0	0	105
Stock Futures	1,316	21,871	388,246
ADMIE (IPTO) HOLDING S.A. (CR)	16	334	18,916
AEGEAN AIRLINES (CR)	107	297	5,055
ALPHA SERVICES HOLD (CR)	252	9,949	156,206
AUTOHELLAS SA (CR)	1	4	96
AVAX S.A. (CR)	0	0	1,199
CC HBC AG (CR)	9	27	549
CENERGY HOLDINGS (CB)	2	4	5,148
ELLAKTOR (CR)	1	5	504
ELVALHALCOR (CR)	14	66	1,660
EUROBANK HOLDINGS (CR)	108	2,902	33,732
EYDAP S.A. (CR)	7	22	2,284
FOURLIS (CR)	4	17	521
GEK TERNA (CR)	8	29	6,139
HELLENIC EXCHANGES-A.S.E. (CR)	28	115	7,010
HELLENIQ ENERGY (CR)	8	22	1,498
INTRACOM HOLDINGS (CR)	4	14	4,621
INTRAKAT (CR)	5	39	5,565
JUMBO SA (CR)	18	30	495
LAMDA DEVELOPMENT SA (CR)	15	69	5,211
MIG (CR)	0	0	57
MOTOR OIL (CR)	36	288	1,194
MYTILINEOS (CR)	67	147	3,132
NATIONAL BANK (CR)	131	1,504	17,167
OPAP (CR)	16	110	2,572
OTE (CR)	23	78	7,303
P.P.A. S.A. (CR)	2	3	212
PIRAEUS FINANCIAL HOLD (CR)	252	5,097	58,299
PPC (CR)	44	218	21,032
QUEST HOLDINGS (CR)	1	1	83
TERNA ENERGY (CR)	100	300	15,236
TITAN CEMENT (CB)	2	4	635
VIOHALCO SA/NV (CB)	35	176	4,915
Index Options	2	11	1,425
FTSE/Athex Large Cap	2	11	1,425
Stock Options	0	0	739
ALPHA SERVICES HOLD (CR)	0	0	0
NATIONAL BANK (CR)	0	0	0
OPAP (CR)	0	0	141
OTE (CR)	0	0	70
PIRAEUS FINANCIAL HOLD (CR)	0	0	11
PPC (CR)	0	0	517
Total Derivatives Traded	1,605	23,248	394,368

Number of Outstanding Securities	Nominal Value	Dividends [1]			Date of Last Coupon		Note	Shares	Closing price	% change	Previous closing price/date	Open price	Price min	Price max	Last price	Avg price	Last Bid [7]	Last Ask [7]	P/E after tax	Year	Volume	Trades	Transactions Value[8]	Company Mkt Value (thou. €)	Year low	Year high	Sector[4]	
		2020	2021	2022	Dividend [2]	Right																						
2,348,908,567	0.290	---	---	---	07/04/2008	18/04/2017	---	ALPHA SERVICES HOLD (CR)	1.2585	0.68 P	1.25	28/09/2023	1.25	1.246	1.279	1.2585	1.262	43329@1.26	10000@1.27	---	---	6,223,183	3,907	7,854,020.55	2,956,101.43	1.0015	1.682	30101010
36,353,868	1.00	---	---	(0.025)	10/07/2023	21/08/2023	---	AUSTRIACARD (CB)	6	---	6	28/09/2023	6.05	6	6.15	6	6.055	757@6.00	240@6.15	---	---	4,825	43	29,217.75	218,123.21	5.2	7.7	10101010
48,624,764	0.080	0.23	0.46	0.65	24/04/2023	05/12/2022	---	AUTOHELLAS SA (CR)	13.08	-0.15 E	13.1	28/09/2023	13.1	12.86	13.12	13.08	12.984	6300@12.96	635@13.08	---	---	20,406	215	264,960.20	636,011.91	10.06	14.76	40201040
190,162,681	---	---	---	0.05	19/06/2023	07/12/2016	---	CENERGY HOLDINGS (CB)	6.57	0.46 P	6.54	28/09/2023	6.54	6.49	6.6	6.57	6.539	28@6.56	5763@6.60	---	---	100,661	355	658,242.42	1,249,368.81	3.015	7.4	50202010
372,553,049	6.70	0.64	0.71	0.78	25/05/2023	29/04/2013	---	CC HBC AG (CR)	26.14	1.63 P	25.72	28/09/2023	25.85	25.85	26.18	26.14	26.073	590@26.10	30@26.20	---	---	7,842	61	204,468.17	9,738,536.70	21.54	29.91	45101020
52,116,479,777	0.220	---	---	---	02/05/2008	20/05/2019	---	EUROBANK HOLDINGS (CR)	1.459	0.21 P	1.456	28/09/2023	1.46	1.425	1.476	1.459	1.453	6097@1.46	39944@1.47	---	---	3,451,817	1,666	5,016,838.62	5,422,343.99	1.0495	1.72	30101010
3,716,131,944	1.00	---	0.1102	0.11	29/06/2023	23/07/2019	---	FOURLIS (CR)	4.355	1.28 P	4.3	28/09/2023	4.3	4.29	4.39	4.355	4.356	1000@4.29	5010@4.38	---	---	38,588	124	168,088.96	227,034.62	3.26	5	40401010
305,635,185	2.18	0.1	0.1	0.3	28/06/2023	01/10/2003	---	HELLENIO ENERGY (CR)	7.41	-0.27 E	7.43	28/09/2023	7.6	7.37	7.6	7.41	7.424	1295@7.41	20@7.42	---	---	61,924	341	459,698.37	2,264,756.72	6.93	8.68	60101020
83,600,000	0.760	---	---	---	03/07/2007	17/07/2023	---	INTRACOM HOLDINGS (CR)	2.015	1.05 P	1.994	28/09/2023	2.04	1.986	2.04	2.015	2.002	207@2.01	7510@2.02	---	---	53,696	125	107,483.89	168,454.00	1.678	2.39	10101010
160,523,985	0.300	---	---	---	12/08/2008	30/12/2022	---	INTRAKAT (CR)	3	---	3	28/09/2023	3	2.98	3.03	3	2.998	432@3.00	38821@3.00	---	---	62,182	119	186,411.76	481,571.96	1.366	3.31	50101010
136,059,759	0.880	0.77	0.77	0.322	23/08/2023	05/03/2014	---	JUMBO SA (CR)	26	3.26 P	25.18	28/09/2023	25.16	25.08	26.12	26	25.771	2758@25.98	84@26.00	---	---	301,946	1,495	7,781,555.26	3,537,553.73	15.61	29.2	40401010
176,736,715	0.300	---	---	---	30/05/2007	27/11/2019	---	LAMDA DEVELOPMENT SA (CR)	6.12	2.86 P	5.95	28/09/2023	5.925	5.925	6.18	6.12	6.079	2@6.07	558@6.12	---	---	165,435	958	1,005,756.27	1,081,628.70	5.505	7.42	35101010
24,377,795	0.230	---	---	0.04	03/07/2023	08/06/2022	---	PROFILE SA (CR)	4.15	1.72 P	4.08	28/09/2023	4.1	4.06	4.16	4.15	4.105	300@4.13	35@4.16	---	---	26,740	122	109,773.30	101,167.85	2.575	4.96	10101010
107,222,688	0.440	---	(0.5667)	0.2	20/06/2023	16/03/2022	---	QUEST HOLDINGS (CR)	5.58	-0.36 E	5.6	28/09/2023	5.63	5.46	5.67	5.58	5.545	233@5.52	1000@5.59	---	---	32,882	174	182,317.49	598,302.60	4.655	6.73	10101010
78,325,475	---	---	---	0.6	28/06/2023	23/07/2019	---	TITAN CEMENT (CB)	17.7	3.87 P	17.04	28/09/2023	17.1	17.1	17.98	17.7	17.546	101@17.68	62@17.72	---	---	70,571	743	1,238,236.12	1,386,360.91	12.04	19.44	50101030
259,189,761	0.02	0.1	0.12	0.12	19/06/2023	26/02/2016	---	VIOHALCO SANV (CB)	5.3	0.95 P	5.25	28/09/2023	5.28	5.23	5.35	5.3	5.292	34@5.28	1430@5.30	---	---	90,152	404	477,056.51	1,373,705.73	3.995	7.13	55102015
144,321,516	0.300	---	---	0.07	19/06/2023	22/01/2020	---	AVAX S.A. (CR)	1.35	3.85 P	1.3	28/09/2023	1.31	1.308	1.358	1.35	1.335	350@1.34	1650@1.35	---	---	106,050	428	141,574.00	194,834.05	0.748	1.786	50101010
232,000,000	2.12	0.1069	0.0854	0.0682	29/08/2022	19/06/2017	---	ADMIE (IPTO) HOLDING S.A. (CR)	2.16	1.65 P	2.125	28/09/2023	2.12	2.11	2.16	2.16	2.144	4000@2.16	8966@2.16	17.22	2022	290,555	512	623,053.82	501,120.00	1.64	2.52	65101015
90,167,100	0.500	---	---	---	03/06/2019	24/05/2021	---	AEGEAN AIRLINES (CR)	10.5	2.94 P	10.2	28/09/2023	10.34	10.18	10.6	10.5	10.424	1525@10.50	174@10.52	---	---	221,238	1,276	2,306,253.66	946,754.55	5.27	13.8	40501010
103,423,291	0.570	---	---	---	01/08/2011	23/08/2023	---	GEK TERNA (CR)	13.16	-0.15 E	13.18	28/09/2023	13.3	12.92	13.3	13.16	13.121	132@13.14	1784@13.16	---	---	147,306	627	1,932,734.76	1,361,050.51	10.42	14.84	50101010
382,000,000	2.48	---	---	---	20/07/2015	12/12/2001	---	PPC (CR)	9.5	---	9.5	28/09/2023	9.5	9.4	9.625	9.5	9.504	891@9.50	2573@9.50	---	---	269,307	1,019	2,559,625.63	3,629,000.00	6.6	11.22	65101015
914,715,153	1.00	---	---	---	16/05/2008	29/08/2018	---	NATIONAL BANK (CR)	5.34	0.19 P	5.33	28/09/2023	5.33	5.33	5.428	5.34	5.357	4928@5.33	75@5.36	---	---	894,057	2,002	4,789,844.86	4,884,578.92	3.746	6.514	30101010
375,241,586	0.390	0.01	0.03	0.06	26/06/2023	14/07/2006	---	ELVALHALCOR (CR)	1.83	4.21 P	1.756	28/09/2023	1.76	1.742	1.83	1.83	1.773	4163@1.78	250@1.86	---	---	171,125	404	303,400.18	686,692.10	1.52	2.39	55102015
348,192,005	0.040	---	---	---	05/07/2011	16/07/2021	---	ELLAKTOR (CR)	2.095	---	2.095	28/09/2023	2.1	2.065	2.135	2.095	2.101	2735@2.10	900@2.10	---	---	85,944	366	180,595.47	729,462.25	1.706	2.7	50101010
60,348,000	0.420	0.07	0.1515	0.1565	14/06/2023	04/08/2021	---	HELLENIC EXCHANGES-A.S.E. (CR)	4.79	2.90 P	4.655	28/09/2023	4.655	4.655	4.79	4.79	4.723	3150@4.72	1132@4.79	---	---	46,506	259	219,651.03	289,066.92	3.09	6.13	30202015
106,500,000	0.600	---	0.28	0.02	13/09/2023	13/09/2021	---	EYDAP S.A. (CR)	5.62	-1.06 E	5.68	28/09/2023	5.64	5.5	5.78	5.62	5.584	174@5.56	500@5.64	---	---	74,950	457	418,524.98	598,530.00	5.5	7.34	65102030
110,782,980	0.750	---	0.9054	1.6299	26/06/2023	04/11/2013	---	MOTOR OIL (CR)	23.94	0.76 P	23.76	28/09/2023	23.8	23.38	24.16	23.94	23.863	906@23.86	3910@23.94	---	---	100,055	921	2,387,564.68	2,652,144.54	20.84	25.82	60101020
142,891,161	0.970	0.378	0.4341	1.24	27/06/2023	07/07/2017	---	MYTILINEOS (CR)	34.88	2.59 P	34	28/09/2023	34	33.74	35.1	34.88	34.505	1308@34.86	467@35.08	---	---	187,894	1,653	6,483,346.70	4,984,043.70	19.94	38.3	50203000
370,062,741	0.300	0.55	0.6	1	06/06/2023	19/06/2023	---	OPAP (CR)	15.86	2.26 P	15.51	28/09/2023	15.67	15.55	16.06	15.86	15.814	2353@15.85	3082@15.91	---	---	476,259	2,293	7,531,667.97	5,869,195.07	13.0232	16.9242	40501020
426,247,547	2.83	0.6879	0.8231	0.5888	05/07/2023	18/06/1998	---	OTE (CR)	13.82	1.77 P	13.58	28/09/2023	13.58	13.58	13.86	13.82	13.781	481@13.74	3147@13.82	---	---	256,207	973	3,530,824.48	5,890,741.10	12.57	15.81	15102015
1,250,367,223	0.930	---	---	---	16/05/2008	14/04/2021	---	PIRAEUS FINANCIAL HOLD (CR)	2.81	1.44 P	2.77	28/09/2023	2.8	2.722	2.84	2.81	2.805	5000@2.81	19088@2.81	---	---	2,345,935	2,169	6,580,695.82	3,513,531.90	1.43	3.596	30101010
66,850,563	0.780	0.2239	0.1493	0.1495	09/05/2023	13/06/2018	---	GR. SARANTIS S.A. (CR)	7.35	-0.14 E	7.36	28/09/2023	7.31	7.31	7.53	7.35	7.39	100@7.30	300@7.42	---	---	37,247	204	275,255.81	491,351.64	6.39	8.46	45201020
118,105,090	0.300	0.3407	0.3411	0.3798	26/06/2023	05/03/2020	---	TERNA ENERGY (CR)	14.65	1.03 P	14.5	28/09/2023	14.5	14.23	14.77	14.65	14.588	200@14.64	264@14.71	---	---	211,045	1,482	3,078,788.09	1,730,239.57	14.18	21.34	65101010

Main Market - Medium Liquidity Class

13,126,020	0.660	0.0837	0.1163	0.1158	26/07/2023	04/09/2020	---	AS COMPANY SA (CR)	2.28	0.44 P	2.27	28/09/2023	2.32	2.28	2.32	2.28	2.28	200@2.23	160@2.27	---	---	540	6	1,231.40	29,927.33	2.02	2.76	40401030
3,114,144	0.360	0.1558	0.3427	0.2304	29/05/2023	02/06/2020	---	ALPHA TRUST (CR)	6.85	0.74 P</																		

Number of Outstanding Securities	Nominal Value	Dividends [1]			Date of Last Coupon		Note	Shares	Closing price	% change	Previous closing price/date	Open price	Price min	Price max	Last price	Avg price	Last Bid [7]	Last Ask [7]	P/E after tax	Year	Volume	Trades	Transactions Value[8]	Company Mkt Value (thou. €)	Year low	Year high	Sector[4]	
		2020	2021	2022	Dividend [2]	Right																						
151,654,947	0.040	---	---	---	01/07/2008	21/02/2020	---	AVE (CR)	0.534	-0.37	€ 0.536	28/09/2023	0.536	0.534	0.536	0.534	0.534	3000@0.524	392@0.548	---	---	960	2	512.67	80,983.74	0.506	0.586	40301010
35,764,593	2.10	0.06	0.075	0.1046	02/05/2023	25/11/2019	---	BRIQ PROPERTIES (CR)	1.92	0.26	P 1.915	28/09/2023	1.915	1.91	1.925	1.92	1.918	500@1.92	2469@1.93	---	---	17,811	35	34,161.09	68,668.02	1.895	2.11	35102030
101,123,806	0.360	---	---	---	22/07/2010	28/06/2011	---	CENTRIC HOLDINGS (CR)	0.353	0.57	P 0.351	28/09/2023	0.358	0.351	0.36	0.353	0.357	40@0.352	100@0.358	---	---	20,841	18	7,449.74	35,696.70	0.263	0.457	40203040
784,500	10.00	---	0.3	---	24/05/2022	31/07/2018	---	CNL CAPITAL (CR)	6.6	0.76	P 6.55	28/09/2023	6.6	6.35	6.9	6.6	6.466	100@6.55	153@6.60	-(6)	2022	2,412	33	15,596.95	5,177.70	5	8	30202010
10,365,100	0.300	---	---	---	06/10/2005	13/02/2002	---	CPI SA (CR)	0.586	-0.68	€ 0.59	28/09/2023	0.596	0.574	0.6	0.594	0.583	1000@0.568	500@0.586	---	---	10,757	46	6,275.67	6,073.95	0.548	0.892	10102030
18,680,300	0.050	---	---	---	06/07/2022	---	---	DIMAND (CR)	11.7	---	~ 11.7	28/09/2023	11.65	11.6	11.85	11.7	11.658	250@11.65	50@11.80	---	---	17,204	74	200,557.05	218,559.51	11	14.9	35101010
54,200,000	0.075	---	0.035	0.074	18/07/2023	23/11/2021	---	EPSILON NET (CR)	9.5	1.06	P 9.4	28/09/2023	9.36	9.3	9.53	9.5	9.448	4577@9.42	417@9.55	---	---	33,509	185	316,608.51	514,900.00	6.2	12	10101015
48,003,921	0.400	---	---	---	30/08/1993	26/06/2023	---	IDEAL HOLDINGS (CR)	5.42	6.27	P 5.1	28/09/2023	5.15	5.13	5.43	5.42	5.295	500@5.40	275@5.42	---	---	122,139	240	646,779.78	260,181.25	3.38	5.72	10102030
167,868,482	0.300	---	---	---	20/08/2007	28/11/2022	---	LAVIPHARM SA (CR)	0.674	0.30	P 0.672	28/09/2023	0.67	0.668	0.674	0.674	0.671	1200@0.672	28560@0.674	---	---	74,199	33	49,755.19	113,143.36	0.366	0.78	20103015
4,740,000	0.860	---	---	---	14/03/2003	---	---	LOGISMOS S.A. (CR)	1.29	---	~ 1.29	28/09/2023	---	---	---	---	---	3000@1.04	3000@1.22	-(6)	2022	---	---	---	6,114.60	0.91	1.41	10101015
17,120,280	0.940	0.06	0.06	---	27/06/2022	26/06/2023	---	LOULIS FOOD (CR)	2.89	3.21	P 2.8	28/09/2023	2.8	2.8	2.93	2.9	2.893	24@2.81	110@2.90	---	---	1,292	12	3,738.10	49,477.61	2.38	3.7	45102020
4,419,616	1.58	---	---	0.1531	10/07/2023	04/03/2015	---	MEDICON S.A (CR)	3.28	0.31	P 3.27	28/09/2023	3.24	3.15	3.28	3.28	3.211	5@3.21	47@3.28	---	---	5,665	74	18,189.53	14,496.34	3.15	4.4	20102010
468,700	2.24	3.42	---	---	03/05/2022	21/05/2004	---	MERMEREN KOMB. A.D. PR. (GDR)	37.2	-6.53	€ 39.8	28/09/2023	41.4	36	41.4	37.2	37.368	14@36.60	3@39.80	1.24	2022	62	8	2,316.80	17,435.64	31	59	55102000
10,500,000	0.950	---	---	---	24/06/2008	21/07/2023	---	MEVACO SA (CR)	3.64	3.41	P 3.52	28/09/2023	3.52	3.52	3.64	3.64	3.521	200@3.42	115@3.64	12.07	2022	623	3	2,193.56	38,220.00	2.52	4.22	55102015
31,317,025	0.400	---	---	---	26/04/2007	10/05/2023	---	MIG (CR)	3.955	-0.13	€ 3.96	28/09/2023	3.98	3.9	3.98	3.955	3.916	170@3.91	10@3.96	---	---	2,215	24	8,673.03	123,858.83	0.987	8.4	30202000
87,127,162	0.500	---	---	---	08/06/2023	28/07/2021	---	PREMIA (CR)	1.192	0.85	P 1.182	28/09/2023	1.194	1.182	1.2	1.192	1.193	1700@1.18	4000@1.20	---	---	65,288	169	77,902.73	103,855.58	1.07	1.41	35102000
27,345,120	0.280	---	---	---	18/07/2005	26/02/2014	---	QUALITY & RELIABILITY SA (CR)	0.64	-5.60	€ 0.678	28/09/2023	0.686	0.634	0.686	0.64	0.646	500@0.630	4092@0.640	---	---	67,332	178	43,505.70	17,500.88	0.465	0.824	10101010
6,456,530	1.08	0.0804	0.12	0.1314	17/07/2023	02/08/2010	---	SPACE HELLAS SA (CR)	6.5	-7.67	€ 7.04	28/09/2023	7.06	6.5	7.06	6.5	6.694	317@6.50	40@6.70	---	---	10,866	114	72,732.66	41,967.45	5.28	10	15101010
17,190,046	0.290	---	---	---	16/11/1992	30/11/2022	---	UNIBIOS (CR)	1.05	7.36	P 0.978	28/09/2023	1.01	0.996	1.05	1.05	1.027	2500@1.01	600@1.06	---	---	29,033	71	29,830.82	18,049.55	0.588	1.31	50204000
32,413,681	0.370	---	---	---	15/07/2009	11/05/2000	---	ALUMIL (CR)	2.41	-0.41	€ 2.42	28/09/2023	2.45	2.38	2.47	2.39	2.412	6155@2.39	1300@2.40	---	---	29,694	100	71,628.37	78,116.97	1.986	4.26	55102035
3,534,269	3.44	(0.4452)	0.8907	---	22/05/2023	19/07/2022	---	ANDROMEDA SA (CR)	6.84	0.88	P 6.78	28/09/2023	6.78	6.72	6.84	6.84	6.821	150@6.70	536@6.84	---	2022	2,004	29	13,669.72	24,174.40	5.9	7.4	30204000
18,810,000	0.400	---	---	---	08/07/2010	14/11/2007	---	VARVERIS - MODA BAGNO SA (CR)	0.895	4.07	P 0.86	28/09/2023	0.895	0.89	0.93	0.895	0.905	140@0.895	1144@0.925	---	---	22,180	37	20,081.31	16,834.95	0.6	0.93	40401025
23,986,500	1.04	---	---	---	26/06/2009	28/08/2023	---	BIOKARPET S.A.(CR)	2.21	-0.45	€ 2.22	28/09/2023	2.15	2.11	2.21	2.21	2.146	100@2.17	400@2.18	---	---	15,475	98	33,214.11	53,010.17	1.5	3.47	50101035
6,325,000	0.600	---	0.19	0.153	03/07/2023	17/02/2014	---	VOYATZOGLOU (CR)	2.44	0.83	P 2.42	28/09/2023	2.42	2.38	2.44	2.44	2.419	30@2.32	355@2.44	---	---	113	8	273.32	15,433.00	1.97	2.8	50205010
24,060,000	0.300	0.035	0.055	0.075	25/04/2023	01/07/2019	---	GEN. COMMERCIAL & IND.SA (CR)	1.57	0.64	P 1.56	28/09/2023	1.57	1.52	1.57	1.57	1.544	190@1.54	476@1.57	9.71	2022	1,607	12	2,480.44	37,774.20	1.175	2.11	50205010
15,878,748	0.480	---	---	---	10/07/2006	22/03/2004	---	DOMIKI KRITIS SA (CR)	3.28	1.55	P 3.23	28/09/2023	3.15	3.15	3.28	3.28	3.213	10@3.19	849@3.28	---	---	12,025	65	38,631.05	52,082.29	0.71	3.52	50101010
34,720,000	0.310	---	---	---	16/06/2010	01/08/2007	---	DROMEAS SA (CR)	0.357	1.13	P 0.353	28/09/2023	0.353	0.353	0.357	0.357	0.354	2901@0.336	132@0.357	---	---	214	4	75.80	12,395.04	0.3	0.45	40202015
13,673,200	0.880	---	---	---	18/07/2008	26/07/2001	---	EVROFARMA SA (CR)	0.955	-4.50	€ 1	28/09/2023	0.9	0.9	0.975	0.955	0.922	100@0.950	20@0.955	---	---	435	11	400.87	13,057.91	0.684	1.19	45102020
11,250,000	0.520	---	0.0405	0.08	07/08/2023	09/11/2015	---	EKTER SA (CR)	2.29	2.69	P 2.23	28/09/2023	2.24	2.24	2.3	2.29	2.264	2@2.28	432@2.30	---	---	25,650	108	58,076.74	25,762.50	1.33	3.34	50101010
18,410,839	1.00	0.027	0.262	0.202	23/08/2023	10/09/2010	---	ELASTRON (CR)	2.35	-10.31	€ 2.62	28/09/2023	2.51	2.29	2.51	2.35	2.344	100@2.33	200@2.36	---	---	120,126	555	281,546.29	43,265.47	2.21	3.82	55102010
60,295,607	0.240	---	---	---	09/07/2007	01/07/2021	---	ELGEKA SA (CR)	0.566	---	~ 0.566	28/09/2023	0.566	0.566	0.566	0.566	0.56652995@0.566	670@0.578	---	---	4,101	4	2,321.17	34,127.31	0.38	0.6	45201010	
23,828,130	0.500	---	0.0737	---	18/07/2022	17/02/2009	---	ELINOIL S.A. (CR)	2.19	0.92	P 2.17	28/09/2023	2.11	2.1	2.19	2.19	2.125	210@2.12	75@2.19	---	---	1,354	16	2,877.42	52,183.60	1.82	2.83	60101020
19,864,886	5.60	0.672	0.672	0.672	20/04/2023	02/07/2008	---	BANK OF GREECE (CR)	15.95	---	~ 15.95	28/09/2023	16.35	15.9	16.35	15.95	16.013	280@15.90	100@16.05	---	---	776	26	12,425.95	316,844.93	15.55	18	30101010
26,730,187	0.520	0.08	0.1	0.12	29/06/2023	01/08/2017	---	ELTON SA (CR)	2	0.25	P 1.995	28/09/2023	2.04	1.97	2.04	2	1.993	222@1.98	4348@2.00	---	---	8,006	49	15,954.13	53,460.37	1.925	2.92	50205010
30,000,000	0.050	0.06	0.09	0.1	09/06/2023	11/06/2020	---	ENTERSOFT (CR)	5.7	7.55	P 5.3	28/09/2023	5.5	5.4	5.7	5.7	5.544	700@5.62	1207@5.70	---	---	23,145	135	128,308.84	171,000.00	3.61	6.36	10101015
36,300,000	1.12	0.223	0.2186	---	14/09/2022	12/12/2007	---	THESSALONIKA WATER & SEWERAGE	3.25	0.93	P 3.22	28/09/2023	3.22	3.16	3.3	3.3	3.24	50@3.21	350@3.26	---	---	3,875	14	12,554.25	117,975.00	3.16	3.92	65102030

Number of Outstanding Securities	Nominal Value	Dividends [1]			Date of Last Coupon		Note	Shares	Closing price	% change	Previous closing price/date	Open price	Price min	Price max	Last price	Avg price	Last Bid [7]	Last Ask [7]	P/E after tax	Year	Volume	Trades	Transactions Value[8]	Company Mkt Value (thou. €)	Year low	Year high	Sector[4]			
		2020	2021	2022	Dividend [2]	Right																								
8,226,132	0.450	---	---	0.02	17/07/2023	13/10/2014	---	ILYDA S.A. (CR)	1.29	---	1.29	28/09/2023	1.295	1.285	1.295	1.29	1.288	1500@1.27	180@1.29	8.26	2022	180	4	231.83	10,611.71	1.055	1.92	10101015		
2,566,836	0.440	---	0.016	0.016	03/07/2023	09/01/2007	---	INTERWOOD-XYLEMPORIA (PR)	0.336	---	0.336	28/09/2023	---	---	---	---	1000@0.304	700@0.368	---	---	---	---	---	---	12,442.97	0.192	0.5	50101020		
34,986,430	0.440	---	---	---	25/07/2008	23/02/2010	---	INTERWOOD-XYLEMPORIA (CR)	0.331	-2.36	€	0.339	28/09/2023	0.342	0.324	0.344	0.331	0.337	1790@0.324	300@0.329	---	---	40,012	36	13,485.89	12,442.97	0.1975	0.49	50101020	
18,567,912	0.590	0.12	0.24	---	05/07/2023	26/01/2021	---	INTERLIFE G.C.I.(CR)	4.08	0.49	P	4.06	28/09/2023	4.05	4	4.08	4.08	4.015	366@4.00	221@4.08	---	2022	11,477	76	46,077.31	75,757.08	3.47	4.95	30302025	
8,424,900	0.500	---	---	---	12/07/2010	04/07/2019	---	INTERTECH SA (CR)	1.37	7.45	P	1.275	28/09/2023	1.37	1.37	1.37	1.37	1.37	275@1.26	995@1.34	23.65	2022	10	1	13.70	11,542.11	0.92	1.72	50205010	
19,804,134	0.150	---	---	---	01/07/2004	06/11/2017	---	KEKROPS SA (CR)	1.1	0.92	P	1.09	28/09/2023	1.08	1.08	1.1	1.1	1.095	73@1.08	539@1.10	2.09	2022	479	4	524.32	21,784.55	0.903	1.4	35101010	
40,219,218	0.260	---	---	---	29/08/2022	10/06/2019	---	KLOUKINAS - LAPPAS SA (CR)	1.065	1.43	P	1.05	28/09/2023	1.065	1.025	1.065	1.065	1.039	200@1.04	610@1.06	---	---	7,006	26	7,278.16	42,833.47	0.5	1.265	50101010	
11,510,102	0.890	---	---	---	24/06/2005	06/10/1999	---	NAFPAKTOS TEXTILE (CR)	1.01	-9.01	€	1.11	28/09/2023	1.1	1.01	1.1	1.01	1.035	810@1.01	490@1.03	---	---	2,700	12	2,795.40	11,625.20	0.91	1.31	55101020	
21,224,340	0.420	0.0035	0.02	---	06/09/2022	25/04/2006	---	KORDELLOS BROS SA (CR)	0.534	---	0.534	28/09/2023	0.534	0.52	0.538	0.534	0.531	184@0.520	184@0.534	4.69	2022	5,900	10	3,133.34	11,333.80	0.462	0.74	55102010		
33,065,136	0.380	0.2	0.2001	0.2004	24/08/2023	16/09/2013	---	KRI-KRI S.A. (CR)	8.32	1.96	P	8.16	28/09/2023	8.28	8.14	8.5	8.32	8.339	175@8.26	45@8.36	86.65	2022	14,767	84	123,137.14	275,101.93	6.08	9.8	45102020	
7,595,160	0.600	---	---	---	10/09/2019	18/08/2010	---	KIRIAKOULIS SHIPPING SA (CR)	0.996	1.84	P	0.978	28/09/2023	0.962	0.96	1.01	0.996	0.997	150@0.962	1252@1.02	---	---	1,414	10	1,409.34	7,564.78	0.868	1.265	40501015	
6,200,000	0.500	---	---	---	22/06/2010	01/11/1995	---	MINERVA KNITWEAR (CR)	0.54	---	0.54	28/09/2023	---	---	---	---	1100@0.488	290@0.545	---	---	---	---	---	---	3,348.00	0.414	0.68	40204020		
5,939,268	0.620	---	---	---	10/07/2003	03/01/2002	---	LANAKAM SA (CR)	1.05	---	1.05	28/09/2023	---	---	---	---	1000@0.765	367@1.02	---	---	---	---	---	---	6,236.23	0.716	1.4	40401020		
9,819,370	0.500	---	---	---	14/08/2007	09/01/2004	---	MATHIOS REFRACTORY SA (CR)	1.03	-2.83	€	1.06	28/09/2023	1.05	0.99	1.05	1.03	1.029	425@1.00	1581@1.03	---	---	1,811	11	1,864.25	10,113.95	0.565	1.6	55101000	
30,150,000	0.360	0.02	0.0401	0.0908	15/06/2023	25/04/2019	---	MOTODYNAMICS S.A. (CR)	3	---	3	28/09/2023	2.95	2.92	3.04	3	2.961	20@2.98	2658@3.00	---	---	9,537	54	28,243.20	90,450.00	2.04	3.77	40401030		
43,200,000	1.00	---	0.0824	---	07/09/2022	13/09/2023	---	MPLKEDROS (CR)	2.75	4.96	P	2.62	28/09/2023	2.62	2.6	2.75	2.75	2.69	200@2.73	200@2.75	---	---	15,508	71	41,715.14	118,800.00	2.19	2.8	35102000	
25,000,000	2.00	0.4	0.628	1.04	07/08/2023	08/08/2003	---	P.P.A. S.A. (CR)	22	1.15	P	21.75	28/09/2023	21.85	21.75	22.4	22	22.128	439@22.00	30@22.15	10.40	2022	16,998	184	376,130.45	550,000.00	15.86	23.35	50206060	
4,971,466	1.46	---	---	---	04/07/2007	08/10/2003	---	PAIRIS SA (CR)	1.07	---	1.07	28/09/2023	1.07	1.07	1.07	1.07	1.07	1000@1.00	149@1.12	---	---	2,000	4	2,140.00	5,319.47	0.83	1.47	50203030		
27,098,594	0.540	0.07	0.05	0.0401	22/05/2023	14/01/2021	---	PAPOUTSANIS (CR)	2.1	0.96	P	2.08	28/09/2023	2.1	2.04	2.13	2.1	2.086	500@2.05	940@2.10	18.96	2022	7,990	40	16,664.62	56,907.05	2.04	2.51	45201020	
7,070,400	0.930	0.1081	0.3242	0.2593	03/07/2023	06/05/2016	---	PETROPOULOS PETROS (CR)	8.96	0.45	P	8.92	28/09/2023	8.98	8.88	9	8.98	8.957	150@8.92	497@8.98	---	---	10,150	42	90,911.76	63,350.78	5.9	9.22	50206015	
43,741,452	0.660	0.16	0.2723	0.2629	31/05/2023	01/11/1999	---	THRACE PLASTICS SA (CR)	3.97	1.02	P	3.93	28/09/2023	3.985	3.94	4.055	3.97	3.988	211@3.96	53@3.97	---	---	26,996	84	107,671.38	173,653.56	3.76	5.68	50203015	
21,912,599	0.300	---	---	0.048	18/05/2023	23/02/2007	---	REVOL (CR)	1.885	0.53	P	1.875	28/09/2023	1.895	1.88	1.945	1.885	1.925	200@1.84	2980@1.88	---	---	3,740	21	7,199.73	41,305.25	1.21	2.3	60101020	
13,582,223	1.35	---	---	---	24/06/2008	02/02/2016	---	SIDMA STEEL (CR)	2.18	---	2.18	28/09/2023	2.15	2.15	2.19	2.18	2.169	103@2.08	804@2.18	---	---	---	---	416	10	902.48	29,609.25	1.85	3.3	55102010
40,693,350	5.00	---	---	---	03/07/2006	26/05/2015	---	TECHNICAL OLYMPIC SA (CR)	2.43	---	2.43	28/09/2023	2.48	2.38	2.48	2.43	2.417	350@2.39	199@2.47	---	---	---	---	5,428	40	13,120.03	98,884.84	1.76	3.12	40202010
3,048,000	0.300	---	---	---	06/07/2007	01/06/2021	---	TZIRAKIAN PROFIL (CR)	1.885	1.62	P	1.855	28/09/2023	1.895	1.805	1.895	1.885	1.822	100@1.80	130@1.89	33.02	2022	1,285	14	2,340.73	5,745.48	1.755	2.39	55102010	
10,203,575	0.730	---	---	---	16/07/2007	18/10/1999	---	FIERATEX SA (CR)	0.412	-12.90	€	0.473	28/09/2023	0.412	0.412	0.412	0.412	0.412	---	1750@0.455	---	2022	5,190	10	2,138.28	4,203.87	0.351	0.56	55101020	
8,340,750	1.16	---	---	---	25/06/2009	17/09/2018	---	HAIDEMENOS SA (CR)	0.59	4.43	P	0.565	28/09/2023	0.59	0.59	0.59	0.59	0.59	304@0.555	91@0.590	---	2022	432	2	254.88	4,921.04	0.452	0.8	50205030	

Main Market - Low Liquidity Class

14,000,000	4.15	---	3.42	0.26	19/07/2023	29/06/1999	---	ALPHA REAL ESTATE SA(CR)	7.16	-0.56	€	7.2	28/09/2023	7.18	7.14	7.26	7.16	7.196	150@7.16	250@7.22	---	---	1,000	16	7,196.00	100,240.00	6.68	9.22	35101015	
45,033,921	0.050	---	---	---	04/06/2008	27/03/2023	---	ATTICA BANK S.A. (CR)	11.66	0.17	P	11.64	28/09/2023	11.7	11.6	11.7	11.6	11.656	8@11.56	37@11.60	---	---	201	8	2,342.80	525,095.52	10.62	48.75	30101010	
11,869,224	0.540	0.087	0.136	0.15	03/07/2023	30/08/2019	---	FLEXOPACK SA (CR)	7.8	1.96	P	7.65	28/09/2023	7.75	7.6	7.8	7.8	7.779	7@7.75	409@7.80	---	---	6,333	10	49,262.95	92,579.95	7.45	9.45	50203030	
10,500,000	4.00	0.37	0.29	0.3	16/05/2023	02/08/2016	---	INTERCONTINENTAL (CR)	6.15	---	6.15	28/09/2023	---	---	---	---	---	300@6.15	450@6.40	11.73	2022	---	---	---	---	64,575.00	6.15	6.85	35102000	
57,434,884	1.17	---	---	---	05/06/2008	12/06/2009	---	REDS S.A. (CR)	2.27	---	2.27	28/09/2023	---	---	---	---	---	55@2.26	28@2.34	---	---	---	---	---	---	130,377.19	2.2	3	35101010	
152,360,643	0.500	0.01	0.02	0.03	23/06/2023	10/06/2020	---	TRASTOR REAL EST. INV. CO.(CR)	1.04	---	1.04	28/09/2023	---	---	---	---	---	1000@1.04	169@1.08	---	---	---	---	---	---	158,455.07	0.965	1.23	35102000	
15,300,000	0.300	---	---	---	30/07/2009	13/12/1999	---	ATTICA PUBLICATIONS SA (CR)	0.336	---	0.336	28/09/2023	0.32	0.32	0.366	0.366	0.323	551@0.320	1652@0.362	---	---	---	---	1,451	4	468.37	5,140.80	0.236	0.39	40301030
15,000,000	0.300	---	---	---	06/07/2007	18/07/2000	---	DAIOS PLASTICS SA (CR)	3.3	---	3.3	28/09/2023	---	---	---	---	---	250@3.00	400@3.24	---	---	---	---	---	---	49,500.00	2.92	3.54	50203015	
3,307,500	0.210	---	---	---	11/08/2010	30/11/2022	---	ELVE SA (CR)	5.5	---	5.5	28/09/2023	5.55	5.5	5.55	5.5	5.504	250@5.10	66@5.50	21.68	2022	54	3	297.20	18,191.25	4.54				

Number of Outstanding Securities	Nominal Value	Dividends [1]			Date of Last Coupon		Note	Shares	Closing price	% change	Previous closing price/date	Open price	Price min	Price max	Last price	Avg price	Last Bid [7]	Last Ask [7]	P/E after tax	Year	Volume	Trades	Transactions Value[8]	Company Mkt Value (thou. €)	Year low	Year high	Sector[4]		
6,700,000	0.800	0.179	0.047	0.047	23/08/2023	29/05/2014	---	MILLS KEPENOS (CR)	2.34	---	2.34	28/09/2023	2.2	2.2	2.34	2.34	2.283	420@2.20	420@2.40	17.29	2022	99	4	226.06	15,678.00	1.93	2.7	45102020	
18,017,472	0.360	---	---	---	09/09/2022	28/08/2017	---	KTIMA KOSTAS LAZARIDIS SA (CR)	1.89	---	1.89	28/09/2023	---	---	---	---	50@1.78	41@1.95	---	---	---	---	---	34,053.02	1.55	2.06	45101015		
21,364,000	1.12	---	---	0.4	21/08/2023	08/03/2023	---	LAMPASA HOTEL SA (CR)	29.2	0.69	P	29	28/09/2023	29.2	29.2	29.2	29.2	156@29.20	391@29.80	---	---	94	3	2,744.80	623,828.80	20.6	29.8	40501025	
32,188,050	1.04	---	---	---	21/07/2008	20/01/2000	---	MOUZAKIS (CR)	0.65	---	0.65	28/09/2023	---	---	---	---	635@0.640	419@0.685	---	---	---	---	---	20,922.23	0.63	0.806	55101020		
8,321,682	0.670	---	---	---	17/08/2007	23/11/1999	---	N. LEVENTERIS (CR)	0.312	---	0.312	28/09/2023	---	---	---	---	---	2020@0.342	---	2022	---	---	---	3,451.93	0.22	0.364	55102010		
2,160,524	0.670	---	---	---	03/12/2018	23/11/1999	---	N. LEVENTERIS (PR)	0.396	---	0.396	28/09/2023	---	---	---	---	---	5914@0.426	---	2022	---	---	---	3,451.93	0.218	0.434	55102010		
6,340,000	0.600	0.134	0.17	0.1	09/12/2022	12/01/2023	---	NAKAS MUSIC	2.86	---	2.86	28/09/2023	---	---	---	---	10@2.72	34@2.98	---	---	---	---	---	18,132.40	2.16	3.02	40401030		
10,080,000	3.00	1.42	1.5	1.45	11/05/2023	27/08/2001	---	TPA SA (CR)	23.4	-2.50	€	24	28/09/2023	23.7	23	23.7	23.6	23.242	117@23.30	103@23.60	---	---	4,619	76	107,352.70	235,872.00	22.7	26.3	50206060
27,379,200	0.980	---	---	0.45	01/08/2023	29/08/2022	---	CRETE PLASTICS SA (CR)	16	---	16	28/09/2023	---	---	---	---	100@15.30	10@15.90	---	---	---	---	---	438,067.20	14.7	17.9	50203015		
255,494,534	2.71	0.352	0.279	0.255	16/06/2023	30/09/2021	---	PRODEA (CR)	7	---	7	28/09/2023	7	7	7	7	7	75@6.70	184@7.00	---	---	100	3	700.00	1,788,461.74	6.6	8.6	35102000	
4,181,450	0.500	---	---	---	21/08/2000	05/03/2002	---	FLOUR MILLS SARANTOPOULOS SA	1.16	---	1.16	28/09/2023	---	---	---	---	---	---	---	---	---	---	---	---	4,850.48	0.875	1.5	45102020	

Exchange Traded Funds (ETFs)

924,675	---	---	---	---	15/06/2016	---	---	ALPHA ETF FTSE Athex Large Cap	29.31	1.03	P	29.01	28/09/2023	29.1	29.01	29.31	29.31	29.205	350@25.00	---	---	---	---	---	6,021	4	175,842.01	---	22.5	35	12003
---------	-----	-----	-----	-----	------------	-----	-----	--------------------------------	-------	------	---	-------	------------	------	-------	-------	-------	--------	-----------	-----	-----	-----	-----	-----	-------	---	------------	-----	------	----	-------

Surveillance

356,314,416	0.660	---	---	---	07/07/2010	21/09/2017	5160	FRIGOGLASS SA (CR)	0.075	-2.60	€	0.077	28/09/2023	0.075	0.075	0.075	0.075	0.075	20000@0.074	10000@0.076	---	---	121,333	17	9,099.98	26,723.58	0.05	0.158	50204000
65,326,268	0.530	---	---	---	04/07/2007	19/07/2006	4750	SATO SA (CR)	0.043	---	0.043	28/09/2023	0.043	0.043	0.043	0.043	0.043	6100@0.039	4000@0.043	---	---	6,900	1	296.70	2,809.03	0.018	0.069	40202015	
13,191,620	0.620	---	---	---	04/08/2010	09/09/2002	5232	YALCO - CONSTANTINOU (CR)	0.218	---	0.218	28/09/2023	---	---	---	---	---	---	780@0.222	---	---	---	---	---	2,875.77	0.12	0.28	40202020	
13,000,000	1.00	---	---	---	01/08/2007	07/04/2000	5093	AKRITAS SA (CR)	0.71	9.23	P	0.65	28/09/2023	0.71	0.71	0.71	0.71	0.71	---	---	---	---	3,147	8	2,234.37	9,230.00	0.414	0.71	50101035
221,519,681	0.300	---	---	---	02/07/2008	28/02/2011	4957	ANEK LINES SA (CR)	0.25	-1.58	€	0.254	28/09/2023	0.25	0.25	0.25	0.25	0.25	12740@0.250	1500@0.252	---	---	157,698	22	39,424.50	56,293.31	0.177	0.3	40501015
312,163	0.300	---	---	---	02/07/2008	28/02/2011	4959	ANEK LINES SA (PR, issue '90)	0.072	---	0.072	28/09/2023	---	---	---	---	---	39930@0.079	---	---	---	---	---	---	56,293.31	0.072	0.086	40501015	
2,969,713	0.300	---	---	---	02/07/2008	28/02/2011	4958	ANEK LINES SA (PR, issue '96)	0.3	---	0.3	28/09/2023	---	---	---	---	---	---	768@0.280	---	---	---	---	---	56,293.31	0.173	0.38	40501015	
17,579,754	4.16	---	---	---	18/08/2006	02/08/2010	---	BIOTER SA (CR)	0.246	---	0.246	28/09/2023	0.236	0.236	0.236	0.236	0.2410239@0.236	877@0.260	---	---	---	---	0.24	4,324.62	0.198	0.398	50101010		
54,654,600	0.050	---	---	---	01/07/1998	30/12/2022	5275	VIS SA (CR)	0.322	---	0.322	28/09/2023	---	---	---	---	---	---	3515@0.320	---	2022	---	---	---	17,598.78	0.136	0.378	50203030	
51,754,364	0.300	---	---	---	23/12/2003	24/01/2007	5197	SELECTED TEXT. IND. ASSOC (CR)	0.136	---	0.136	28/09/2023	---	---	---	---	---	---	10000@0.140	---	---	---	---	---	7,038.59	0.11	0.202	55101020	
371,337,000	0.300	---	---	---	30/05/2013	01/07/2022	---	INTRALOT (CR)	0.625	-2.34	€	0.64	28/09/2023	0.645	0.625	0.645	0.625	0.62871450@0.620	2000@0.640	---	---	239,260	33	150,357.50	232,085.63	0.565	0.765	40501020	
15,842,391	1.51	---	---	---	15/07/2009	12/05/2000	5141	BITROS HOLDING SA (CR)	0.5	---	0.5	28/09/2023	---	---	---	---	---	---	4000@0.478	---	---	---	---	---	7,921.20	0.376	0.82	55102010	
24,319,250	0.300	---	---	---	09/07/2002	04/07/2007	5165	PROODEFTIKH SA (CR)	0.494	---	0.494	28/09/2023	---	---	---	---	---	---	12568@0.450	---	---	---	---	---	12,013.71	0.4	0.6	50101010	
28,438,268	0.070	---	---	---	21/08/2006	24/11/1999	5253	SPIROYR AGRICULTURE SA (CR)	0.2	---	0.2	28/09/2023	---	---	---	---	---	---	4460@0.220	---	---	---	---	---	5,687.65	0.144	0.24	45102010	
1,011,000	1.00	---	---	---	01/07/2004	11/12/2012	5193	TRIA ALFA SA (CR)	7.95	---	7.95	28/09/2023	---	---	---	---	---	---	62@7.50	45@8.45	60.89	2022	---	---	---	8,037.45	7.5	16.9	55101020

Suspension Status

66,948,210	0.300	---	---	---	22/09/2015	22/09/2015	5179	FOLLI FOLLIE (CR)	4.8	---	4.8	24/05/2018	---	---	---	---	---	---	---	---	---	---	---	---	---	321,351.41	4.8	4.8	40401030
12,417,000	0.310	---	---	---	27/08/2019	28/08/2017	5233	MLS MULTIMEDIA SA (CR)	0.57	---	0.57	12/05/2020	---	---	---	---	---	---	---	---	---	---	---	---	---	7,077.69	0.57	0.57	10101015
6,330,002	0.300	---	---	---	25/06/2002	15/03/2019	5278	VARVARESSOS (CR)	0.24	---	0.24	02/05/2023	---	---	---	---	---	---	---	---	---	---	---	---	---	1,519.20	0.16	0.25	55101020
3,961,300	1.28	---	---	---	29/06/2004	03/08/2000	5248	DUROS SA (CR)	0.25	---	0.25	24/04/2023	---	---	---	---	---	---	---	---	---	---	---	---	---	990.33	0.2	0.3	40204020
7,085,888	1.59	---	---	---	02/07/1996	06/09/2010	5216	ELVIEMEK (CR)	2.6	---	2.6	30/09/2019	---	---	---	---	---	---	---	---	---	---	---	---	---	18,423.31	2.6	2.6	35101010
7,125,216	0.650	---	---	---	01/07/2005	14/12/1999	4955	KRE.KA SA (CR)	0.28	---	0.28	06/04/2023	---	---	---	---	---	---	---	---	---	---	---	---	---	1,995.06	0.17	0.43	45102010
7,734,375	1.00	---	---	---	09/07/2007	07/01/2011	5277	LIVANIS SA (CR)	0.125	---	0.125	28/04/2023	---	---	---	---	---	---	---	---	---	---	---	---	---	966.80	0.12	0.18	40301030

Shares' Notes

Code	Note text
()	- Adjusted dividends.
*	- Last adjusted closing price.
[1]	- Net dividends.
[2]	- The "Date of Last Coupon" for New listings refers to the date company's stocks started to trade in Athex
[3]	- The Company Market Value is referred to the number of outstanding shares
[4]	- Sectors codification can be found in Appendix A
[5]	- The Market Value refers to the total number of shares listed (including their several classes) in the exchange by the company.
[6]	- P/E greater than 100
[7]	- Last view of the Order Book before the end of the trading session
[8]	- All Blocks Methods' Transactions Value are included.
4750	- Transfer to the Under Surveillance Category from 8/4/2011.
4955	- Transfer to the Surveillance Category as from 5/4/2013.
4957	- Transfer to the Surveillance Category as from 5/4/2013.
4958	- Transfer to the Surveillance Category as from 5/4/2013.
4959	- Transfer to the Surveillance Category as from 5/4/2013.
5093	- Transfer to the Surveillance Category as of 8/4/2015.
5141	- Transfer to the Surveillance Category as of 10/05/2017.
5160	- Transfer to the Surveillance Category as of 15/04/2016.
5165	- Transfer to the Surveillance Category as of 15/02/2018.
5179	- Suspension of trading as of 25/05/2018.
5193	- Transfer to the Surveillance Category as of 25/10/2018.
5197	- Transfer to the Surveillance Category as of 07/11/2018.
5216	- Suspension of trading as of 01/10/2019.
5232	- Transfer to the Under Surveillance Category from 08/04/2011.
5233	- Suspension of trading as of 13/05/2020.
5248	- Transfer to the Surveillance Category as of 06/09/20116.
5253	- Transfer to the Surveillance Category as of 14/5/2021.
5275	- Transfer to the Surveillance Category as of 09/07/2020.
5277	- Suspension of trading as of 02/05/2023.
5278	- Suspension of trading as of 03/05/2023.

Securities Blocks Details

Securities	Block Volume	Price	Block Trade Value	Time of approval	Note
IDEAL HOLDINGS (CR)	10,000	5.27	52,700.00	15:03:49	20
EPSILON NET (CR)	324	9.60	3,110.40	16:09:21	18
ADMIE (IPTO) HOLDING S.A. (CR)	6,266	2.22	13,923.05	16:39:22	18
JUMBO SA (CR)	25,000	25.96	649,000.00	16:43:37	20
TITAN CEMENT (CB)	860	18.18	15,634.80	16:44:20	18
JUMBO SA (CR)	11,166	25.96	289,869.36	16:46:31	20

Blocks Notes

- 9 - Method 6-1 / Special Fees
- 10 - Method 6-1 / Special Fees, SDS
- 14 - Method 6-3 / Settlement, Incomplete Buy and Sell
- 18 - Method 6-2 / SPOT 1
- 19 - Method 6-2 / SPOT 2
- 20 - Method 6-1 and Method 6-1 Same Day Settlement
- 21 - Other Pre-agreed

Shares Rights Details

Occurred date	Exercise from	Exercise until	Trading until	Rights	Price min	Price max	Closing price	Last Bid	Last Ask	Volume	Trades	Transactions Value
---------------	---------------	----------------	---------------	--------	-----------	-----------	---------------	----------	----------	--------	--------	--------------------

No Rights Transactions.

Forced Sales Details

Securities	Category of Security	Transactions Volume	Number of Trades	Transactions Value	Note
------------	----------------------	------------------------	---------------------	-----------------------	------

No Forced Transactions.

Forced Sales Notes

- 1 - Compulsory Public Forced Sales
- 2 - Forced Sales of Fixed Registered Shares
- 3 - Forced Sales of Remaining Fractional Shares

Forced Sales Registered Shares

Securities	Start Date	End Date	Initial Volume	Remaining Volume	Date	Avg price (day)	Avg price (period)	Number of Trades	Transactions Volume	Transactions Value
------------	------------	----------	----------------	------------------	------	-----------------	--------------------	------------------	---------------------	--------------------

No Fixed Registered Shares Forced Sales.

Forced Sales Notes

According to Decision 1/380/04.05.2008 of the Hellenic Republic Capital Market Commission, the certificated registered shares that have not been deposited to the issuer for dematerialisation, will be auctioned in the Athens Exchange by the supervising issuer. Forced sales procedure is held according to Article 99A of the Athens Exchange Rulebook. The average price of the period is calculated by dividing the Total transactions value by the Total volume and includes all the transactions made until the current date.

Exchange Traded Funds (ETFs) Characteristics

	Transactions Date (T)	Creation / Redemption	Units (T-1)	New Units (T-1)	Redemption Units (T-1)	Units (T) [1]	Fund Assets [2]	Net Unit Price	Dividend per Unit	Dividend Date
ALPHA ETF FTSE Athex Large Cap	29/09/2023	5,000	924,675	---	---	924,675	26,811,910.00	28.9960	0.62	03/07/2023

ETFs Notes

[1] - Units (T) = Units (T-1) + New Units (T-1) - Redemption Units (T-1)

[2] - The Creation / Redemption Units of T-1 are included.

Non Convertible Corporate Bonds - Regulated Market

Num Listed Bonds	Nominal price	Issue price	Today's Rate	Exp. Date	Duration (years)	Note	Coupon		Trading Unit	Corporate Bonds	Accrued Int.	Yield.T.Mat	Price min	Price max	Closing price	Previous closing price/date	Volume	Transactions Value	Last order		Date	ear min	Year max	
							Common	Preferred											Price	Buy / Sell				
100,000	1,000.00	1,000.00	2.95	11/02/2027	5	---	4	---	1	SAFE BULKERS PARTICIPATIONS PLC (Non Convertible)	4.3431	4.9480	93.4499	93.4499	93.4499	91.7140	28/09/2023	1,000	938.84	91.0000	B	29/09/2023	89.9269	97.9500
320,000	1,000.00	1,000.00	3.40	21/07/2027	7	---	7	---	1	LAMDA DEVELOPMENT S.A. (Non Convertible)	6.9889	5.1600	91.3000	92.8500	92.4999	91.4080	28/09/2023	14,000	13,002.34	91.9200	B	29/09/2023	90.9811	95.5000
200,000	1,000.00	1,000.00	2.10	27/10/2027	7	---	6	---	1	O.P.A.P. S.A. (Non Convertible)	9.2750	4.4820	90.1000	90.7200	90.7158	90.6770	28/09/2023	24,000	21,877.85	90.7200	B	29/09/2023	89.7683	95.4000
200,000	1,000.00	1,000.00	1.90	23/03/2028	7	---	6	---	1	MOTOR OIL CORINTH REFINERIES SA (Non Convertible)	0.4222	4.1720	90.5000	90.8980	90.5417	90.4120	28/09/2023	48,000	43,480.26	90.5002	B	29/09/2023	87.5500	92.6000
100,000	1,000.00	1,000.00	2.70	25/05/2026	5	---	5	---	1	COSTAMARE PARTICIPATIONS PLC (Non Convertible)	9.8250	5.1190	93.5000	93.5000	93.5000	93.5220	28/09/2023	1,000	944.83	93.5000	B	29/09/2023	92.8823	97.0000
300,000	1,000.00	1,000.00	2.30	20/07/2028	7	---	5	---	1	PRODEA REIC S.A.(Non Convertible)	4.7917	5.3390	85.5500	87.1990	87.1807	87.1080	28/09/2023	37,000	32,366.96	86.8000	B	29/09/2023	82.0100	89.1000
150,000	1,000.00	1,000.00	2.65	22/10/2026	5	---	4	---	1	CPLP SHIPPING HOLDINGS PLC (Non Convertible)	11.9250	4.6170	93.0003	94.0000	94.0000	93.3990	28/09/2023	18,000	17,066.63	92.3500	B	29/09/2023	92.4500	96.0000
250,000	1,000.00	1,000.00	2.45	16/11/2028	7	---	4	---	1	ELVALHALCOR S.A. (Non Convertible)	9.5278	4.9780	88.0000	88.8499	88.5881	88.3500	28/09/2023	31,000	27,601.74	87.0000	B	29/09/2023	85.6375	92.0000
500,000	1,000.00	1,000.00	2.75	03/07/2027	7	---	7	---	1	GEK TERNA S.A. (Non Convertible)	7.0278	4.8440	90.8000	91.8900	91.8500	91.6900	28/09/2023	36,000	33,137.80	91.0000	B	29/09/2023	86.8000	94.4535
300,000	1,000.00	1,000.00	2.30	14/12/2028	7	---	4	---	1	GEK TERNA S.A. (Non Convertible)	7.0917	6.1830	83.4900	83.5000	83.5000	83.3000	28/09/2023	72,000	60,627.60	83.3000	B	29/09/2023	82.1339	90.3500
175,000	1,000.00	1,000.00	3.40	26/07/2024	5	---	9	---	1	ATTICA HOLDINGS S.A. (Non Convertible)	6.5167	4.1830	95.0000	98.8800	98.8800	98.5260	28/09/2023	63,000	61,465.65	97.6000	B	29/09/2023	96.6179	99.4500
230,000	1,000.00	1,000.00	4.70	12/07/2029	7	---	3	---	1	LAMDA DEVELOPMENT S.A. (Non convertible)	10.8361	4.8070	97.9145	99.0900	98.2343	98.8780	28/09/2023	18,000	17,877.23	99.0000	B	29/09/2023	94.9889	101.0000
100,000	1,000.00	1,000.00	4.40	26/07/2029	7	---	3	---	1	CPLP SHIPPING HOLDINGS PLC (Non Convertible)	8.4333	5.0140	96.0000	96.0000	96.0000	95.1500	28/09/2023	11,000	10,652.77	95.5000	B	29/09/2023	95.1497	100.8000
200,000	1,000.00	1,000.00	3.60	12/03/2026	7	---	10	---	1	AEGEAN AIRLINES S.A. (Non Convertible)	2.1000	4.1730	96.2500	97.9488	97.1483	97.9500	28/09/2023	147,000	142,821.08	96.6800	B	29/09/2023	95.6301	98.9000
150,000	1,000.00	1,000.00	2.60	22/10/2026	7	---	8	---	1	TERNA ENERGY FINANCE S.A. (Non Convertible)	11.7000	4.3620	91.1101	93.9381	93.9381	93.4000	28/09/2023	26,000	24,371.90	92.0100	B	29/09/2023	92.0265	95.7400
100,000	1,000.00	1,000.00	2.80	25/01/2027	5	---	4	---	1	PREMIA S.A. (Non Convertible)	5.4444	4.7000	93.8170	93.8170	93.8170	91.7000	27/09/2023	3,000	2,830.84	88.9505	B	29/09/2023	87.6862	95.9899
500,000	1,000.00	1,000.00	4.00	10/07/2030	7	---	1	---	1	MYTILINEOS S.A. (Non Convertible)	9.4444	4.0080	99.5000	100.0000	99.7610	99.6350	28/09/2023	242,000	243,707.14	99.6100	B	29/09/2023	99.5000	100.0700
120,000	1,000.00	1,000.00	3.95	04/04/2025	7	---	11	---	1	GEK TERNA S.A. (Non Convertible)	19.9694	4.0150	98.5000	98.9000	98.6290	98.5000	28/09/2023	31,000	31,194.05	98.5000	B	29/09/2023	97.5523	100.5000

Corporate Bonds Notes

Transactions Volume = (Pieces) * (Nominal Price). Transactions Value = (Pieces) * (Nominal Price) * (price %) + (Accrued interest).

The price of a Bond is stated as a percentage (%) of Bond's Nominal Price.

Nominal Price in Euros (€), except if it is noted differently.

Non Convertible Corporate Bonds - Regulated Market

Num Listed Bonds	Nominal price	Issue price	Today's Rate	Exp. Date	Duration (years)	Note	Coupon		Trading Unit	Corporate Bonds	Accrued Int.	Yield.T.Mat	Price min	Price max	Closing price	Previous closing price/date	Volume	Transactions Value	Last order			ear min	Year max
							Common	Preferred											Price	Buy / Sell	Date		
120,000	1,000.00	1,000.00	2.65	06/12/2028	7	---	4	---	1	NOVAL PROPERTY REIC (Non Convertible)	8.7597	5.2330	87.5000	88.8870	88.2859	88.0000 28/09/2023	45,000	40,122.85	87.0800	B	29/09/2023	84.3700	91.9500

Corporate Bonds Notes

Transactions Volume = (Pieces) * (Nominal Price). Transactions Value = (Pieces) * (Nominal Price) * (price %) + (Accrued interest).

The price of a Bond is stated as a percentage (%) of Bond's Nominal Price.

Nominal Price in Euros (€), except if it is noted differently.

Government Bonds

Number Listed Bonds	Nominal price	Today's Rate	Accrued Interest Calc	Exp. Date [1]	Duration (years)	Note	Coupons Date	Curr. coupon value	Trading Unit	Government Bonds	Price min	Price max	Closing price	Previous closing price/date	Volume	Transactions Value	Price	Last order Buy / Sell	Date
4,500,000	1,000.00	1.88	Actual/Actual	04/02/2035	15	---	04/02	1.88	1	GGB-FXD-040235-15Y-1.875-1.000	---	---	---	---	---	---	---	---	---
1,805,793	1,000.00	3.45	Actual/Actual	02/04/2024	5	---	02/04	3.45	1	GGB-FXD-020424-05Y-3.450-1.000	---	---	---	---	---	---	---	---	---
6,000,000	1,000.00	0.75	Actual/Actual	18/06/2031	10	---	18/06	0.75	1	GGB-FXD-180631-10Y-0.750-1.000	---	---	---	---	---	---	---	---	---
2,750,000	1,000.00	3.88	Actual/Actual	15/06/2028	5	---	15/06	3.88	1	GGB-FXD-150628-05Y-3.875-1.000	---	---	---	---	---	---	---	---	---
5,962,747,327	1.00	3.75	Actual/Actual	30/01/2028	10	---	/02 - 01/02 - 31/	3.75	1	GGB-FXD-300128-10Y-3.750-1.000	---	---	---	85.4610 13/07/2018	---	---	1.0000	B	28/11/2018
7,067,309,386	1.00	3.90	Actual/Actual	30/01/2033	15	---	/02 - 01/02 - 31/	3.90	1	GGB-FXD-300133-15Y-3.900-1.000	---	---	---	78.6730 13/07/2018	---	---	1.0000	B	28/11/2018
5,622,848,349	1.00	4.00	Actual/Actual	30/01/2037	19	---	/02 - 01/02 - 31/	4.00	1	GGB-FXD-300137-19Y-4.000-1.000	---	---	---	77.0370 13/07/2018	---	---	1.0000	B	28/11/2018
5,476,770,669	1.00	4.20	Actual/Actual	30/01/2042	24	---	/02 - 01/02 - 31/	4.20	1	GGB-FXD-300142-24Y-4.200-1.000	---	---	---	77.7640 13/07/2018	---	---	1.0000	B	28/11/2018
48,794,718	1.00	4.30	Actual/Actual	24/02/2024	12	---	24/02	4.30	1	GGB-FXD-240224-12Y-2.000-1.000	---	---	---	10.0000 22/06/2015	---	---	---	---	---
40,248,141	1.00	4.30	Actual/Actual	24/02/2025	13	---	24/02	4.30	1	GGB-FXD-240225-13Y-2.000-1.000	---	---	---	10.0000 22/06/2015	---	---	---	---	---
59,586,043	1.00	4.30	Actual/Actual	24/02/2026	14	---	24/02	4.30	1	GGB-FXD-240226-14Y-2.000-1.000	---	---	---	10.0000 22/06/2015	---	---	---	---	---
41,118,344	1.00	4.30	Actual/Actual	24/02/2027	15	---	24/02	4.30	1	GGB-FXD-240227-15Y-2.000-1.000	---	---	---	10.0000 22/06/2015	---	---	---	---	---
45,137,734	1.00	4.30	Actual/Actual	24/02/2028	16	---	24/02	4.30	1	GGB-FXD-240228-16Y-2.000-1.000	---	---	---	10.0000 22/06/2015	---	---	---	---	---
61,768,888	1.00	4.30	Actual/Actual	24/02/2029	17	---	24/02	4.30	1	GGB-FXD-240229-17Y-2.000-1.000	---	---	---	10.0000 22/06/2015	---	---	---	---	---
54,567,744	1.00	4.30	Actual/Actual	24/02/2030	18	---	24/02	4.30	1	GGB-FXD-240230-18Y-2.000-1.000	---	---	---	10.0000 22/06/2015	---	---	---	---	---
37,541,515	1.00	4.30	Actual/Actual	24/02/2031	19	---	24/02	4.30	1	GGB-FXD-240231-19Y-2.000-1.000	---	---	---	10.0000 22/06/2015	---	---	---	---	---
37,558,317	1.00	4.30	Actual/Actual	24/02/2032	20	---	24/02	4.30	1	GGB-FXD-240232-20Y-2.000-1.000	---	---	---	10.0000 22/06/2015	---	---	---	---	---
37,473,732	1.00	4.30	Actual/Actual	24/02/2033	21	---	24/02	4.30	1	GGB-FXD-240233-21Y-2.000-1.000	---	---	---	10.0000 22/06/2015	---	---	---	---	---
33,888,293	1.00	4.30	Actual/Actual	24/02/2034	22	---	24/02	4.30	1	GGB-FXD-240234-22Y-2.000-1.000	---	---	---	10.0000 22/06/2015	---	---	---	---	---
35,177,800	1.00	4.30	Actual/Actual	24/02/2035	23	---	24/02	4.30	1	GGB-FXD-240235-23Y-2.000-1.000	---	---	---	10.0000 22/06/2015	---	---	---	---	---
35,547,268	1.00	4.30	Actual/Actual	24/02/2036	24	---	24/02	4.30	1	GGB-FXD-240236-24Y-2.000-1.000	---	---	---	10.0000 22/06/2015	---	---	---	---	---
40,246,306	1.00	4.30	Actual/Actual	24/02/2037	25	---	24/02	4.30	1	GGB-FXD-240237-25Y-2.000-1.000	---	---	---	10.0000 22/06/2015	---	---	---	---	---
37,643,952	1.00	4.30	Actual/Actual	24/02/2038	26	---	24/02	4.30	1	GGB-FXD-240238-26Y-2.000-1.000	---	---	---	10.0000 22/06/2015	---	---	---	---	---
36,977,100	1.00	4.30	Actual/Actual	24/02/2039	27	---	24/02	4.30	1	GGB-FXD-240239-27Y-2.000-1.000	---	---	---	10.0000 22/06/2015	---	---	---	---	---
41,615,000	1.00	4.30	Actual/Actual	24/02/2040	28	---	24/02	4.30	1	GGB-FXD-240240-28Y-2.000-1.000	---	---	---	10.0000 22/06/2015	---	---	---	---	---
42,227,208	1.00	4.30	Actual/Actual	24/02/2041	29	---	24/02	4.30	1	GGB-FXD-240241-29Y-2.000-1.000	---	---	---	10.0000 22/06/2015	---	---	---	---	---
68,288,487	1.00	4.30	Actual/Actual	24/02/2042	30	---	24/02	4.30	1	GGB-FXD-240242-30Y-2.000-1.000	---	---	---	10.0000 22/06/2015	---	---	---	---	---
4,000,000	1,000.00	3.88	Actual/Actual	12/03/2029	10	---	12/03	3.88	1	GGB-FXD-120329-10Y-3.875-1.000	---	---	---	---	---	---	100.0000	B	15/10/2019
4,500,000	1,000.00	0.00	Actual/Actual	12/02/2026	5	---	12/02	0.00	1	GGB-FXD-120226-05Y-0.000-1.000	---	---	---	---	---	---	---	---	---
2,209,163	1,000.00	3.38	Actual/Actual	15/02/2025	7	---	15/02	3.38	1	GGB-FXD-150225-07Y-3.375-1.000	---	---	---	---	---	---	---	---	---
964,000	1,000.00	3.25	Actual/Actual	20/03/2025	6	---	20/03	3.25	1	GGB-FXD-200325-06Y-3.250-1.000	---	---	---	---	---	---	---	---	---
2,100,000	1,000.00	3.55	Actual/Actual	20/03/2026	7	---	20/03	3.55	1	GGB-FXD-200326-07Y-3.550-1.000	---	---	---	---	---	---	---	---	---
5,500,000	1,000.00	1.50	Actual/Actual	18/06/2030	10	---	18/06	1.50	1	GGB-FXD-180630-10Y-1.500-1.000	---	---	---	---	---	---	---	---	---
3,500,000	1,000.00	4.38	Actual/Actual	18/07/2038	15	---	18/07	4.38	1	GGB-FXD-180738-15Y-4.375-1.000	---	---	---	---	---	---	---	---	---

Government Bonds Notes

Transactions Volume = (Pieces) * (Nominal Price). Transactions Value = (Pieces) * (Nominal Price) * (price %) + (Accrued interest).

The Value of current coupon for the issues with NV 0.01 euro refers to NV 100 euros

FLR: Floating Interest Rate.

[1] - The Expiration Date of the interest bearing period and the Date for coupon payment.

Government Bonds

Number Listed Bonds	Nominal price	Today's Rate	Accrued Interest Calc	Exp. Date [1]	Duration (years)	Note	Coupons Date	Curr. coupon value	Trading Unit	Government Bonds	Price min	Price max	Closing price	Previous closing price/date	Volume	Transactions Value	Price	Last order Buy / Sell	Date
40,000	1,000.00	4.67	FLR	Actual/360	18/09/2024	1	---	18/09 - 19/03	---	1	GGB-FLT-180924-01Y-4.670-1.000	---	---	---	---	---	---	---	---
5,364,250	1,000.00	3.25		Actual/Actual	20/03/2050	30	---	20/03	3.25	1	GGB-FXD-200350-30Y-3.250-1.000	---	---	---	---	---	---	---	---
3,924,361	1,000.00	2.00		Actual/Actual	22/04/2027	7	---	22/04	2.00	1	GGB-FXD-220427-07Y-2.000-1.000	---	---	---	---	---	99.9000	B	22/04/2020
2,500,000	1,000.00	1.88		Actual/Actual	23/07/2026	7	---	23/07	1.88	1	GGB-FXD-230726-07Y-1.875-1.000	---	---	---	---	---	---	---	---
4,250,000	1,000.00	4.25		Actual/Actual	15/06/2033	10	---	15/06	4.25	1	GGB-FXD-150633-10Y-4.250-1.000	---	---	---	---	---	---	---	---
3,500,000	1,000.00	1.88		Actual/Actual	24/01/2052	30	---	24/01	1.88	1	GGB-FXD-240152-30Y-1.875-1.000	---	---	---	---	---	---	---	---
3,700,000	1,000.00	1.75		Actual/Actual	18/06/2032	10	---	18/06	1.75	1	GGB-FXD-180632-10Y-1.750-1.000	---	---	---	---	---	---	---	---
2,200,000	1,000.00	1.13	FLR	Actual/360	15/12/2027	5	---	- 15/12 - 15/03 -	---	1	GGB-FLT-151227-05Y-1.130-1.000	---	---	---	---	---	102.1600	B	30/12/2022

Government Bonds Notes

Transactions Volume = (Pieces) * (Nominal Price). Transactions Value = (Pieces) * (Nominal Price) * (price %) + (Accrued interest).

The Value of current coupon for the issues with NV 0.01 euro refers to NV 100 euros

FLR: Floating Interest Rate.

[1] - The Expiration Date of the interest bearing period and the Date for coupon payment.

Treasury Bills & Zero Coupon Government Bonds

Issue Date	13-Week Maturity									26-Week Maturity									52-Week Maturity								
	Exp. Date	Initial Rate	Num Listed Bonds	Nominal price	Issue price	Last Trade Price	Last Trade Date	Volume Traded	Note	Exp. Date	Initial Rate	Num Listed Bonds	Nominal price	Issue price	Last Trade Price	Last Trade Date	Volume Traded	Note	Exp. Date	Initial Rate	Num Listed Bonds	Nominal price	Issue price	Last Trade Price	Last Trade Date	Volume Traded	Note
09/12/2022	---	---	---	---	---	---	---	---	---	---	---	---	---	---	---	---	---	---	08/12/2023	2.73	600,000	1,000.00	973.10	---	---	---	---
10/03/2023	---	---	---	---	---	---	---	---	---	---	---	---	---	---	---	---	---	---	08/03/2024	3.75	1,000,000	1,000.00	963.46	---	---	---	---
09/06/2023	---	---	---	---	---	---	---	---	---	---	---	---	---	---	---	---	---	---	07/06/2024	3.84	1,600,000	1,000.00	962.60	---	---	---	---
08/09/2023	---	---	---	---	---	---	---	---	---	---	---	---	---	---	---	---	---	---	06/09/2024	3.81	812,500	1,000.00	962.90	---	---	---	---

Bonds in Circulation	Currency / Min nominal traded Value	Coupons Payment Date	Current Coupon Value	Note	Coupon	Trading Unit	Issue Date	Duration (years)	Today's Interest	A.I.C in days	Bonds	Last price of previous days		Last Outcry in Cash (euro)		Trades in Pieces	Life min	Life Max	
												Price	Buy / Sell	Price	Buy / Sell				
Corporate Bonds in Foreign Currency and Euro																			
103,746	GBP / 10	01/12	0.25	---	64	1	01/12/1930	98	2.5	360	National Mortgage Bank	2.27	05/02/1996	2.27	S	05/02/1996	---	2.27	2.27
0	GBP / 10	01/12	0.25	---	66	1	01/12/1928	100	2.5	360	National Mortgage Bank	---	---	---	---	---	---	---	---

Government Bonds Notes

A.I.C: Accrued Interest Calculation base.

FLR: Floating Interest Rate.

The minimum tradeable Nominal Value for all Demeterialised Government Titles is 100 Euros.

(μφρ-0)

Athex & ATHEXClear Members List

Member Name				Stock Market			Derivatives Market		ATHEXClear Member	
	Address	Phone	Fax	Market Member	Remote Member	Market Maker	Proprietary	Market Maker	General Clearing	Direct Clearing
A. SARRIS SECURITIES S.A.				a						
6, ΔΡΑΓΑΤΣΑΝΙΟΥ 6 ΑΘΗΝΑ	2103367700									
AEONIC SECURITIES C.I.F. P.L.C.				a						
, ΛΑΪΟΥ 6, ΓΡ. 301B, ANNA COURT	35725337600									
ALPHA BANK S.A.									a	
, ΣΤΑΔΙΟΥ 40 ΑΘΗΝΑ	2103260000									
ALPHA FINANCE INVESTMENT SERVICES SINGLE MEMBER SA				a		a	a	a		a
5, ΠΑΝΕΠΙΣΤΗΜΙΟΥ 45 ΑΘΗΝΑ	2103677400									
ARGUS STOCKBROKERS LTD				a	a		a			
25, 25 ΛΕΩΦΟΡΟΣ ΔΗΜΟΣΘΕΝΗ ΣΕΒΕΡΗ	0035722717000									
ATLANTIC SECURITIES LTD				a	a					
37, ΠΡΟΔΡΟΜΟΥ 37	0035722445400									
AXON SECURITIES S.A.				a			a			
48, ΣΤΑΔΙΟΥ 48 ΑΘΗΝΑ	2103363800									
BETA SECURITIES S.A.				a		a	a			a
29, Λ. ΑΛΕΞΑΝΔΡΑΣ 29 ΑΘΗΝΑ	2106478930									
BNP PARIBAS S.A.									a	
, ΛΑΜΨΑΚΟΥ 2 ΑΘΗΝΑ	2107468525									
BOFA SECURITIES EUROPE SA				a	a					
, 112 AVENUE KL'BER 75116	+33 153655555									
CAPITAL SECURITIES S.A.				a			a			
58, ΜΗΤΡΟΠΟΛΕΩΣ 58 ΑΘΗΝΑ	2103369700									
CITIGROUP GLOBAL MARKETS EUROPE AG				a	a					
16, REUTERWEG 16	+49 691366-0									
CITIGROUP GLOBAL MARKETS LIMITED				a						
1, 33 CANADA SQUARE -CANARY WHARF	+44 02079864000									
CREDIT SUISSE BANK (EUROPE), S.A.				a	a					
, CALLE AYALA 42, 3A PLANTA-B MADRID	+34917916000									
CREDIT SUISSE SECURITIES (EUROPE) LIMITED				a						
1, ONE CABOT SQUARE LONDON	+44 2078888888									
CYCLOS SECURITIES S.A.				a			a			
39, ΧΑΡΙΛΑΟΥ ΤΡΙΚΟΥΠΗ 6-8-10 ΑΘΗΝΑ	2103364300									
DEUTSCHE BANK S.A.					a					
1, GREAT WINCHESTER STREET LONDON	+44 20 754 54209	00441133361437								
EUROBANK EQUITIES INVESTMENT FIRM SINGLE MEMBER SA				a		a	a	a		a
, ΦΙΛΕΛΛΗΝΩΝ 10 & ΞΕΝΟΦΩΝΤΟΣ 13 ΑΘΗΝΑ	2103720425									
EUROBANK S.A.									a	
, ΟΘΩΝΟΣ 8 ΑΘΗΝΑ	2144043907									
EUROCORP INVESTMENT SERVICES S.A.				a			a			a
14, ΠΛ.ΦΙΛΙΚΗΣ ΕΤΑΙΡΕΙΑΣ 14 ΑΘΗΝΑ	2107263600									
EUOTRUST INVESTMENT FIRM SA				a						
113, ΣΕΒΑΣΤΟΥΠΟΛΕΩΣ 113 ΑΘΗΝΑ	2103363100									
EUROXX SECURITIES S.A.				a		a	a	a		a
7, ΠΑΛΑΙΟΛΟΓΟΥ ΧΑΛΑΝΔΡΙ	(210)-6879400	(210)-6879401								
7, ΠΑΛΕΟΛΟΓΟΥ ΧΑΛΑΝΔΡΙ	+30 2106879400	210-6879401								
FREEDOM FINANCE EUROPE LTD				a	a					
, ΧΡΙΣΤΑΚΗ ΚΡΑΝΟΥ 20	035725257786									
G. A. PERVANAS SECURITIES- INVESTMENT SERVICES S.A.				a						
7-9, ΣΟΦΟΚΛΕΟΥΣ 7-9 ΑΘΗΝΑ	2103727200									
GLOBAL CAPITAL SECURITIES & FINANCIAL SERVICES LTD				a	a					
50, ΛΑΡΧΙΕΠΙΣΚΟΠΟΥ ΜΑΚΑΡΙΟΥ Γ50	0035722710710									
GREENPOST TRADING EUROPE LTD				a	a	a				
, ΚΙΜΩΝΟΣ 3, ACROPOLIS MANSIONS, 2ND FLOOR, FLAT/OFFICE 202	035722521389									
HELLENIC AMERICAN SECURITIES S.A.				a		a	a			a
27, ΑΝΔΡΕΑ ΠΑΠΑΝΔΡΕΟΥ 27 ΜΑΡΟΥΣΙ	2103311100									
HELLENIC BANK (INVESTMENTS) LTD					a					
, ΑΥΕ.ΚΥΡΙΑΚΟΥ ΜΑΤΣΙ 31 - PO BOX 24747 NICOSIA	+357 22500100	357 22500110								
HSBC CONTINENTAL EUROPE									a	
109-111, Λ.ΜΕΣΟΓΕΙΩΝ 109-111	2106960000									
INDEX SECURITIES S.A.				a						
6, ΔΡΑΓΑΤΣΑΝΙΟΥ 6 ΑΘΗΝΑ	2103213920									
J. CHR. MAVRIKIS SECURITIES S.A.				a						
5, ΣΟΦΟΚΛΕΟΥΣ 5 ΑΘΗΝΑ	2103216730									

Athex & ATHEXClear Members List

Member Name				Stock Market			Derivatives Market		ATHEXClear Member	
	Address	Phone	Fax	Market Member	Remote Member	Market Maker	Proprietary	Market Maker	General Clearing	Direct Clearing
KAPPA SECURITIES S.A.				a			a			
15, ΒΑΛΑΟΡΙΤΟΥ 15 ΑΘΗΝΑ	2103678600									
KARAMANOF SECURITIES & INVESTMENT SERVICES S.A.				a						
2, ΠΛ.ΑΓ.ΘΕΟΔΩΡΩΝ 2 ΑΘΗΝΑ	2103212947									
LAIKI FINANCIAL SERVICES LTD					a					
26, AVE. VYRONOS NICOSIA	357 22367367	357 22718567								
LEON DEPOLAS SECURITIES S.A.				a		a	a			
1, ΧΡΗΣΤΟΥ ΛΑΔΑ 1 ΑΘΗΝΑ	2103213276 -28									
MEGA EQUITY SECURITIES & FINANCIAL SERVICES PUBLIC LTD				a	a		a			
42-44, ΛΕΩΦ.ΓΡΙΒΑ ΔΙΓΕΝΗ 42-44	0035722711711									
MERIT SECURITIES S.A				a		a	a			a
5, ΣΟΦΟΚΛΕΟΥΣ 5 ΑΘΗΝΑ	2103671880									
MERRILL LYNCH INTERNATIONAL				a						
2, 2 KING EDWARD STREET LONDON	+44 20276281000									
N. CHRYSOCHOIDIS SECURITIES S.A.				a			a			a
7-9, ΣΟΦΟΚΛΕΟΥΣ 7-9 ΑΘΗΝΑ	2103213913									
NATIONAL BANK OF GREECE S.A.				a		a	a		a	
86, ΑΙΟΛΟΥ ΣΤΡ. ΑΘΗΝΑ	(210)-3341000	(210)-3228187								
68, ΑΚΑΔΙΜΙΑΣ ΣΤΡ. ΑΘΗΝΑ	(210)-3328817	(210)-3328678								
NATIONAL SECURITIES SINGLE MEMBER SA				a		a	a	a		
66, ΛΕΩΦΟΡΟΣ ΑΘΗΝΩΝ 128-132 & ΙΦΙΓΕΝΙΑΣ ΑΘΗΝΑ	2103328784									
NUNTIUS BROKERAGE AND INVESTMENT SERVICES S.A				a						
6, ΔΡΑΓΑΤΣΑΝΙΟΥ 6 ΑΘΗΝΑ	2103350599									
ONE PLUS CAPITAL LIMITED				a	a					
, 75 PRODROMOU AVENUE NICOSIA 1307	35722873760									
OPTIMA BANK S.A.				a		a	a	a	a	
32, ΑΙΓΙΑΛΕΙΑΣ 32 & ΠΑΡΑΔΕΙΣΟΥ ΜΑΡΟΥΣΙ	2108173663									
PANCRETA BANK S.A									a	
, ΙΚΑΡΟΥ 5	2810338746									
PANTELAKIS SECURITIES S.A.				a		a	a	a		
57, ΕΘΝΙΚΗΣ ΑΝΤΙΣΤΑΣΕΩΣ 57, ΚΤΙΡΙΟ Β CHALANDRI	2106965000									
PIRAEUS BANK S.A.				a			a		a	
, ΑΜΕΡΙΚΗΣ 4 ΑΘΗΝΑ	2103335000									
PIRAEUS SECURITIES S. A.				a		a	a	a		a
10, ΣΤΑΔΙΟΥ 10 ΑΘΗΝΑ	2103354100									
PROCHOICE SECURITIES LTD				a	a					
57, ΛΕΩΦ.ΣΠΥΡΟΥ ΚΥΠΡΙΑΝΟΥ 57, ΑΚΙΝΗΤΑ Φ	035724661192									
SHARELINK SECURITIES & FINANCIAL SERVICES LTD				a			a			
6, HOUSE-ΘΕΟΤΟΚΗ 6 ΜΕΓΑΡΟ ΕΛΜΗΝΑ	+357 22554200									
SOCIETE GENERALE S.A.				a	a		a			
, 17 COURS VALMY, CEDEX	+157290504									
SOLIDUS SECURITIES S.A				a			a			a
64, ΛΟΥΙΖΗΣ ΠΙΑΝΚΟΥΡ 64 ΑΘΗΝΑ	2106900600									
ST. EM. LAVRENTAKIS SECURITIES S.A.				a			a			
7-9, ΣΟΦΟΚΛΕΟΥΣ 7-9 ΑΘΗΝΑ	2103213336									
THE CYPRUS INVESTMENT & SECURITIES CORPORATION LTD				a	a					
154, ΑΓΙΟΥ ΠΡΟΚΟΠΙΟΥ & ΠΟΣΕΙΔΩΝΟΣ 1	0035722121700									
UBS EUROPE SE				a	a					
, OPERNTURM, BOCKENHEIMER LANDSTRASSE 2-4	496921790									
UBS LIMITED					a					
1, FINSBURY AVENUE LONDON	+44 2075687135									

List of Stocks under Market Making operations

Securities	Market Maker	Start Market Making	Stock Category	Suspension Status
MLS MULTIMEDIA SA (CR)				
	PIRAEUS SECURITIES S. A.	01/08/2019		
ALPHA ETF FTSE Athex Large Cap			Exchange Traded Funds (ETFs)	
	ALPHA FINANCE INVESTMENT SERVICES SINGLE MEMBER SA	02/01/1900		
	NATIONAL SECURITIES SINGLE MEMBER SA	02/01/1900		
ADMIE (IPTO) HOLDING S.A. (CR)			Main Market	
	EUROBANK EQUITIES INVESTMENT FIRM SINGLE MEMBER SA	24/05/2021		
	HELLENIC AMERICAN SECURITIES S.A.	09/03/2020		
	PIRAEUS SECURITIES S. A.	29/06/2017		
AEGEAN AIRLINES (CR)			Main Market	
	EUROBANK EQUITIES INVESTMENT FIRM SINGLE MEMBER SA	22/09/2020		
ALPHA SERVICES HOLD (CR)			Main Market	
	ALPHA FINANCE INVESTMENT SERVICES SINGLE MEMBER SA	29/02/2016		
	EUROBANK EQUITIES INVESTMENT FIRM SINGLE MEMBER SA	22/10/2006		
	GREENPOST TRADING EUROPE LTD	12/06/2023		
	HELLENIC AMERICAN SECURITIES S.A.	25/07/2014		
	LEON DEPOLAS SECURITIES S.A.	04/01/2016		
	MERIT SECURITIES S.A	03/09/2012		
	NATIONAL SECURITIES SINGLE MEMBER SA	02/01/1900		
	PIRAEUS SECURITIES S. A.	28/05/2009		
ALPHA TRUST (CR)			Main Market	
	EUROBANK EQUITIES INVESTMENT FIRM SINGLE MEMBER SA	06/02/2023		
	LEON DEPOLAS SECURITIES S.A.	04/01/2021		
ALUMIL (CR)			Main Market	
	PIRAEUS SECURITIES S. A.	31/07/2023		
ANDROMEDA SA (CR)			Main Market	
	BETA SECURITIES S.A.	15/02/2021		
	OPTIMA BANK S.A.	03/04/2023		
ATTICA BANK S.A. (CR)			Main Market	
	EUROXX SECURITIES S.A.	22/01/2016		
	PIRAEUS SECURITIES S. A.	20/09/2017		
AUSTRIACARD (CB)			Main Market	
	BETA SECURITIES S.A.	23/03/2023		
	EUROBANK EQUITIES INVESTMENT FIRM SINGLE MEMBER SA	15/05/2023		
AUTOHELLAS SA (CR)			Main Market	
	ALPHA FINANCE INVESTMENT SERVICES SINGLE MEMBER SA	01/07/2019		
	EUROXX SECURITIES S.A.	02/07/2018		
AVAX S.A. (CR)			Main Market	
	EUROBANK EQUITIES INVESTMENT FIRM SINGLE MEMBER SA	14/12/2015		
	OPTIMA BANK S.A.	04/09/2023		
	PIRAEUS SECURITIES S. A.	01/02/2021		
AVE (CR)			Main Market	
	EUROXX SECURITIES S.A.	05/06/2020		
BRIO PROPERTIES (CR)			Main Market	
	EUROBANK EQUITIES INVESTMENT FIRM SINGLE MEMBER SA	09/09/2019		
	LEON DEPOLAS SECURITIES S.A.	22/02/2021		
CC HBC AG (CR)			Main Market	
	BETA SECURITIES S.A.	08/03/2021		
	NATIONAL SECURITIES SINGLE MEMBER SA	02/01/1900		
	PIRAEUS SECURITIES S. A.	04/05/2015		
CENERGY HOLDINGS (CB)			Main Market	
	ALPHA FINANCE INVESTMENT SERVICES SINGLE MEMBER SA	02/01/2016		
	EUROBANK EQUITIES INVESTMENT FIRM SINGLE MEMBER SA	02/01/2016		
	OPTIMA BANK S.A.	14/03/2022		
	PANTELAKIS SECURITIES S.A.	27/12/2022		
CNL CAPITAL (CR)			Main Market	
	MERIT SECURITIES S.A	01/10/2018		
DIMAND (CR)			Main Market	
	ALPHA FINANCE INVESTMENT SERVICES SINGLE MEMBER SA	08/08/2022		
	EUROBANK EQUITIES INVESTMENT FIRM SINGLE MEMBER SA	08/08/2022		
	PANTELAKIS SECURITIES S.A.	15/05/2023		
EKTER SA (CR)			Main Market	
	BETA SECURITIES S.A.	26/09/2022		
	EUROBANK EQUITIES INVESTMENT FIRM SINGLE MEMBER SA	16/10/2017		
	LEON DEPOLAS SECURITIES S.A.	21/05/2018		
ELASTRON (CR)			Main Market	
	LEON DEPOLAS SECURITIES S.A.	20/02/2017		

List of Stocks under Market Making operations

Securities	Stock Category
Market Maker	Start Market Making
ELLAKTOR (CR)	Main Market
ALPHA FINANCE INVESTMENT SERVICES SINGLE MEMBER SA	18/03/2019
EUROBANK EQUITIES INVESTMENT FIRM SINGLE MEMBER SA	01/06/2012
EUROXX SECURITIES S.A.	24/09/2018
NATIONAL SECURITIES SINGLE MEMBER SA	02/01/1900
PIRAEUS SECURITIES S. A.	22/10/2018
ELTON SA (CR)	Main Market
EUROBANK EQUITIES INVESTMENT FIRM SINGLE MEMBER SA	28/11/2022
OPTIMA BANK S.A.	30/01/2023
ELVALHALCOR (CR)	Main Market
ALPHA FINANCE INVESTMENT SERVICES SINGLE MEMBER SA	07/05/2018
BETA SECURITIES S.A.	09/01/2023
EUROBANK EQUITIES INVESTMENT FIRM SINGLE MEMBER SA	07/05/2018
ENTERSOFT (CR)	Main Market
ALPHA FINANCE INVESTMENT SERVICES SINGLE MEMBER SA	23/03/2023
EUROBANK EQUITIES INVESTMENT FIRM SINGLE MEMBER SA	22/06/2020
EUROBANK HOLDINGS (CR)	Main Market
ALPHA FINANCE INVESTMENT SERVICES SINGLE MEMBER SA	09/01/2006
EUROBANK EQUITIES INVESTMENT FIRM SINGLE MEMBER SA	01/06/2012
GREENPOST TRADING EUROPE LTD	12/06/2023
HELLENIC AMERICAN SECURITIES S.A.	25/07/2014
LEON DEPOLAS SECURITIES S.A.	30/11/2018
MERIT SECURITIES S.A	06/11/2017
NATIONAL SECURITIES SINGLE MEMBER SA	02/01/1900
PIRAEUS SECURITIES S. A.	28/09/2009
EUROCONSULTANTS S.A. (CR)	Main Market
OPTIMA BANK S.A.	01/02/2023
EYDAP S.A. (CR)	Main Market
ALPHA FINANCE INVESTMENT SERVICES SINGLE MEMBER SA	27/01/2020
EUROBANK EQUITIES INVESTMENT FIRM SINGLE MEMBER SA	10/06/2019
FOURLIS (CR)	Main Market
EUROBANK EQUITIES INVESTMENT FIRM SINGLE MEMBER SA	01/12/2016
PIRAEUS SECURITIES S. A.	06/03/2017
GEK TERNA (CR)	Main Market
BETA SECURITIES S.A.	08/03/2021
EUROBANK EQUITIES INVESTMENT FIRM SINGLE MEMBER SA	24/05/2021
PIRAEUS SECURITIES S. A.	29/08/2019
GR. SARANTIS S.A. (CR)	Main Market
BETA SECURITIES S.A.	14/05/2012
EUROBANK EQUITIES INVESTMENT FIRM SINGLE MEMBER SA	24/10/2016
HELLENIC EXCHANGES-A.S.E. (CR)	Main Market
HELLENIC AMERICAN SECURITIES S.A.	01/09/2014
NATIONAL SECURITIES SINGLE MEMBER SA	02/01/1900
PIRAEUS SECURITIES S. A.	04/05/2015
HELLENIQ ENERGY (CR)	Main Market
HELLENIC AMERICAN SECURITIES S.A.	14/09/2015
PIRAEUS SECURITIES S. A.	20/03/2017
IDEAL HOLDINGS (CR)	Main Market
EUROBANK EQUITIES INVESTMENT FIRM SINGLE MEMBER SA	07/06/2021
PIRAEUS SECURITIES S. A.	07/06/2021
INTERCONTINENTAL (CR)	Main Market
LEON DEPOLAS SECURITIES S.A.	03/06/2019
INTERLIFE G.C.I.(CR)	Main Market
BETA SECURITIES S.A.	24/10/2022
INTERWOOD-XYLEMPORIA (CR)	Main Market
EUROBANK EQUITIES INVESTMENT FIRM SINGLE MEMBER SA	05/07/2021
PANTELAKIS SECURITIES S.A.	01/07/2021
INTRAKAT (CR)	Main Market
BETA SECURITIES S.A.	04/10/2021
PANTELAKIS SECURITIES S.A.	10/10/2022
JUMBO SA (CR)	Main Market
BETA SECURITIES S.A.	01/02/2021
EUROBANK EQUITIES INVESTMENT FIRM SINGLE MEMBER SA	25/05/2020
GREENPOST TRADING EUROPE LTD	12/06/2023
MERIT SECURITIES S.A	06/11/2017
PIRAEUS SECURITIES S. A.	06/03/2017
KLOUKINAS - LAPPAS SA (CR)	Main Market
OPTIMA BANK S.A.	02/01/2023

List of Stocks under Market Making operations

Securities	Stock Category
Market Maker	Start Market Making
KRI-KRI S.A. (CR)	Main Market
EUROBANK EQUITIES INVESTMENT FIRM SINGLE MEMBER SA	07/05/2018
LEON DEPOLAS SECURITIES S.A.	16/01/2017
LAMDA DEVELOPMENT SA (CR)	Main Market
EUROBANK EQUITIES INVESTMENT FIRM SINGLE MEMBER SA	08/12/2014
PANTELAKIS SECURITIES S.A.	06/11/2017
PIRAEUS SECURITIES S. A.	29/06/2017
LAMPSA HOTEL SA (CR)	Main Market
LEON DEPOLAS SECURITIES S.A.	16/01/2017
MIG (CR)	Main Market
PIRAEUS SECURITIES S. A.	02/02/2009
MOTODYNAMICS S.A. (CR)	Main Market
OPTIMA BANK S.A.	25/08/2023
MOTOR OIL (CR)	Main Market
BETA SECURITIES S.A.	08/03/2021
EUROBANK EQUITIES INVESTMENT FIRM SINGLE MEMBER SA	22/10/2006
GREENPOST TRADING EUROPE LTD	12/06/2023
LEON DEPOLAS SECURITIES S.A.	01/04/2019
MERIT SECURITIES S.A	25/02/2019
NATIONAL SECURITIES SINGLE MEMBER SA	02/01/1900
PIRAEUS SECURITIES S. A.	04/05/2015
MPL KEDROS (CR)	Main Market
MERIT SECURITIES S.A	30/09/2022
MYTILINEOS (CR)	Main Market
ALPHA FINANCE INVESTMENT SERVICES SINGLE MEMBER SA	15/04/2019
BETA SECURITIES S.A.	11/04/2022
EUROBANK EQUITIES INVESTMENT FIRM SINGLE MEMBER SA	20/09/2017
GREENPOST TRADING EUROPE LTD	12/06/2023
MERIT SECURITIES S.A	25/02/2019
NATIONAL SECURITIES SINGLE MEMBER SA	02/01/1900
PIRAEUS SECURITIES S. A.	04/05/2015
NATIONAL BANK (CR)	Main Market
ALPHA FINANCE INVESTMENT SERVICES SINGLE MEMBER SA	09/01/2006
EUROBANK EQUITIES INVESTMENT FIRM SINGLE MEMBER SA	22/10/2006
GREENPOST TRADING EUROPE LTD	12/06/2023
HELLENIC AMERICAN SECURITIES S.A.	25/07/2014
LEON DEPOLAS SECURITIES S.A.	20/05/2015
MERIT SECURITIES S.A	03/09/2012
NATIONAL SECURITIES SINGLE MEMBER SA	02/01/1900
PIRAEUS SECURITIES S. A.	08/09/2008
OPAP (CR)	Main Market
ALPHA FINANCE INVESTMENT SERVICES SINGLE MEMBER SA	09/01/2006
BETA SECURITIES S.A.	11/04/2022
EUROBANK EQUITIES INVESTMENT FIRM SINGLE MEMBER SA	22/10/2006
GREENPOST TRADING EUROPE LTD	12/06/2023
HELLENIC AMERICAN SECURITIES S.A.	25/07/2014
MERIT SECURITIES S.A	20/03/2017
NATIONAL SECURITIES SINGLE MEMBER SA	02/01/1900
PIRAEUS SECURITIES S. A.	04/05/2015
OTE (CR)	Main Market
ALPHA FINANCE INVESTMENT SERVICES SINGLE MEMBER SA	09/01/2006
BETA SECURITIES S.A.	11/04/2022
EUROBANK EQUITIES INVESTMENT FIRM SINGLE MEMBER SA	22/10/2006
GREENPOST TRADING EUROPE LTD	12/06/2023
HELLENIC AMERICAN SECURITIES S.A.	25/07/2014
LEON DEPOLAS SECURITIES S.A.	20/04/2015
MERIT SECURITIES S.A	20/03/2017
NATIONAL SECURITIES SINGLE MEMBER SA	02/01/1900
PIRAEUS SECURITIES S. A.	08/09/2008
P.P.A. S.A. (CR)	Main Market
EUROBANK EQUITIES INVESTMENT FIRM SINGLE MEMBER SA	06/02/2019
PAPOUTSANIS (CR)	Main Market
ALPHA FINANCE INVESTMENT SERVICES SINGLE MEMBER SA	19/11/2018
BETA SECURITIES S.A.	25/11/2013
PETROPOULOS PETROS (CR)	Main Market
EUROBANK EQUITIES INVESTMENT FIRM SINGLE MEMBER SA	01/04/2019
PANTELAKIS SECURITIES S.A.	16/03/2020

List of Stocks under Market Making operations

Securities	Stock Category
Market Maker	Start Market Making
PIRAEUS FINANCIAL HOLD (CR)	Main Market
ALPHA FINANCE INVESTMENT SERVICES SINGLE MEMBER SA	15/04/2019
EUROBANK EQUITIES INVESTMENT FIRM SINGLE MEMBER SA	22/10/2006
EUROXX SECURITIES S.A.	15/02/2016
GREENPOST TRADING EUROPE LTD	12/06/2023
HELLENIC AMERICAN SECURITIES S.A.	25/07/2014
LEON DEPOLAS SECURITIES S.A.	30/11/2018
MERIT SECURITIES S.A	16/09/2013
NATIONAL SECURITIES SINGLE MEMBER SA	02/01/1900
PIRAEUS SECURITIES S. A.	16/02/2009
PPC (CR)	Main Market
ALPHA FINANCE INVESTMENT SERVICES SINGLE MEMBER SA	09/01/2006
BETA SECURITIES S.A.	01/02/2021
EUROBANK EQUITIES INVESTMENT FIRM SINGLE MEMBER SA	22/10/2006
GREENPOST TRADING EUROPE LTD	12/06/2023
HELLENIC AMERICAN SECURITIES S.A.	01/09/2014
MERIT SECURITIES S.A	06/11/2017
NATIONAL SECURITIES SINGLE MEMBER SA	02/01/1900
PIRAEUS SECURITIES S. A.	28/09/2009
PREMA (CR)	Main Market
BETA SECURITIES S.A.	01/06/2021
LEON DEPOLAS SECURITIES S.A.	05/12/2022
PANTELAKIS SECURITIES S.A.	23/12/2021
PROFILE SA (CR)	Main Market
OPTIMA BANK S.A.	03/04/2023
PANTELAKIS SECURITIES S.A.	01/07/2019
QUALITY & RELIABILITY SA (CR)	Main Market
OPTIMA BANK S.A.	03/01/2023
QUEST HOLDINGS (CR)	Main Market
BETA SECURITIES S.A.	26/03/2018
EUROBANK EQUITIES INVESTMENT FIRM SINGLE MEMBER SA	28/01/2019
REVOIL (CR)	Main Market
BETA SECURITIES S.A.	26/06/2023
SIDMA STEEL (CR)	Main Market
OPTIMA BANK S.A.	25/05/2023
SPACE HELLAS SA (CR)	Main Market
MERIT SECURITIES S.A	09/12/2022
TECHNICAL OLYMPIC SA (CR)	Main Market
OPTIMA BANK S.A.	05/07/2023
TERNA ENERGY (CR)	Main Market
EUROBANK EQUITIES INVESTMENT FIRM SINGLE MEMBER SA	24/05/2021
PIRAEUS SECURITIES S. A.	09/12/2019
THRACE PLASTICS SA (CR)	Main Market
ALPHA FINANCE INVESTMENT SERVICES SINGLE MEMBER SA	26/03/2018
EUROBANK EQUITIES INVESTMENT FIRM SINGLE MEMBER SA	26/03/2018
TITAN CEMENT (CB)	Main Market
BETA SECURITIES S.A.	01/02/2021
EUROBANK EQUITIES INVESTMENT FIRM SINGLE MEMBER SA	06/11/2019
PIRAEUS SECURITIES S. A.	18/01/2021
TZIRAKIAN PROFIL (CR)	Main Market
LEON DEPOLAS SECURITIES S.A.	19/07/2021
VIOHALCO SA/MV (CB)	Main Market
ALPHA FINANCE INVESTMENT SERVICES SINGLE MEMBER SA	11/03/2008
EUROBANK EQUITIES INVESTMENT FIRM SINGLE MEMBER SA	04/03/2014
MERIT SECURITIES S.A	17/03/2014

Underlying Asset				Derivatives Market													
Price max	Price min	Closing price	change	Delivery Month	Open price	Price max	Price min	Last price	Closing price	Last Bid	Last Ask	Fixing price*	Life high	Life low	Trades	Volume	Open Interest
FTSE/Athex Large Cap				(Trade Unit: 1 Index Point x 2E, Cash Settlement)													
2,943.64	2,891.18	2,933.29	1.37%	October 2023	2,899.00	2,940.00	2,886.25	2,932.25	2,932.25	---	---	---	3,239.25	---	277	1,221	2,085
				November 2023	2,909.00	2,929.00	2,879.00	2,929.00	2,929.00	---	---	---	3,094.00	---	7	40	335
				December 2023	---	---	---	---	2,906.00	---	---	---	---	---	---	---	---
				March 2024	---	---	---	---	2,920.75	---	---	---	---	---	---	---	---
				June 2024	---	---	---	---	2,936.50	---	---	---	---	---	---	---	---
				September 2024	---	---	---	---	2,951.00	---	---	---	---	---	---	---	---
FTSE/Athex Banks				(Trade Unit: 1 Index Point x 15E, Cash Settlement)													
927.72	908.52	918.16	0.53%	December 2023	937.00	937.00	928.00	928.00	928.00	---	---	---	1,024.75	---	3	105	1,433
				March 2024	---	---	---	---	922.00	---	---	---	---	---	---	---	---
				June 2024	---	---	---	---	927.00	---	---	---	---	---	---	---	---
				September 2024	---	---	---	---	931.50	---	---	---	---	---	---	---	---
MSCI GREECE REBASED				(Trade Unit: 1 Index Point x 2E, Cash Settlement)													
4,681.33	4,578.17	4,655.42	1.38%	October 2023	---	---	---	---	4,610.75	---	---	---	5,169.00	---	---	---	85
				November 2023	---	---	---	---	4,588.00	---	---	---	4,708.25	---	---	---	---
				December 2023	---	---	---	---	4,758.75	---	---	---	5,012.25	---	---	---	20
				January 2024	---	---	---	---	4,563.75	---	---	---	4,683.25	---	---	---	---
				February 2024	---	---	---	---	4,628.25	---	---	---	---	---	---	---	---
				March 2024	---	---	---	---	4,635.25	---	---	---	---	---	---	---	---
				June 2024	---	---	---	---	4,660.25	---	---	---	---	---	---	---	---
				September 2024	---	---	---	---	4,683.50	---	---	---	---	---	---	---	---

Derivatives notes

Fixing prices and final open positions can be retrieved from the following path <http://www.helex.gr/el/web/guest/statistics-end-of-day-derivatives>

Underlying Asset				Derivatives Market													
Price max	Price min	Closing price	change	Delivery Month	Open price	Price max	Price min	Last price	Closing price	Last Bid	Last Ask	Fixing price*	Life high	Life low	Trades	Volume	Open Interest
ADMIE (IPTO) HOLDING S.A. (CR)				(Contract Size: 100 Securities, Physical Delivery)													
2.16	2.11	2.16	1.65%	December 2023	2.11	2.14	2.11	2.14	2.14	---	---	---	2.42	---	16	334	18,916
				March 2024	---	---	---	---	2.14	---	---	---	---	---	---	---	---
				June 2024	---	---	---	---	2.16	---	---	---	---	---	---	---	---
				September 2024	---	---	---	---	2.17	---	---	---	---	---	---	---	---
AEGEAN AIRLINES (CR)				(Contract Size: 100 Securities, Physical Delivery)													
10.6	10.18	10.5	2.94%	December 2023	10.30	10.67	10.20	10.62	10.62	---	---	---	13.64	---	107	297	5,055
				March 2024	---	---	---	---	10.30	---	---	---	---	---	---	---	---
				June 2024	---	---	---	---	10.35	---	---	---	---	---	---	---	---
				September 2024	---	---	---	---	10.40	---	---	---	---	---	---	---	---
ALPHA SERVICES HOLD (CR)				(Contract Size: 100 Securities, Physical Delivery)													
1.279	1.246	1.2585	0.68%	December 2023	1.27	1.29	1.25	1.26	1.26	---	---	---	1.65	---	252	9,949	156,206
				March 2024	---	---	---	---	1.26	---	---	---	---	---	---	---	---
				June 2024	---	---	---	---	1.27	---	---	---	---	---	---	---	---
				September 2024	---	---	---	---	1.27	---	---	---	---	---	---	---	---
AUTOHELLAS SA (CR)				(Contract Size: 100 Securities, Physical Delivery)													
13.12	12.86	13.08	-0.15%	December 2023	12.99	12.99	12.99	12.99	12.99	---	---	---	14.22	---	1	4	96
				March 2024	---	---	---	---	13.22	---	---	---	---	---	---	---	---
				June 2024	---	---	---	---	13.29	---	---	---	---	---	---	---	---
				September 2024	---	---	---	---	13.36	---	---	---	---	---	---	---	---
AVAX S.A. (CR)				(Contract Size: 100 Securities, Physical Delivery)													
1.358	1.308	1.35	3.85%	December 2023	---	---	---	---	1.31	---	---	---	1.49	---	---	---	1,199
				March 2024	---	---	---	---	1.31	---	---	---	---	---	---	---	---
				June 2024	---	---	---	---	1.32	---	---	---	---	---	---	---	---
				September 2024	---	---	---	---	1.33	---	---	---	---	---	---	---	---
CC HBC AG (CR)				(Contract Size: 100 Securities, Physical Delivery)													
26.18	25.85	26.14	1.63%	December 2023	26.08	26.08	25.99	26.08	26.08	---	---	---	27.19	---	9	27	549
				March 2024	---	---	---	---	25.96	---	---	---	---	---	---	---	---
				June 2024	---	---	---	---	26.10	---	---	---	---	---	---	---	---
				September 2024	---	---	---	---	26.23	---	---	---	---	---	---	---	---
CENERGY HOLDINGS (CB)				(Contract Size: 100 Securities, Physical Delivery)													
6.6	6.49	6.57	0.46%	December 2023	6.52	6.62	6.52	6.62	6.62	---	---	---	7.22	---	2	4	5,148
				March 2024	---	---	---	---	6.60	---	---	---	---	---	---	---	---
				June 2024	---	---	---	---	6.64	---	---	---	---	---	---	---	---
				September 2024	---	---	---	---	6.67	---	---	---	---	---	---	---	---

Derivatives notes

Fixing prices and final open positions can be retrieved from the following path <http://www.helex.gr/el/web/guest/statistics-end-of-day-derivatives>

Underlying Asset				Derivatives Market													
Price max	Price min	Closing price	change	Delivery Month	Open price	Price max	Price min	Last price	Closing price	Last Bid	Last Ask	Fixing price*	Life high	Life low	Trades	Volume	Open Interest
ELLAKTOR (CR)				(Contract Size: 100 Securities, Physical Delivery)													
2.135	2.065	2.095	0.00%	December 2023	2.08	2.08	2.08	2.08	2.08	---	---	---	2.31	---	1	5	504
				March 2024	---	---	---	---	2.11	---	---	---	---	---	---	---	---
				June 2024	---	---	---	---	2.13	---	---	---	---	---	---	---	---
				September 2024	---	---	---	---	2.14	---	---	---	---	---	---	---	---
ELVALHALCOR (CR)				(Contract Size: 100 Securities, Physical Delivery)													
1.83	1.742	1.83	4.21%	December 2023	1.77	1.80	1.77	1.80	1.80	---	---	---	2.09	---	14	66	1,660
				March 2024	---	---	---	---	1.77	---	---	---	---	---	---	---	---
				June 2024	---	---	---	---	1.78	---	---	---	---	---	---	---	---
				September 2024	---	---	---	---	1.79	---	---	---	---	---	---	---	---
EUROBANK HOLDINGS (CR)				(Contract Size: 100 Securities, Physical Delivery)													
1.476	1.425	1.459	0.21%	December 2023	1.48	1.48	1.44	1.47	1.47	---	---	---	1.60	---	108	2,902	33,732
				March 2024	---	---	---	---	1.47	---	---	---	---	---	---	---	---
				June 2024	---	---	---	---	1.48	---	---	---	---	---	---	---	---
				September 2024	---	---	---	---	1.48	---	---	---	---	---	---	---	---
EYDAP S.A. (CR)				(Contract Size: 100 Securities, Physical Delivery)													
5.78	5.5	5.62	-1.06%	December 2023	5.63	5.66	5.58	5.60	5.60	---	---	---	6.52	---	7	22	2,284
				March 2024	---	---	---	---	5.73	---	---	---	---	---	---	---	---
				June 2024	---	---	---	---	5.76	---	---	---	---	---	---	---	---
				September 2024	---	---	---	---	5.79	---	---	---	---	---	---	---	---
FOURLIS (CR)				(Contract Size: 100 Securities, Physical Delivery)													
4.39	4.29	4.355	1.28%	December 2023	4.35	4.35	4.35	4.35	4.35	---	---	---	4.65	---	4	17	521
				March 2024	---	---	---	---	4.34	---	---	---	---	---	---	---	---
				June 2024	---	---	---	---	4.36	---	---	---	---	---	---	---	---
				September 2024	---	---	---	---	4.39	---	---	---	---	---	---	---	---
GEK TERNA (CR)				(Contract Size: 100 Securities, Physical Delivery)													
13.3	12.92	13.16	-0.15%	December 2023	13.25	13.29	13.00	13.29	13.29	---	---	---	13.71	---	8	29	6,139
				March 2024	---	---	---	---	13.30	---	---	---	---	---	---	---	---
				June 2024	---	---	---	---	13.38	---	---	---	---	---	---	---	---
				September 2024	---	---	---	---	13.44	---	---	---	---	---	---	---	---
HELLENIC EXCHANGES-A.S.E. (CR)				(Contract Size: 100 Securities, Physical Delivery)													
4.79	4.655	4.79	2.90%	December 2023	4.72	4.81	4.70	4.81	4.81	---	---	---	5.13	---	28	115	7,010
				March 2024	---	---	---	---	4.70	---	---	---	---	---	---	---	---
				June 2024	---	---	---	---	4.72	---	---	---	---	---	---	---	---
				September 2024	---	---	---	---	4.75	---	---	---	---	---	---	---	---

Derivatives notes

Fixing prices and final open positions can be retrieved from the following path <http://www.helex.gr/el/web/guest/statistics-end-of-day-derivatives>

Underlying Asset				Derivatives Market													
Price max	Price min	Closing price	change	Delivery Month	Open price	Price max	Price min	Last price	Closing price	Last Bid	Last Ask	Fixing price*	Life high	Life low	Trades	Volume	Open Interest
HELLENIQ ENERGY (CR)				(Contract Size: 100 Securities, Physical Delivery)													
7.6	7.37	7.41	-0.27%	December 2023	7.47	7.47	7.37	7.44	7.44	---	---	---	7.93	---	8	22	1,498
				March 2024	---	---	---	---	7.50	---	---	---	---	---	---	---	---
				June 2024	---	---	---	---	7.54	---	---	---	---	---	---	---	---
				September 2024	---	---	---	---	7.58	---	---	---	---	---	---	---	---
INTRACOM HOLDINGS (CR)				(Contract Size: 100 Securities, Physical Delivery)													
2.04	1.986	2.015	1.05%	December 2023	2.02	2.03	2.02	2.02	2.02	---	---	---	2.34	---	4	14	4,621
				March 2024	---	---	---	---	2.01	---	---	---	---	---	---	---	---
				June 2024	---	---	---	---	2.02	---	---	---	---	---	---	---	---
				September 2024	---	---	---	---	2.03	---	---	---	---	---	---	---	---
INTRAKAT (CR)				(Contract Size: 100 Securities, Physical Delivery)													
3.03	2.98	3	0.00%	December 2023	3.04	3.04	3.00	3.00	3.00	---	---	---	3.14	---	5	39	5,565
				March 2024	---	---	---	---	3.03	---	---	---	---	---	---	---	---
				June 2024	---	---	---	---	3.04	---	---	---	---	---	---	---	---
				September 2024	---	---	---	---	3.06	---	---	---	---	---	---	---	---
JUMBO SA (CR)				(Contract Size: 100 Securities, Physical Delivery)													
26.12	25.08	26	3.26%	December 2023	24.01	24.90	23.96	24.90	24.90	---	---	---	28.13	---	18	30	495
				March 2024	---	---	---	---	25.42	---	---	---	---	---	---	---	---
				June 2024	---	---	---	---	25.55	---	---	---	---	---	---	---	---
				September 2024	---	---	---	---	25.68	---	---	---	---	---	---	---	---
LAMDA DEVELOPMENT SA (CR)				(Contract Size: 100 Securities, Physical Delivery)													
6.18	5.925	6.12	2.86%	December 2023	6.01	6.15	6.01	6.15	6.15	---	---	---	6.77	---	15	69	5,211
				March 2024	---	---	---	---	6.01	---	---	---	---	---	---	---	---
				June 2024	---	---	---	---	6.04	---	---	---	---	---	---	---	---
				September 2024	---	---	---	---	6.07	---	---	---	---	---	---	---	---
MIG (CR)				(Contract Size: 100 Securities, Physical Delivery)													
3.98	3.9	3.955	-0.13%	December 2023	---	---	---	---	3.85	---	---	---	4.70	---	---	---	57
				March 2024	---	---	---	---	4.00	---	---	---	---	---	---	---	---
				June 2024	---	---	---	---	4.02	---	---	---	---	---	---	---	---
				September 2024	---	---	---	---	4.04	---	---	---	---	---	---	---	---
MOTOR OIL (CR)				(Contract Size: 100 Securities, Physical Delivery)													
24.16	23.38	23.94	0.76%	December 2023	23.60	24.10	23.50	23.56	23.56	---	---	---	24.10	---	36	288	1,194
				March 2024	---	---	---	---	23.98	---	---	---	---	---	---	---	---
				June 2024	---	---	---	---	24.11	---	---	---	---	---	---	---	---
				September 2024	---	---	---	---	24.23	---	---	---	---	---	---	---	---

Derivatives notes

Fixing prices and final open positions can be retrieved from the following path <http://www.helex.gr/el/web/guest/statistics-end-of-day-derivatives>

Underlying Asset				Derivatives Market													
Price max	Price min	Closing price	change	Delivery Month	Open price	Price max	Price min	Last price	Closing price	Last Bid	Last Ask	Fixing price*	Life high	Life low	Trades	Volume	Open Interest
MYTILINEOS (CR)				(Contract Size: 100 Securities, Physical Delivery)													
35.1	33.74	34.88	2.59%	December 2023	34.50	35.25	33.95	35.25	35.25	---	---	---	38.12	---	67	147	3,132
				March 2024	---	---	---	---	34.32	---	---	---	---	---	---	---	---
				June 2024	---	---	---	---	34.50	---	---	---	---	---	---	---	---
				September 2024	---	---	---	---	34.68	---	---	---	---	---	---	---	---
NATIONAL BANK (CR)				(Contract Size: 100 Securities, Physical Delivery)													
5.428	5.33	5.34	0.19%	December 2023	5.42	5.48	5.36	5.38	5.38	---	---	---	6.43	---	131	1,504	17,167
				March 2024	---	---	---	---	5.38	---	---	---	---	---	---	---	---
				June 2024	---	---	---	---	5.41	---	---	---	---	---	---	---	---
				September 2024	---	---	---	---	5.44	---	---	---	---	---	---	---	---
OPAP (CR)				(Contract Size: 100 Securities, Physical Delivery)													
16.06	15.55	15.86	2.26%	December 2023	14.78	15.15	14.77	14.90	14.90	---	---	---	16.20	---	16	110	2,572
				March 2024	---	---	---	---	15.66	---	---	---	---	---	---	---	---
				June 2024	---	---	---	---	15.74	---	---	---	---	---	---	---	---
				September 2024	---	---	---	---	15.82	---	---	---	---	---	---	---	---
OTE (CR)				(Contract Size: 100 Securities, Physical Delivery)													
13.86	13.58	13.82	1.77%	December 2023	13.77	13.95	13.75	13.87	13.87	---	---	---	14.02	---	23	78	7,303
				March 2024	---	---	---	---	13.71	---	---	---	---	---	---	---	---
				June 2024	---	---	---	---	13.78	---	---	---	---	---	---	---	---
				September 2024	---	---	---	---	13.85	---	---	---	---	---	---	---	---
P.P.A. S.A. (CR)				(Contract Size: 100 Securities, Physical Delivery)													
22.4	21.75	22	1.15%	December 2023	22.05	22.30	22.05	22.30	22.30	---	---	---	22.35	---	2	3	212
				March 2024	---	---	---	---	21.95	---	---	---	---	---	---	---	---
				June 2024	---	---	---	---	22.07	---	---	---	---	---	---	---	---
				September 2024	---	---	---	---	22.18	---	---	---	---	---	---	---	---
PIRAEUS FINANCIAL HOLD (CR)				(Contract Size: 100 Securities, Physical Delivery)													
2.84	2.722	2.81	1.44%	December 2023	2.81	2.86	2.76	2.81	2.81	---	---	---	3.36	---	252	5,097	58,299
				March 2024	---	---	---	---	2.80	---	---	---	---	---	---	---	---
				June 2024	---	---	---	---	2.81	---	---	---	---	---	---	---	---
				September 2024	---	---	---	---	2.83	---	---	---	---	---	---	---	---
PPC (CR)				(Contract Size: 100 Securities, Physical Delivery)													
9.625	9.4	9.5	0.00%	December 2023	9.70	9.70	9.49	9.59	9.59	---	---	---	10.69	---	44	218	21,032
				March 2024	---	---	---	---	9.59	---	---	---	---	---	---	---	---
				June 2024	---	---	---	---	9.64	---	---	---	---	---	---	---	---
				September 2024	---	---	---	---	9.69	---	---	---	---	---	---	---	---

Derivatives notes

Fixing prices and final open positions can be retrieved from the following path <http://www.helex.gr/el/web/guest/statistics-end-of-day-derivatives>

Underlying Asset				Derivatives Market													
Price max	Price min	Closing price	change	Delivery Month	Open price	Price max	Price min	Last price	Closing price	Last Bid	Last Ask	Fixing price*	Life high	Life low	Trades	Volume	Open Interest
QUEST HOLDINGS (CR)				(Contract Size: 100 Securities, Physical Delivery)													
5.67	5.46	5.58	-0.36%	December 2023	5.52	5.52	5.52	5.52	5.52	---	---	---	6.25	---	1	1	83
				March 2024	---	---	---	---	5.65	---	---	---	---	---	---	---	---
				June 2024	---	---	---	---	5.68	---	---	---	---	---	---	---	---
				September 2024	---	---	---	---	5.71	---	---	---	---	---	---	---	---
TERNA ENERGY (CR)				(Contract Size: 100 Securities, Physical Delivery)													
14.77	14.23	14.65	1.03%	December 2023	14.76	14.82	14.40	14.74	14.74	---	---	---	17.23	---	100	300	15,236
				March 2024	---	---	---	---	14.64	---	---	---	---	---	---	---	---
				June 2024	---	---	---	---	14.72	---	---	---	---	---	---	---	---
				September 2024	---	---	---	---	14.79	---	---	---	---	---	---	---	---
TITAN CEMENT (CB)				(Contract Size: 100 Securities, Physical Delivery)													
17.98	17.1	17.7	3.87%	December 2023	17.38	17.84	17.38	17.84	17.84	---	---	---	18.01	---	2	4	635
				March 2024	---	---	---	---	17.20	---	---	---	---	---	---	---	---
				June 2024	---	---	---	---	17.29	---	---	---	---	---	---	---	---
				September 2024	---	---	---	---	17.38	---	---	---	---	---	---	---	---
VIOHALCO SA/NV (CB)				(Contract Size: 100 Securities, Physical Delivery)													
5.35	5.23	5.3	0.95%	December 2023	5.37	5.42	5.29	5.33	5.33	---	---	---	6.66	---	35	176	4,915
				March 2024	---	---	---	---	5.30	---	---	---	---	---	---	---	---
				June 2024	---	---	---	---	5.33	---	---	---	---	---	---	---	---
				September 2024	---	---	---	---	5.35	---	---	---	---	---	---	---	---

Derivatives notes

Fixing prices and final open positions can be retrieved from the following path <http://www.helex.gr/el/web/guest/statistics-end-of-day-derivatives>

FTSE/Athex Large Cap

(Trade Unit: 1 Index Point x 2€ - Exercise Style: European, Cash Settlement)

Exercise Price	Call Options														Put Options																		
	October 2023							November 2023							Other Months		October 2023							November 2023							Other Months		Exercise Price
	Open price	Price max	Price min	Last price	Closing price	Volume	Open Interest	Open price	Price max	Price min	Last price	Closing price	Volume	Open Interest	Volume	Open Interest	Open price	Price max	Price min	Last price	Closing price	Volume	Open Interest	Open price	Price max	Price min	Last price	Closing price	Volume	Open Interest	Volume	Open Interest	
1,975	-	-	-	-	-	-	-	-	-	-	-	-	-	-	-	-	-	-	-	-	-	-	-	-	-	-	-	-	-	-	-	-	
2,000	-	-	-	-	-	-	-	-	-	-	-	-	-	-	-	-	-	-	-	-	-	-	-	-	-	-	-	-	-	-	-	-	2,000
2,050	-	-	-	-	-	-	-	-	-	-	-	-	-	-	-	-	-	-	-	-	-	-	-	-	-	-	-	-	-	-	-	-	2,050
2,100	-	-	-	-	-	-	-	-	-	-	-	-	-	-	-	-	-	-	-	-	-	-	-	-	-	-	-	-	-	-	-	-	2,100
2,150	-	-	-	-	-	-	-	-	-	-	-	-	-	-	-	-	-	-	-	-	-	-	-	-	-	-	-	-	-	-	-	-	2,150
2,200	-	-	-	-	-	-	-	-	-	-	-	-	-	-	-	-	-	-	-	-	-	-	-	-	-	-	-	-	-	-	-	-	2,200
2,250	-	-	-	-	-	-	-	-	-	-	-	-	-	-	-	-	-	-	-	-	-	-	-	-	-	-	-	-	-	-	-	-	2,250
2,300	-	-	-	-	-	-	-	-	-	-	-	-	-	-	-	-	-	-	-	-	-	-	-	-	-	-	-	-	-	-	-	-	2,300
2,350	-	-	-	-	-	-	-	-	-	-	-	-	-	-	-	-	-	-	-	-	-	-	-	-	-	-	-	-	-	-	-	-	2,350
2,400	-	-	-	-	-	-	-	-	-	-	-	-	-	-	-	-	-	-	-	-	-	-	-	-	-	-	-	-	-	-	-	-	2,400
2,450	-	-	-	-	-	-	-	-	-	-	-	-	-	-	-	-	-	-	-	-	-	-	-	-	-	-	-	-	-	-	-	-	2,450
2,500	-	-	-	-	-	-	-	-	-	-	-	-	-	-	-	-	-	-	-	-	-	-	-	-	-	-	-	-	-	-	-	-	2,500
2,550	-	-	-	-	-	-	-	-	-	-	-	-	-	-	-	-	-	-	-	-	-	-	-	-	-	-	-	-	-	-	-	-	2,550
2,600	-	-	-	-	-	-	-	-	-	-	-	-	-	-	-	-	-	-	-	-	-	-	-	-	-	-	-	-	-	-	-	-	2,600
2,650	0.00	0.00	0.00	-	237.00	-	-	0.00	0.00	0.00	-	243.00	-	-	-	0.00	0.00	0.00	-	4.10	-	-	0.00	0.00	0.00	-	19.75	-	-	-	-	2,650	
2,700	0.00	0.00	0.00	-	192.00	-	-	0.00	0.00	0.00	-	203.00	-	-	-	0.00	0.00	0.00	-	8.70	-	-	0.00	0.00	0.00	-	30.00	-	-	-	-	2,700	
2,750	0.00	0.00	0.00	-	150.00	-	-	0.00	0.00	0.00	-	167.00	-	-	-	0.00	0.00	0.00	-	16.75	-	-	0.00	0.00	0.00	-	43.50	-	-	-	-	2,750	
2,800	0.00	0.00	0.00	-	112.00	-	-	0.00	0.00	0.00	-	135.00	-	-	-	0.00	0.00	0.00	-	29.50	-	50	0.00	0.00	0.00	-	61.00	-	-	-	-	2,800	
2,850	0.00	0.00	0.00	-	80.50	-	-	0.00	0.00	0.00	-	106.00	-	-	-	0.00	0.00	0.00	-	47.75	-	-	0.00	0.00	0.00	-	83.00	-	-	-	-	2,850	
2,900	0.00	0.00	0.00	-	55.50	-	83	0.00	0.00	0.00	-	82.50	-	20	-	0.00	0.00	0.00	-	72.00	-	11	0.00	0.00	0.00	-	109.00	-	-	-	-	2,900	
2,950	40.00	40.00	40.00	40.00	40.00	10	8	0.00	0.00	0.00	-	62.50	-	25	-	0.00	40.00	0.00	-	103.00	-	21	0.00	0.00	0.00	-	139.00	-	40	-	-	2,950	
3,000	0.00	0.00	0.00	-	22.25	-	28	0.00	0.00	0.00	-	46.50	-	22	-	0.00	0.00	0.00	-	139.00	-	13	0.00	0.00	0.00	-	172.00	-	40	-	-	3,000	
3,050	0.00	0.00	0.00	-	13.00	-	100	49.75	49.75	49.75	49.75	49.75	1	35	-	0.00	0.00	0.00	-	180.00	-	38	0.00	0.00	0.00	-	209.00	-	20	-	-	3,050	
3,100	0.00	0.00	0.00	-	7.20	-	100	0.00	0.00	0.00	-	24.00	-	17	-	0.00	0.00	0.00	-	224.00	-	61	0.00	0.00	0.00	-	250.00	-	21	-	-	3,100	
3,150	0.00	0.00	0.00	-	3.80	-	120	0.00	0.00	0.00	-	16.75	-	3	-	0.00	0.00	0.00	-	270.00	-	101	0.00	0.00	0.00	-	292.00	-	40	-	-	3,150	
3,200	0.00	0.00	0.00	-	1.90	-	67	0.00	0.00	0.00	-	11.25	-	-	-	0.00	0.00	0.00	-	318.00	-	40	0.00	0.00	0.00	-	337.00	-	-	-	-	3,200	
3,250	0.00	0.00	0.00	-	0.88	-	21	0.00	0.00	0.00	-	7.60	-	-	-	0.00	0.00	0.00	-	367.00	-	220	0.00	0.00	0.00	-	383.00	-	-	-	-	3,250	
3,300	0.00	0.00	0.00	-	0.39	-	20	0.00	0.00	0.00	-	5.00	-	-	-	0.00	0.00	0.00	-	417.00	-	40	0.00	0.00	0.00	-	430.00	-	-	-	-	3,300	
3,350	0.00	0.00	0.00	-	0.16	-	-	0.00	0.00	0.00	-	3.20	-	-	-	0.00	0.00	0.00	-	467.00	-	-	0.00	0.00	0.00	-	478.00	-	-	-	-	3,350	
3,400	0.00	0.00	0.00	-	0.07	-	-	0.00	0.00	0.00	-	2.00	-	-	-	0.00	0.00	0.00	-	516.00	-	-	0.00	0.00	0.00	-	527.00	-	-	-	-	3,400	
3,450	0.00	0.00	0.00	-	0.03	-	-	0.00	0.00	0.00	-	1.20	-	-	-	0.00	0.00	0.00	-	566.00	-	-	0.00	0.00	0.00	-	576.00	-	-	-	-	3,450	
3,500	0.00	0.00	0.00	-	0.01	-	-	-	-	-	-	-	-	-	-	0.00	0.00	0.00	-	616.00	-	-	-	-	-	-	-	-	-	-	-	3,500	
Totals:						10	547					1	122	0	0							0	595				0	161	0	0			
Number of Trades:							1						1		0								0				0			0			

ALPHA SERVICES HOLD (CR)

(Contract Size: 100 Securities, Exercise Style: American, Physical Delivery)

Call Options														Put Options																		
October 2023							November 2023							Other Months		October 2023							November 2023							Other Months		Exercise Price
Open price	Price max	Price min	Last price	Closing price	Volume	Open Interest	Open price	Price max	Price min	Last price	Closing price	Volume	Open Interest	Volume	Open Interest	Open price	Price max	Price min	Last price	Closing price	Volume	Open Interest	Open price	Price max	Price min	Last price	Closing price	Volume	Open Interest	Volume	Open Interest	
0.750					-	-						-	-			-	-					-	-					-	-			0.008
0.800					-	-						-	-			-	-					-	-					-	-			0.008
0.850	0.000	0.000	0.000	0.401	-	-	0.000	0.000	0.000	0.402	-	-			0.000	0.000	0.000	0.001	-	-			0.000	0.000	0.000	0.001	-	-			0.009	
0.900	0.000	0.000	0.000	0.351	-	-	0.000	0.000	0.000	0.353	-	-			0.000	0.000	0.000	0.001	-	-			0.000	0.000	0.000	0.001	-	-			0.009	
0.950	0.000	0.000	0.000	0.301	-	-	0.000	0.000	0.000	0.303	-	-			0.000	0.000	0.000	0.002	-	-			0.000	0.000	0.000	0.001	-	-			0.010	
1.000	0.000	0.000	0.000	0.252	-	-	0.000	0.000	0.000	0.255	-	-			0.000	0.000	0.000	0.001	-	-			0.000	0.000	0.000	0.002	-	-			0.010	
1.100	0.000	0.000	0.000	0.157	-	-	0.000	0.000	0.000	0.164	-	-			0.000	0.000	0.000	0.005	-	-			0.000	0.000	0.000	0.011	-	-			0.011	
1.200	0.000	0.000	0.000	0.079	-	-	0.000	0.000	0.000	0.091	-	-			0.000	0.000	0.000	0.028	-	-			0.000	0.000	0.000	0.038	-	-			0.012	
1.300	0.000	0.000	0.000	0.030	-	-	0.000	0.000	0.000	0.043	-	-			0.000	0.000	0.000	0.079	-	-			0.000	0.000	0.000	0.089	-	-			0.013	
1.400	0.000	0.000	0.000	0.008	-	-	0.000	0.000	0.000	0.017	-	-			0.000	0.000	0.000	0.157	-	-			0.000	0.000	0.000	0.164	-	-			0.014	
1.500	0.000	0.000	0.000	0.002	-	-	0.000	0.000	0.000	0.006	-	-			0.000	0.000	0.000	0.251	-	-			0.000	0.000	0.000	0.253	-	-			0.015	
1.600	0.000	0.000	0.000	0.002	-	-	0.000	0.000	0.000	0.002	-	-			0.000	0.000	0.000	0.350	-	-			0.000	0.000	0.000	0.350	-	-			0.016	
1.700	0.000	0.000	0.000	0.001	-	-	0.000	0.000	0.000	0.002	-	-			0.000	0.000	0.000	0.450	-	-			0.000	0.000	0.000	0.450	-	-			0.017	
1.800	0.000	0.000	0.000	0.001	-	-	0.000	0.000	0.000	0.001	-	-			0.000	0.000	0.000	0.550	-	-			0.000	0.000	0.000	0.550	-	-			0.018	
1.900	0.000	0.000	0.000	0.001	-	-	0.000	0.000	0.000	0.001	-	-			0.000	0.000	0.000	0.650	-	-			0.000	0.000	0.000	0.650	-	-			0.019	
2.000	0.000	0.000	0.000	0.001	-	-	0.000	0.000	0.000	0.002	-	-			0.000	0.000	0.000	0.750	-	-			0.000	0.000	0.000	0.750	-	-			0.020	
2.200	0.000	0.000	0.000	0.003	-	-	0.000	0.000	0.000	0.001	-	-			0.000	0.000	0.000	0.950	-	-			0.000	0.000	0.000	0.950	-	-			0.022	
2.400	0.000	0.000	0.000	0.001	-	-					-	-			0.000	0.000	0.000	1.15	-	-						-	-			0.024		
Totals:					0	0					0	0	0	0			0	0					0	0			0	0	0	0		
Number of Trades:					0						0		0				0.00								0				0			

NATIONAL BANK (CR)

(Contract Size: 100 Securities, Exercise Style: American, Physical Delivery)

Call Options																Put Options																	
October 2023								November 2023								Other Months				October 2023						November 2023				Other Months			
Exercise Price	Open price	Price max	Price min	Last price	Closing price	Volume	Open Interest	Open price	Price max	Price min	Last price	Closing price	Volume	Open Interest	Volume	Open Interest	Open price	Price max	Price min	Last price	Closing price	Volume	Open Interest	Open price	Price max	Price min	Last price	Closing price	Volume	Open Interest	Volume	Open Interest	Exercise Price
2.600						-	-						-	-									-	-									0.026
2.800						-	-						-	-									-	-									0.028
3.000						-	-						-	-									-	-									0.030
3.200						-	-						-	-									-	-									0.032
3.400						-	-						-	-									-	-									0.034
3.600	0.000	0.000	0.000		1.73	-	-	0.000	0.000	0.000		1.74	-	-			0.000	0.000	0.000		0.001	-	-	0.000	0.000	0.000		0.001	-	-		0.036	
3.800	0.000	0.000	0.000		1.53	-	-	0.000	0.000	0.000		1.54	-	-			0.000	0.000	0.000		0.001	-	-	0.000	0.000	0.000		0.003	-	-		0.038	
4.000	0.000	0.000	0.000		1.33	-	-	0.000	0.000	0.000		1.35	-	-			0.000	0.000	0.000		0.001	-	-	0.000	0.000	0.000		0.008	-	-		0.040	
4.400	0.000	0.000	0.000		0.939	-	-	0.000	0.000	0.000		0.978	-	-			0.000	0.000	0.000		0.003	-	-	0.000	0.000	0.000		0.036	-	-		0.044	
4.800	0.000	0.000	0.000		0.566	-	-	0.000	0.000	0.000		0.654	-	-			0.000	0.000	0.000		0.031	-	-	0.000	0.000	0.000		0.111	-	-		0.048	
5.200	0.000	0.000	0.000		0.273	-	-	0.000	0.000	0.000		0.399	-	-			0.000	0.000	0.000		0.137	-	-	0.000	0.000	0.000		0.256	-	-		0.052	
5.600	0.000	0.000	0.000		0.100	-	-	0.000	0.000	0.000		0.221	-	-			0.000	0.000	0.000		0.364	-	-	0.000	0.000	0.000		0.477	-	-		0.056	
6.000	0.000	0.000	0.000		0.027	-	-	0.000	0.000	0.000		0.112	-	-			0.000	0.000	0.000		0.692	-	-	0.000	0.000	0.000		0.769	-	-		0.060	
6.400	0.000	0.000	0.000		0.005	-	-	0.000	0.000	0.000		0.052	-	-			0.000	0.000	0.000		1.07	-	-	0.000	0.000	0.000		1.11	-	-		0.064	
6.800	0.000	0.000	0.000		0.001	-	-	0.000	0.000	0.000		0.023	-	-			0.000	0.000	0.000		1.47	-	-	0.000	0.000	0.000		1.48	-	-		0.068	
7.200	0.000	0.000	0.000		0.001	-	-	0.000	0.000	0.000		0.009	-	-			0.000	0.000	0.000		1.87	-	-	0.000	0.000	0.000		1.87	-	-		0.072	
7.600	0.000	0.000	0.000		0.003	-	-	0.000	0.000	0.000		0.003	-	-			0.000	0.000	0.000		2.27	-	-	0.000	0.000	0.000		2.27	-	-		0.076	
8.000	0.000	0.000	0.000		0.001	-	-	0.000	0.000	0.000		0.001	-	-			0.000	0.000	0.000		2.67	-	-	0.000	0.000	0.000		2.67	-	-		0.080	
8.400	0.000	0.000	0.000		0.001	-	-	0.000	0.000	0.000		0.001	-	-			0.000	0.000	0.000		3.07	-	-	0.000	0.000	0.000		3.07	-	-		0.084	
Totals:						0	0					0	0	0	0	0						0	0							0	0		
Number of Trades:						0						0	0				0.00							0							0		

OPAP (CR)

(Contract Size: 100 Securities, Exercise Style: American, Physical Delivery)

Exercise Price	Call Options														Put Options														Exercise Price
	October 2023				November 2023				Other Months		October 2023				November 2023				Other Months										
	Open price	Price max	Price min	Last price	Closing price	Volume	Open Interest	Open price	Price max	Price min	Last price	Closing price	Volume	Open Interest	Volume	Open Interest	Open price	Price max	Price min	Last price	Closing price	Volume	Open Interest	Volume	Open Interest				
9.200						-	-							-	-											0.092			
9.600						-	-							-	-											0.096			
10.000	0.000	0.000	0.000		5.52	-	-	0.000	0.000	0.000		5.54	-	-		0.000	0.000	0.000		0.001	-	-		0.000	0.000	0.100			
11.000	0.000	0.000	0.000		4.52	-	-	0.000	0.000	0.000		4.54	-	-		0.000	0.000	0.000		0.001	-	-		0.000	0.000	0.110			
12.000	0.000	0.000	0.000		3.52	-	-	0.000	0.000	0.000		3.55	-	-		0.000	0.000	0.000		0.003	-	-		0.000	0.000	0.120			
13.000	0.000	0.000	0.000		2.53	-	-	0.000	0.000	0.000		2.59	-	-		0.000	0.000	0.000		0.001	-	-		0.000	0.000	0.130			
14.000	0.000	0.000	0.000		1.54	-	-	0.000	0.000	0.000		1.72	-	-		0.000	0.000	0.000		0.011	-	-		0.000	0.000	0.140			
15.000	0.000	0.000	0.000		0.672	-	10	0.000	0.000	0.000		1.01	-	-		0.000	0.000	0.000		0.144	-	-		0.000	0.000	0.150			
16.000	0.000	0.000	0.000		0.170	-	65	0.000	0.000	0.000		0.527	-	-		0.000	0.000	0.000		0.643	-	50		0.000	0.000	0.160			
17.000	0.000	0.000	0.000		0.022	-	6	0.000	0.000	0.000		0.242	-	-		0.000	0.000	0.000		1.50	-	-		0.000	0.000	0.170			
18.000	0.000	0.000	0.000		0.001	-	-	0.000	0.000	0.000		0.098	-	-		0.000	0.000	0.000		2.49	-	-		0.000	0.000	0.180			
19.000	0.000	0.000	0.000		0.001	-	-	0.000	0.000	0.000		0.034	-	-		0.000	0.000	0.000		3.49	-	-		0.000	0.000	0.190			
20.000	0.000	0.000	0.000		0.001	-	-	0.000	0.000	0.000		0.011	-	-		0.000	0.000	0.000		4.49	-	-		0.000	0.000	0.200			
22.000	0.000	0.000	0.000		0.001	-	-	0.000	0.000	0.000		0.001	-	-		0.000	0.000	0.000		6.49	-	-		0.000	0.000	0.220			
24.000	0.000	0.000	0.000		0.001	-	-	0.000	0.000	0.000		0.001	-	-		0.000	0.000	0.000		8.49	-	-		0.000	0.000	0.240			
Totals:						0	81					0	0	0	0					0	50			0	10	0	0		
Number of Trades:						0						0		0						0.00				0		0			

OTE (CR)

(Contract Size: 100 Securities, Exercise Style: American, Physical Delivery)

Call Options														Put Options																		
October 2023							November 2023							Other Months		October 2023							November 2023							Other Months		Exercise Price
Open price	Price max	Price min	Last price	Closing price	Volume	Open Interest	Open price	Price max	Price min	Last price	Closing price	Volume	Open Interest	Volume	Open Interest	Open price	Price max	Price min	Last price	Closing price	Volume	Open Interest	Open price	Price max	Price min	Last price	Closing price	Volume	Open Interest	Volume	Open Interest	
9.200	0.000	0.000	0.000	4.39	-	-	0.000	0.000	0.000	4.41	-	-				0.000	0.000	0.000	0.001	-	-	0.000	0.000	0.000	0.001	-	-				0.092	
9.600	0.000	0.000	0.000	3.99	-	-	0.000	0.000	0.000	4.01	-	-				0.000	0.000	0.000	0.001	-	-	0.000	0.000	0.000	0.001	-	-				0.096	
10.000	0.000	0.000	0.000	3.59	-	-	0.000	0.000	0.000	3.61	-	-				0.000	0.000	0.000	0.001	-	-	0.000	0.000	0.000	0.001	-	-				0.100	
11.000	0.000	0.000	0.000	2.59	-	-	0.000	0.000	0.000	2.62	-	-				0.000	0.000	0.000	0.001	-	-	0.000	0.000	0.000	0.005	-	-				0.110	
12.000	0.000	0.000	0.000	1.61	-	-	0.000	0.000	0.000	1.67	-	-				0.000	0.000	0.000	0.012	-	-	0.000	0.000	0.000	0.055	-	-				0.120	
13.000	0.000	0.000	0.000	0.739	-	5	0.000	0.000	0.000	0.877	-	-				0.000	0.000	0.000	0.143	-	-	0.000	0.000	0.000	0.262	-	-				0.130	
14.000	0.000	0.000	0.000	0.214	-	-	0.000	0.000	0.000	0.359	-	5				0.000	0.000	0.000	0.618	-	-	0.000	0.000	0.000	0.744	-	-				0.140	
15.000	0.000	0.000	0.000	0.034	-	55	0.000	0.000	0.000	0.114	-	-				0.000	0.000	0.000	1.44	-	-	0.000	0.000	0.000	1.50	-	-				0.150	
16.000	0.000	0.000	0.000	0.003	-	-	0.000	0.000	0.000	0.026	-	-				0.000	0.000	0.000	2.42	-	-	0.000	0.000	0.000	2.43	-	-				0.160	
17.000	0.000	0.000	0.000	0.001	-	-	0.000	0.000	0.000	0.005	-	-				0.000	0.000	0.000	3.42	-	-	0.000	0.000	0.000	3.42	-	-				0.170	
18.000	0.000	0.000	0.000	0.001	-	-	0.000	0.000	0.000	0.001	-	-				0.000	0.000	0.000	4.42	-	-	0.000	0.000	0.000	4.42	-	-				0.180	
19.000	0.000	0.000	0.000	0.001	-	-	0.000	0.000	0.000	0.001	-	-				0.000	0.000	0.000	5.42	-	-	0.000	0.000	0.000	5.42	-	-				0.190	
20.000					-	-					-	-									-	-					-	-				0.200
22.000					-	-					-	-									-	-					-	-				0.220
Totals:					0	60					0	5	0	5					0	0						0	0	0	0	0		
Number of Trades:					0						0		0						0.00							0		0				

PIRAEUS FINANCIAL HOLD (CR)

(Contract Size: 100 Securities, Exercise Style: American, Physical Delivery)

Call Options																Put Options																
October 2023								November 2023								Other Months		October 2023					November 2023					Other Months		Exercise Price		
Open price	Price max	Price min	Last price	Closing price	Volume	Open Interest	Open price	Price max	Price min	Last price	Closing price	Volume	Open Interest	Volume	Open Interest	Open price	Price max	Price min	Last price	Closing price	Volume	Open Interest	Open price	Price max	Price min	Last price	Closing price	Volume	Open Interest		Volume	Open Interest
0.950					-	-						-	-									-	-									0.010
1.000					-	-						-	-									-	-									0.010
1.100					-	-						-	-									-	-									0.011
1.200					-	-						-	-									-	-									0.012
1.300					-	-						-	-									-	-									0.013
1.400					-	-						-	-									-	-									0.014
1.500					-	-						-	-									-	-									0.015
1.600					-	-						-	-									-	-									0.016
1.700					-	-						-	-									-	-									0.017
1.800	0.000	0.000	0.000	0.972	-	-	0.000	0.000	0.000	0.975	-	-	0.000	0.000	0.000	0.000	0.000	0.000	0.000	0.001	-	-	0.000	0.000	0.000	0.000	0.001	-	-	0.000	0.018	
1.900	0.000	0.000	0.000	0.872	-	-	0.000	0.000	0.000	0.876	-	-	0.000	0.000	0.000	0.000	0.000	0.000	0.000	0.001	-	-	0.000	0.000	0.000	0.000	0.001	-	-	0.000	0.019	
2.000	0.000	0.000	0.000	0.772	-	-	0.000	0.000	0.000	0.777	-	-	0.000	0.000	0.000	0.000	0.000	0.000	0.000	0.001	-	-	0.000	0.000	0.000	0.000	0.001	-	-	0.000	0.020	
2.200	0.000	0.000	0.000	0.573	-	-	0.000	0.000	0.000	0.584	-	-	0.000	0.000	0.000	0.000	0.000	0.000	0.000	0.001	-	-	0.000	0.000	0.000	0.000	0.008	-	-	0.000	0.022	
2.400	0.000	0.000	0.000	0.378	-	-	0.000	0.000	0.000	0.408	-	-	0.000	0.000	0.000	0.000	0.000	0.000	0.000	0.005	-	-	0.000	0.000	0.000	0.000	0.031	-	-	0.000	0.024	
2.600	0.000	0.000	0.000	0.206	-	-	0.000	0.000	0.000	0.260	-	2	0.000	0.000	0.000	0.000	0.000	0.000	0.000	0.033	-	-	0.000	0.000	0.000	0.000	0.083	-	-	0.000	0.026	
2.800	0.000	0.000	0.000	0.086	-	-	0.000	0.000	0.000	0.150	-	-	0.000	0.000	0.000	0.000	0.000	0.000	0.113	-	5	0.000	0.000	0.000	0.000	0.173	-	-	0.000	0.028		
3.000	0.000	0.000	0.000	0.026	-	-	0.000	0.000	0.000	0.078	-	-	0.000	0.000	0.000	0.000	0.000	0.000	0.253	-	-	0.000	0.000	0.000	0.000	0.301	-	-	0.000	0.030		
3.200	0.000	0.000	0.000	0.006	-	-	0.000	0.000	0.000	0.038	-	-	0.000	0.000	0.000	0.000	0.000	0.000	0.434	-	-	0.000	0.000	0.000	0.000	0.461	-	-	0.000	0.032		
3.400	0.000	0.000	0.000	0.001	-	4	0.000	0.000	0.000	0.016	-	-	0.000	0.000	0.000	0.000	0.000	0.000	0.630	-	-	0.000	0.000	0.000	0.000	0.640	-	-	0.000	0.034		
3.600	0.000	0.000	0.000	0.001	-	-	0.000	0.000	0.000	0.007	-	-	0.000	0.000	0.000	0.000	0.000	0.000	0.830	-	-	0.000	0.000	0.000	0.000	0.832	-	-	0.000	0.036		
3.800	0.000	0.000	0.000	0.002	-	-	0.000	0.000	0.000	0.002	-	-	0.000	0.000	0.000	0.000	0.000	0.000	1.03	-	-	0.000	0.000	0.000	0.000	1.03	-	-	0.000	0.038		
4.000	0.000	0.000	0.000	0.001	-	-	0.000	0.000	0.000	0.001	-	-	0.000	0.000	0.000	0.000	0.000	0.000	1.23	-	-	0.000	0.000	0.000	0.000	1.23	-	-	0.000	0.040		
4.400	0.000	0.000	0.000	0.001	-	-	0.000	0.000	0.000	0.001	-	-	0.000	0.000	0.000	0.000	0.000	0.000	1.63	-	-	0.000	0.000	0.000	0.000	1.63	-	-	0.000	0.044		
4.800	0.000	0.000	0.000	0.004	-	-	0.000	0.000	0.000	0.001	-	-	0.000	0.000	0.000	0.000	0.000	0.000	2.03	-	-	0.000	0.000	0.000	0.000	2.03	-	-	0.000	0.048		
5.200	0.000	0.000	0.000	0.001	-	-					-	-				0.000	0.000	0.000	2.43	-	-						-	-			0.052	
Totals:					0	4					0	2	0	0							0	5					0	0	0	0		
Number of Trades:					0						0		0								0.00						0		0			

PPC (CR)

(Contract Size: 100 Securities, Exercise Style: American, Physical Delivery)

Exercise Price	Call Options														Put Options														Exercise Price				
	October 2023						November 2023						Other Months		October 2023						November 2023						Other Months						
	Open price	Price max	Price min	Last price	Closing price	Volume	Open Interest	Open price	Price max	Price min	Last price	Closing price	Volume	Open Interest	Volume	Open Interest	Open price	Price max	Price min	Last price	Closing price	Volume	Open Interest	Open price	Price max	Price min	Last price	Closing price		Volume	Open Interest	Volume	Open Interest
4.400						-	-							-	-																		0.044
4.800						-	-							-	-																		0.048
5.200						-	-							-	-																		0.052
5.600						-	-							-	-																		0.056
6.000						-	-							-	-																		0.060
6.400						-	-							-	-																		0.064
6.800						-	-							-	-																		0.068
7.200	0.000	0.000	0.000		2.31	-	-	0.000	0.000	0.000		2.33	-	-	0.000	0.000	0.000	0.000	0.001	-	-	0.000	0.000	0.000	0.000	0.006	-	-			0.072		
7.600	0.000	0.000	0.000		1.91	-	-	0.000	0.000	0.000		1.94	-	-	0.000	0.000	0.000	0.000	0.001	-	-	0.000	0.000	0.000	0.000	0.017	-	-			0.076		
8.000	0.000	0.000	0.000		1.52	-	-	0.000	0.000	0.000		1.57	-	-	0.000	0.000	0.000	0.000	0.005	-	-	0.000	0.000	0.000	0.000	0.046	-	-			0.080		
8.400	0.000	0.000	0.000		1.13	-	-	0.000	0.000	0.000		1.22	-	-	0.000	0.000	0.000	0.000	0.023	-	-	0.000	0.000	0.000	0.000	0.101	-	-			0.084		
8.800	0.000	0.000	0.000		0.785	-	5	0.000	0.000	0.000		0.917	-	-	0.000	0.000	0.000	0.000	0.075	-	112	0.000	0.000	0.000	0.000	0.193	-	-			0.088		
9.200	0.000	0.000	0.000		0.496	-	5	0.000	0.000	0.000		0.660	-	-	0.000	0.000	0.000	0.000	0.185	-	139	0.000	0.000	0.000	0.000	0.336	-	-			0.092		
9.600	0.000	0.000	0.000		0.281	-	52	0.000	0.000	0.000		0.456	-	-	0.000	0.000	0.000	0.000	0.370	-	69	0.000	0.000	0.000	0.000	0.532	-	-			0.096		
10.000	0.000	0.000	0.000		0.140	-	11	0.000	0.000	0.000		0.302	-	5	0.000	0.000	0.000	0.000	0.630	-	5	0.000	0.000	0.000	0.000	0.777	-	-			0.100		
11.000	0.000	0.000	0.000		0.015	-	64	0.000	0.000	0.000		0.086	-	-	0.000	0.000	0.000	0.000	1.51	-	10	0.000	0.000	0.000	0.000	1.56	-	-			0.110		
12.000	0.000	0.000	0.000		0.001	-	-	0.000	0.000	0.000		0.020	-	-	0.000	0.000	0.000	0.000	2.50	-	-	0.000	0.000	0.000	0.000	2.51	-	-			0.120		
13.000	0.000	0.000	0.000		0.001	-	-	0.000	0.000	0.000		0.004	-	-	0.000	0.000	0.000	0.000	3.50	-	-	0.000	0.000	0.000	0.000	3.50	-	-			0.130		
14.000	0.000	0.000	0.000		0.001	-	-	0.000	0.000	0.000		0.001	-	-	0.000	0.000	0.000	0.000	4.50	-	-	0.000	0.000	0.000	0.000	4.50	-	-			0.140		
15.000	0.000	0.000	0.000		0.001	-	-	0.000	0.000	0.000		0.001	-	-	0.000	0.000	0.000	0.000	5.50	-	-	0.000	0.000	0.000	0.000	5.50	-	-			0.150		
16.000	0.000	0.000	0.000		0.001	-	-							-	-	0.000	0.000	0.000	0.000	6.50	-	-									0.160		
Totals:						0	137					0	5	0	0					0	335				0	40	0	0					
Number of Trades:						0						0		0						0.00				0		0							

Lending Products	Underlying Title	Multilateral Transactions[1]					Bilateral Transactions[2]		Stock Borrowing through OTC (volume)[3]
		Open Interest[5]	Volume(Offered)	Average Weighted	Transactions volume	Average Weighted	Transactions Volume	Average Weighted	Transactions Volume
ADMIEBOR	ADMIE (IPTO) HOLDING S.A. (CR)	11,500	---	---	---	---	---	---	289,606
AEGNBOR	AEGEAN AIRLINES (CR)	---	---	---	---	---	---	---	166,789
ALPHABOR	ALPHA SERVICES HOLD (CR)	200	---	---	---	---	---	---	60,605,668
OTOELBOR	AUTOHELLAS SA (CR)	1,500	---	---	---	---	---	---	172,749
AVAXBOR	AVAX S.A. (CR)	---	---	---	---	---	---	---	---
EEEBOR	CC HBC AG (CR)	5,289	---	---	---	---	---	---	47,768
CENERBOR	CENERGY HOLDINGS (CB)	790	---	---	---	---	---	---	75,375
ELLAKTORBOR	ELLAKTOR (CR)	2,681	---	---	208	6.61%	---	---	47,963
ELHABOR	ELVALHALCOR (CR)	848	---	---	170	6.72%	---	---	64,887
EUROBBOR	EUROBANK HOLDINGS (CR)	16,000	---	---	---	---	---	---	34,120,608
EYDAPBOR	EYDAP S.A. (CR)	845	---	---	---	---	---	---	224,724
FFGRPBOR	FOLLI FOLLIE (CR)	---	---	---	---	---	---	---	886,279
FOYRKBOR	FOURLIS (CR)	230	---	---	---	---	---	---	11,123
GEKTERNABOR	GEK TERNA (CR)	---	---	---	---	---	---	---	3,698
SARBOR	GR. SARANTIS S.A. (CR)	1,947	---	---	---	---	---	---	71,355
EXAEBOR	HELLENIC EXCHANGES-A.S.E. (CR)	4,200	---	---	---	---	---	---	209,454
ELPEBOR	HELLENIQ ENERGY (CR)	---	---	---	---	---	---	---	308,546
INTRKBOR	INTRACOM HOLDINGS (CR)	---	---	---	---	---	---	---	---
INKATBOR	INTRAKAT (CR)	---	---	---	---	---	---	---	---
BELABOR	JUMBO SA (CR)	6,505	---	---	---	---	---	---	196,329
LAMDABOR	LAMDA DEVELOPMENT SA (CR)	400	---	---	---	---	---	---	562,454
MIGBOR	MIG (CR)	1,586	---	---	---	---	---	---	40,179
MOHBOR	MOTOR OIL (CR)	19,981	---	---	---	---	---	---	475,164
MYTILBOR	MYTILINEOS (CR)	2,351	---	---	---	---	---	---	130,633
ETEBOR	NATIONAL BANK (CR)	541	---	---	---	---	---	---	10,293,165
OPAPBOR	OPAP (CR)	2,500	---	---	100	6.10%	---	---	1,560,706
HTOBOR	OTE (CR)	1,000	---	---	---	---	---	---	1,803,393
PPABOR	P.P.A. S.A. (CR)	---	---	---	---	---	---	---	65,287
TPEIRBOR	PIRAEUS FINANCIAL HOLD (CR)	5,000	---	---	---	---	---	---	1,379,230
PPCBOR	PPC (CR)	3,000	---	---	5,200	7.82%	---	---	1,279,023
QUALBOR	QUALITY & RELIABILITY SA (CR)	---	---	---	---	---	---	---	---

Stock Lending Notes

[1] - Multilateral contracts Lending or Borrowing as per Methods 8-1, 8-2 and 8-3-3 (According to ATHEX BoD Resolution No.17)

[2] - Bilateral Contracts Lending or Borrowing as per Methods 8-3-1 and 8-3-2 (According to ATHEX BoD Resolution No.20)

[3] - The information concerning OTC Stock Borrowing Transactions is based on the statements of the Dematerialised Securities System (DSS) operators involved and refers to volumes that have been registered up until the previous working day.

[4] - Average Price (Volume weighted)

[5] - The Data concerning Open Interest before the start of trading session

Lending Products	Underlying Title	Open Interest[5]	Multilateral Transactions[1]				Bilateral Transactions[2]		Stock Borrowing through OTC (volume)[3]
			Volume(Offered)	Average Weighted	Transactions volume	Average Weighted	Transactions Volume	Average Weighted	Transactions Volume
QUESTBOR	QUEST HOLDINGS (CR)	200	---	---	159	9.75%	---	---	46,564
TENERGYBOR	TERNA ENERGY (CR)	---	---	---	---	---	---	---	262,546
TITCBOR	TITAN CEMENT (CB)	3,080	---	---	---	---	---	---	295,423
VIOBOR	VIOHALCO SA/NV (CB)	744	---	---	---	---	---	---	---

Stock Lending Notes

[1] - Multilateral contracts Lending or Borrowing as per Methods 8-1, 8-2 and 8-3-3 (According to ATHEX BoD Resolution No.17)

[2] - Bilateral Contracts Lending or Borrowing as per Methods 8-3-1 and 8-3-2 (According to ATHEX BoD Resolution No.20)

[3] - The information concerning OTC Stock Borrowing Transactions is based on the statements of the Dematerialised Securities System (DSS) operators involved and refers to volumes that have been registered up until the previous working day.

[4] - Average Price (Volume weighted)

[5] - The Data concerning Open Interest before the start of trading session

Sectors codification for listed companies

12003-	ETF	10101010	Computer Services
10101015	Software	10102030	Computer Hardware
15101010	Telecommunications Equipment	15102015	Telecommunications Services
20101010	Health Care Facilities	20101025	Health Care Services
20102010	Medical Equipment	20103015	Pharmaceuticals
30101010	Banks	30202000	Diversified Financial Services
30202010	Asset Managers & Custodians	30202015	Investment Services
30204000	Closed End Investments	30302010	Full Line Insurance
30302015	Insurance Brokers	30302025	Property and Casualty Insurance
35101010	Real Estate Holding and Development	35101015	Real Estate Services
35102000	Diversified REITs	35102030	Office REITs
40201040	Rental & Leasing Services: Consumer	40202010	Home Construction
40202015	Household Furnishings	40202020	Household Appliance
40203040	Electronic Entertainment	40204020	Clothing & Accessories
40301010	Entertainment	40301030	Publishing
40301035	Radio & TV Broadcasters	40401010	Diversified Retailers
40401020	Apparel Retailers	40401025	Home Improvement Retailers
40401030	Specialty Retailers	40501010	Airlines
40501015	Travel & Tourism	40501020	Casinos & Gambling
40501025	Hotels & Motels	45101015	Distillers & Vintners
45101020	Soft Drinks	45102010	Farming Fishing Ranching & Plantations
45102020	Food Products	45103010	Tobacco
45201010	Food Retailers & Wholesalers	45201020	Personal Products
50101010	Construction	50101020	Building Roof/Wallboard and Plumbing
50101030	Cement	50101035	Building Materials: Other
50202010	Electrical Components	50203000	Diversified Industrials
50203015	Plastics	50203030	Containers & Packaging
50204000	Machinery: Industrial	50204020	Machinery: Construction & Handling
50205010	Industrial Suppliers	50205020	Back Office Support HR & Consulting
50205030	Forms & Bulk Printing Services	50206015	Commercial Vehicles & Parts
50206030	Marine Transportation	50206060	Transportation Services
55101000	Diversified Materials	55101020	Textile Products
55102000	General Mining	55102010	Iron & Steel
55102015	Metal Fabricating	55102035	Aluminum
60101020	Oil Refining and Marketing	65101010	Alternative Electricity
65101015	Conventional Electricity	65102030	Water



ATHEX
Athens Stock Exchange

Λεωφ. Αθηνών 110 104 42 Αθήνα
110, Athinon Ave. GR 104 42 Athens
tel. (+30)210-33.66.800, fax (+30)210-33.66.101
www.athexgroup.gr