


23

Ημερήσιο Δελτίο
Συναλλακτικής Δραστηριότητας

Daily Official List
of Trading Activity

Friday, 15 September, 2023
Year: 144 Trading Day No: 176



ATHEXGROUP
Athens Exchange Group

Disclaimer:

Hellenic Exchanges-Athens Stock Exchange S.A endeavours to ensure that the data and other material ("Information") presented on the Daily Official List are accurate and complete, but it is not liable for any errors or omissions of data or /and for the accuracy, credibility, updating and completeness of the aforesaid information nor it has any liability arising directly or indirectly from the use of the above Information.

The Company is not liable for the accuracy of the data included in listed companies' announcements. Only the sender of such an announcement is fully and solely liable for any infringement of third party's rights from the content of such announcement. All contents of the Daily Official List are provided only for information purposes and do not constitute investment advice or solicitation to invest in securities or other products listed for trading on the Exchange.

You acknowledge and agree that the Company is the owner of any property rights related to any Information appearing on the Daily Official List including intellectual property rights copyright, trademarks, etc.

The above data are a property of the Hellenic Exchanges-Athens Exchange and are copyright protected. Users are forbidden to reproduce, modify, copy, sale, transmit or redistribute, by all reproduction means and methods, part or the whole of the above data, without reference to their source.

The commercial exploitation of these data is, also, forbidden by third parties. Hellenic Exchanges-Athens Exchange does not carry any responsibility, direct or indirect, derived from usage or accidental alteration of the above data when used by third parties.

Hellenic Exchanges – Athens Stock Exchange S.A.

110 Athinon Ave., 10442 Athens, Tel: (210) 33.66.800, Fax: (210) 32.13.938

www.athexgroup.gr

Thessalonica Stock Exchange Center (T.S.E.C)

16-18 Katouni Str., Thessalonica 546 25 Tel: (2310) 567.667, Fax: (2310) 530.545

Athex Members Guarantee Fund

14-16 Fidiou Str., Athens 106 78, Tel: (210) 33.04.682, Fax: (210) 33.04.155

Hellenic Republic Capital Market Commission

1 Kolokotroni Str. & 1 Stadiou Str., Athens 10562 Tel: (210) 33.77.100 Fax: (210) 33.77.173

Table of Contents

Section 1: Statistical Figures of Securities, Derivatives and Lending

Summary of Markets

Athex Indices

Analytic Figures for Athex Market's Boards and Categories

Trading Details by Athex Sectors and Financial Instruments (ETFs)

Top 10 best & worst performing Shares

Derivatives Summary

Section 2: Analytic Figures of Shares Transactions

Analytic Figures of Shares Transactions

Shares' Notes

Section 3: Figures of Securities Transactions

Securities Blocks Details

Shares Rights Details

Stock Borrowing

Forced Sales Details

Forced Sales Registered Shares

Exchange Traded Funds (ETFs) Characteristics

Section 5: Bonds traded in Fixed Income Assets Market

Convertible Corporate Bonds - Regulated Market

Non Convertible Corporate Bonds - Regulated Market

Government Bonds

Treasury Bills & Zero Coupon Government Bonds

Government Bonds Traded with the Open Outcry Method

State Banks Bonds

Section 6: Additional Infos

Athex & ATHEXClear Members List

List of Stocks under Market Making operations

Section 7: Derivatives Market Analytic Figures

Index Futures

Stock Futures

Index Options

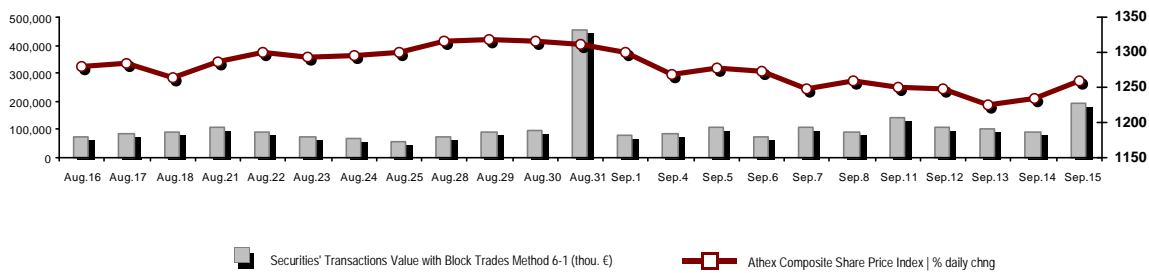
Stock Options

Stock Lending Analytic Figures

Appendix A: Sectors codification for listed companies

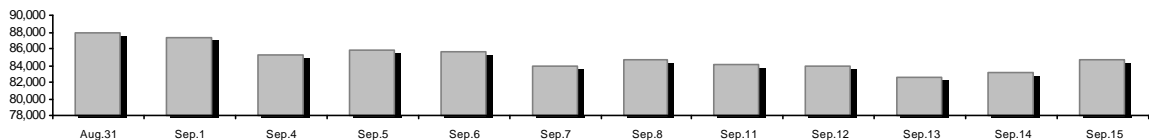
Summary of Markets

Athex Composite Share Price Index vs Shares and Derivatives Transactions Value

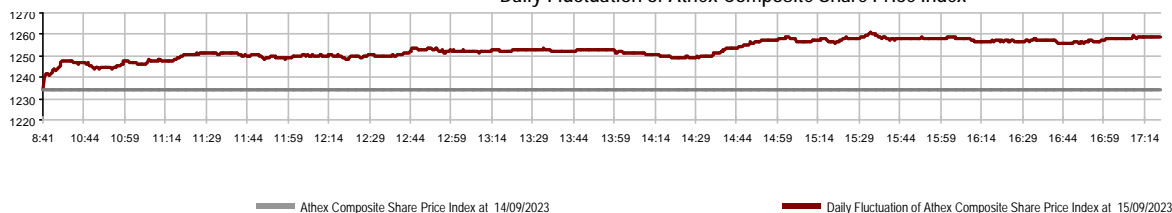


Athex Capitalisation (mill. €) **:	84,732.24		Derivatives Total Open Interest	561,241
Daily change: mill. € %	1,658.45	2.00%	in Index Futures % daily chng	5,450 5.05%
Yearly Avg Capitalisation: mill. € % chng prev year Avg	79,227.07	25.64%	in Stock Futures % daily chng	552,242 4.70%
Athex Composite Share Price Index % daily chng	1,258.58	2.01%	in Index Options % daily chng	2,205 9.00%
Athex Composite Share Price Index Capitalisation (mill. €)	77,576.73		in Stock Options % daily chng	1,344 0.37%
Daily change (mill. €)	1,608.74			
Securities' Transactions Value with Block Trades Method 6-1 (t	194,691.21		Derivatives Contracts Volume:	115,604
Daily change: %	105,855.28	119.16%	Daily change: pieces %	-80,826 -41.15%
YtD Avg Trans. Value: thou. € % chng prev year Avg	106,084.84	46.83%	YtD Avg Derivatives Contracts % chng prev year Avg	47,108 37.14%
Blocks Transactions Value of Method 6-1 (thou. €)	9,720.13		Derivatives Trades Number:	4,787
Blocks Transactions Value of Method 6-2 & 6-3 (thou. €)	1.09		Daily change: number %	-1,343 -21.91%
Bonds Transactions Value (thou.€)	976.61		YtD Avg Trades number % chng prev year Avg	2,407 17.19%
Securities' Transactions Volume with Block Trades Method 6-1 (tho	40,801.34		Lending Total Open Interest	166,097
Daily change: thou. pieces %	17,067.27	71.91%	Daily change: pieces %	23,509 16.49%
YtD Avg Volume: % chng prev year Avg	34,757.15	22.60%	Lending Volume (Multilateral/Bilateral)	65,061
Blocks Transactions Volume of Method 6-1 (thou. Pieces)	3,990.02		Daily change: pieces %	27,052
Blocks Transactions Volume of Method 6-2 & 6-3 (thou. Pieces)	0.27		Multilateral Lending	52,061
Bonds Transactions Volume	1,007,000		Bilateral Lending	13,000
Securities' Trades Number with Block Trades Method 6-1	41,124		Lending Trades Number:	33
Daily change: number %	-194	-0.47%	Daily change: %	13
YtD Avg Trades number % chng prev year Avg	36,395	23.72%	Multilateral Lending Trades Number	31
Number of Blocks Method 6-1	14		Bilateral Lending Trades Number	2
Number of Blocks Method 6-2 & 6-3	1			
Number of Bonds Transactions	157			

Athex Capitalisation (mill. €) **



Daily Fluctuation of Athex Composite Share Price Index



Athex Indices

Index name	15/09/2023	14/09/2023	pts.	%	Min	Max	Year min	Year max	Year change
Athex Composite Share Price Index	1,258.58 #	1,233.81	24.77	2.01%	1,233.81	1,261.07	929.79	1,351.68	35.36% #
Athex ESG Index	1,436.86 #	1,403.01	33.85	2.41%	1,403.01	1,440.51	1,057.52	1,541.00	35.85% #
FTSE/Athex Large Cap	3,062.45 #	2,989.67	72.78	2.43%	2,989.67	3,070.04	2,250.77	3,280.71	36.02% #
FTSE/Athex Mid Cap Index	2,055.97 #	2,018.96	37.01	1.83%	2,018.96	2,062.45	1,411.43	2,224.46	45.67% #
FTSE/ATHEX High Dividend Yield Index	3,760.69 #	3,741.11	19.58	0.52%	3,741.11	3,780.93	3,028.28	4,088.01	24.19% #
FTSE/ATHEX Global Traders Index Plus	3,902.53 #	3,826.44	76.09	1.99%	3,826.44	3,902.97	2,616.09	4,115.43	49.17% #
FTSE/ATHEX Mid & Small Cap Factor-Weighted Ind	5,540.32 #	5,496.71	43.61	0.79%	5,446.87	5,552.35	4,353.12	5,946.34	26.04% #
ATHEX Select Index Plus	4,344.86 #	4,297.91	46.95	1.09%	4,297.91	4,362.85	3,071.06	4,762.60	41.48% #
ATHEX Select Index	6,530.99 #	6,401.67	129.32	2.02%	6,401.67	6,556.66	4,343.88	7,125.71	50.35% #
FTSE/Athex Market Index	730.57 #	713.55	17.02	2.39%	713.55	732.00	539.21	780.89	35.45% #
Athex Composite Index Total Return Index	2,275.28 #	2,230.50	44.78	2.01%	2,230.50	2,279.80	1,641.17	2,440.14	38.64% #
FTSE/Athex Large Cap Total Return	5,015.52 #	4,896.32	119.20	2.43%			3,623.42	5,338.50	39.28% #
FTSE/Athex Mid Cap Total Return	2,757.91 #	2,708.26	49.65	1.83%			1,881.61	2,956.50	48.46% #
Hellenic Mid & Small Cap Index	1,873.86 #	1,840.49	33.37	1.81%	1,840.49	1,878.35	1,365.14	2,011.62	37.27% #
FTSE/Athex Banks	983.23 #	951.89	31.34	3.29%	951.89	994.76	640.09	1,117.78	53.50% #
FTSE/Athex Financial Services	1,208.18 #	1,176.06	32.12	2.73%	1,176.06	1,208.18	672.72	1,514.55	76.27% #
FTSE/Athex Industrial Goods & Services	8,451.16 #	8,011.60	439.56	5.49%	8,011.60	8,459.08	4,603.86	8,651.06	82.20% #
FTSE/Athex Retail	1,188.49 €	1,194.63	-6.14	-0.51%	1,188.49	1,215.41	901.21	1,375.58	31.88% #
FTSE/ATHEX Real Estate	4,143.33 €	4,156.88	-13.55	-0.33%	4,143.33	4,248.51	3,750.22	4,816.41	1.72% #
FTSE/Athex Consumer Goods & Services	15,391.82 #	15,219.51	172.31	1.13%	15,219.51	15,570.29	8,974.47	16,184.74	68.07% #
FTSE/Athex Food & Beverage	10,118.32 #	9,910.25	208.07	2.10%	9,910.25	10,118.32	8,101.49	11,188.59	19.51% #
FTSE/Athex Basic Resources	9,284.68 #	9,180.32	104.36	1.14%	9,180.32	9,478.21	6,463.31	10,590.89	43.07% #
FTSE/Athex Construction & Materials	4,383.47 #	4,269.23	114.24	2.68%	4,269.23	4,384.06	3,204.90	4,808.27	36.77% #
FTSE/Athex Energy	5,393.40 #	5,297.29	96.11	1.81%	5,297.29	5,393.40	4,780.16	5,856.79	7.23% #
FTSE/Athex Travel & Leisure	2,954.86 #	2,914.37	40.49	1.39%	2,914.37	2,962.48	2,196.17	3,051.18	33.27% #
FTSE/Athex Technology	3,066.93 #	2,987.29	79.64	2.67%	2,987.29	3,066.93	2,047.81	3,153.87	49.30% #
FTSE/Athex Telecommunications	3,687.44 €	3,706.58	-19.14	-0.52%	3,679.10	3,729.06	3,511.53	4,415.99	-9.44% €
FTSE/Athex Utilities	5,346.07 #	5,270.04	76.03	1.44%	5,270.04	5,389.80	4,598.77	6,190.27	16.25% #
FTSE/Athex Health Care	452.21 #	441.11	11.10	2.52%	441.11	455.17	387.42	504.88	7.95% #
FTSE/Athex Personal Products	7,816.15 #	7,784.03	32.12	0.41%	7,591.39	7,840.93	6,441.87	8,386.11	18.31% #
Athex All Share Index	296.45 #	290.64	5.81	2.00%	296.45	296.45	231.11	314.56	28.76% #
MSCI GREECE REBASED	4,866.86 #	4,736.07	130.79	2.76%	4,736.07	4,884.37	4,125.04	5,209.29	--- -
Hellenic Corporate Bond Index	125.31 #	125.26	0.05	0.04%			118.78	125.45	5.31% #
Hellenic Corporate Bond Price Index	88.51 #	88.48	0.03	0.03%			85.96	88.73	2.65% #

Note 1: FTSE/Med 100, Hellenic Corporate Bond Price Index and Hellenic Corporate Bond Index closing prices refer to the previous trading day of 13/09/2023.

Note 2: The Hellenic Mid & Small Cap Index is a Customized index calculated by the Athens Exchange.

Analytic Figures for Athex Market's Boards and Categories

	Total Traded Securities	Main Market	Surveillance	Exchange Traded Funds (ETFs)
Totals	118	111	6	1
Gain / Lose / Same:	81 / 24 / 13	77 / 23 / 11	3 / 1 / 2	1 / 0 / 0
Athex Capitalisation (mill. €) **	84,732.24	84,322.52	409.72	
Daily Average Trans/ons Value(thou.€)	106,084.84	105,840.44	243.84	45.93
Transactions Value	194,692.30	194,308.02	384.21	0.06
Main Board:	184,971.08	184,586.81	384.21	0.06
Blocks Board 6_2_3:	9,721.21	9,721.21	0.00	0.00
Forced Sales Board:	0.00	0.00	0.00	0.00
Special Terms Board:	0.00	0.00	0.00	0.00
Daily Average Transactions Volume	34,757,149	33,783,175	978,417	1,608
Transactions Volume	40,801,607	40,078,305	723,300	2
Main Board:	36,811,322	36,088,020	723,300	2
Blocks Board 6_2_3:	3,990,285	3,990,285	0	0
Forced Sales Board:	0	0	0	0
Special Terms Board:	0	0	0	0
Daily Average Number of Trades	36,395	36,177	216	3
Number of Trades	41,125	40,967	156	2
Main Board:	41,110	40,952	156	2
Blocks Board 6_2_3:	15	15	0	0
Forced Sales Board:	0	0	0	0
Special Terms Board:	0	0	0	0

Trading Details by Athex Sectors and Financial Instruments (ETFs)

Code	Sectors	Gain / Lose / Same	Number of Trades	Transactions Volume	Transactions Value	% of Total Trans. Value
3010	- Banks	5 / 0 / 1	13,053	27,726,542	60,163,311.75	30.90%
5510	- Basic Resources	10 / 2 / 2	1,667	506,106	2,141,197.05	1.10%
5010	- Construction & Materials	8 / 2 / 1	2,843	1,320,580	6,219,986.07	3.19%
4020	- Consumer Products & Services	4 / 1 / 1	2,410	528,221	12,019,560.78	6.17%
6010	- Energy	3 / 0 / 1	1,670	388,856	6,217,907.31	3.19%
12000	- Financial Instruments	1 / 0 / 0	2	2	61.14	0.00%
3020	- Financial Services	5 / 0 / 0	578	150,237	732,020.17	0.38%
4510	- Food Beverage & Tobacco	4 / 0 / 0	271	58,884	1,323,337.52	0.68%
2010	- Health Care	3 / 0 / 0	111	51,567	50,401.39	0.03%
5020	- Industrial Goods & Services	11 / 6 / 0	4,816	2,294,650	30,505,874.88	15.67%
3030	- Insurance	0 / 1 / 0	9	832	3,518.28	0.00%
4030	- Media	0 / 2 / 0	17	7,630	3,437.88	0.00%
4520	- Personal Care, Drug & Grocery Stores	2 / 0 / 1	363	91,142	609,903.83	0.31%
3510	- Real Estate	5 / 3 / 3	1,260	513,010	3,235,418.62	1.66%
4040	- Retail	4 / 1 / 1	327	142,681	494,002.74	0.25%
1010	- Technology	8 / 1 / 1	1,853	1,004,599	8,547,350.63	4.39%
1510	- Telecommunications	1 / 1 / 0	2,180	2,444,405	32,246,127.03	16.56%
4050	- Travel & Leisure	5 / 1 / 1	3,281	1,654,885	14,356,180.72	7.37%
6510	- Utilities	2 / 3 / 0	4,414	1,916,778	15,822,697.46	8.13%

Top 10 best & worst performing Shares

Main Market

With positive Price change	Closing price	change	With negative Price change	Closing price	change
DOMIKI KRITIS SA (CR)	3.27	9.73% #	MATHIOS REFRACTORY SA (CR)	1.19	-6.30% ☹
CENERGY HOLDINGS (CB)	7	6.54% #	EYDAP S.A. (CR)	6.01	-2.75% ☹
GEN. COMMERCIAL & IND.SA (CR)	1.75	6.38% #	FLEXOPACK SA (CR)	8	-2.44% ☹
UNIBIOS (CR)	1.09	6.34% #	AUTOHELLAS SA (CR)	13.16	-1.79% ☹
MYTILINEOS (CR)	37.58	5.86% #	FOURLIS (CR)	4.225	-1.40% ☹
EPSILON NET (CR)	12	5.26% #	ADMIE (IPTO) HOLDING S.A. (CR)	2.125	-1.16% ☹
EUROCONSULTANTS S.A. (CR)	1.05	5.00% #	MPLK KEDROS (CR)	2.57	-1.15% ☹
PIRAEUS FINANCIAL HOLD (CR)	2.932	4.94% #	LAMDA DEVELOPMENT SA (CR)	6.16	-1.04% ☹
INTRAKAT (CR)	3.04	4.83% #	P.P.A. S.A. (CR)	21.1	-0.94% ☹
INTRACOM HOLDINGS (CR)	2.165	4.59% #	PETROPOULOS PETROS (CR)	8.84	-0.90% ☹
			THRACE PLASTICS SA (CR)	4.42	-0.90% ☹
With the highest Transactions Value	Value (thou. €)	change	With the highest Transactions Volume	Volume	change
OTE (CR)	32,237.80	-0.53% ☹	EUROBANK HOLDINGS (CR)	10,217,942	3.22% #
PIRAEUS FINANCIAL HOLD (CR)	17,470.77	4.94% #	ALPHA SERVICES HOLD (CR)	8,987,257	2.44% #
MYTILINEOS (CR)	17,355.12	5.86% #	PIRAEUS FINANCIAL HOLD (CR)	5,989,301	4.94% #
EUROBANK HOLDINGS (CR)	15,426.74	3.22% #	NATIONAL BANK (CR)	2,530,242	3.13% #
NATIONAL BANK (CR)	14,771.59	3.13% #	OTE (CR)	2,443,350	-0.53% ☹
ALPHA SERVICES HOLD (CR)	12,464.47	2.44% #	CENERGY HOLDINGS (CB)	1,449,001	6.54% #
JUMBO SA (CR)	11,603.63	1.39% #	PPC (CR)	909,083	3.08% #
OPAP (CR)	11,000.88	1.25% #	OPAP (CR)	679,251	1.25% #
CENERGY HOLDINGS (CB)	10,096.20	6.54% #	EPSILON NET (CR)	597,401	5.26% #
PPC (CR)	8,650.26	3.08% #	INTRAKAT (CR)	476,984	4.83% #

Note: Stocks that are not included in the "Under Supervision" category, and the transactions value is more than 10,000 €.

Derivatives Summary

	Number of Trades	Volume	Open Interest
Index Futures	355	2,152	5,450
FTSE/Athex Banks	8	124	1,954
FTSE/Athex Large Cap	347	2,028	3,292
MSCI GREECE REBASED	0	0	204
Stock Futures	4,409	113,214	552,242
ADMIE (IPTO) HOLDING S.A. (CR)	90	1,597	22,106
AEGEAN AIRLINES (CR)	284	1,568	7,919
ALPHA SERVICES HOLD (CR)	575	62,630	235,064
AUTOHELLAS SA (CR)	6	62	163
AVAX S.A. (CR)	35	227	1,726
CC HBC AG (CR)	21	98	764
CENERGY HOLDINGS (CB)	78	968	6,290
ELLAKTOR (CR)	14	97	725
ELVALHALCOR (CR)	55	501	2,642
EUROBANK HOLDINGS (CR)	157	4,751	49,832
EYDAP S.A. (CR)	67	199	2,820
FOURLIS (CR)	40	173	970
GEK TERNA (CR)	121	1,447	8,487
HELLENIC EXCHANGES-A.S.E. (CR)	108	1,850	7,918
HELLENIQ ENERGY (CR)	58	206	1,737
INTRACOM HOLDINGS (CR)	140	1,498	5,500
INTRAKAT (CR)	91	1,169	6,993
JUMBO SA (CR)	9	44	257
LAMDA DEVELOPMENT SA (CR)	90	1,166	6,090
MIG (CR)	7	35	109
MOTOR OIL (CR)	73	687	1,301
MYTILINEOS (CR)	197	498	4,443
NATIONAL BANK (CR)	297	4,291	22,898
OPAP (CR)	34	125	3,980
OTE (CR)	229	1,553	12,181
P.P.A. S.A. (CR)	6	15	325
PIRAEUS FINANCIAL HOLD (CR)	735	18,679	87,951
PPC (CR)	447	4,486	26,457
QUEST HOLDINGS (CR)	8	49	136
TERNA ENERGY (CR)	219	1,175	18,254
TITAN CEMENT (CB)	22	366	792
VIOHALCO SA/NV (CB)	96	1,004	5,412
Index Options	23	238	2,205
FTSE/Athex Large Cap	23	238	2,205
Stock Options	0	0	1,344
ALPHA SERVICES HOLD (CR)	0	0	14
NATIONAL BANK (CR)	0	0	324
OPAP (CR)	0	0	187
OTE (CR)	0	0	105
PIRAEUS FINANCIAL HOLD (CR)	0	0	13
PPC (CR)	0	0	701
Total Derivatives Traded	4,787	115,604	561,241

Number of Outstanding Securities	Nominal Value	Dividends [1]			Date of Last Coupon		Note	Shares	Closing price	% change	Previous closing price/date	Open price	Price min	Price max	Last price	Avg price	Last Bid [7]	Last Ask [7]	P/E after tax	Year	Volume	Trades	Transactions Value[8]	Company Mkt Value (thou. €)	Year low	Year high	Sector[4]	
6,700,000	0.800	0.179	0.047	0.047	23/08/2023	29/05/2014	---	MILLS KEPENOS (CR)	2.28	---	2.28	14/09/2023	---	---	---	---	53@2.16	900@2.38	16.84	2022	---	---	---	15,276.00	1.93	2.7	45102020	
18,017,472	0.360	---	---	---	09/09/2022	28/08/2017	---	KTIMA KOSTAS LAZARIDIS SA (CR)	1.89	---	1.89	14/09/2023	---	---	---	---	180@1.78	450@2.00	---	---	---	---	---	34,053.02	1.55	2.06	45101015	
21,364,000	1.12	---	---	0.4	21/08/2023	08/03/2023	---	LAMPASA HOTEL SA (CR)	29.4	0.69	P 29.2	14/09/2023	29.4	29.4	29.4	29.4	100@29.00	23@29.40	---	---	77	1	2,263.80	628,101.60	20.6	29.8	40501025	
32,188,050	1.04	---	---	---	21/07/2008	20/01/2000	---	MOUZAKIS (CR)	0.655	---	0.655	14/09/2023	---	---	---	---	2000@0.645	500@0.675	---	---	---	---	---	21,083.17	0.63	0.806	55101020	
8,321,682	0.670	---	---	---	17/08/2007	23/11/1999	---	N. LEVENTERIS (CR)	0.312	---	0.312	14/09/2023	---	---	---	---	1570@0.284	1820@0.342	---	2022	---	---	---	3,451.93	0.22	0.364	55102010	
2,160,524	0.670	---	---	---	03/12/2018	23/11/1999	---	N. LEVENTERIS (PR)	0.396	---	0.396	14/09/2023	---	---	---	---	---	3535@0.416	---	2022	---	---	---	3,451.93	0.218	0.434	55102010	
6,340,000	0.600	0.134	0.17	0.1	09/12/2022	12/01/2023	---	NAKAS MUSIC	2.86	---	2.86	14/09/2023	2.58	2.58	2.9	2.9	2.77	2@2.90	478@2.90	---	---	29	10	80.34	18,132.40	2.16	2.98	40401030
10,080,000	3.00	1.42	1.5	1.45	11/05/2023	27/08/2001	---	TPA SA (CR)	24.2	0.41	P 24.1	14/09/2023	24.2	24.2	24.2	24.2	24.2	2@24.10	50@24.20	---	---	198	7	4,791.60	243,936.00	22.7	26.3	50206060
27,379,200	0.980	---	---	0.45	01/08/2023	29/08/2022	---	CRETE PLASTICS SA (CR)	15.6	-4.29	E 16.3	14/09/2023	15.4	15.4	15.7	15.6	15.612	400@15.60	100@15.90	---	---	452	5	7,056.40	427,115.52	14.7	17.9	50203015
255,494,534	2.71	0.352	0.279	0.255	16/06/2023	30/09/2021	---	PRODEA (CR)	7	---	7	14/09/2023	7	7	7	7	7	153@6.90	2@7.00	---	---	285	2	1,995.00	1,788,461.74	7	8.6	35102000
4,181,450	0.500	---	---	---	21/08/2000	05/03/2002	---	FLOUR MILLS SARANTOPOULOS SA	1.16	---	1.16	14/09/2023	---	---	---	---	---	---	---	---	---	---	---	4,850.48	0.875	1.5	45102020	

Exchange Traded Funds (ETFs)

924,675	---	---	---	---	15/06/2016	---	---	ALPHA ETF FTSE Athex Large Cap	30.69	2.81	P 29.85	14/09/2023	30.45	30.45	30.69	30.69	30.57	30@29.60	---	---	---	2	2	61.14	---	22.5	35	12003
---------	-----	-----	-----	-----	------------	-----	-----	--------------------------------	-------	------	---------	------------	-------	-------	-------	-------	-------	----------	-----	-----	-----	---	---	-------	-----	------	----	-------

Surveillance

356,314,416	0.660	---	---	---	07/07/2010	21/09/2017	5160	FRIGOGLASS SA (CR)	0.08	3.90	P 0.077	14/09/2023	0.08	0.08	0.08	0.08	0.0820000@0.077	20760@0.078	---	---	37,740	13	3,019.20	28,505.15	0.05	0.158	50204000	
65,326,268	0.530	---	---	---	04/07/2007	19/07/2006	4750	SATO SA (CR)	0.043	---	0.043	14/09/2023	0.039	0.039	0.039	0.039	0.03918345@0.039	9000@0.043	---	---	15,735	9	613.67	2,809.03	0.018	0.069	40202015	
13,191,620	0.620	---	---	---	04/08/2010	09/09/2002	5232	YALCO - CONSTANTINOU (CR)	0.206	---	0.206	14/09/2023	---	---	---	---	---	1000@0.208	---	---	---	---	---	2,717.47	0.12	0.28	40202020	
13,000,000	1.00	---	---	---	01/08/2007	07/04/2000	5093	AKRITAS SA (CR)	0.65	---	0.65	14/09/2023	---	---	---	---	---	10@0.585	---	---	---	---	---	8,450.00	0.414	0.67	50101035	
221,519,681	0.300	---	---	---	02/07/2008	28/02/2011	4957	ANEK LINES SA (CR)	0.26	-2.26	E 0.266	14/09/2023	0.26	0.26	0.26	0.26	0.2643705@0.264	5000@0.266	---	---	155,916	14	40,538.16	58,508.51	0.177	0.3	40501015	
312,163	0.300	---	---	---	02/07/2008	28/02/2011	4959	ANEK LINES SA (PR, issue '90)	0.072	---	0.072	14/09/2023	---	---	---	---	39930@0.079	---	---	---	---	---	---	58,508.51	0.072	0.086	40501015	
2,969,713	0.300	---	---	---	02/07/2008	28/02/2011	4958	ANEK LINES SA (PR, issue '96)	0.3	---	0.3	14/09/2023	---	---	---	---	---	65@0.300	---	---	---	---	---	58,508.51	0.173	0.38	40501015	
17,579,754	4.16	---	---	---	18/08/2006	02/08/2010	---	BIOTER SA (CR)	0.264	---	0.264	14/09/2023	---	---	---	---	1300@0.270	6220@0.290	---	---	---	---	---	4,641.06	0.198	0.398	50101010	
54,654,600	0.050	---	---	---	01/07/1998	30/12/2022	5275	VIS SA (CR)	0.322	---	0.322	14/09/2023	---	---	---	---	5000@0.300	3315@0.320	---	2022	---	---	---	17,598.78	0.136	0.378	50203030	
51,754,364	0.300	---	---	---	23/12/2003	24/01/2007	5197	SELECTED TEXT. IND. ASSOC (CR)	0.14	---	0.14	14/09/2023	0.14	0.14	0.14	0.14	0.14	5700@0.132	4550@0.140	---	---	4,000	2	560.00	7,245.61	0.11	0.202	55101020
371,337,000	0.300	---	---	---	30/05/2013	01/07/2022	---	INTRALOT (CR)	0.66	1.54	P 0.65	14/09/2023	0.655	0.655	0.66	0.66	0.659	4478@0.660	30000@0.670	---	---	509,463	107	335,779.33	245,082.42	0.565	0.765	40501020
15,842,391	1.51	---	---	---	15/07/2009	12/05/2000	5141	BITROS HOLDING SA (CR)	0.5	---	0.5	14/09/2023	---	---	---	---	---	500@0.450	4000@0.545	---	---	---	---	---	7,921.20	0.376	0.82	55102010
24,319,250	0.300	---	---	---	09/07/2002	04/07/2007	5165	PROODEFTIKH SA (CR)	0.5	---	0.5	14/09/2023	---	---	---	---	---	---	2990@0.500	---	---	---	---	---	12,159.63	0.4	0.6	50101010
28,438,268	0.070	---	---	---	21/08/2006	24/11/1999	5253	SPIROYR AGRICULTURE SA (CR)	0.2	---	0.2	14/09/2023	---	---	---	---	---	---	2899@0.220	---	---	---	---	---	5,687.65	0.144	0.24	45102010
1,011,000	1.00	---	---	---	01/07/2004	11/12/2012	5193	TRIA ALFA SA (CR)	8.3	3.75	P 8	14/09/2023	8.3	8.3	8.3	8.3	8.3	5@8.20	100@8.70	63.57	2022	446	11	3,701.80	8,391.30	7.6	16.9	55101020

Suspension Status

66,948,210	0.300	---	---	---	22/09/2015	22/09/2015	5179	FOLLI FOLLIE (CR)	4.8	---	4.8	24/05/2018	---	---	---	---	---	---	---	---	---	---	---	---	321,351.41	4.8	4.8	40401030
12,417,000	0.310	---	---	---	27/08/2019	28/08/2017	5233	MLS MULTIMEDIA SA (CR)	0.57	---	0.57	12/05/2020	---	---	---	---	---	---	---	---	---	---	---	---	7,077.69	0.57	0.57	10101015
6,330,002	0.300	---	---	---	25/06/2002	15/03/2019	5278	VARVARESSOS (CR)	0.24	---	0.24	02/05/2023	---	---	---	---	---	---	---	---	---	---	---	---	1,519.20	0.16	0.25	55101020
3,961,300	1.28	---	---	---	29/06/2004	03/08/2000	5248	DUROS SA (CR)	0.25	---	0.25	24/04/2023	---	---	---	---	---	---	---	---	---	---	---	---	990.33	0.2	0.3	40204020
7,085,888	1.59	---	---	---	02/07/1996	06/09/2010	5216	ELVIEMEK (CR)	2.6	---	2.6	30/09/2019	---	---	---	---	---	---	---	---	---	---	---	---	18,423.31	2.6	2.6	35101010
7,125,216	0.650	---	---	---	01/07/2005	14/12/1999	4955	KRE.KA SA (CR)	0.28	---	0.28	06/04/2023	---	---	---	---	---	---	---	---	---	---	---	---	1,995.06	0.17	0.43	45102010
7,734,375	1.00	---	---	---	09/07/2007	07/01/2011	5277	LIVANIS SA (CR)	0.125	---	0.125	28/04/2023	---	---	---	---	---	---	---	---	---	---	---	---	966.80	0.12	0.18	40301030

Shares' Notes

Code	Note text
()	- Adjusted dividends.
*	- Last adjusted closing price.
[1]	- Net dividends.
[2]	- The "Date of Last Coupon" for New listings refers to the date company's stocks started to trade in Athex
[3]	- The Company Market Value is referred to the number of outstanding shares
[4]	- Sectors codification can be found in Appendix A
[5]	- The Market Value refers to the total number of shares listed (including their several classes) in the exchange by the company.
[6]	- P/E greater than 100
[7]	- Last view of the Order Book before the end of the trading session
[8]	- All Blocks Methods' Transactions Value are included.
4750	- Transfer to the Under Surveillance Category from 8/4/2011.
4955	- Transfer to the Surveillance Category as from 5/4/2013.
4957	- Transfer to the Surveillance Category as from 5/4/2013.
4958	- Transfer to the Surveillance Category as from 5/4/2013.
4959	- Transfer to the Surveillance Category as from 5/4/2013.
5093	- Transfer to the Surveillance Category as of 8/4/2015.
5141	- Transfer to the Surveillance Category as of 10/05/2017.
5160	- Transfer to the Surveillance Category as of 15/04/2016.
5165	- Transfer to the Surveillance Category as of 15/02/2018.
5179	- Suspension of trading as of 25/05/2018.
5193	- Transfer to the Surveillance Category as of 25/10/2018.
5197	- Transfer to the Surveillance Category as of 07/11/2018.
5216	- Suspension of trading as of 01/10/2019.
5232	- Transfer to the Under Surveillance Category from 08/04/2011.
5233	- Suspension of trading as of 13/05/2020.
5248	- Transfer to the Surveillance Category as of 06/09/20116.
5253	- Transfer to the Surveillance Category as of 14/5/2021.
5275	- Transfer to the Surveillance Category as of 09/07/2020.
5277	- Suspension of trading as of 02/05/2023.
5278	- Suspension of trading as of 03/05/2023.

Securities Blocks Details

Securities	Block Volume	Price	Block Trade Value	Time of approval	Note
NATIONAL BANK (CR)	103,384	5.82	601,694.88	11:21:56	20
EUROBANK HOLDINGS (CR)	1,880,179	1.50	2,820,268.50	11:24:11	20
EPSILON NET (CR)	13,204	11.62	153,430.48	11:59:15	20
HELLENIQ ENERGY (CR)	30,000	7.52	225,600.00	14:40:13	20
INTRAKAT (CR)	150,000	2.96	444,000.00	14:50:20	20
EUROBANK HOLDINGS (CR)	944,850	1.51	1,422,944.10	14:58:22	20
NATIONAL BANK (CR)	97,000	5.85	567,450.00	15:05:20	20
NATIONAL BANK (CR)	55,000	5.90	324,500.00	15:27:11	20
EPSILON NET (CR)	30,000	11.56	346,800.00	15:34:57	20
EUROBANK HOLDINGS (CR)	212,000	1.51	320,544.00	16:34:19	20
MIG (CR)	266	4.08	1,085.28	16:38:51	18
PIRAEUS FINANCIAL HOLD (CR)	355,288	2.94	1,044,546.72	17:00:06	20
OTE (CR)	49,105	13.18	647,203.90	17:10:31	20
TERNA ENERGY (CR)	20,009	16.20	324,145.80	17:11:03	20
PPC (CR)	50,000	9.54	477,000.00	17:13:14	20

Blocks Notes

9 - Method 6-1 / Special Fees

10 - Method 6-1 / Special Fees, SDS

14 - Method 6-3 / Settlement, Incomplete Buy and Sell

18 - Method 6-2 / SPOT 1

19 - Method 6-2 / SPOT 2

20 - Method 6-1 and Method 6-1 Same Day Settlement

21 - Other Pre-agreed

Shares Rights Details

Occured date	Exercise from	Exercise until	Trading until	Rights	Price min	Price max	Closing price	Last Bid	Last Ask	Volume	Trades	Transactions Value
--------------	---------------	----------------	---------------	--------	-----------	-----------	---------------	----------	----------	--------	--------	--------------------

No Rights Transactions.

Forced Sales Details

Securities	Category of Security	Transactions Volume	Number of Trades	Transactions Value	Note
No Forced Transactions.					

Forced Sales Notes

- 1 - Compulsory Public Forced Sales
- 2 - Forced Sales of Fixed Registered Shares
- 3 - Forced Sales of Remaining Fractional Shares

Exchange Traded Funds (ETFs) Characteristics

	Transactions Date (T)	Creation / Redemption	Units (T-1)	New Units (T-1)	Redemption Units (T-1)	Units (T) [1]	Fund Assets [2]	Net Unit Price	Dividend per Unit	Dividend Date
ALPHA ETF FTSE Athex Large Cap	15/09/2023	5,000	924,675	---	---	924,675	27,706,550.00	29.9636	0.62	03/07/2023

ETFs Notes

[1] - Units (T) = Units (T-1) + New Units (T-1) - Redemption Units (T-1)

[2] - The Creation / Redemption Units of T-1 are included.

Non Convertible Corporate Bonds - Regulated Market

Num Listed Bonds	Nominal price	Issue price	Today's Rate	Exp. Date	Duration (years)	Note	Coupon		Trading Unit	Corporate Bonds	Accrued Int.	Yield.T.Mat	Price min	Price max	Closing price	Previous closing price/date	Volume	Transactions Value	Last order		Date	ear min	Year max	
							Common	Preferred											Price	Buy / Sell				
100,000	1,000.00	1,000.00	2.95	11/02/2027	5	---	4	---	1	SAFE BULKERS PARTICIPATIONS PLC (Non Convertible)	3.1958	5.2800	92.2500	92.8500	92.4500	93.2990	14/09/2023	8,000	7,421.57	92.1200	B	15/09/2023	89.9269	97.9500
320,000	1,000.00	1,000.00	3.40	21/07/2027	7	---	7	---	1	LAMDA DEVELOPMENT S.A. (Non Convertible)	5.6667	5.0590	92.1000	92.8500	92.7990	92.2000	14/09/2023	16,000	14,869.63	92.0000	B	15/09/2023	91.4001	95.5000
200,000	1,000.00	1,000.00	2.10	27/10/2027	7	---	6	---	1	O.P.A.P. S.A. (Non Convertible)	8.4583	4.0210	91.7013	92.2500	92.2500	92.1930	14/09/2023	3,000	2,781.90	91.7013	B	15/09/2023	91.3710	95.4000
200,000	1,000.00	1,000.00	1.90	23/03/2028	7	---	5	---	1	MOTOR OIL CORINTH REFINERIES SA (Non Convertible)	9.5000	4.0330	90.5000	91.0000	91.0000	91.0000	14/09/2023	3,000	2,748.50	91.0000	B	15/09/2023	87.5500	92.6000
100,000	1,000.00	1,000.00	2.70	25/05/2026	5	---	5	---	1	COSTAMARE PARTICIPATIONS PLC (Non Convertible)	8.7750	4.4720	95.0000	95.0000	95.0000	93.9600	14/09/2023	1,000	958.78	94.0000	B	15/09/2023	92.1400	97.0000
300,000	1,000.00	1,000.00	2.30	20/07/2028	7	---	5	---	1	PRODEA REIC S.A.(Non Convertible)	3.8972	5.3780	86.8000	87.1000	86.9800	87.0500	14/09/2023	8,000	6,987.18	86.6000	B	15/09/2023	82.0100	89.1000
150,000	1,000.00	1,000.00	2.65	22/10/2026	5	---	4	---	1	CPLP SHIPPING HOLDINGS PLC (Non Convertible)	10.8944	5.0840	92.5000	92.7000	92.6933	92.6480	14/09/2023	104,000	97,534.02	92.6000	B	15/09/2023	92.5000	96.0000
250,000	1,000.00	1,000.00	2.45	16/11/2028	7	---	4	---	1	ELVALHALCOR S.A. (Non Convertible)	8.5750	5.2910	87.1752	88.8399	87.3429	88.2670	14/09/2023	51,000	45,112.69	87.1752	B	15/09/2023	85.6375	92.0000
500,000	1,000.00	1,000.00	2.75	03/07/2027	7	---	7	---	1	GEK TERNA S.A. (Non Convertible)	5.9583	4.6600	92.0000	92.7000	92.4030	92.3190	14/09/2023	15,000	13,949.83	92.0000	B	15/09/2023	86.8000	94.4535
300,000	1,000.00	1,000.00	2.30	14/12/2028	7	---	4	---	1	GEK TERNA S.A. (Non Convertible)	6.1972	5.4710	85.0200	86.5000	86.0000	86.1190	14/09/2023	34,000	29,264.06	85.5001	B	15/09/2023	82.1339	90.3500
175,000	1,000.00	1,000.00	3.40	26/07/2024	5	---	9	---	1	ATTICA HOLDINGS S.A. (Non Convertible)	5.1944	4.6290	97.5001	98.9000	98.4107	97.6510	14/09/2023	28,000	27,700.45	97.9000	B	15/09/2023	96.6179	99.4500
230,000	1,000.00	1,000.00	4.70	12/07/2029	7	---	3	---	1	LAMDA DEVELOPMENT S.A. (Non convertible)	9.0083	4.5110	99.4000	100.0000	99.7000	99.1000	14/09/2023	157,000	158,096.25	99.3000	B	15/09/2023	94.9889	101.0000
100,000	1,000.00	1,000.00	4.40	26/07/2029	7	---	3	---	1	CPLP SHIPPING HOLDINGS PLC (Non Convertible)	6.7222	4.4120	98.8889	98.8889	98.8889	97.7760	14/09/2023	1,000	995.61	98.0010	B	15/09/2023	97.2369	100.8000
200,000	1,000.00	1,000.00	3.60	12/03/2026	7	---	10	---	1	AEGEAN AIRLINES S.A. (Non Convertible)	0.7000	4.4520	96.3600	96.6000	96.4000	96.4610	14/09/2023	155,000	149,531.50	96.3601	B	15/09/2023	95.6301	98.9000
150,000	1,000.00	1,000.00	2.60	22/10/2026	7	---	8	---	1	TERNA ENERGY FINANCE S.A. (Non Convertible)	10.6889	4.9830	92.1213	92.1213	92.1213	92.6740	13/09/2023	4,000	3,727.61	92.1510	B	15/09/2023	92.1213	95.7400
100,000	1,000.00	1,000.00	2.80	25/01/2027	5	---	4	---	1	PREMIA S.A. (Non Convertible)	4.3556	4.9970	88.5400	92.9200	92.9200	92.3900	12/09/2023	10,000	9,094.68	90.3406	B	15/09/2023	87.6862	95.9899
500,000	1,000.00	1,000.00	4.00	10/07/2030	7	---	1	---	1	MYTILINEOS S.A. (Non Convertible)	7.8889	4.0400	99.6200	99.9000	99.6200	99.6880	14/09/2023	46,000	46,221.66	99.6200	B	15/09/2023	99.5000	100.0700
120,000	1,000.00	1,000.00	3.95	04/04/2025	7	---	11	---	1	GEK TERNA S.A. (Non Convertible)	18.4333	4.1300	98.0000	98.5000	98.4000	98.4290	14/09/2023	325,000	326,045.77	97.9500	B	15/09/2023	97.5523	100.5000

Corporate Bonds Notes

Transactions Volume = (Pieces) * (Nominal Price). Transactions Value = (Pieces) * (Nominal Price) * (price %) + (Accrued interest).

The price of a Bond is stated as a percentage (%) of Bond's Nominal Price.

Nominal Price in Euros (€), except if it is noted differently.

Non Convertible Corporate Bonds - Regulated Market

Num Listed Bonds	Nominal price	Issue price	Today's Rate	Exp. Date	Duration (years)	Note	Coupon		Trading Unit	Corporate Bonds	Accrued Int.	Yield.T.Mat	Price min	Price max	Closing price	Previous closing price/date	Volume	Transactions Value	Last order			ear min	Year max	
							Common	Preferred											Price	Buy / Sell	Date			
120,000	1,000.00	1,000.00	2.65	06/12/2028	7	---	4	---	1	NOVAL PROPERTY REIC (Non Convertible)	7.7292	5.5010	87.2200	88.2399	87.2201	87.5600	14/09/2023	38,000	33,566.71	87.2500	B	15/09/2023	84.3700	91.9500

Corporate Bonds Notes

Transactions Volume = (Pieces) * (Nominal Price). Transactions Value = (Pieces) * (Nominal Price) * (price %) + (Accrued interest).

The price of a Bond is stated as a percentage (%) of Bond's Nominal Price.

Nominal Price in Euros (€), except if it is noted differently.

Government Bonds

Number Listed Bonds	Nominal price	Today's Rate	Accrued Interest Calc	Exp. Date [1]	Duration (years)	Note	Coupons Date	Curr. coupon value	Trading Unit	Government Bonds	Price min	Price max	Closing price	Previous closing price/date	Volume	Transactions Value	Price	Last order Buy / Sell	Date
4,500,000	1,000.00	1.88	Actual/Actual	04/02/2035	15	---	04/02	1.88	1	GGB-FXD-040235-15Y-1.875-1.000	---	---	---	---	---	---	---	---	---
1,805,793	1,000.00	3.45	Actual/Actual	02/04/2024	5	---	02/04	3.45	1	GGB-FXD-020424-05Y-3.450-1.000	---	---	---	---	---	---	---	---	---
6,000,000	1,000.00	0.75	Actual/Actual	18/06/2031	10	---	18/06	0.75	1	GGB-FXD-180631-10Y-0.750-1.000	---	---	---	---	---	---	---	---	---
2,750,000	1,000.00	3.88	Actual/Actual	15/06/2028	5	---	15/06	3.88	1	GGB-FXD-150628-05Y-3.875-1.000	---	---	---	---	---	---	---	---	---
5,962,747,327	1.00	3.75	Actual/Actual	30/01/2028	10	---	/02 - 01/02 - 31/	3.75	1	GGB-FXD-300128-10Y-3.750-1.000	---	---	---	85.4610 13/07/2018	---	---	1.0000	B	28/11/2018
7,067,309,386	1.00	3.90	Actual/Actual	30/01/2033	15	---	/02 - 01/02 - 31/	3.90	1	GGB-FXD-300133-15Y-3.900-1.000	---	---	---	78.6730 13/07/2018	---	---	1.0000	B	28/11/2018
5,622,848,349	1.00	4.00	Actual/Actual	30/01/2037	19	---	/02 - 01/02 - 31/	4.00	1	GGB-FXD-300137-19Y-4.000-1.000	---	---	---	77.0370 13/07/2018	---	---	1.0000	B	28/11/2018
5,476,770,669	1.00	4.20	Actual/Actual	30/01/2042	24	---	/02 - 01/02 - 31/	4.20	1	GGB-FXD-300142-24Y-4.200-1.000	---	---	---	77.7640 13/07/2018	---	---	1.0000	B	28/11/2018
48,794,718	1.00	4.30	Actual/Actual	24/02/2024	12	---	24/02	4.30	1	GGB-FXD-240224-12Y-2.000-1.000	---	---	---	10.0000 22/06/2015	---	---	---	---	---
40,248,141	1.00	4.30	Actual/Actual	24/02/2025	13	---	24/02	4.30	1	GGB-FXD-240225-13Y-2.000-1.000	---	---	---	10.0000 22/06/2015	---	---	---	---	---
59,586,043	1.00	4.30	Actual/Actual	24/02/2026	14	---	24/02	4.30	1	GGB-FXD-240226-14Y-2.000-1.000	---	---	---	10.0000 22/06/2015	---	---	---	---	---
41,118,344	1.00	4.30	Actual/Actual	24/02/2027	15	---	24/02	4.30	1	GGB-FXD-240227-15Y-2.000-1.000	---	---	---	10.0000 22/06/2015	---	---	---	---	---
45,137,734	1.00	4.30	Actual/Actual	24/02/2028	16	---	24/02	4.30	1	GGB-FXD-240228-16Y-2.000-1.000	---	---	---	10.0000 22/06/2015	---	---	---	---	---
61,768,888	1.00	4.30	Actual/Actual	24/02/2029	17	---	24/02	4.30	1	GGB-FXD-240229-17Y-2.000-1.000	---	---	---	10.0000 22/06/2015	---	---	---	---	---
54,567,744	1.00	4.30	Actual/Actual	24/02/2030	18	---	24/02	4.30	1	GGB-FXD-240230-18Y-2.000-1.000	---	---	---	10.0000 22/06/2015	---	---	---	---	---
37,541,515	1.00	4.30	Actual/Actual	24/02/2031	19	---	24/02	4.30	1	GGB-FXD-240231-19Y-2.000-1.000	---	---	---	10.0000 22/06/2015	---	---	---	---	---
37,558,317	1.00	4.30	Actual/Actual	24/02/2032	20	---	24/02	4.30	1	GGB-FXD-240232-20Y-2.000-1.000	---	---	---	10.0000 22/06/2015	---	---	---	---	---
37,473,732	1.00	4.30	Actual/Actual	24/02/2033	21	---	24/02	4.30	1	GGB-FXD-240233-21Y-2.000-1.000	---	---	---	10.0000 22/06/2015	---	---	---	---	---
33,888,293	1.00	4.30	Actual/Actual	24/02/2034	22	---	24/02	4.30	1	GGB-FXD-240234-22Y-2.000-1.000	---	---	---	10.0000 22/06/2015	---	---	---	---	---
35,177,800	1.00	4.30	Actual/Actual	24/02/2035	23	---	24/02	4.30	1	GGB-FXD-240235-23Y-2.000-1.000	---	---	---	10.0000 22/06/2015	---	---	---	---	---
35,547,268	1.00	4.30	Actual/Actual	24/02/2036	24	---	24/02	4.30	1	GGB-FXD-240236-24Y-2.000-1.000	---	---	---	10.0000 22/06/2015	---	---	---	---	---
40,246,306	1.00	4.30	Actual/Actual	24/02/2037	25	---	24/02	4.30	1	GGB-FXD-240237-25Y-2.000-1.000	---	---	---	10.0000 22/06/2015	---	---	---	---	---
37,643,952	1.00	4.30	Actual/Actual	24/02/2038	26	---	24/02	4.30	1	GGB-FXD-240238-26Y-2.000-1.000	---	---	---	10.0000 22/06/2015	---	---	---	---	---
36,977,100	1.00	4.30	Actual/Actual	24/02/2039	27	---	24/02	4.30	1	GGB-FXD-240239-27Y-2.000-1.000	---	---	---	10.0000 22/06/2015	---	---	---	---	---
41,615,000	1.00	4.30	Actual/Actual	24/02/2040	28	---	24/02	4.30	1	GGB-FXD-240240-28Y-2.000-1.000	---	---	---	10.0000 22/06/2015	---	---	---	---	---
42,227,208	1.00	4.30	Actual/Actual	24/02/2041	29	---	24/02	4.30	1	GGB-FXD-240241-29Y-2.000-1.000	---	---	---	10.0000 22/06/2015	---	---	---	---	---
68,288,487	1.00	4.30	Actual/Actual	24/02/2042	30	---	24/02	4.30	1	GGB-FXD-240242-30Y-2.000-1.000	---	---	---	10.0000 22/06/2015	---	---	---	---	---
4,000,000	1,000.00	3.88	Actual/Actual	12/03/2029	10	---	12/03	3.88	1	GGB-FXD-120329-10Y-3.875-1.000	---	---	---	---	---	---	100.0000	B	15/10/2019
4,500,000	1,000.00	0.00	Actual/Actual	12/02/2026	5	---	12/02	0.00	1	GGB-FXD-120226-05Y-0.000-1.000	---	---	---	---	---	---	---	---	---
2,209,163	1,000.00	3.38	Actual/Actual	15/02/2025	7	---	15/02	3.38	1	GGB-FXD-150225-07Y-3.375-1.000	---	---	---	---	---	---	---	---	---
964,000	1,000.00	3.25	Actual/Actual	20/03/2025	6	---	20/03	3.25	1	GGB-FXD-200325-06Y-3.250-1.000	---	---	---	---	---	---	---	---	---
2,100,000	1,000.00	3.55	Actual/Actual	20/03/2026	7	---	20/03	3.55	1	GGB-FXD-200326-07Y-3.550-1.000	---	---	---	---	---	---	---	---	---
40,000	1,000.00	2.18	FLR Actual/360	16/09/2023	1	---	16/03 - 16/09	---	1	GGB-FLT-160923-01Y-2.178-1.000	---	---	---	---	---	---	---	---	---
5,500,000	1,000.00	1.50	Actual/Actual	18/06/2030	10	---	18/06	1.50	1	GGB-FXD-180630-10Y-1.500-1.000	---	---	---	---	---	---	---	---	---

Government Bonds Notes

Transactions Volume = (Pieces) * (Nominal Price). Transactions Value = (Pieces) * (Nominal Price) * (price %) + (Accrued interest).

The Value of current coupon for the issues with NV 0.01 euro refers to NV 100 euros

FLR: Floating Interest Rate.

[1] - The Expiration Date of the interest bearing period and the Date for coupon payment.

Government Bonds

Number Listed Bonds	Nominal price	Today's Rate	Accrued Interest Calc	Exp. Date [1]	Duration (years)	Note	Coupons Date	Curr. coupon value	Trading Unit	Government Bonds	Price min	Price max	Closing price	Previous closing price/date	Volume	Transactions Value	Price	Last order Buy / Sell	Date
3,500,000	1,000.00	4.38	Actual/Actual	18/07/2038	15	---	18/07	4.38	1	GGB-FXD-180738-15Y-4.375-1.000	---	---	---	---	---	---	---	---	---
5,364,250	1,000.00	3.25	Actual/Actual	20/03/2050	30	---	20/03	3.25	1	GGB-FXD-200350-30Y-3.250-1.000	---	---	---	---	---	---	---	---	---
3,924,361	1,000.00	2.00	Actual/Actual	22/04/2027	7	---	22/04	2.00	1	GGB-FXD-220427-07Y-2.000-1.000	---	---	---	---	---	---	99.9000	B	22/04/2020
2,500,000	1,000.00	1.88	Actual/Actual	23/07/2026	7	---	23/07	1.88	1	GGB-FXD-230726-07Y-1.875-1.000	---	---	---	---	---	---	---	---	---
4,050,000	1,000.00	4.25	Actual/Actual	15/06/2033	10	---	15/06	4.25	1	GGB-FXD-150633-10Y-4.250-1.000	---	---	---	---	---	---	---	---	---
3,500,000	1,000.00	1.88	Actual/Actual	24/01/2052	30	---	24/01	1.88	1	GGB-FXD-240152-30Y-1.875-1.000	---	---	---	---	---	---	---	---	---
3,700,000	1,000.00	1.75	Actual/Actual	18/06/2032	10	---	18/06	1.75	1	GGB-FXD-180632-10Y-1.750-1.000	---	---	---	---	---	---	---	---	---
2,200,000	1,000.00	1.13	FLR Actual/360	15/12/2027	5	---	- 15/12 - 15/03 -	---	1	GGB-FLT-151227-05Y-1.130-1.000	---	---	---	---	---	---	102.1600	B	30/12/2022

Government Bonds Notes

Transactions Volume = (Pieces) * (Nominal Price). Transactions Value = (Pieces) * (Nominal Price) * (price %) + (Accrued interest).

The Value of current coupon for the issues with NV 0.01 euro refers to NV 100 euros

FLR: Floating Interest Rate.

[1] - The Expiration Date of the interest bearing period and the Date for coupon payment.

Treasury Bills & Zero Coupon Government Bonds

Issue Date	13-Week Maturity									26-Week Maturity									52-Week Maturity								
	Exp. Date	Initial Rate	Num Listed Bonds	Nominal price	Issue price	Last Trade Price	Last Trade Date	Volume Traded	Note	Exp. Date	Initial Rate	Num Listed Bonds	Nominal price	Issue price	Last Trade Price	Last Trade Date	Volume Traded	Note	Exp. Date	Initial Rate	Num Listed Bonds	Nominal price	Issue price	Last Trade Price	Last Trade Date	Volume Traded	Note
09/12/2022	---	---	---	---	---	---	---	---	---	---	---	---	---	---	---	---	---	---	08/12/2023	2.73	600,000	1,000.00	973.10	---	---	---	---
10/03/2023	---	---	---	---	---	---	---	---	---	---	---	---	---	---	---	---	---	---	08/03/2024	3.75	1,000,000	1,000.00	963.46	---	---	---	---
09/06/2023	---	---	---	---	---	---	---	---	---	---	---	---	---	---	---	---	---	---	07/06/2024	3.84	1,600,000	1,000.00	962.60	---	---	---	---
08/09/2023	---	---	---	---	---	---	---	---	---	---	---	---	---	---	---	---	---	---	06/09/2024	3.81	812,500	1,000.00	962.90	---	---	---	---

Bonds in Circulation	Currency / Min nominal traded Value	Coupons Payment Date	Current Coupon Value	Note	Coupon	Trading Unit	Issue Date	Duration (years)	Today's Interest	A.I.C in days	Bonds	Last price of previous days		Last Outcry in Cash (euro)			Trades in Pieces	Life min	Life Max
												Price	Buy / Sell	Price	Buy / Sell	Date			
Corporate Bonds in Foreign Currency and Euro																			
103,746	GBP / 10	01/12	0.25	---	64	1	01/12/1930	98	2.5	360	National Mortgage Bank	2.27	05/02/1996	2.27	S	05/02/1996	---	2.27	2.27
0	GBP / 10	01/12	0.25	---	66	1	01/12/1928	100	2.5	360	National Mortgage Bank	---	---	---	---	---	---	---	---

Government Bonds Notes

A.I.C: Accrued Interest Calculation base.

FLR: Floating Interest Rate.

The minimum tradeable Nominal Value for all Demeterialised Government Titles is 100 Euros.

(μφρ-0)

Athex & ATHEXClear Members List

Member Name	Stock Market			Derivatives Market		ATHEXClear Member				
	Address	Phone	Fax	Market Member	Remote Member	Market Maker	Proprietary	Market Maker	General Clearing	Direct Clearing
A. SARRIS SECURITIES S.A. 6, ΔΡΑΓΑΤΣΑΝΙΟΥ 6 ΑΘΗΝΑ	2103367700			a						
AEONIC SECURITIES C.I.F. P.L.C. , ΛΑΪΟΥ 6, ΓΡ. 301B, ANNA COURT	35725337600			a						
ALPHA BANK S.A. , ΣΤΑΔΙΟΥ 40 ΑΘΗΝΑ	2103260000								a	
ALPHA FINANCE INVESTMENT SERVICES SINGLE MEMBER SA 5, ΠΑΝΕΠΙΣΤΗΜΙΟΥ 45 ΑΘΗΝΑ	2103677400			a		a	a	a		a
ARGUS STOCKBROKERS LTD 25 , 25 ΛΕΩΦΟΡΟΣ ΔΗΜΟΣΘΕΝΗ ΣΕΒΕΡΗ	0035722717000			a	a		a			
ATLANTIC SECURITIES LTD 37, ΠΡΟΔΡΟΜΟΥ 37	0035722445400			a	a					
AXON SECURITIES S.A. 48, ΣΤΑΔΙΟΥ 48 ΑΘΗΝΑ	2103363800			a			a			
BETA SECURITIES S.A. 29 , Λ.ΑΛΕΞΑΝΔΡΑΣ 29 ΑΘΗΝΑ	2106478930			a		a	a			a
BNP PARIBAS S.A. , ΛΑΜΨΑΚΟΥ 2 ΑΘΗΝΑ	2107468525								a	
BOFA SECURITIES EUROPE SA , 112 AVENUE KL'BER 75116	+33 153655555			a	a					
CAPITAL SECURITIES S.A. 58, ΜΗΤΡΟΠΟΛΕΩΣ 58 ΑΘΗΝΑ	2103369700			a			a			
CITIGROUP GLOBAL MARKETS EUROPE AG 16, REUTERWEG 16	+49 691366-0			a	a					
CITIGROUP GLOBAL MARKETS LIMITED 1, 33 CANADA SQUARE -CANARY WHARF	+44 02079864000			a						
CREDIT SUISSE BANK (EUROPE), S.A. , CALLE AYALA 42, 3A PLANTA-B MADRID	+34917916000			a	a					
CREDIT SUISSE SECURITIES (EUROPE) LIMITED 1 , ONE CABOT SQUARE LONDON	+44 2078888888			a						
CYCLOS SECURITIES S.A. 39, ΧΑΡΙΛΑΟΥ ΤΡΙΚΟΥΠΗ 6-8-10 ΑΘΗΝΑ	2103364300			a			a			
DEUTSCHE BANK S.A. 1 , GREAT WINCHESTER STREET LONDON	+44 20 754 54209	00441133361437			a					
EUROBANK EQUITIES INVESTMENT FIRM SINGLE MEMBER SA , ΦΙΛΕΛΛΗΝΩΝ 10 & ΞΕΝΟΦΩΝΤΟΣ 13 ΑΘΗΝΑ	2103720425			a		a	a			a
EUROBANK S.A. , ΟΘΩΝΟΣ 8 ΑΘΗΝΑ	2144043907								a	
EUROCORP INVESTMENT SERVICES S.A. 14, ΠΛ.ΦΙΛΙΚΗΣ ΕΤΑΙΡΕΙΑΣ 14 ΑΘΗΝΑ	2107263600			a			a			a
EUROTRUST INVESTMENT FIRM SA 113, ΣΕΒΑΣΤΟΥΠΟΛΕΩΣ 113 ΑΘΗΝΑ	2103363100			a						
EUROXX SECURITIES S.A. 7, ΠΑΛΑΙΟΛΟΓΟΥ ΧΑΛΑΝΔΡΙ	(210)-6879400	(210)-6879401		a						
7, ΠΑΛΕΟΛΟΓΟΥ ΧΑΛΑΝΔΡΙ	+30 2106879400	210-6879401								
FREEDOM FINANCE EUROPE LTD , ΧΡΙΣΤΑΚΗ ΚΡΑΝΟΥ 20	035725257786			a	a					
G. A. PERVANAS SECURITIES- INVESTMENT SERVICES S.A. 7-9, ΣΟΦΟΚΛΕΟΥΣ 7-9 ΑΘΗΝΑ	2103727200			a						
GLOBAL CAPITAL SECURITIES & FINANCIAL SERVICES LTD 50, ΛΑΡΧΙΕΠΙΣΚΟΠΟΥ ΜΑΚΑΡΙΟΥ Γ50	0035722710710			a	a					
GREENPOST TRADING EUROPE LTD , ΚΙΜΟΝΟΣ 3, ACROPOLIS MANSIONS, 2ND FLOOR, FLAT/OFFICE 202	035722521389			a	a	a				
HELLENIC AMERICAN SECURITIES S.A. 27, ΑΝΔΡΕΑ ΠΑΠΑΝΔΡΕΟΥ 27 ΜΑΡΟΥΣΙ	2103311100			a		a	a			a
HELLENIC BANK (INVESTMENTS) LTD , ΑVE.ΚΥΡΙΑΚΟΥ ΜΑΤΣΙ 31 - PO BOX 24747 NICOSIA	+357 22500100	357 22500110			a					
HSBC CONTINENTAL EUROPE 109-111, Λ.ΜΕΣΟΓΕΙΩΝ 109-111	2106960000								a	
INDEX SECURITIES S.A. 6, ΔΡΑΓΑΤΣΑΝΙΟΥ 6 ΑΘΗΝΑ	2103213920			a						
J. CHR. MAVRIKIS SECURITIES S.A. 5, ΣΟΦΟΚΛΕΟΥΣ 5 ΑΘΗΝΑ	2103216730			a						

Athex & ATHEXClear Members List

Member Name				Stock Market			Derivatives Market		ATHEXClear Member	
	Address	Phone	Fax	Market Member	Remote Member	Market Maker	Proprietary	Market Maker	General Clearing	Direct Clearing
KAPPA SECURITIES S.A.				a			a			
15, ΒΑΛΑΩΡΙΤΟΥ 15 ΑΘΗΝΑ	2103678600									
KARAMANOF SECURITIES & INVESTMENT SERVICES S.A.				a						
2, ΠΛ.ΑΓ.ΘΕΟΔΩΡΩΝ 2 ΑΘΗΝΑ	2103212947									
LAIKI FINANCIAL SERVICES LTD					a					
26, AVE. VYRONOS NICOSIA	357 22367367	357 22718567								
LEON DEPOLAS SECURITIES S.A.				a		a	a			
1, ΧΡΗΣΤΟΥ ΛΑΔΑ 1 ΑΘΗΝΑ	2103213276 -28									
MEGA EQUITY SECURITIES & FINANCIAL SERVICES PUBLIC LTD				a	a		a			
42-44, ΛΕΩΦ.ΓΡΙΒΑ ΔΙΓΕΝΗ 42-44	0035722711711									
MERIT SECURITIES S.A				a		a	a			a
5, ΣΟΦΟΚΛΕΟΥΣ 5 ΑΘΗΝΑ	2103671880									
MERRILL LYNCH INTERNATIONAL				a						
2, 2 KING EDWARD STREET LONDON	+44 20276281000									
N. CHRYSOCHOIDIS SECURITIES S.A.				a			a			a
7-9, ΣΟΦΟΚΛΕΟΥΣ 7-9 ΑΘΗΝΑ	2103213913									
NATIONAL BANK OF GREECE S.A.				a		a	a		a	
86, ΑΙΟΛΟΥ ΣΤΡ. ΑΘΗΝΑ	(210)-3341000	(210)-3228187								
68, ΑΚΑΔΙΜΙΑΣ ΣΤΡ. ΑΘΗΝΑ	(210)-3328817	(210)-3328678								
NATIONAL SECURITIES SINGLE MEMBER SA				a		a	a	a		
66, ΛΕΩΦΟΡΟΣ ΑΘΗΝΩΝ 128-132 & ΙΦΙΓΕΝΙΑΣ ΑΘΗΝΑ	2103328784									
NUNTIUS BROKERAGE AND INVESTMENT SERVICES S.A				a						
6, ΔΡΑΓΑΤΣΑΝΙΟΥ 6 ΑΘΗΝΑ	2103350599									
ONE PLUS CAPITAL LIMITED				a	a					
, 75 PRODROMOU AVENUE NICOSIA 1307	35722873760									
OPTIMA BANK S.A.				a		a	a	a	a	
32, ΑΙΓΙΑΛΕΙΑΣ 32 & ΠΑΡΑΔΕΙΣΟΥ ΜΑΡΟΥΣΙ	2108173663									
PANCRETA BANK S.A									a	
, ΙΚΑΡΟΥ 5	2810338746									
PANTELAKIS SECURITIES S.A.				a		a	a	a		
57, ΕΘΝΙΚΗΣ ΑΝΤΙΣΤΑΣΕΩΣ 57, ΚΤΙΡΙΟ Β CHALANDRI	2106965000									
PIRAEUS BANK S.A.				a			a		a	
, ΑΜΕΡΙΚΗΣ 4 ΑΘΗΝΑ	2103335000									
PIRAEUS SECURITIES S. A.				a		a	a	a		a
10, ΣΤΑΔΙΟΥ 10 ΑΘΗΝΑ	2103354100									
PROCHOICE SECURITIES LTD				a	a					
57, ΛΕΩΦ.ΣΠΥΡΟΥ ΚΥΠΡΙΑΝΟΥ 57, ΑΚΙΝΗΤΑ Φ	035724661192									
SHARELINK SECURITIES & FINANCIAL SERVICES LTD				a			a			
6, HOUSE-ΘΕΟΤΟΚΗ 6 ΜΕΓΑΡΟ ΕΛΜΗΝΑ	+357 22554200									
SOCIETE GENERALE S.A.				a	a		a			
, 17 COURS VALMY, CEDEX	+157290504									
SOLIDUS SECURITIES S.A				a			a			a
64, ΛΟΥΙΖΗΣ ΠΙΑΝΚΟΥΡ 64 ΑΘΗΝΑ	2106900600									
ST. EM. LAVRENTAKIS SECURITIES S.A.				a			a			
7-9, ΣΟΦΟΚΛΕΟΥΣ 7-9 ΑΘΗΝΑ	2103213336									
THE CYPRUS INVESTMENT & SECURITIES CORPORATION LTD				a	a					
154, ΑΓΙΟΥ ΠΡΟΚΟΠΙΟΥ & ΠΟΣΕΙΔΩΝΟΣ 1	0035722121700									
UBS EUROPE SE				a	a					
, OPERNTURM, BOCKENHEIMER LANDSTRASSE 2-4	496921790									
UBS LIMITED					a					
1, FINSBURY AVENUE LONDON	+44 2075687135									

List of Stocks under Market Making operations

Securities	Market Maker	Start Market Making	Stock Category	Suspension Status
MLS MULTIMEDIA SA (CR)				
	PIRAEUS SECURITIES S. A.	01/08/2019		
ALPHA ETF FTSE Athex Large Cap			Exchange Traded Funds (ETFs)	
	ALPHA FINANCE INVESTMENT SERVICES SINGLE MEMBER SA	02/01/1900		
	NATIONAL SECURITIES SINGLE MEMBER SA	02/01/1900		
ADMIE (IPTO) HOLDING S.A. (CR)			Main Market	
	EUROBANK EQUITIES INVESTMENT FIRM SINGLE MEMBER SA	24/05/2021		
	HELLENIC AMERICAN SECURITIES S.A.	09/03/2020		
	PIRAEUS SECURITIES S. A.	29/06/2017		
AEGEAN AIRLINES (CR)			Main Market	
	EUROBANK EQUITIES INVESTMENT FIRM SINGLE MEMBER SA	22/09/2020		
ALPHA SERVICES HOLD (CR)			Main Market	
	ALPHA FINANCE INVESTMENT SERVICES SINGLE MEMBER SA	29/02/2016		
	EUROBANK EQUITIES INVESTMENT FIRM SINGLE MEMBER SA	22/10/2006		
	GREENPOST TRADING EUROPE LTD	12/06/2023		
	HELLENIC AMERICAN SECURITIES S.A.	25/07/2014		
	LEON DEPOLAS SECURITIES S.A.	04/01/2016		
	MERIT SECURITIES S.A	03/09/2012		
	NATIONAL SECURITIES SINGLE MEMBER SA	02/01/1900		
	PIRAEUS SECURITIES S. A.	28/05/2009		
ALPHA TRUST (CR)			Main Market	
	EUROBANK EQUITIES INVESTMENT FIRM SINGLE MEMBER SA	06/02/2023		
	LEON DEPOLAS SECURITIES S.A.	04/01/2021		
ALUMIL (CR)			Main Market	
	PIRAEUS SECURITIES S. A.	31/07/2023		
ANDROMEDA SA (CR)			Main Market	
	BETA SECURITIES S.A.	15/02/2021		
	OPTIMA BANK S.A.	03/04/2023		
ATTICA BANK S.A. (CR)			Main Market	
	EUROXX SECURITIES S.A.	22/01/2016		
	PIRAEUS SECURITIES S. A.	20/09/2017		
AUSTRIACARD (CB)			Main Market	
	BETA SECURITIES S.A.	23/03/2023		
	EUROBANK EQUITIES INVESTMENT FIRM SINGLE MEMBER SA	15/05/2023		
AUTOHELLAS SA (CR)			Main Market	
	ALPHA FINANCE INVESTMENT SERVICES SINGLE MEMBER SA	01/07/2019		
	EUROXX SECURITIES S.A.	02/07/2018		
AVAX S.A. (CR)			Main Market	
	EUROBANK EQUITIES INVESTMENT FIRM SINGLE MEMBER SA	14/12/2015		
	OPTIMA BANK S.A.	04/09/2023		
	PIRAEUS SECURITIES S. A.	01/02/2021		
AVE (CR)			Main Market	
	EUROXX SECURITIES S.A.	05/06/2020		
BRIO PROPERTIES (CR)			Main Market	
	EUROBANK EQUITIES INVESTMENT FIRM SINGLE MEMBER SA	09/09/2019		
	LEON DEPOLAS SECURITIES S.A.	22/02/2021		
CC HBC AG (CR)			Main Market	
	BETA SECURITIES S.A.	08/03/2021		
	NATIONAL SECURITIES SINGLE MEMBER SA	02/01/1900		
	PIRAEUS SECURITIES S. A.	04/05/2015		
CENERGY HOLDINGS (CB)			Main Market	
	ALPHA FINANCE INVESTMENT SERVICES SINGLE MEMBER SA	02/01/2016		
	EUROBANK EQUITIES INVESTMENT FIRM SINGLE MEMBER SA	02/01/2016		
	OPTIMA BANK S.A.	14/03/2022		
	PANTELAKIS SECURITIES S.A.	27/12/2022		
CNL CAPITAL (CR)			Main Market	
	MERIT SECURITIES S.A	01/10/2018		
DIMAND (CR)			Main Market	
	ALPHA FINANCE INVESTMENT SERVICES SINGLE MEMBER SA	08/08/2022		
	EUROBANK EQUITIES INVESTMENT FIRM SINGLE MEMBER SA	08/08/2022		
	PANTELAKIS SECURITIES S.A.	15/05/2023		
EKTER SA (CR)			Main Market	
	BETA SECURITIES S.A.	26/09/2022		
	EUROBANK EQUITIES INVESTMENT FIRM SINGLE MEMBER SA	16/10/2017		
	LEON DEPOLAS SECURITIES S.A.	21/05/2018		
ELASTRON (CR)			Main Market	
	LEON DEPOLAS SECURITIES S.A.	20/02/2017		

List of Stocks under Market Making operations

Securities	Stock Category
Market Maker	Start Market Making
ELLAKTOR (CR)	Main Market
ALPHA FINANCE INVESTMENT SERVICES SINGLE MEMBER SA	18/03/2019
EUROBANK EQUITIES INVESTMENT FIRM SINGLE MEMBER SA	01/06/2012
EUROXX SECURITIES S.A.	24/09/2018
NATIONAL SECURITIES SINGLE MEMBER SA	02/01/1900
PIRAEUS SECURITIES S. A.	22/10/2018
ELTON SA (CR)	Main Market
EUROBANK EQUITIES INVESTMENT FIRM SINGLE MEMBER SA	28/11/2022
OPTIMA BANK S.A.	30/01/2023
ELVALHALCOR (CR)	Main Market
ALPHA FINANCE INVESTMENT SERVICES SINGLE MEMBER SA	07/05/2018
BETA SECURITIES S.A.	09/01/2023
EUROBANK EQUITIES INVESTMENT FIRM SINGLE MEMBER SA	07/05/2018
ENTERSOFT (CR)	Main Market
ALPHA FINANCE INVESTMENT SERVICES SINGLE MEMBER SA	23/03/2023
EUROBANK EQUITIES INVESTMENT FIRM SINGLE MEMBER SA	22/06/2020
EUROBANK HOLDINGS (CR)	Main Market
ALPHA FINANCE INVESTMENT SERVICES SINGLE MEMBER SA	09/01/2006
EUROBANK EQUITIES INVESTMENT FIRM SINGLE MEMBER SA	01/06/2012
GREENPOST TRADING EUROPE LTD	12/06/2023
HELLENIC AMERICAN SECURITIES S.A.	25/07/2014
LEON DEPOLAS SECURITIES S.A.	30/11/2018
MERIT SECURITIES S.A	06/11/2017
NATIONAL SECURITIES SINGLE MEMBER SA	02/01/1900
PIRAEUS SECURITIES S. A.	28/09/2009
EUROCONSULTANTS S.A. (CR)	Main Market
OPTIMA BANK S.A.	01/02/2023
EYDAP S.A. (CR)	Main Market
ALPHA FINANCE INVESTMENT SERVICES SINGLE MEMBER SA	27/01/2020
EUROBANK EQUITIES INVESTMENT FIRM SINGLE MEMBER SA	10/06/2019
FOURLIS (CR)	Main Market
EUROBANK EQUITIES INVESTMENT FIRM SINGLE MEMBER SA	01/12/2016
PIRAEUS SECURITIES S. A.	06/03/2017
GEK TERNA (CR)	Main Market
BETA SECURITIES S.A.	08/03/2021
EUROBANK EQUITIES INVESTMENT FIRM SINGLE MEMBER SA	24/05/2021
PIRAEUS SECURITIES S. A.	29/08/2019
GR. SARANTIS S.A. (CR)	Main Market
BETA SECURITIES S.A.	14/05/2012
EUROBANK EQUITIES INVESTMENT FIRM SINGLE MEMBER SA	24/10/2016
HELLENIC EXCHANGES-A.S.E. (CR)	Main Market
HELLENIC AMERICAN SECURITIES S.A.	01/09/2014
NATIONAL SECURITIES SINGLE MEMBER SA	02/01/1900
PIRAEUS SECURITIES S. A.	04/05/2015
HELLENIQ ENERGY (CR)	Main Market
HELLENIC AMERICAN SECURITIES S.A.	14/09/2015
PIRAEUS SECURITIES S. A.	20/03/2017
IDEAL HOLDINGS (CR)	Main Market
EUROBANK EQUITIES INVESTMENT FIRM SINGLE MEMBER SA	07/06/2021
PIRAEUS SECURITIES S. A.	07/06/2021
INTERCONTINENTAL (CR)	Main Market
LEON DEPOLAS SECURITIES S.A.	03/06/2019
INTERLIFE G.C.I.(CR)	Main Market
BETA SECURITIES S.A.	24/10/2022
INTERWOOD-XYLEMPORIA (CR)	Main Market
EUROBANK EQUITIES INVESTMENT FIRM SINGLE MEMBER SA	05/07/2021
PANTELAKIS SECURITIES S.A.	01/07/2021
INTRAKAT (CR)	Main Market
BETA SECURITIES S.A.	04/10/2021
PANTELAKIS SECURITIES S.A.	10/10/2022
JUMBO SA (CR)	Main Market
BETA SECURITIES S.A.	01/02/2021
EUROBANK EQUITIES INVESTMENT FIRM SINGLE MEMBER SA	25/05/2020
GREENPOST TRADING EUROPE LTD	12/06/2023
MERIT SECURITIES S.A	06/11/2017
PIRAEUS SECURITIES S. A.	06/03/2017
KLOUKINAS - LAPPAS SA (CR)	Main Market
OPTIMA BANK S.A.	02/01/2023

List of Stocks under Market Making operations

Securities	Stock Category
Market Maker	Start Market Making
KRI-KRI S.A. (CR)	Main Market
EUROBANK EQUITIES INVESTMENT FIRM SINGLE MEMBER SA	07/05/2018
LEON DEPOLAS SECURITIES S.A.	16/01/2017
LAMDA DEVELOPMENT SA (CR)	Main Market
EUROBANK EQUITIES INVESTMENT FIRM SINGLE MEMBER SA	08/12/2014
PANTELAKIS SECURITIES S.A.	06/11/2017
PIRAEUS SECURITIES S. A.	29/06/2017
LAMPSA HOTEL SA (CR)	Main Market
LEON DEPOLAS SECURITIES S.A.	16/01/2017
MIG (CR)	Main Market
PIRAEUS SECURITIES S. A.	02/02/2009
MOTODYNAMICS S.A. (CR)	Main Market
OPTIMA BANK S.A.	25/08/2023
MOTOR OIL (CR)	Main Market
BETA SECURITIES S.A.	08/03/2021
EUROBANK EQUITIES INVESTMENT FIRM SINGLE MEMBER SA	22/10/2006
GREENPOST TRADING EUROPE LTD	12/06/2023
LEON DEPOLAS SECURITIES S.A.	01/04/2019
MERIT SECURITIES S.A	25/02/2019
NATIONAL SECURITIES SINGLE MEMBER SA	02/01/1900
PIRAEUS SECURITIES S. A.	04/05/2015
MPLK KEDROS (CR)	Main Market
MERIT SECURITIES S.A	30/09/2022
MYTILINEOS (CR)	Main Market
ALPHA FINANCE INVESTMENT SERVICES SINGLE MEMBER SA	15/04/2019
BETA SECURITIES S.A.	11/04/2022
EUROBANK EQUITIES INVESTMENT FIRM SINGLE MEMBER SA	20/09/2017
GREENPOST TRADING EUROPE LTD	12/06/2023
MERIT SECURITIES S.A	25/02/2019
NATIONAL SECURITIES SINGLE MEMBER SA	02/01/1900
PIRAEUS SECURITIES S. A.	04/05/2015
NATIONAL BANK (CR)	Main Market
ALPHA FINANCE INVESTMENT SERVICES SINGLE MEMBER SA	09/01/2006
EUROBANK EQUITIES INVESTMENT FIRM SINGLE MEMBER SA	22/10/2006
GREENPOST TRADING EUROPE LTD	12/06/2023
HELLENIC AMERICAN SECURITIES S.A.	25/07/2014
LEON DEPOLAS SECURITIES S.A.	20/05/2015
MERIT SECURITIES S.A	03/09/2012
NATIONAL SECURITIES SINGLE MEMBER SA	02/01/1900
PIRAEUS SECURITIES S. A.	08/09/2008
OPAP (CR)	Main Market
ALPHA FINANCE INVESTMENT SERVICES SINGLE MEMBER SA	09/01/2006
BETA SECURITIES S.A.	11/04/2022
EUROBANK EQUITIES INVESTMENT FIRM SINGLE MEMBER SA	22/10/2006
GREENPOST TRADING EUROPE LTD	12/06/2023
HELLENIC AMERICAN SECURITIES S.A.	25/07/2014
MERIT SECURITIES S.A	20/03/2017
NATIONAL SECURITIES SINGLE MEMBER SA	02/01/1900
PIRAEUS SECURITIES S. A.	04/05/2015
OTE (CR)	Main Market
ALPHA FINANCE INVESTMENT SERVICES SINGLE MEMBER SA	09/01/2006
BETA SECURITIES S.A.	11/04/2022
EUROBANK EQUITIES INVESTMENT FIRM SINGLE MEMBER SA	22/10/2006
GREENPOST TRADING EUROPE LTD	12/06/2023
HELLENIC AMERICAN SECURITIES S.A.	25/07/2014
LEON DEPOLAS SECURITIES S.A.	20/04/2015
MERIT SECURITIES S.A	20/03/2017
NATIONAL SECURITIES SINGLE MEMBER SA	02/01/1900
PIRAEUS SECURITIES S. A.	08/09/2008
P.P.A. S.A. (CR)	Main Market
EUROBANK EQUITIES INVESTMENT FIRM SINGLE MEMBER SA	06/02/2019
PAPOUTSANIS (CR)	Main Market
ALPHA FINANCE INVESTMENT SERVICES SINGLE MEMBER SA	19/11/2018
BETA SECURITIES S.A.	25/11/2013
PETROPOULOS PETROS (CR)	Main Market
EUROBANK EQUITIES INVESTMENT FIRM SINGLE MEMBER SA	01/04/2019
PANTELAKIS SECURITIES S.A.	16/03/2020

List of Stocks under Market Making operations

Securities	Stock Category
Market Maker	Start Market Making
PIRAEUS FINANCIAL HOLD (CR)	Main Market
ALPHA FINANCE INVESTMENT SERVICES SINGLE MEMBER SA	15/04/2019
EUROBANK EQUITIES INVESTMENT FIRM SINGLE MEMBER SA	22/10/2006
EUROXX SECURITIES S.A.	15/02/2016
GREENPOST TRADING EUROPE LTD	12/06/2023
HELLENIC AMERICAN SECURITIES S.A.	25/07/2014
LEON DEPOLAS SECURITIES S.A.	30/11/2018
MERIT SECURITIES S.A	16/09/2013
NATIONAL SECURITIES SINGLE MEMBER SA	02/01/1900
PIRAEUS SECURITIES S. A.	16/02/2009
PPC (CR)	Main Market
ALPHA FINANCE INVESTMENT SERVICES SINGLE MEMBER SA	09/01/2006
BETA SECURITIES S.A.	01/02/2021
EUROBANK EQUITIES INVESTMENT FIRM SINGLE MEMBER SA	22/10/2006
GREENPOST TRADING EUROPE LTD	12/06/2023
HELLENIC AMERICAN SECURITIES S.A.	01/09/2014
MERIT SECURITIES S.A	06/11/2017
NATIONAL SECURITIES SINGLE MEMBER SA	02/01/1900
PIRAEUS SECURITIES S. A.	28/09/2009
PREMA (CR)	Main Market
BETA SECURITIES S.A.	01/06/2021
LEON DEPOLAS SECURITIES S.A.	05/12/2022
PANTELAKIS SECURITIES S.A.	23/12/2021
PROFILE SA (CR)	Main Market
OPTIMA BANK S.A.	03/04/2023
PANTELAKIS SECURITIES S.A.	01/07/2019
QUALITY & RELIABILITY SA (CR)	Main Market
OPTIMA BANK S.A.	03/01/2023
QUEST HOLDINGS (CR)	Main Market
BETA SECURITIES S.A.	26/03/2018
EUROBANK EQUITIES INVESTMENT FIRM SINGLE MEMBER SA	28/01/2019
REVOIL (CR)	Main Market
BETA SECURITIES S.A.	26/06/2023
SIDMA STEEL (CR)	Main Market
OPTIMA BANK S.A.	25/05/2023
SPACE HELLAS SA (CR)	Main Market
MERIT SECURITIES S.A	09/12/2022
TECHNICAL OLYMPIC SA (CR)	Main Market
OPTIMA BANK S.A.	05/07/2023
TERNA ENERGY (CR)	Main Market
EUROBANK EQUITIES INVESTMENT FIRM SINGLE MEMBER SA	24/05/2021
PIRAEUS SECURITIES S. A.	09/12/2019
THRACE PLASTICS SA (CR)	Main Market
ALPHA FINANCE INVESTMENT SERVICES SINGLE MEMBER SA	26/03/2018
EUROBANK EQUITIES INVESTMENT FIRM SINGLE MEMBER SA	26/03/2018
TITAN CEMENT (CB)	Main Market
BETA SECURITIES S.A.	01/02/2021
EUROBANK EQUITIES INVESTMENT FIRM SINGLE MEMBER SA	06/11/2019
PIRAEUS SECURITIES S. A.	18/01/2021
TZIRAKIAN PROFIL (CR)	Main Market
LEON DEPOLAS SECURITIES S.A.	19/07/2021
VIOHALCO SA/MV (CB)	Main Market
ALPHA FINANCE INVESTMENT SERVICES SINGLE MEMBER SA	11/03/2008
EUROBANK EQUITIES INVESTMENT FIRM SINGLE MEMBER SA	04/03/2014
MERIT SECURITIES S.A	17/03/2014

Underlying Asset				Derivatives Market													
Price max	Price min	Closing price	change	Delivery Month	Open price	Price max	Price min	Last price	Closing price	Last Bid	Last Ask	Fixing price*	Life high	Life low	Trades	Volume	Open Interest
FTSE/Athex Large Cap (Trade Unit: 1 Index Point x 2E, Cash Settlement)																	
3,070.04	2,989.67	3,062.45	2.43%	September 2023	2,984.75	3,048.75	2,984.75	3,045.00	3,045.00	---	---	---	3,293.25	---	80	702	1,252
				October 2023	3,021.00	3,068.50	2,983.25	3,062.00	3,062.00	---	---	---	3,239.25	---	261	1,306	1,877
				November 2023	3,031.75	3,055.00	3,031.75	3,050.00	3,050.00	---	---	---	3,094.00	---	6	20	163
				December 2023	---	---	---	---	3,005.00	---	---	---	---	---	---	---	---
				March 2024	---	---	---	---	3,020.00	---	---	---	---	---	---	---	---
				June 2024	---	---	---	---	3,036.25	---	---	---	---	---	---	---	---
FTSE/Athex Banks (Trade Unit: 1 Index Point x 15E, Cash Settlement)																	
994.76	951.89	983.23	3.29%	September 2023	972.00	976.50	972.00	976.50	976.50	---	---	---	1,134.75	---	4	54	347
				December 2023	989.50	1,011.25	989.50	1,011.25	1,011.25	---	---	---	1,024.75	---	4	70	1,607
				March 2024	---	---	---	---	961.50	---	---	---	---	---	---	---	---
				June 2024	---	---	---	---	966.75	---	---	---	---	---	---	---	---
MSCI GREECE REBASED (Trade Unit: 1 Index Point x 2E, Cash Settlement)																	
4,884.37	4,736.07	4,866.86	2.76%	September 2023	---	---	---	---	4,740.50	---	---	---	5,192.25	---	---	---	101
				October 2023	---	---	---	---	4,755.50	---	---	---	5,169.00	---	---	---	83
				November 2023	---	---	---	---	4,753.00	---	---	---	---	---	---	---	---
				December 2023	---	---	---	---	4,908.00	---	---	---	5,012.25	---	---	---	20
				January 2024	---	---	---	---	4,769.50	---	---	---	---	---	---	---	---
				February 2024	---	---	---	---	4,776.75	---	---	---	---	---	---	---	---
				March 2024	---	---	---	---	4,784.25	---	---	---	---	---	---	---	---
				June 2024	---	---	---	---	4,810.00	---	---	---	---	---	---	---	---

Derivatives notes

Fixing prices and final open positions can be retrieved from the following path <http://www.helex.gr/el/web/guest/statistics-end-of-day-derivatives>

Underlying Asset				Derivatives Market													
Price max	Price min	Closing price	change	Delivery Month	Open price	Price max	Price min	Last price	Closing price	Last Bid	Last Ask	Fixing price*	Life high	Life low	Trades	Volume	Open Interest
ADMIE (IPTO) HOLDING S.A. (CR)				(Contract Size: 100 Securities, Physical Delivery)													
2.19	2.125	2.125	-1.16%	September 2023	2.16	2.17	2.15	2.15	2.15	---	---	---	2.49	---	39	666	4,369
				December 2023	2.17	2.17	2.14	2.14	2.14	---	---	---	2.42	---	51	931	17,737
				March 2024	---	---	---	---	2.17	---	---	---	---	---	---	---	---
				June 2024	---	---	---	---	2.18	---	---	---	---	---	---	---	---
AEGEAN AIRLINES (CR)				(Contract Size: 100 Securities, Physical Delivery)													
12.14	11.72	12.08	2.37%	September 2023	11.95	11.95	11.74	11.87	11.87	---	---	---	13.90	---	189	762	2,576
				December 2023	12.11	12.37	11.90	12.20	12.20	---	---	---	13.64	---	95	806	5,343
				March 2024	---	---	---	---	11.92	---	---	---	---	---	---	---	---
				June 2024	---	---	---	---	11.98	---	---	---	---	---	---	---	---
ALPHA SERVICES HOLD (CR)				(Contract Size: 100 Securities, Physical Delivery)													
1.419	1.3675	1.383	2.44%	September 2023	1.35	1.39	1.35	1.38	1.38	---	---	---	1.72	---	201	27,601	97,345
				December 2023	1.37	1.43	1.37	1.41	1.41	---	---	---	1.65	---	374	35,029	137,719
				March 2024	---	---	---	---	1.36	---	---	---	---	---	---	---	---
				June 2024	---	---	---	---	1.37	---	---	---	---	---	---	---	---
AUTOHELLAS SA (CR)				(Contract Size: 100 Securities, Physical Delivery)													
13.6	13.16	13.16	-1.79%	September 2023	13.14	13.14	13.14	13.14	13.14	---	---	---	14.56	---	2	30	66
				December 2023	13.28	13.54	13.28	13.43	13.43	---	---	---	14.22	---	4	32	97
				March 2024	---	---	---	---	13.54	---	---	---	---	---	---	---	---
				June 2024	---	---	---	---	13.61	---	---	---	---	---	---	---	---
AVAX S.A. (CR)				(Contract Size: 100 Securities, Physical Delivery)													
1.422	1.358	1.418	3.96%	September 2023	1.37	1.39	1.37	1.39	1.39	---	---	---	1.80	---	29	109	516
				December 2023	1.40	1.44	1.40	1.44	1.44	---	---	---	1.49	---	6	118	1,210
				March 2024	---	---	---	---	1.38	---	---	---	---	---	---	---	---
				June 2024	---	---	---	---	1.39	---	---	---	---	---	---	---	---
CC HBC AG (CR)				(Contract Size: 100 Securities, Physical Delivery)													
26.99	26.52	26.99	2.12%	September 2023	26.62	26.90	26.62	26.90	26.90	---	---	---	28.81	---	10	54	257
				December 2023	26.94	27.19	26.74	27.19	27.19	---	---	---	27.19	---	11	44	507
				March 2024	---	---	---	---	26.70	---	---	---	---	---	---	---	---
				June 2024	---	---	---	---	26.84	---	---	---	---	---	---	---	---
CENERGY HOLDINGS (CB)				(Contract Size: 100 Securities, Physical Delivery)													
7	6.62	7	6.54%	September 2023	6.52	6.81	6.52	6.81	6.81	---	---	---	7.43	---	17	379	1,236
				December 2023	6.75	7.04	6.62	7.04	7.04	---	---	---	7.22	---	61	589	5,054
				March 2024	---	---	---	---	6.64	---	---	---	---	---	---	---	---
				June 2024	---	---	---	---	6.67	---	---	---	---	---	---	---	---

Derivatives notes

Fixing prices and final open positions can be retrieved from the following path <http://www.helex.gr/el/web/guest/statistics-end-of-day-derivatives>

Underlying Asset				Derivatives Market													
Price max	Price min	Closing price	change	Delivery Month	Open price	Price max	Price min	Last price	Closing price	Last Bid	Last Ask	Fixing price*	Life high	Life low	Trades	Volume	Open Interest
ELLAKTOR (CR)																	
(Contract Size: 100 Securities, Physical Delivery)																	
2.175	2.1	2.1	-0.47%	September 2023	2.09	2.09	2.09	2.09	2.09	---	---	---	2.73	---	2	14	300
				December 2023	2.12	2.19	2.12	2.13	2.13	---	---	---	2.31	---	12	83	425
				March 2024	---	---	---	---	2.13	---	---	---	---	---	---	---	---
				June 2024	---	---	---	---	2.14	---	---	---	---	---	---	---	---
ELVALHALCOR (CR)																	
(Contract Size: 100 Securities, Physical Delivery)																	
1.95	1.884	1.948	3.40%	September 2023	1.89	1.91	1.88	1.89	1.89	---	---	---	2.45	---	24	228	820
				December 2023	1.92	1.98	1.91	1.98	1.98	---	---	---	2.09	---	31	273	1,822
				March 2024	---	---	---	---	1.90	---	---	---	---	---	---	---	---
				June 2024	---	---	---	---	1.91	---	---	---	---	---	---	---	---
EUROBANK HOLDINGS (CR)																	
(Contract Size: 100 Securities, Physical Delivery)																	
1.5245	1.4745	1.522	3.22%	September 2023	1.50	1.50	1.48	1.49	1.49	---	---	---	1.68	---	40	1,558	21,449
				December 2023	1.50	1.55	1.50	1.54	1.54	---	---	---	1.56	---	117	3,193	28,383
				March 2024	---	---	---	---	1.49	---	---	---	---	---	---	---	---
				June 2024	---	---	---	---	1.50	---	---	---	---	---	---	---	---
EYDAP S.A. (CR)																	
(Contract Size: 100 Securities, Physical Delivery)																	
6.24	6.01	6.01	-2.75%	September 2023	6.16	6.18	6.11	6.12	6.12	---	---	---	7.18	---	38	111	822
				December 2023	6.28	6.32	6.21	6.24	6.24	---	---	---	6.52	---	29	88	1,998
				March 2024	---	---	---	---	6.24	---	---	---	---	---	---	---	---
				June 2024	---	---	---	---	6.28	---	---	---	---	---	---	---	---
FOURLIS (CR)																	
(Contract Size: 100 Securities, Physical Delivery)																	
4.36	4.225	4.225	-1.40%	September 2023	4.25	4.30	4.25	4.29	4.29	---	---	---	5.07	---	26	83	451
				December 2023	4.32	4.38	4.32	4.33	4.33	---	---	---	4.50	---	14	90	519
				March 2024	---	---	---	---	4.33	---	---	---	---	---	---	---	---
				June 2024	---	---	---	---	4.35	---	---	---	---	---	---	---	---
GEK TERNA (CR)																	
(Contract Size: 102 Securities, Physical Delivery)																	
12.98	12.56	12.98	3.18%	September 2023	12.69	12.74	12.59	12.70	12.70	---	---	---	13.80	12.18	73	717	2,378
				December 2023	12.94	13.07	12.77	13.04	13.04	---	---	---	13.71	---	48	730	6,109
				March 2024	---	---	---	---	12.71	---	---	---	---	---	---	---	---
				June 2024	---	---	---	---	12.78	---	---	---	---	---	---	---	---
HELLENIC EXCHANGES-A.S.E. (CR)																	
(Contract Size: 100 Securities, Physical Delivery)																	
4.89	4.76	4.89	2.73%	September 2023	4.73	4.85	4.73	4.84	4.84	---	---	---	6.20	---	55	939	1,703
				December 2023	4.83	4.94	4.81	4.92	4.92	---	---	---	5.13	---	53	911	6,215
				March 2024	---	---	---	---	4.81	---	---	---	---	---	---	---	---
				June 2024	---	---	---	---	4.83	---	---	---	---	---	---	---	---

Derivatives notes

Fixing prices and final open positions can be retrieved from the following path <http://www.helex.gr/el/web/guest/statistics-end-of-day-derivatives>

Underlying Asset				Derivatives Market													
Price max	Price min	Closing price	change	Delivery Month	Open price	Price max	Price min	Last price	Closing price	Last Bid	Last Ask	Fixing price*	Life high	Life low	Trades	Volume	Open Interest
HELLENiQ ENERGY (CR)																	
(Contract Size: 100 Securities, Physical Delivery)																	
7.61	7.48	7.6	1.60%	September 2023	7.51	7.55	7.48	7.55	7.55	---	---	---	8.49	---	31	79	377
				December 2023	7.62	7.65	7.51	7.55	7.55	---	---	---	7.93	---	27	127	1,360
				March 2024	---	---	---	---	7.56	---	---	---	---	---	---	---	---
				June 2024	---	---	---	---	7.60	---	---	---	---	---	---	---	---
INTRACOM HOLDINGS (CR)																	
(Contract Size: 106 Securities, Physical Delivery)																	
2.195	2.07	2.165	4.59%	September 2023	2.09	2.14	2.07	2.11	2.11	---	---	---	2.46	---	56	840	1,351
				December 2023	2.13	2.19	2.13	2.19	2.19	---	---	---	2.34	---	84	658	4,149
				March 2024	---	---	---	---	2.09	---	---	---	---	---	---	---	---
				June 2024	---	---	---	---	2.10	---	---	---	---	---	---	---	---
INTRAKAT (CR)																	
(Contract Size: 100 Securities, Physical Delivery)																	
3.04	2.87	3.04	4.83%	September 2023	2.84	2.99	2.84	2.97	2.97	---	---	---	3.36	---	37	507	1,805
				December 2023	2.89	3.03	2.87	3.03	3.03	---	---	---	3.14	---	54	662	5,188
				March 2024	---	---	---	---	2.93	---	---	---	---	---	---	---	---
				June 2024	---	---	---	---	2.95	---	---	---	---	---	---	---	---
JUMBO SA (CR)																	
(Contract Size: 100 Securities, Physical Delivery)																	
28	27.32	27.7	1.39%	September 2023	27.15	27.15	27.15	27.15	27.15	---	---	---	29.00	---	1	12	181
				December 2023	27.23	27.75	27.23	27.75	27.75	---	---	---	28.13	---	8	32	76
				March 2024	---	---	---	---	27.60	---	---	---	---	---	---	---	---
				June 2024	---	---	---	---	27.75	---	---	---	---	---	---	---	---
LAMDA DEVELOPMENT SA (CR)																	
(Contract Size: 100 Securities, Physical Delivery)																	
6.375	6.16	6.16	-1.04%	September 2023	6.28	6.33	6.26	6.26	6.26	---	---	---	7.54	---	40	536	1,472
				December 2023	6.43	6.43	6.28	6.28	6.28	---	---	---	6.77	---	50	630	4,618
				March 2024	---	---	---	---	6.29	---	---	---	---	---	---	---	---
				June 2024	---	---	---	---	6.32	---	---	---	---	---	---	---	---
MIG (CR)																	
(Contract Size: 100 Securities, Physical Delivery)																	
3.975	3.815	3.94	3.28%	September 2023	3.64	3.64	3.64	3.64	3.64	---	---	---	5.10	---	1	5	45
				December 2023	3.88	3.88	3.65	3.65	3.65	---	---	---	3.99	---	6	30	64
				March 2024	---	---	---	---	3.85	---	---	---	---	---	---	---	---
				June 2024	---	---	---	---	3.87	---	---	---	---	---	---	---	---
MOTOR OIL (CR)																	
(Contract Size: 100 Securities, Physical Delivery)																	
23.9	23.44	23.88	1.88%	September 2023	23.20	23.75	23.20	23.66	23.66	---	---	---	24.55	---	13	196	402
				December 2023	23.30	24.00	23.30	23.74	23.74	---	---	---	24.00	---	60	491	899
				March 2024	---	---	---	---	23.68	---	---	---	---	---	---	---	---
				June 2024	---	---	---	---	23.81	---	---	---	---	---	---	---	---

Derivatives notes

Fixing prices and final open positions can be retrieved from the following path <http://www.helex.gr/el/web/guest/statistics-end-of-day-derivatives>

Underlying Asset				Derivatives Market													
Price max	Price min	Closing price	change	Delivery Month	Open price	Price max	Price min	Last price	Closing price	Last Bid	Last Ask	Fixing price*	Life high	Life low	Trades	Volume	Open Interest
MYTILINEOS (CR)				(Contract Size: 100 Securities, Physical Delivery)													
37.58	35.64	37.58	5.86%	September 2023	35.58	36.56	35.40	36.40	36.40	---	---	---	38.42	---	62	178	1,099
				December 2023	36.45	37.80	36.40	37.80	37.80	---	---	---	37.80	---	135	320	3,344
				March 2024	---	---	---	---	35.86	---	---	---	---	---	---	---	---
				June 2024	---	---	---	---	36.05	---	---	---	---	---	---	---	---
NATIONAL BANK (CR)				(Contract Size: 100 Securities, Physical Delivery)													
5.95	5.71	5.864	3.13%	September 2023	5.87	5.87	5.73	5.80	5.80	---	---	---	6.57	---	81	1,281	10,654
				December 2023	5.85	6.01	5.81	5.93	5.93	---	---	---	6.43	---	216	3,010	12,244
				March 2024	---	---	---	---	5.74	---	---	---	---	---	---	---	---
				June 2024	---	---	---	---	5.77	---	---	---	---	---	---	---	---
OPAP (CR)				(Contract Size: 103 Securities, Physical Delivery)													
16.29	16.09	16.2	1.25%	September 2023	16.18	16.25	16.15	16.16	16.16	---	---	---	16.69	15.10	12	50	1,412
				December 2023	15.51	15.62	15.42	15.62	15.62	---	---	---	16.20	---	22	75	2,568
				March 2024	---	---	---	---	16.16	---	---	---	---	---	---	---	---
				June 2024	---	---	---	---	16.25	---	---	---	---	---	---	---	---
OTE (CR)				(Contract Size: 100 Securities, Physical Delivery)													
13.38	13.14	13.18	-0.53%	September 2023	13.21	13.33	13.21	13.33	13.33	---	---	---	15.55	---	126	863	5,239
				December 2023	13.41	13.53	13.36	13.38	13.38	---	---	---	13.99	---	103	690	6,942
				March 2024	---	---	---	---	13.38	---	---	---	---	---	---	---	---
				June 2024	---	---	---	---	13.46	---	---	---	---	---	---	---	---
P.P.A. S.A. (CR)				(Contract Size: 100 Securities, Physical Delivery)													
21.85	21.1	21.1	-0.94%	September 2023	20.62	20.62	20.62	20.62	20.62	---	---	---	22.48	---	2	4	57
				December 2023	20.91	21.80	20.91	21.71	21.71	---	---	---	22.04	---	4	11	268
				March 2024	---	---	---	---	21.52	---	---	---	---	---	---	---	---
				June 2024	---	---	---	---	21.63	---	---	---	---	---	---	---	---
PIRAEUS FINANCIAL HOLD (CR)				(Contract Size: 100 Securities, Physical Delivery)													
2.988	2.84	2.932	4.94%	September 2023	2.83	2.92	2.83	2.89	2.89	---	---	---	3.62	---	153	4,905	34,060
				December 2023	2.89	3.02	2.87	2.99	2.99	---	---	---	3.36	---	582	13,774	53,891
				March 2024	---	---	---	---	2.82	---	---	---	---	---	---	---	---
				June 2024	---	---	---	---	2.84	---	---	---	---	---	---	---	---
PPC (CR)				(Contract Size: 100 Securities, Physical Delivery)													
9.575	9.4	9.54	3.08%	September 2023	9.27	9.54	9.27	9.47	9.47	---	---	---	11.33	---	149	2,008	6,481
				December 2023	9.50	9.88	9.38	9.72	9.72	---	---	---	10.69	---	298	2,478	19,976
				March 2024	---	---	---	---	9.35	---	---	---	---	---	---	---	---
				June 2024	---	---	---	---	9.40	---	---	---	---	---	---	---	---

Derivatives notes

Fixing prices and final open positions can be retrieved from the following path <http://www.helex.gr/el/web/guest/statistics-end-of-day-derivatives>

Underlying Asset				Derivatives Market													
Price max	Price min	Closing price	change	Delivery Month	Open price	Price max	Price min	Last price	Closing price	Last Bid	Last Ask	Fixing price*	Life high	Life low	Trades	Volume	Open Interest
QUEST HOLDINGS (CR)				(Contract Size: 100 Securities, Physical Delivery)													
6.1	6	6.06	-0.66%	September 2023	5.89	5.89	5.89	5.89	5.89	---	---	---	6.77	---	3	23	48
				December 2023	6.02	6.09	5.98	6.05	6.05	---	---	---	6.25	---	5	26	88
				March 2024	---	---	---	---	6.16	---	---	---	---	---	---	---	---
				June 2024	---	---	---	---	6.20	---	---	---	---	---	---	---	---
TERNA ENERGY (CR)				(Contract Size: 100 Securities, Physical Delivery)													
16.4	16.2	16.2	-0.31%	September 2023	16.21	16.33	16.20	16.23	16.23	---	---	---	21.16	---	127	713	2,694
				December 2023	16.43	16.67	16.28	16.44	16.44	---	---	---	17.23	---	92	462	15,560
				March 2024	---	---	---	---	16.42	---	---	---	---	---	---	---	---
				June 2024	---	---	---	---	16.50	---	---	---	---	---	---	---	---
TITAN CEMENT (CB)				(Contract Size: 100 Securities, Physical Delivery)													
17.68	17.26	17.68	2.32%	September 2023	17.52	17.52	17.52	17.52	17.52	---	---	---	19.51	---	10	177	363
				December 2023	17.76	17.81	17.45	17.47	17.47	---	---	---	18.01	---	12	189	429
				March 2024	---	---	---	---	17.46	---	---	---	---	---	---	---	---
				June 2024	---	---	---	---	17.55	---	---	---	---	---	---	---	---
VIOHALCO SA/NV (CB)				(Contract Size: 100 Securities, Physical Delivery)													
6.47	6.25	6.25	0.00%	September 2023	6.24	6.35	6.24	6.34	6.34	---	---	---	7.16	---	23	418	1,050
				December 2023	6.32	6.53	6.32	6.43	6.43	---	---	---	6.66	---	73	586	4,362
				March 2024	---	---	---	---	6.31	---	---	---	---	---	---	---	---
				June 2024	---	---	---	---	6.35	---	---	---	---	---	---	---	---

Derivatives notes

Fixing prices and final open positions can be retrieved from the following path <http://www.helex.gr/el/web/guest/statistics-end-of-day-derivatives>

FTSE/Athex Large Cap

(Trade Unit: 1 Index Point x 2€ - Exercise Style: European, Cash Settlement)

Call Options															Put Options																			
September 2023								October 2023							Other Months		September 2023								October 2023							Other Months		Exerise Price
Open price	Price max	Price min	Last price	Closing price	Volume	Open Interest	Open price	Price max	Price min	Last price	Closing price	Volume	Open Interest	Volume	Open Interest	Open price	Price max	Price min	Last price	Closing price	Volume	Open Interest	Open price	Price max	Price min	Last price	Closing price	Volume	Open Interest	Volume	Open Interest			
1,775	0.00	0.00	0.00	-	-	-	-	-	-	-	-	-	-	-	-	0.00	0.00	0.00	-	1,776.00	-	-	-	-	-	-	-	-	-	-	1,775			
1,800	0.00	0.00	0.00	-	-	-	-	-	-	-	-	-	-	-	-	0.00	0.00	0.00	-	1,801.00	-	-	-	-	-	-	-	-	-	-	1,800			
1,825	0.00	0.00	0.00	-	-	-	-	-	-	-	-	-	-	-	-	0.00	0.00	0.00	-	1,826.00	-	-	-	-	-	-	-	-	-	-	1,825			
1,850	0.00	0.00	0.00	-	-	-	-	-	-	-	-	-	-	-	-	0.00	0.00	0.00	-	1,851.00	-	-	-	-	-	-	-	-	-	-	1,850			
1,875	0.00	0.00	0.00	-	-	-	-	-	-	-	-	-	-	-	-	0.00	0.00	0.00	-	1,876.00	-	-	-	-	-	-	-	-	-	-	1,875			
1,900	0.00	0.00	0.00	-	-	-	-	-	-	-	-	-	-	-	-	0.00	0.00	0.00	-	1,901.00	-	-	-	-	-	-	-	-	-	-	1,900			
1,925	0.00	0.00	0.00	-	-	-	-	-	-	-	-	-	-	-	-	0.00	0.00	0.00	-	1,926.00	-	-	-	-	-	-	-	-	-	-	1,925			
1,950	0.00	0.00	0.00	-	-	-	-	-	-	-	-	-	-	-	-	0.00	0.00	0.00	-	1,951.00	-	-	-	-	-	-	-	-	-	-	1,950			
1,975	0.00	0.00	0.00	-	-	-	-	-	-	-	-	-	-	-	-	0.00	0.00	0.00	-	1,976.00	-	-	-	-	-	-	-	-	-	-	1,975			
2,000	0.00	0.00	0.00	-	-	-	-	-	-	-	-	-	-	-	-	0.00	0.00	0.00	-	2,001.00	-	-	-	-	-	-	-	-	-	-	2,000			
2,050	0.00	0.00	0.00	-	-	-	-	-	-	-	-	-	-	-	-	0.00	0.00	0.00	-	2,051.00	-	-	-	-	-	-	-	-	-	-	2,050			
2,100	0.00	0.00	0.00	-	-	-	-	-	-	-	-	-	-	-	-	0.00	0.00	0.00	-	2,101.00	-	-	-	-	-	-	-	-	-	-	2,100			
2,150	0.00	0.00	0.00	-	-	-	-	-	-	-	-	-	-	-	-	0.00	0.00	0.00	-	2,151.00	-	-	-	-	-	-	-	-	-	-	2,150			
2,200	0.00	0.00	0.00	-	-	-	-	-	-	-	-	-	-	-	-	0.00	0.00	0.00	-	2,201.00	-	-	-	-	-	-	-	-	-	-	2,200			
2,250	0.00	0.00	0.00	-	-	-	-	-	-	-	-	-	-	-	-	0.00	0.00	0.00	-	2,251.00	-	-	-	-	-	-	-	-	-	-	2,250			
2,300	0.00	0.00	0.00	-	-	-	-	-	-	-	-	-	-	-	-	0.00	0.00	0.00	-	2,301.00	-	-	-	-	-	-	-	-	-	-	2,300			
2,350	0.00	0.00	0.00	-	-	-	-	-	-	-	-	-	-	-	-	0.00	0.00	0.00	-	2,351.00	-	-	-	-	-	-	-	-	-	-	2,350			
2,400	0.00	0.00	0.00	-	-	-	-	-	-	-	-	-	-	-	-	0.00	0.00	0.00	-	2,401.00	-	-	-	-	-	-	-	-	-	-	2,400			
2,450	0.00	0.00	0.00	-	-	-	-	-	-	-	-	-	-	-	-	0.00	0.00	0.00	-	2,451.00	-	-	-	-	-	-	-	-	-	-	2,450			
2,500	0.00	0.00	0.00	-	-	-	-	-	-	-	-	-	-	-	-	0.00	0.00	0.00	-	2,501.00	-	-	-	-	-	-	-	-	-	-	2,500			
2,550	0.00	0.00	0.00	-	-	-	-	-	-	-	-	-	-	-	-	0.00	0.00	0.00	-	2,551.00	-	-	-	-	-	-	-	-	-	-	2,550			
2,600	0.00	0.00	0.00	-	-	-	-	-	-	-	-	-	-	-	-	0.00	0.00	0.00	-	2,601.00	-	-	-	-	-	-	-	-	-	-	2,600			
2,650	0.00	0.00	0.00	-	-	-	-	-	-	-	-	-	-	-	-	0.00	0.00	0.00	-	2,651.00	-	-	-	-	-	-	-	-	-	-	2,650			
2,700	0.00	0.00	0.00	-	-	-	-	0.00	0.00	0.00	-	288.00	-	-	-	0.00	0.00	0.00	-	2,701.00	-	-	0.00	0.00	0.00	-	6.70	-	-	-	2,700			
2,750	0.00	0.00	0.00	-	-	-	-	0.00	0.00	0.00	-	243.00	-	-	-	0.00	0.00	0.00	-	2,751.00	-	-	0.00	0.00	0.00	-	11.75	-	-	-	2,750			
2,800	0.00	0.00	0.00	-	-	-	-	0.00	0.00	0.00	-	201.00	-	-	-	0.00	0.00	0.00	-	2,801.00	-	-	0.00	0.00	0.00	-	19.75	-	-	-	2,800			
2,850	0.00	0.00	0.00	-	-	-	-	0.00	0.00	0.00	-	162.00	-	-	-	0.00	0.00	0.00	-	2,851.00	-	50	0.00	0.00	0.00	-	31.25	-	-	-	2,850			
2,900	0.00	0.00	0.00	-	-	-	20	0.00	0.00	0.00	-	128.00	-	40	-	0.00	0.00	0.00	-	2,901.00	-	20	0.00	0.00	0.00	-	46.75	-	-	-	2,900			
2,950	103.00	103.00	103.00	103.00	-	20	40	0.00	0.00	0.00	-	98.50	-	3	-	0.00	103.00	0.00	-	2,951.00	-	124	0.00	0.00	0.00	-	67.00	-	-	-	2,950			
3,000	25.00	48.00	25.00	43.00	-	94	96	105.00	105.00	105.00	105.00	105.00	2	20	-	0.00	48.00	0.00	-	3,001.00	-	46	75.00	75.00	75.00	75.00	75.00	5	5	-	3,000			
3,050	0.00	0.00	0.00	-	-	-	145	0.00	0.00	0.00	-	53.50	-	120	-	13.00	0.00	8.00	8.00	3,051.00	57	109	89.50	89.50	89.50	89.50	89.50	20	35	-	3,050			
3,100	0.00	0.00	0.00	-	-	-	80	0.00	0.00	0.00	-	37.50	-	101	-	0.00	0.00	0.00	-	3,101.00	-	102	119.00	119.00	113.00	113.00	113.00	40	21	-	3,100			
3,150	0.00	0.00	0.00	-	-	-	82	0.00	0.00	0.00	-	25.75	-	120	-	0.00	0.00	0.00	-	3,151.00	-	45	0.00	0.00	0.00	-	194.00	-	81	-	3,150			
3,200	0.00	0.00	0.00	-	-	-	43	0.00	0.00	0.00	-	17.00	-	45	-	0.00	0.00	0.00	-	3,201.00	-	80	0.00	0.00	0.00	-	235.00	-	40	-	3,200			
3,250	0.00	0.00	0.00	-	-	-	129	0.00	0.00	0.00	-	11.00	-	21	-	0.00	0.00	0.00	-	3,251.00	-	40	0.00	0.00	0.00	-	279.00	-	220	-	3,250			
3,300	0.00	0.00	0.00	-	-	-	-	0.00	0.00	0.00	-	6.90	-	20	-	0.00	0.00	0.00	-	3,301.00	-	22	0.00	0.00	0.00	-	325.00	-	40	-	3,300			

FTSE/Athex Large Cap

(Trade Unit: 1 Index Point x 2€ - Exercise Style: European, Cash Settlement)

Exercise Price	Call Options														Put Options										Exercise Price								
	September 2023							October 2023							Other Months		September 2023					October 2023					Other Months						
	Open price	Price max	Price min	Last price	Closing price	Volume	Open Interest	Open price	Price max	Price min	Last price	Closing price	Volume	Open Interest	Volume	Open Interest	Open price	Price max	Price min	Last price	Closing price	Volume	Open Interest	Open price		Price max	Price min	Last price	Closing price	Volume	Open Interest	Volume	Open Interest
3,350	0.00	0.00	0.00	-	-	-	-	0.00	0.00	0.00	-	4.20	-	-			0.00	0.00	0.00	-	3,351.00	-	-	0.00	0.00	0.00	-	372.00	-	-			3,350
3,400	0.00	0.00	0.00	-	-	-	-	0.00	0.00	0.00	-	2.50	-	-			0.00	0.00	0.00	-	3,401.00	-	-	0.00	0.00	0.00	-	420.00	-	-			3,400
3,450	0.00	0.00	0.00	-	-	-	-	0.00	0.00	0.00	-	1.40	-	-			0.00	0.00	0.00	-	3,451.00	-	-	0.00	0.00	0.00	-	469.00	-	-			3,450
3,500	0.00	0.00	0.00	-	-	-	-	0.00	0.00	0.00	-	0.78	-	-			0.00	0.00	0.00	-	3,501.00	-	-	0.00	0.00	0.00	-	518.00	-	-			3,500
Totals:						114	635						2	490	0	0						57	638					65	442	0	0		
Number of Trades:							11						1		0							7						4		0			

ALPHA SERVICES HOLD (CR)

(Contract Size: 100 Securities, Exercise Style: American, Physical Delivery)

Call Options														Put Options																					
September 2023							October 2023							Other Months		September 2023							October 2023							Other Months		Exercise Price			
Open price	Price max	Price min	Last price	Closing price	Volume	Open Interest	Open price	Price max	Price min	Last price	Closing price	Volume	Open Interest	Volume	Open Interest	Open price	Price max	Price min	Last price	Closing price	Volume	Open Interest	Open price	Price max	Price min	Last price	Closing price	Volume	Open Interest	Volume	Open Interest				
0.550	0.000	0.000	0.000		-	-										0.000	0.000	0.000	1.55	-	-											0.006			
0.600	0.000	0.000	0.000		-	-										0.000	0.000	0.000	1.60	-	-											0.006			
0.650	0.000	0.000	0.000		-	-										0.000	0.000	0.000	1.65	-	-											0.007			
0.700	0.000	0.000	0.000		-	-										0.000	0.000	0.000	1.70	-	-											0.007			
0.750	0.000	0.000	0.000		-	-										0.000	0.000	0.000	1.75	-	-											0.008			
0.800	0.000	0.000	0.000		-	-										0.000	0.000	0.000	1.80	-	-											0.008			
0.850	0.000	0.000	0.000		-	-										0.000	0.000	0.000	1.85	-	-											0.009			
0.900	0.000	0.000	0.000		-	-	0.000	0.000	0.000		0.452	-	-			0.000	0.000	0.000	1.90	-	-	0.000	0.000	0.000		0.001	-	-				0.009			
0.950	0.000	0.000	0.000		-	-	0.000	0.000	0.000		0.402	-	-			0.000	0.000	0.000	1.95	-	-	0.000	0.000	0.000		0.002	-	-				0.010			
1.000	0.000	0.000	0.000		-	-	0.000	0.000	0.000		0.352	-	-			0.000	0.000	0.000	2.00	-	-	0.000	0.000	0.000		0.001	-	-				0.010			
1.100	0.000	0.000	0.000		-	-	0.000	0.000	0.000		0.255	-	-			0.000	0.000	0.000	2.10	-	-	0.000	0.000	0.000		0.003	-	-				0.011			
1.200	0.000	0.000	0.000		-	-	0.000	0.000	0.000		0.167	-	-			0.000	0.000	0.000	2.20	-	-	0.000	0.000	0.000		0.015	-	-				0.012			
1.300	0.000	0.000	0.000		-	-	0.000	0.000	0.000		0.096	-	-			0.000	0.000	0.000	2.30	-	-	0.000	0.000	0.000		0.044	-	-				0.013			
1.400	0.000	0.000	0.000		-	-	0.000	0.000	0.000		0.048	-	-			0.000	0.000	0.000	2.40	-	-	0.000	0.000	0.000		0.095	-	-				0.014			
1.500	0.000	0.000	0.000		-	14	0.000	0.000	0.000		0.021	-	-			0.000	0.000	0.000	2.50	-	-	0.000	0.000	0.000		0.168	-	-				0.015			
1.600	0.000	0.000	0.000		-	-	0.000	0.000	0.000		0.008	-	-			0.000	0.000	0.000	2.60	-	-	0.000	0.000	0.000		0.256	-	-				0.016			
1.700	0.000	0.000	0.000		-	-	0.000	0.000	0.000		0.003	-	-			0.000	0.000	0.000	2.70	-	-	0.000	0.000	0.000		0.351	-	-				0.017			
1.800	0.000	0.000	0.000		-	-	0.000	0.000	0.000		0.001	-	-			0.000	0.000	0.000	2.80	-	-	0.000	0.000	0.000		0.450	-	-				0.018			
1.900	0.000	0.000	0.000		-	-	0.000	0.000	0.000		0.001	-	-			0.000	0.000	0.000	2.90	-	-	0.000	0.000	0.000		0.550	-	-				0.019			
2.000	0.000	0.000	0.000		-	-	0.000	0.000	0.000		0.001	-	-			0.000	0.000	0.000	3.00	-	-	0.000	0.000	0.000		0.650	-	-				0.020			
2.200	0.000	0.000	0.000		-	-	0.000	0.000	0.000		0.003	-	-			0.000	0.000	0.000	3.20	-	-	0.000	0.000	0.000		0.850	-	-				0.022			
2.400	0.000	0.000	0.000		-	-	0.000	0.000	0.000		0.001	-	-			0.000	0.000	0.000	3.40	-	-	0.000	0.000	0.000		1.05	-	-				0.024			
Totals:					0	14						0	0	0	0						0	0	0	0	0	0						0	0	0	0
Number of Trades:					0						0	0	0						0.00						0	0						0	0		

NATIONAL BANK (CR)

(Contract Size: 100 Securities, Exercise Style: American, Physical Delivery)

Call Options														Put Options																				
September 2023							October 2023							Other Months		September 2023							October 2023							Other Months				
Exercise Price	Open price	Price max	Price min	Last price	Closing price	Volume	Open Interest	Open price	Price max	Price min	Last price	Closing price	Volume	Open Interest	Volume	Open Interest	Open price	Price max	Price min	Last price	Closing price	Volume	Open Interest	Open price	Price max	Price min	Last price	Closing price	Volume	Open Interest	Volume	Open Interest	Exercise Price	
2.000	0.000	0.000	0.000			-	-						-	-			0.000	0.000	0.000		3.00	-	-			-	-							0.020
2.200	0.000	0.000	0.000			-	-						-	-			0.000	0.000	0.000		3.20	-	-			-	-							0.022
2.400	0.000	0.000	0.000			-	-						-	-			0.000	0.000	0.000		3.40	-	-			-	-							0.024
2.600	0.000	0.000	0.000			-	-						-	-			0.000	0.000	0.000		3.60	-	-			-	-							0.026
2.800	0.000	0.000	0.000			-	-						-	-			0.000	0.000	0.000		3.80	-	-			-	-							0.028
3.000	0.000	0.000	0.000			-	-						-	-			0.000	0.000	0.000		4.00	-	-			-	-							0.030
3.200	0.000	0.000	0.000			-	-						-	-			0.000	0.000	0.000		4.20	-	-			-	-							0.032
3.400	0.000	0.000	0.000			-	-						-	-			0.000	0.000	0.000		4.40	-	-			-	-							0.034
3.600	0.000	0.000	0.000			-	-						-	-			0.000	0.000	0.000		4.60	-	-			-	-							0.036
3.800	0.000	0.000	0.000			-	-	0.000	0.000	0.000		1.90	-	-			0.000	0.000	0.000		4.80	-	-	0.000	0.000	0.000	0.001	-	-					0.038
4.000	0.000	0.000	0.000			-	-	0.000	0.000	0.000		1.70	-	-			0.000	0.000	0.000		5.00	-	-	0.000	0.000	0.000	0.001	-	-					0.040
4.400	0.000	0.000	0.000			-	-	0.000	0.000	0.000		1.30	-	-			0.000	0.000	0.000		5.40	-	-	0.000	0.000	0.000	0.004	-	-					0.044
4.800	0.000	0.000	0.000			-	-	0.000	0.000	0.000		0.924	-	-			0.000	0.000	0.000		5.80	-	-	0.000	0.000	0.000	0.025	-	-					0.048
5.200	0.000	0.000	0.000			-	-	0.000	0.000	0.000		0.592	-	-			0.000	0.000	0.000		6.20	-	-	0.000	0.000	0.000	0.091	-	-					0.052
5.600	0.000	0.000	0.000			-	-	0.000	0.000	0.000		0.335	-	-			0.000	0.000	0.000		6.60	-	-	0.000	0.000	0.000	0.234	-	-					0.056
6.000	0.000	0.000	0.000			-	-	0.000	0.000	0.000		0.166	-	-			0.000	0.000	0.000		7.00	-	270	0.000	0.000	0.000	0.466	-	-					0.060
6.400	0.000	0.000	0.000			-	4	0.000	0.000	0.000		0.072	-	-			0.000	0.000	0.000		7.40	-	-	0.000	0.000	0.000	0.772	-	-					0.064
6.800	0.000	0.000	0.000			-	-	0.000	0.000	0.000		0.027	-	-			0.000	0.000	0.000		7.80	-	-	0.000	0.000	0.000	1.13	-	-					0.068
7.200	0.000	0.000	0.000			-	-	0.000	0.000	0.000		0.009	-	-			0.000	0.000	0.000		8.20	-	-	0.000	0.000	0.000	1.51	-	-					0.072
7.600	0.000	0.000	0.000			-	-	0.000	0.000	0.000		0.003	-	-			0.000	0.000	0.000		8.60	-	-	0.000	0.000	0.000	1.91	-	-					0.076
8.000	0.000	0.000	0.000			-	-	0.000	0.000	0.000		0.001	-	-			0.000	0.000	0.000		9.00	-	-	0.000	0.000	0.000	2.31	-	-					0.080
8.400	0.000	0.000	0.000			-	-	0.000	0.000	0.000		0.001	-	-			0.000	0.000	0.000		9.40	-	-	0.000	0.000	0.000	2.71	-	-					0.084
Totals:						0	4						0	0	0	0						0	270				0	0	0	50				
Number of Trades:						0							0		0							0.00					0		0					

OPAP (CR)

(Contract Size: 100 Securities, Exercise Style: American, Physical Delivery)

Exercise Price	Call Options														Exercise Price															
	September 2023							October 2023								Other Months														
	Open price	Price max	Price min	Last price	Closing price	Volume	Open Interest	Open price	Price max	Price min	Last price	Closing price	Volume	Open Interest		Volume	Open Interest													
8.800	0.000	0.000	0.000	-	-	-	-	-	-	-	-	-	-	-	-	-	0.000	0.000	0.000	9.80	-	-	-	-	0.088					
9.200	0.000	0.000	0.000	-	-	-	-	-	-	-	-	-	-	-	-	-	0.000	0.000	0.000	10.20	-	-	-	-	0.092					
9.600	0.000	0.000	0.000	-	-	-	-	-	-	-	-	-	-	-	-	-	0.000	0.000	0.000	10.60	-	-	-	-	0.096					
10.000	0.000	0.000	0.000	-	-	-	0.000	0.000	0.000	6.02	-	-	-	-	-	-	0.000	0.000	0.000	11.00	-	-	0.000	0.000	0.100					
11.000	0.000	0.000	0.000	-	-	-	0.000	0.000	0.000	5.02	-	-	-	-	-	-	0.000	0.000	0.000	12.00	-	-	0.000	0.000	0.110					
12.000	0.000	0.000	0.000	-	-	-	0.000	0.000	0.000	4.02	-	-	-	-	-	-	0.000	0.000	0.000	13.00	-	-	0.000	0.000	0.120					
13.000	0.000	0.000	0.000	-	-	-	0.000	0.000	0.000	3.03	-	-	-	-	-	-	0.000	0.000	0.000	14.00	-	-	0.000	0.000	0.130					
14.000	0.000	0.000	0.000	-	-	-	0.000	0.000	0.000	2.04	-	-	-	-	-	-	0.000	0.000	0.000	15.00	-	10	0.000	0.000	0.140					
15.000	0.000	0.000	0.000	-	-	-	0.000	0.000	0.000	1.13	-	10	-	-	-	-	0.000	0.000	0.000	16.00	-	20	0.000	0.000	0.150					
16.000	0.000	0.000	0.000	-	-	12	0.000	0.000	0.000	0.461	-	64	-	-	-	-	0.000	0.000	0.000	17.00	-	-	0.000	0.000	0.160					
17.000	0.000	0.000	0.000	-	-	10	0.000	0.000	0.000	0.129	-	6	-	-	-	-	0.000	0.000	0.000	18.00	-	-	0.000	0.000	0.170					
18.000	0.000	0.000	0.000	-	-	5	0.000	0.000	0.000	0.024	-	-	-	-	-	-	0.000	0.000	0.000	19.00	-	-	0.000	0.000	0.180					
19.000	0.000	0.000	0.000	-	-	-	0.000	0.000	0.000	0.003	-	-	-	-	-	-	0.000	0.000	0.000	20.00	-	-	0.000	0.000	0.190					
20.000	0.000	0.000	0.000	-	-	-	0.000	0.000	0.000	0.001	-	-	-	-	-	-	0.000	0.000	0.000	21.00	-	-	0.000	0.000	0.200					
22.000	0.000	0.000	0.000	-	-	-	0.000	0.000	0.000	0.001	-	-	-	-	-	-	0.000	0.000	0.000	23.00	-	-	0.000	0.000	0.220					
24.000	0.000	0.000	0.000	-	-	-	0.000	0.000	0.000	0.001	-	-	-	-	-	-	0.000	0.000	0.000	25.00	-	-	0.000	0.000	0.240					
Totals:						0	27					0	80	0	0								0	30			0	50	0	0
Number of Trades:							0						0											0.00				0		0

OTE (CR)

(Contract Size: 100 Securities, Exercise Style: American, Physical Delivery)

Call Options														Put Options																		
September 2023							October 2023							Other Months		September 2023							October 2023							Other Months		Exercise Price
Open price	Price max	Price min	Last price	Closing price	Volume	Open Interest	Open price	Price max	Price min	Last price	Closing price	Volume	Open Interest	Volume	Open Interest	Open price	Price max	Price min	Last price	Closing price	Volume	Open Interest	Open price	Price max	Price min	Last price	Closing price	Volume	Open Interest	Volume	Open Interest	
9.200	0.000	0.000	0.000		-	-	0.000	0.000	0.000		4.07	-	-			0.000	0.000	0.000		10.20	-	-	0.000	0.000	0.000		0.001	-	-			0.092
9.600	0.000	0.000	0.000		-	-	0.000	0.000	0.000		3.67	-	-			0.000	0.000	0.000		10.60	-	-	0.000	0.000	0.000		0.001	-	-			0.096
10.000	0.000	0.000	0.000		-	-	0.000	0.000	0.000		3.27	-	-			0.000	0.000	0.000		11.00	-	-	0.000	0.000	0.000		0.001	-	-			0.100
11.000	0.000	0.000	0.000		-	-	0.000	0.000	0.000		2.27	-	-			0.000	0.000	0.000		12.00	-	-	0.000	0.000	0.000		0.002	-	-			0.110
12.000	0.000	0.000	0.000		-	-	0.000	0.000	0.000		1.31	-	-			0.000	0.000	0.000		13.00	-	-	0.000	0.000	0.000		0.041	-	-			0.120
13.000	0.000	0.000	0.000		-	-	0.000	0.000	0.000		0.548	-	-			0.000	0.000	0.000		14.00	-	-	0.000	0.000	0.000		0.274	-	-			0.130
14.000	0.000	0.000	0.000		-	-	0.000	0.000	0.000		0.148	-	-			0.000	0.000	0.000		15.00	-	-	0.000	0.000	0.000		0.875	-	-			0.140
15.000	0.000	0.000	0.000		-	10	0.000	0.000	0.000		0.024	-	60			0.000	0.000	0.000		16.00	-	35	0.000	0.000	0.000		1.76	-	-			0.150
16.000	0.000	0.000	0.000		-	-	0.000	0.000	0.000		0.002	-	-			0.000	0.000	0.000		17.00	-	-	0.000	0.000	0.000		2.75	-	-			0.160
17.000	0.000	0.000	0.000		-	-	0.000	0.000	0.000		0.001	-	-			0.000	0.000	0.000		18.00	-	-	0.000	0.000	0.000		3.75	-	-			0.170
18.000	0.000	0.000	0.000		-	-	0.000	0.000	0.000		0.001	-	-			0.000	0.000	0.000		19.00	-	-	0.000	0.000	0.000		4.75	-	-			0.180
19.000	0.000	0.000	0.000		-	-	0.000	0.000	0.000		0.001	-	-			0.000	0.000	0.000		20.00	-	-	0.000	0.000	0.000		5.75	-	-			0.190
20.000	0.000	0.000	0.000		-	-						-	-			0.000	0.000	0.000		21.00	-	-				-	-				0.200	
22.000	0.000	0.000	0.000		-	-						-	-			0.000	0.000	0.000		23.00	-	-				-	-				0.220	
Totals:					0	10						0	60	0	0						0	35						0	0	0	0	0
Number of Trades:					0							0		0								0.00						0		0		

PIRAEUS FINANCIAL HOLD (CR)

(Contract Size: 100 Securities, Exercise Style: American, Physical Delivery)

Exercise Price	Call Options														Exercise Price															
	September 2023							October 2023								Other Months		Put Options												
	Open price	Price max	Price min	Last price	Closing price	Volume	Open Interest	Open price	Price max	Price min	Last price	Closing price	Volume	Open Interest		Volume	Open Interest	Open price	Price max	Price min	Last price	Closing price	Volume	Open Interest	Volume	Open Interest				
0.750	0.000	0.000	0.000			-	-						-	-			0.000	0.000	0.000	1.75	-	-			-	-			0.008	
0.800	0.000	0.000	0.000			-	-						-	-			0.000	0.000	0.000	1.80	-	-			-	-			0.008	
0.850	0.000	0.000	0.000			-	-						-	-			0.000	0.000	0.000	1.85	-	-			-	-			0.009	
0.900	0.000	0.000	0.000			-	-						-	-			0.000	0.000	0.000	1.90	-	-			-	-			0.009	
0.950	0.000	0.000	0.000			-	-						-	-			0.000	0.000	0.000	1.95	-	-			-	-			0.010	
1.000	0.000	0.000	0.000			-	-						-	-			0.000	0.000	0.000	2.00	-	-			-	-			0.010	
1.100	0.000	0.000	0.000			-	-						-	-			0.000	0.000	0.000	2.10	-	-			-	-			0.011	
1.200	0.000	0.000	0.000			-	-						-	-			0.000	0.000	0.000	2.20	-	-			-	-			0.012	
1.300	0.000	0.000	0.000			-	-						-	-			0.000	0.000	0.000	2.30	-	-			-	-			0.013	
1.400	0.000	0.000	0.000			-	-						-	-			0.000	0.000	0.000	2.40	-	-			-	-			0.014	
1.500	0.000	0.000	0.000			-	-						-	-			0.000	0.000	0.000	2.50	-	-			-	-			0.015	
1.600	0.000	0.000	0.000			-	-						-	-			0.000	0.000	0.000	2.60	-	-			-	-			0.016	
1.700	0.000	0.000	0.000			-	-						-	-			0.000	0.000	0.000	2.70	-	-			-	-			0.017	
1.800	0.000	0.000	0.000			-	-						-	-			0.000	0.000	0.000	2.80	-	-			-	-			0.018	
1.900	0.000	0.000	0.000			-	-	0.000	0.000	0.000	0.894	-	-			0.000	0.000	0.000	2.90	-	-	0.000	0.000	0.000	0.001	-	-			0.019
2.000	0.000	0.000	0.000			-	-	0.000	0.000	0.000	0.794	-	-			0.000	0.000	0.000	3.00	-	-	0.000	0.000	0.000	0.001	-	-			0.020
2.200	0.000	0.000	0.000			-	-	0.000	0.000	0.000	0.598	-	-			0.000	0.000	0.000	3.20	-	-	0.000	0.000	0.000	0.003	-	-			0.022
2.400	0.000	0.000	0.000			-	-	0.000	0.000	0.000	0.412	-	-			0.000	0.000	0.000	3.40	-	-	0.000	0.000	0.000	0.017	-	-			0.024
2.600	0.000	0.000	0.000			-	-	0.000	0.000	0.000	0.253	-	-			0.000	0.000	0.000	3.60	-	-	0.000	0.000	0.000	0.058	-	-			0.026
2.800	0.000	0.000	0.000			-	-	0.000	0.000	0.000	0.136	-	-			0.000	0.000	0.000	3.80	-	-	0.000	0.000	0.000	0.141	-	-			0.028
3.000	0.000	0.000	0.000			-	-	0.000	0.000	0.000	0.064	-	-			0.000	0.000	0.000	4.00	-	-	0.000	0.000	0.000	0.268	-	-			0.030
3.200	0.000	0.000	0.000			-	-	0.000	0.000	0.000	0.026	-	-			0.000	0.000	0.000	4.20	-	-	0.000	0.000	0.000	0.431	-	-			0.032
3.400	0.000	0.000	0.000			-	4	0.000	0.000	0.000	0.009	-	4			0.000	0.000	0.000	4.40	-	-	0.000	0.000	0.000	0.616	-	-			0.034
3.600	0.000	0.000	0.000			-	-	0.000	0.000	0.000	0.003	-	-			0.000	0.000	0.000	4.60	-	-	0.000	0.000	0.000	0.810	-	-			0.036
3.800	0.000	0.000	0.000			-	-	0.000	0.000	0.000	0.001	-	-			0.000	0.000	0.000	4.80	-	-	0.000	0.000	0.000	1.01	-	-			0.038
4.000	0.000	0.000	0.000			-	-	0.000	0.000	0.000	0.001	-	-			0.000	0.000	0.000	5.00	-	-	0.000	0.000	0.000	1.21	-	-			0.040
4.400	0.000	0.000	0.000			-	-	0.000	0.000	0.000	0.001	-	-			0.000	0.000	0.000	5.40	-	-	0.000	0.000	0.000	1.61	-	-			0.044
4.800	0.000	0.000	0.000			-	-	0.000	0.000	0.000	0.004	-	-			0.000	0.000	0.000	5.80	-	-	0.000	0.000	0.000	2.01	-	-			0.048
5.200	0.000	0.000	0.000			-	-	0.000	0.000	0.000	0.001	-	-			0.000	0.000	0.000	6.20	-	-	0.000	0.000	0.000	2.41	-	-			0.052
Totals:						0	4					0	4	0	0						0	0			0	5	0	0		
Number of Trades:						0						0		0							0.00				0		0			

PPC (CR)

(Contract Size: 100 Securities, Exercise Style: American, Physical Delivery)

Exercise Price	Call Options														Put Options																						
	September 2023						October 2023						Other Months		September 2023						October 2023						Other Months		Exercise Price								
	Open price	Price max	Price min	Last price	Closing price	Volume	Open Interest	Open price	Price max	Price min	Last price	Closing price	Volume	Open Interest	Volume	Open Interest	Open price	Price max	Price min	Last price	Closing price	Volume	Open Interest	Open price	Price max	Price min	Last price	Closing price		Volume	Open Interest	Volume	Open Interest				
3.600	0.000	0.000	0.000			-	-							-	-									0.000	0.000	0.000	4.60	-		-							
3.800	0.000	0.000	0.000			-	-							-	-									0.000	0.000	0.000	4.80	-	-								0.038
4.000	0.000	0.000	0.000			-	-							-	-									0.000	0.000	0.000	5.00	-	-								0.040
4.400	0.000	0.000	0.000			-	-							-	-									0.000	0.000	0.000	5.40	-	-								0.044
4.800	0.000	0.000	0.000			-	-							-	-									0.000	0.000	0.000	5.80	-	-								0.048
5.200	0.000	0.000	0.000			-	-							-	-									0.000	0.000	0.000	6.20	-	-								0.052
5.600	0.000	0.000	0.000			-	-							-	-									0.000	0.000	0.000	6.60	-	-								0.056
6.000	0.000	0.000	0.000			-	-							-	-									0.000	0.000	0.000	7.00	-	-								0.060
6.400	0.000	0.000	0.000			-	-							-	-									0.000	0.000	0.000	7.40	-	-								0.064
6.800	0.000	0.000	0.000			-	-							-	-									0.000	0.000	0.000	7.80	-	-								0.068
7.200	0.000	0.000	0.000			-	-	0.000	0.000	0.000	2.08	-	-			0.000	0.000	0.000	0.005	-	-		0.000	0.000	0.000	8.20	-	-	0.000	0.000	0.000	0.005	-	-		0.072	
7.600	0.000	0.000	0.000			-	-	0.000	0.000	0.000	1.69	-	-			0.000	0.000	0.000	0.017	-	-		0.000	0.000	0.000	8.60	-	-	0.000	0.000	0.000	0.017	-	-		0.076	
8.000	0.000	0.000	0.000			-	-	0.000	0.000	0.000	1.33	-	-			0.000	0.000	0.000	0.050	-	-		0.000	0.000	0.000	9.00	-	-	0.000	0.000	0.000	0.050	-	-		0.080	
8.400	0.000	0.000	0.000			-	-	0.000	0.000	0.000	0.990	-	-			0.000	0.000	0.000	0.113	-	-		0.000	0.000	0.000	9.40	-	-	0.000	0.000	0.000	0.113	-	-		0.084	
8.800	0.000	0.000	0.000			-	-	0.000	0.000	0.000	0.705	-	5			0.000	0.000	0.000	0.228	-	-		0.000	0.000	0.000	9.80	-	-	0.000	0.000	0.000	0.228	-	-		0.088	
9.200	0.000	0.000	0.000			-	-	0.000	0.000	0.000	0.472	-	5			0.000	0.000	0.000	0.395	-	-		0.000	0.000	0.000	10.20	-	5	0.000	0.000	0.000	0.395	-	-		0.092	
9.600	0.000	0.000	0.000			-	60	0.000	0.000	0.000	0.298	-	52			0.000	0.000	0.000	0.621	-	-		0.000	0.000	0.000	10.60	-	52	0.000	0.000	0.000	0.621	-	-		0.096	
10.000	0.000	0.000	0.000			-	45	0.000	0.000	0.000	0.179	-	11			0.000	0.000	0.000	0.903	-	-		0.000	0.000	0.000	11.00	-	50	0.000	0.000	0.000	0.903	-	-		0.100	
11.000	0.000	0.000	0.000			-	12	0.000	0.000	0.000	0.038	-	64			0.000	0.000	0.000	1.76	-	-		0.000	0.000	0.000	12.00	-	-	0.000	0.000	0.000	1.76	-	-		0.110	
12.000	0.000	0.000	0.000			-	21	0.000	0.000	0.000	0.006	-	-			0.000	0.000	0.000	2.74	-	-		0.000	0.000	0.000	13.00	-	-	0.000	0.000	0.000	2.74	-	-		0.120	
13.000	0.000	0.000	0.000			-	-	0.000	0.000	0.000	0.001	-	-			0.000	0.000	0.000	3.74	-	-		0.000	0.000	0.000	14.00	-	-	0.000	0.000	0.000	3.74	-	-		0.130	
14.000	0.000	0.000	0.000			-	-	0.000	0.000	0.000	0.001	-	-			0.000	0.000	0.000	4.74	-	-		0.000	0.000	0.000	15.00	-	-	0.000	0.000	0.000	4.74	-	-		0.140	
15.000	0.000	0.000	0.000			-	-	0.000	0.000	0.000	0.001	-	-			0.000	0.000	0.000	5.74	-	-		0.000	0.000	0.000	16.00	-	-	0.000	0.000	0.000	5.74	-	-		0.150	
16.000	0.000	0.000	0.000			-	-	0.000	0.000	0.000	0.001	-	-			0.000	0.000	0.000	6.74	-	-		0.000	0.000	0.000	17.00	-	-	0.000	0.000	0.000	6.74	-	-		0.160	
Totals:						0	138					0	137	0	0								0	107							0	319	0	0			
Number of Trades:						0						0		0									0.00								0		0				

Lending Products	Underlying Title	Multilateral Transactions[1]					Bilateral Transactions[2]		Stock Borrowing through OTC (volume)[3]
		Open Interest[5]	Volume(Offered)	Average Weighted	Transactions volume	Average Weighted	Transactions Volume	Average Weighted	Transactions Volume
ADMIEBOR	ADMIE (IPTO) HOLDING S.A. (CR)	---	---	---	---	---	---	417,006	
AEGNBOR	AEGEAN AIRLINES (CR)	---	---	---	---	---	---	168,111	
ALPHABOR	ALPHA SERVICES HOLD (CR)	200	---	---	39,581	7.71%	---	57,340,801	
OTOELBOR	AUTOHELLAS SA (CR)	1,050	---	---	---	---	---	166,713	
AVAXBOR	AVAX S.A. (CR)	---	---	---	---	---	---	---	
EEEBOR	CC HBC AG (CR)	3,482	---	---	1,566	6.16%	---	47,768	
CENERBOR	CENERGY HOLDINGS (CB)	15,088	---	---	2,413	4.75%	---	106,323	
ELLAKTORBOR	ELLAKTOR (CR)	2,181	---	---	---	---	---	88,663	
ELHABOR	ELVALHALCOR (CR)	9,788	---	---	---	---	---	64,887	
EUROBBOR	EUROBANK HOLDINGS (CR)	15,000	---	---	---	---	---	34,127,465	
EYDAPBOR	EYDAP S.A. (CR)	7,845	---	---	---	---	---	240,068	
FFGRPBOR	FOLLI FOLLIE (CR)	---	---	---	---	---	---	886,279	
FOYRKBOR	FOURLIS (CR)	2,230	---	---	---	---	---	12,123	
GEKTERNABOR	GEK TERNA (CR)	---	---	---	---	---	---	3,698	
SARBOR	GR. SARANTIS S.A. (CR)	1,946	---	---	---	---	---	96,810	
EXAEBOR	HELLENIC EXCHANGES-A.S.E. (CR)	11,200	---	---	1,000	4.75%	---	212,506	
ELPEBOR	HELLENIQ ENERGY (CR)	1,443	---	---	799	4.75%	---	346,135	
INTRKBOR	INTRACOM HOLDINGS (CR)	---	---	---	---	---	---	---	
INKATBOR	INTRAKAT (CR)	---	---	---	---	---	---	---	
BELABOR	JUMBO SA (CR)	23,337	---	---	1,460	4.75%	---	196,329	
LAMDABOR	LAMDA DEVELOPMENT SA (CR)	400	---	---	---	---	---	555,916	
MIGBOR	MIG (CR)	1,522	---	---	---	---	---	40,179	
MOHBOR	MOTOR OIL (CR)	28,891	---	---	567	4.75%	---	466,251	
MYTILBOR	MYTILINEOS (CR)	6,432	---	---	1,200	6.53%	---	124,624	
ETEBOR	NATIONAL BANK (CR)	541	---	---	---	---	---	9,223,424	
OPAPBOR	OPAP (CR)	14,000	---	---	---	---	---	1,560,706	
HTOBOR	OTE (CR)	1,000	---	---	---	---	12,000	0.01%	2,185,515
PPABOR	P.P.A. S.A. (CR)	---	---	---	---	---	---	65,287	
TPEIRBOR	PIRAEUS FINANCIAL HOLD (CR)	5,000	---	---	---	---	---	1,848,473	
PPCBOR	PPC (CR)	3,000	---	---	3,000	7.35%	---	1,279,023	
QUALBOR	QUALITY & RELIABILITY SA (CR)	---	---	---	---	---	---	---	

Stock Lending Notes

[1] - Multilateral contracts Lending or Borrowing as per Methods 8-1, 8-2 and 8-3-3 (According to ATHEX BoD Resolution No.17)

[2] - Bilateral Contracts Lending or Borrowing as per Methods 8-3-1 and 8-3-2 (According to ATHEX BoD Resolution No.20)

[3] - The information concerning OTC Stock Borrowing Transactions is based on the statements of the Dematerialised Securities System (DSS) operators involved and refers to volumes that have been registered up until the previous working day.

[4] - Average Price (Volume weighted)

[5] - The Data concerning Open Interest before the start of trading session

Lending Products	Underlying Title	Open Interest[5]	Multilateral Transactions[1]				Bilateral Transactions[2]		Stock Borrowing through OTC (volume)[3]
			Volume(Offered)	Average Weighted	Transactions volume	Average Weighted	Transactions Volume	Average Weighted	Transactions Volume
QUESTBOR	QUEST HOLDINGS (CR)	---	---	---	---	---	1,000	4.75%	41,564
TENERGYBOR	TERNA ENERGY (CR)	---	---	---	---	---	---	---	262,546
TITCBOR	TITAN CEMENT (CB)	3,777	---	---	475	4.75%	---	---	292,853
VIOBOR	VIOHALCO SA/NV (CB)	6,744	---	---	---	---	---	---	---

Stock Lending Notes

[1] - Multilateral contracts Lending or Borrowing as per Methods 8-1, 8-2 and 8-3-3 (According to ATHEX BoD Resolution No.17)

[2] - Bilateral Contracts Lending or Borrowing as per Methods 8-3-1 and 8-3-2 (According to ATHEX BoD Resolution No.20)

[3] - The information concerning OTC Stock Borrowing Transactions is based on the statements of the Dematerialised Securities System (DSS) operators involved and refers to volumes that have been registered up until the previous working day.

[4] - Average Price (Volume weighted)

[5] - The Data concerning Open Interest before the start of trading session

Sectors codification for listed companies

12003-	ETF	10101010	Computer Services
10101015	Software	10102030	Computer Hardware
15101010	Telecommunications Equipment	15102015	Telecommunications Services
20101010	Health Care Facilities	20101025	Health Care Services
20102010	Medical Equipment	20103015	Pharmaceuticals
30101010	Banks	30202000	Diversified Financial Services
30202010	Asset Managers & Custodians	30202015	Investment Services
30204000	Closed End Investments	30302010	Full Line Insurance
30302015	Insurance Brokers	30302025	Property and Casualty Insurance
35101010	Real Estate Holding and Development	35101015	Real Estate Services
35102000	Diversified REITs	35102030	Office REITs
40201040	Rental & Leasing Services: Consumer	40202010	Home Construction
40202015	Household Furnishings	40202020	Household Appliance
40203040	Electronic Entertainment	40203045	Toys
40204020	Clothing & Accessories	40301010	Entertainment
40301030	Publishing	40301035	Radio & TV Broadcasters
40401010	Diversified Retailers	40401020	Apparel Retailers
40401025	Home Improvement Retailers	40401030	Specialty Retailers
40501010	Airlines	40501015	Travel & Tourism
40501020	Casinos & Gambling	40501025	Hotels & Motels
45101015	Distillers & Vintners	45101020	Soft Drinks
45102010	Farming Fishing Ranching & Plantations	45102020	Food Products
45103010	Tobacco	45201010	Food Retailers & Wholesalers
45201020	Personal Products	50101010	Construction
50101020	Building Roof/Wallboard and Plumbing	50101030	Cement
50101035	Building Materials: Other	50202010	Electrical Components
50203000	Diversified Industrials	50203015	Plastics
50203030	Containers & Packaging	50204000	Machinery: Industrial
50204020	Machinery: Construction & Handling	50205010	Industrial Suppliers
50205020	Back Office Support HR & Consulting	50205030	Forms & Bulk Printing Services
50206015	Commercial Vehicles & Parts	50206030	Marine Transportation
50206060	Transportation Services	55101000	Diversified Materials
55101020	Textile Products	55102000	General Mining
55102010	Iron & Steel	55102015	Metal Fabricating
55102035	Aluminum	60101020	Oil Refining and Marketing
65101010	Alternative Electricity	65101015	Conventional Electricity
65102030	Water		



ATHEX
Athens Stock Exchange

Λεωφ. Αθηνών 110 104 42 Αθήνα
110, Athinon Ave. GR 104 42 Athens
tel. (+30)210-33.66.800, fax (+30)210-33.66.101
www.athexgroup.gr