

23

Ημερήσιο Δελτίο  
Συναλλακτικής Δραστηριότητας

Daily Official List  
of Trading Activity

Thursday, 14 September, 2023

Year: 144 Trading Day No: 175



**ATHEXGROUP**  
Athens Exchange Group

**Disclaimer:**

Hellenic Exchanges-Athens Stock Exchange S.A endeavours to ensure that the data and other material ("Information") presented on the Daily Official List are accurate and complete, but it is not liable for any errors or omissions of data or /and for the accuracy, credibility, updating and completeness of the aforesaid information nor it has any liability arising directly or indirectly from the use of the above Information.

The Company is not liable for the accuracy of the data included in listed companies' announcements. Only the sender of such an announcement is fully and solely liable for any infringement of third party's rights from the content of such announcement. All contents of the Daily Official List are provided only for information purposes and do not constitute investment advice or solicitation to invest in securities or other products listed for trading on the Exchange.

You acknowledge and agree that the Company is the owner of any property rights related to any Information appearing on the Daily Official List including intellectual property rights copyright, trademarks, etc.

The above data are a property of the Hellenic Exchanges-Athens Exchange and are copyright protected. Users are forbidden to reproduce, modify, copy, sale, transmit or redistribute, by all reproduction means and methods, part or the whole of the above data, without reference to their source.

The commercial exploitation of these data is, also, forbidden by third parties. Hellenic Exchanges-Athens Exchange does not carry any responsibility, direct or indirect, derived from usage or accidental alteration of the above data when used by third parties.

---

**Hellenic Exchanges – Athens Stock Exchange S.A.**

110 Athinon Ave., 10442 Athens, Tel: (210) 33.66.800, Fax: (210) 32.13.938

[www.athexgroup.gr](http://www.athexgroup.gr)

---

**Thessalonica Stock Exchange Center (T.S.E.C)**

16-18 Katouni Str., Thessalonica 546 25 Tel: (2310) 567.667, Fax: (2310) 530.545

**Athex Members Guarantee Fund**

14-16 Fidiou Str., Athens 106 78, Tel: (210) 33.04.682, Fax: (210) 33.04.155

**Hellenic Republic Capital Market Commission**

1 Kolokotroni Str. & 1 Stadiou Str., Athens 10562 Tel: (210) 33.77.100 Fax: (210) 33.77.173

---

**Table of Contents**

---

**Section 1: Statistical Figures of Securities, Derivatives and Lending**

Summary of Markets

Athex Indices

Analytic Figures for Athex Market's Boards and Categories

Trading Details by Athex Sectors and Financial Instruments (ETFs)

Top 10 best &amp; worst performing Shares

Derivatives Summary

**Section 2: Analytic Figures of Shares Transactions**

Analytic Figures of Shares Transactions

Shares' Notes

**Section 3: Figures of Securities Transactions**

Securities Blocks Details

Shares Rights Details

Stock Borrowing

Forced Sales Details

Forced Sales Registered Shares

Exchange Traded Funds (ETFs) Characteristics

**Section 5: Bonds traded in Fixed Income Assets Market**

Convertible Corporate Bonds - Regulated Market

Non Convertible Corporate Bonds - Regulated Market

Government Bonds

Treasury Bills &amp; Zero Coupon Government Bonds

Government Bonds Traded with the Open Outcry Method

State Banks Bonds

**Section 6: Additional Infos**

Athex &amp; ATHEXClear Members List

List of Stocks under Market Making operations

**Section 7: Derivatives Market Analytic Figures**

Index Futures

Stock Futures

Index Options

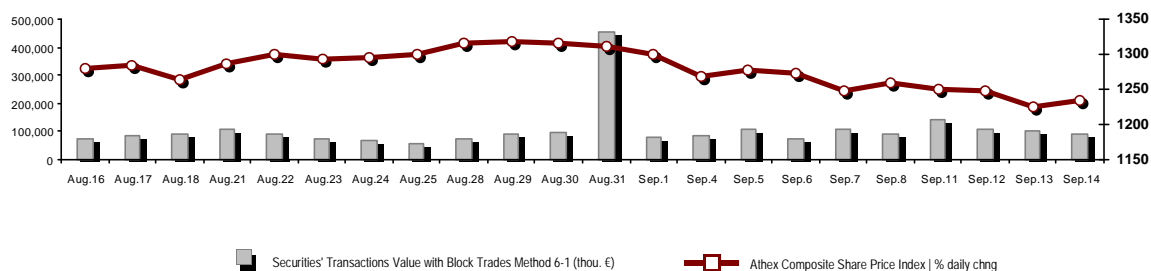
Stock Options

Stock Lending Analytic Figures

**Appendix A: Sectors codification for listed companies**

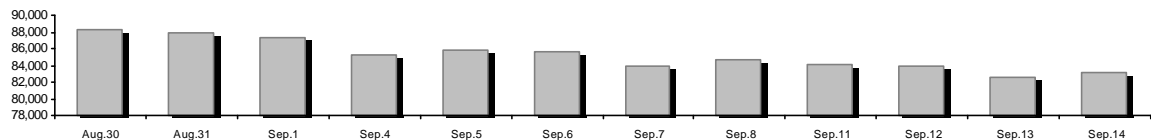
## Summary of Markets

Athex Composite Share Price Index vs Shares and Derivatives Transactions Value

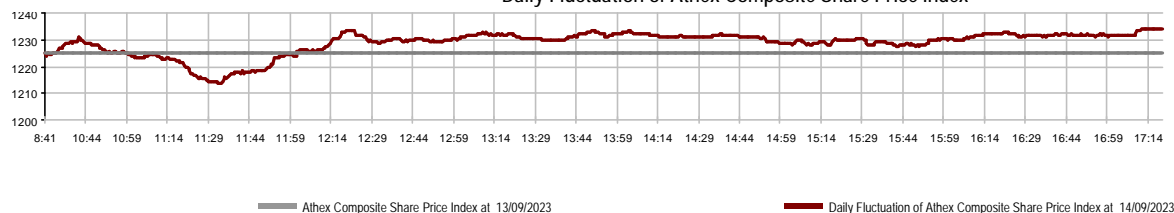


Athex Capitalisation (mill. €)**:	83,073.78	Derivatives Total Open Interest	536,011
Daily change: mill. €   %	562.36 0.68%	in Index Futures   % daily chng	5,188 -1.46%
Yearly Avg Capitalisation: mill. €   % chng prev year Avg	79,195.61 25.59%	in Stock Futures   % daily chng	527,461 3.05%
Athex Composite Share Price Index   % daily chng	1,233.81 0.70%	in Index Options   % daily chng	2,023 -2.36%
Athex Composite Share Price Index Capitalisation (mill. €)	75,968.00	in Stock Options   % daily chng	1,339 1.67%
Daily change (mill. €)	551.79		
Securities' Transactions Value with Block Trades Method 6-1 (t)	88,835.93	Derivatives Contracts Volume:	196,430
Daily change: %	-11,459.60 -11.43%	Daily change: pieces   %	-32,553 -14.22%
YtD Avg Trans. Value: thou. €   % chng prev year Avg	105,578.52 46.13%	YtD Avg Derivatives Contracts % chng prev year Avg	46,716 36.00%
Blocks Transactions Value of Method 6-1 (thou. €)	4,952.36	Derivatives Trades Number:	6,130
Blocks Transactions Value of Method 6-2 & 6-3 (thou. €)	0.00	Daily change: number   %	299 5.13%
Bonds Transactions Value (thou.€)	1,321.71	YtD Avg Trades number % chng prev year Avg	2,394 16.53%
Securities' Transactions Volume with Block Trades Method 6-1 (tho)	23,734.08	Lending Total Open Interest	142,588
Daily change: thou. pieces   %	-4,921.58 -17.17%	Daily change: pieces   %	-10,609 -6.93%
YtD Avg Volume: % chng prev year Avg	34,722.61 22.48%	Lending Volume (Multilateral/Bilateral)	38,009
Blocks Transactions Volume of Method 6-1 (thou. Pieces)	1,608.44	Daily change: pieces   %	-16,534
Blocks Transactions Volume of Method 6-2 & 6-3 (thou. Pieces)	0.00		
Bonds Transactions Volume	1,367,000	Multilateral Lending	23,509
		Bilateral Lending	14,500
Securities' Trades Number with Block Trades Method 6-1	41,318	Lending Trades Number:	20
Daily change: number   %	-5,879 -12.46%	Daily change: %	12
YtD Avg Trades number % chng prev year Avg	36,368 23.63%	Multilateral Lending Trades Number	19
Number of Blocks Method 6-1	6	Bilateral Lending Trades Number	1
Number of Blocks Method 6-2 & 6-3	0		
Number of Bonds Transactions	212		

Athex Capitalisation (mill. €)\*\*



Daily Fluctuation of Athex Composite Share Price Index



## Athex Indices

Index name	14/09/2023	13/09/2023	pts.	%	Min	Max	Year min	Year max	Year change
Athex Composite Share Price Index	1,233.81 #	1,225.25	8.56	0.70%	1,213.64	1,233.81	929.79	1,351.68	32.70% #
Athex ESG Index	1,403.01 #	1,391.46	11.55	0.83%	1,378.69	1,403.61	1,057.52	1,541.00	32.65% #
FTSE/Athex Large Cap	2,989.67 #	2,965.43	24.24	0.82%	2,936.90	2,991.29	2,250.77	3,280.71	32.79% #
FTSE/Athex Mid Cap Index	2,018.96 #	2,014.69	4.27	0.21%	1,996.65	2,026.32	1,411.43	2,224.46	43.04% #
FTSE/ATHEX High Dividend Yield Index	3,741.11 €	3,744.53	-3.42	-0.09%	3,701.13	3,748.40	3,028.28	4,088.01	23.54% #
FTSE/ATHEX Global Traders Index Plus	3,826.44 #	3,781.51	44.93	1.19%	3,758.01	3,826.44	2,616.09	4,115.43	46.27% #
FTSE/ATHEX Mid & Small Cap Factor-Weighted Ind	5,496.71 #	5,423.69	73.02	1.35%	5,423.69	5,519.71	4,353.12	5,946.34	25.05% #
ATHEX Select Index Plus	4,297.91 #	4,291.17	6.74	0.16%	4,239.19	4,312.51	3,071.06	4,762.60	39.95% #
ATHEX Select Index	6,401.67 #	6,354.98	46.69	0.73%	6,329.92	6,417.76	4,343.88	7,125.71	47.37% #
FTSE/Athex Market Index	713.55 #	707.81	5.74	0.81%	701.36	713.70	539.21	780.89	32.30% #
Athex Composite Index Total Return Index	2,230.50 #	2,215.04	15.46	0.70%	2,194.04	2,230.50	1,641.17	2,440.14	35.91% #
FTSE/Athex Large Cap Total Return	4,896.32 #	4,856.62	39.70	0.82%			3,623.42	5,338.50	35.97% #
FTSE/Athex Mid Cap Total Return	2,708.26 #	2,702.53	5.73	0.21%			1,881.61	2,956.50	45.79% #
Hellenic Mid & Small Cap Index	1,840.49 #	1,835.36	5.13	0.28%	1,812.46	1,841.92	1,365.14	2,011.62	34.82% #
FTSE/Athex Banks	951.89 #	938.41	13.48	1.44%	929.33	955.61	640.09	1,117.78	48.60% #
FTSE/Athex Financial Services	1,176.06 #	1,173.59	2.47	0.21%	1,146.41	1,200.77	672.72	1,514.55	71.58% #
FTSE/Athex Industrial Goods & Services	8,011.60 #	7,922.09	89.51	1.13%	7,819.44	8,031.43	4,603.86	8,651.06	72.72% #
FTSE/Athex Retail	1,194.63 #	1,177.45	17.18	1.46%	1,172.01	1,194.63	901.21	1,375.58	32.56% #
FTSE/ATHEX Real Estate	4,156.88 #	4,100.75	56.13	1.37%	4,065.79	4,191.43	3,750.22	4,816.41	2.06% #
FTSE/Athex Consumer Goods & Services	15,219.51 €	15,225.67	-6.16	-0.04%	14,979.73	15,371.28	8,974.47	16,184.74	66.19% #
FTSE/Athex Food & Beverage	9,910.25 #	9,769.07	141.18	1.45%	9,751.15	9,911.19	8,101.49	11,188.59	17.05% #
FTSE/Athex Basic Resources	9,180.32 €	9,210.79	-30.47	-0.33%	9,071.23	9,249.51	6,463.31	10,590.89	41.46% #
FTSE/Athex Construction & Materials	4,269.23 €	4,286.93	-17.70	-0.41%	4,219.21	4,317.83	3,204.90	4,808.27	33.21% #
FTSE/Athex Energy	5,297.29 #	5,202.16	95.13	1.83%	5,099.23	5,297.29	4,780.16	5,856.79	5.32% #
FTSE/Athex Travel & Leisure	2,914.37 €	2,940.51	-26.14	-0.89%	2,907.75	2,940.51	2,196.17	3,051.18	31.44% #
FTSE/Athex Technology	2,987.29 #	2,968.65	18.64	0.63%	2,946.54	2,989.41	2,047.81	3,153.87	45.42% #
FTSE/Athex Telecommunications	3,706.58 #	3,706.46	0.12	0.00%	3,675.89	3,731.47	3,511.53	4,415.99	-8.97% €
FTSE/Athex Utilities	5,270.04 #	5,237.51	32.53	0.62%	5,179.75	5,305.86	4,598.77	6,190.27	14.60% #
FTSE/Athex Health Care	441.11 #	438.24	2.87	0.65%	438.24	452.59	387.42	504.88	5.30% #
FTSE/Athex Personal Products	7,784.03 #	7,596.73	187.30	2.47%	7,578.00	7,841.53	6,441.87	8,386.11	17.83% #
Athex All Share Index	290.64 #	288.69	1.95	0.68%	290.64	290.64	231.11	314.56	26.23% #
MSCI GREECE REBASED	4,736.07 #	4,695.00	41.07	0.87%	4,647.80	4,745.11	4,125.04	5,209.29	--- -
Hellenic Corporate Bond Index	125.26 #	125.26	0.00	0.00%			118.78	125.45	5.27% #
Hellenic Corporate Bond Price Index	88.48 €	88.49	-0.01	-0.01%			85.96	88.73	2.62% #

Note 1: FTSE/Med 100, Hellenic Corporate Bond Price Index and Hellenic Corporate Bond Index closing prices refer to the previous trading day of 12/09/2023.

Note 2: The Hellenic Mid & Small Cap Index is a Customized index calculated by the Athens Exchange.

## Analytic Figures for Athex Market's Boards and Categories

	Total Traded Securities	Main Market	Surveillance	Exchange Traded Funds (ETFs)
Totals	118	107	10	1
Gain / Lose / Same:	57 / 33 / 28	54 / 32 / 21	2 / 1 / 7	1 / 0 / 0
Athex Capitalisation (mill. €) **	83,073.78	82,667.82	405.96	
Daily Average Trans/ons Value(thou.€)	105,578.52	105,334.91	243.04	46.19
Transactions Value	88,835.93	88,526.91	252.04	56.98
Main Board:	83,883.56	83,574.55	252.04	56.98
Blocks Board 6_2_3:	4,952.36	4,952.36	0.00	0.00
Forced Sales Board:	0.00	0.00	0.00	0.00
Special Terms Board:	0.00	0.00	0.00	0.00
Daily Average Transactions Volume	34,722,611	33,747,203	979,875	1,618
Transactions Volume	23,734,076	23,300,115	432,047	1,914
Main Board:	22,125,633	21,691,672	432,047	1,914
Blocks Board 6_2_3:	1,608,443	1,608,443	0	0
Forced Sales Board:	0	0	0	0
Special Terms Board:	0	0	0	0
Daily Average Number of Trades	36,368	36,150	216	3
Number of Trades	41,318	41,192	120	6
Main Board:	41,312	41,186	120	6
Blocks Board 6_2_3:	6	6	0	0
Forced Sales Board:	0	0	0	0
Special Terms Board:	0	0	0	0

## Trading Details by Athex Sectors and Financial Instruments (ETFs)

Code	Sectors	Gain / Lose / Same	Number of Trades	Transactions Volume	Transactions Value	% of Total Trans. Value
3010	- Banks	4 / 0 / 2	15,455	18,048,653	40,527,358.48	45.62%
5510	- Basic Resources	5 / 7 / 3	1,249	366,585	1,059,531.69	1.19%
5010	- Construction & Materials	2 / 5 / 5	2,801	904,416	4,237,166.19	4.77%
4020	- Consumer Products & Services	4 / 1 / 1	1,224	149,345	2,904,864.32	3.27%
6010	- Energy	3 / 1 / 0	1,354	171,230	2,696,874.27	3.04%
12000	- Financial Instruments	1 / 0 / 0	6	1,914	56,979.32	0.06%
3020	- Financial Services	2 / 1 / 2	803	227,171	1,085,051.62	1.22%
4510	- Food Beverage & Tobacco	3 / 2 / 0	114	37,235	383,986.81	0.43%
2010	- Health Care	1 / 2 / 0	145	84,488	80,527.79	0.09%
5020	- Industrial Goods & Services	10 / 4 / 3	4,234	600,168	9,056,304.33	10.19%
3030	- Insurance	1 / 0 / 0	14	3,960	17,071.90	0.02%
4030	- Media	1 / 0 / 1	10	3,900	1,901.62	0.00%
4520	- Personal Care, Drug & Grocery Stores	1 / 0 / 2	275	43,351	283,086.86	0.32%
3510	- Real Estate	4 / 3 / 3	1,236	231,990	1,127,342.40	1.27%
4040	- Retail	4 / 0 / 1	285	53,045	126,812.08	0.14%
1010	- Technology	5 / 3 / 2	1,576	419,178	1,642,598.72	1.85%
1510	- Telecommunications	1 / 0 / 1	2,045	356,929	4,722,111.79	5.32%
4050	- Travel & Leisure	2 / 2 / 2	4,515	1,129,876	10,890,796.99	12.26%
6510	- Utilities	3 / 2 / 0	3,977	900,642	7,935,558.90	8.93%

## Top 10 best &amp; worst performing Shares

## Main Market

With positive Price change	Closing price	change	With negative Price change	Closing price	change
QUALITY & RELIABILITY SA (CR)	0.718	5.28% #	DIMAND (CR)	11.5	-2.95% €
AVAX S.A. (CR)	1.364	4.28% #	KORDELLOS BROS SA (CR)	0.56	-2.78% €
VARVERIS - MODA BAGNO SA (CR)	0.8	3.90% #	EKTER SA (CR)	2.55	-2.67% €
FLEXOPACK SA (CR)	8.2	3.80% #	P.P.A. S.A. (CR)	21.3	-2.29% €
MOTODYNAMICS S.A. (CR)	3.08	3.70% #	ELVALHALCOR (CR)	1.884	-2.08% €
PROFILE SA (CR)	4.37	3.31% #	CENERGY HOLDINGS (CB)	6.57	-1.94% €
IDEAL HOLDINGS (CR)	5.12	3.02% #	MPLK KEDROS (CR)	2.6	-1.89% €
GR. SARANTIS S.A. (CR)	7.83	2.62% #	INTERWOOD-XYLEMPORIA (CR)	0.365	-1.88% €
INTERLIFE G.C.I.(CR)	4.32	2.61% #	THESSALONIKA WATER & SEWERAGE	3.25	-1.52% €
LAMDA DEVELOPMENT SA (CR)	6.225	2.47% #	OPAP (CR)	16	-0.99% €
			EUROCONSULTANTS S.A. (CR)	1	-0.99% €
With the highest Transactions Value	Value (thou. €)	change	With the highest Transactions Volume	Volume	change
PIRAEUS FINANCIAL HOLD (CR)	17,526.46	0.14% #	ALPHA SERVICES HOLD (CR)	6,359,546	0.78% #
OPAP (CR)	8,795.47	-0.99% €	PIRAEUS FINANCIAL HOLD (CR)	6,294,627	0.14% #
NATIONAL BANK (CR)	8,747.08	1.72% #	EUROBANK HOLDINGS (CR)	3,838,152	2.40% #
ALPHA SERVICES HOLD (CR)	8,624.61	0.78% #	NATIONAL BANK (CR)	1,552,328	1.72% #
MYTILINEOS (CR)	6,430.82	1.49% #	OPAP (CR)	548,001	-0.99% €
EUROBANK HOLDINGS (CR)	5,564.48	2.40% #	PPC (CR)	536,630	1.04% #
PPC (CR)	4,948.87	1.04% #	OTE (CR)	356,788	0.00% -
OTE (CR)	4,721.01	0.00% -	CENERGY HOLDINGS (CB)	317,397	-1.94% €
JUMBO SA (CR)	2,669.00	-0.07% €	INTRAKAT (CR)	291,216	0.00% -
GEK TERNA (CR)	2,385.92	-0.94% €	HELLENIC EXCHANGES-A.S.E. (CR)	218,533	0.21% #

Note: Stocks that are not included in the "Under Supervision" category, and the transactions value is more than 10,000 €.

## Derivatives Summary

	Number of Trades	Volume	Open Interest
<b>Index Futures</b>	<b>334</b>	<b>4,790</b>	<b>5,188</b>
FTSE/Athex Banks	31	1,779	1,934
FTSE/Athex Large Cap	297	2,851	3,050
MSCI GREECE REBASED	6	160	204
<b>Stock Futures</b>	<b>5,766</b>	<b>191,381</b>	<b>527,461</b>
ADMIE (IPTO) HOLDING S.A. (CR)	107	2,889	21,888
AEGEAN AIRLINES (CR)	236	1,675	7,717
ALPHA SERVICES HOLD (CR)	714	71,872	226,543
AUTOHELLAS SA (CR)	17	73	164
AVAX S.A. (CR)	34	668	1,642
CC HBC AG (CR)	36	421	660
CENERGY HOLDINGS (CB)	127	4,077	6,093
ELLAKTOR (CR)	18	291	622
ELVALHALCOR (CR)	41	616	2,557
EUROBANK HOLDINGS (CR)	248	14,531	47,218
EYDAP S.A. (CR)	50	460	2,641
FOURLIS (CR)	34	670	787
GEK TERNA (CR)	235	2,289	7,987
HELLENIC EXCHANGES-A.S.E. (CR)	124	2,385	7,674
HELLENIQ ENERGY (CR)	47	292	1,669
INTRACOM HOLDINGS (CR)	229	2,865	5,739
INTRAKAT (CR)	212	1,586	7,456
JUMBO SA (CR)	29	81	252
LAMDA DEVELOPMENT SA (CR)	174	5,333	5,217
MIG (CR)	6	92	81
MOTOR OIL (CR)	79	755	1,122
MYTILINEOS (CR)	368	2,028	4,526
NATIONAL BANK (CR)	521	11,284	20,408
OPAP (CR)	44	463	3,868
OTE (CR)	320	3,430	12,067
P.P.A. S.A. (CR)	10	160	272
PIRAEUS FINANCIAL HOLD (CR)	603	32,470	81,746
PPC (CR)	578	13,039	26,043
QUEST HOLDINGS (CR)	28	140	144
TERNA ENERGY (CR)	287	10,606	16,625
TITAN CEMENT (CB)	32	347	769
VIOHALCO SA/NV (CB)	178	3,493	5,264
<b>Index Options</b>	<b>24</b>	<b>230</b>	<b>2,023</b>
FTSE/Athex Large Cap	24	230	2,023
<b>Stock Options</b>	<b>6</b>	<b>29</b>	<b>1,339</b>
ALPHA SERVICES HOLD (CR)	0	0	14
NATIONAL BANK (CR)	0	0	324
OPAP (CR)	0	0	187
OTE (CR)	1	5	105
PIRAEUS FINANCIAL HOLD (CR)	0	0	13
PPC (CR)	5	24	696
<b>Total Derivatives Traded</b>	<b>6,130</b>	<b>196,430</b>	<b>536,011</b>



Number of Outstanding Securities	Nominal Value	Dividends [1]			Date of Last Coupon		Note	Shares	Closing price	% change	Previous closing price/date	Open price	Price min	Price max	Last price	Avg price	Last Bid [7]	Last Ask [7]	P/E after tax	Year	Volume	Trades	Transactions Value[8]	Company Mkt Value (thou. €)	Year low	Year high	Sector[4]		
2020	2021	2022	Dividend [2]	Right																									
2,348,908,567	0.290	---	---	---	07/04/2008	18/04/2017	---	ALPHA SERVICES HOLD (CR)	1.35	0.78	P	1.3395	13/09/2023	1.34	1.333	1.383	1.35	1.356	10100@1.35	1487@1.36	---	---	6,359,546	3,706	8,624,609.97	3,171,026.57	1.0015	1.682	30101010
36,353,868	1.00	---	---	(0.025)	10/07/2023	21/08/2023	---	AUSTRIACARD (CB)	6.45	---	~	6.45	13/09/2023	6.45	6.3	6.5	6.45	6.402	1050@6.40	329@6.45	---	---	7,955	59	50,925.15	234,482.45	5.2	7.7	10101010
48,624,764	0.080	0.23	0.46	0.65	24/04/2023	05/12/2022	---	AUTOHELLAS SA (CR)	13.4	0.15	P	13.38	13/09/2023	13.36	13.04	13.42	13.4	13.235	303@13.14	2000@13.50	---	---	15,220	196	201,441.82	651,571.84	10.06	14.76	40201040
190,162,681	---	---	---	0.05	19/06/2023	07/12/2016	---	CENERGY HOLDINGS (CB)	6.57	-1.94	E	6.7	13/09/2023	6.7	6.51	6.75	6.57	6.615	1088@6.56	85@6.59	---	---	317,397	1,206	2,099,589.19	1,249,368.81	3.015	7.4	50202010
372,553,049	6.70	0.64	0.71	0.78	25/05/2023	29/04/2013	---	CC HBC AG (CR)	26.43	1.46	P	26.05	13/09/2023	26.13	26	26.43	26.43	26.161	893@26.24	30@26.45	---	---	11,420	62	298,761.80	9,846,577.09	21.54	29.91	45101020
3,716,479,777	0.220	---	---	---	02/05/2008	20/05/2019	---	EUROBANK HOLDINGS (CR)	1.4745	2.40	P	1.44	13/09/2023	1.43	1.4295	1.4745	1.4745	1.45	6084@1.47	7083@1.48	---	---	3,838,152	2,856	5,564,484.49	5,479,949.43	1.0495	1.72	30101010
52,131,944	1.00	---	0.1102	0.11	29/06/2023	23/07/2019	---	FOURLIS (CR)	4.285	0.82	P	4.25	13/09/2023	4.25	4.2	4.285	4.285	4.244	11@4.22	524@4.30	---	---	19,096	170	81,044.34	223,385.38	3.26	5	40401010
305,635,185	2.18	0.1	0.1	0.3	28/06/2023	01/10/2003	---	HELLENIO ENERGY (CR)	7.48	1.63	P	7.36	13/09/2023	7.36	7.25	7.48	7.48	7.389	111@7.47	136@7.49	---	---	77,490	335	572,570.33	2,286,151.18	6.93	8.68	60101020
83,600,000	0.760	---	---	---	03/07/2007	17/07/2023	---	INTRACOM HOLDINGS (CR)	2.07	0.24	P	2.065	13/09/2023	2.06	2.04	2.11	2.07	2.075	5@2.07	2800@2.08	---	---	184,936	323	383,825.23	173,052.00	1.678	2.39	10101010
160,523,985	0.300	---	---	---	12/08/2008	30/12/2022	---	INTRAKAT (CR)	2.9	---	~	2.9	13/09/2023	2.93	2.79	2.93	2.9	2.857	389@2.90	225@2.90	---	---	291,216	450	832,121.24	465,519.56	1.366	3.31	50101010
136,059,759	0.880	0.77	0.77	0.322	23/08/2023	05/03/2014	---	JUMBO SA (CR)	27.32	-0.07	E	27.34	13/09/2023	27.5	26.88	27.66	27.32	27.322	246@27.14	1968@27.34	---	---	97,688	918	2,668,996.18	3,717,152.62	15.61	29.2	40203045
176,736,715	0.300	---	---	---	30/05/2007	27/11/2019	---	LAMDA DEVELOPMENT SA (CR)	6.225	2.47	P	6.075	13/09/2023	6.1	6	6.27	6.225	6.187	41@6.21	348@6.22	---	---	127,458	917	788,605.99	1,100,186.05	5.505	7.42	35101010
24,377,795	0.230	---	---	0.04	03/07/2023	08/06/2022	---	PROFILE SA (CR)	4.37	3.31	P	4.23	13/09/2023	4.27	4.21	4.38	4.37	4.261	250@4.35	400@4.37	---	---	43,872	195	186,933.77	106,530.96	2.575	4.96	10101010
107,222,688	0.440	---	(0.5667)	0.2	20/06/2023	16/03/2022	---	QUEST HOLDINGS (CR)	6.1	0.66	P	6.06	13/09/2023	6.02	5.96	6.1	6.1	6.026	181@6.03	326@6.10	---	---	26,656	150	160,635.71	654,058.40	4.655	6.73	10101010
78,325,475	---	---	---	0.6	28/06/2023	23/07/2019	---	TITAN CEMENT (CB)	17.28	-0.35	E	17.34	13/09/2023	17.38	17.14	17.46	17.28	17.29	2545@17.28	10@17.34	---	---	25,387	349	438,953.12	1,353,464.21	12.04	19.44	50101030
259,189,761	0.02	0.1	0.12	0.12	19/06/2023	26/02/2016	---	VIOHALCO SANNV (CB)	6.25	0.32	P	6.23	13/09/2023	6.23	6.12	6.28	6.25	6.21	1074@6.24	85@6.26	---	---	93,320	518	579,501.72	1,619,936.01	3.995	7.13	55102015
144,321,516	0.300	---	---	0.07	19/06/2023	22/01/2020	---	AVAX S.A. (CR)	1.364	4.28	P	1.308	13/09/2023	1.32	1.284	1.37	1.364	1.335	500@1.35	3014@1.36	---	---	124,788	406	166,570.25	196,854.55	0.748	1.786	50101010
232,000,000	2.12	0.1069	0.0854	0.0682	29/08/2022	19/06/2017	---	ADMIE (IPTO) HOLDING S.A. (CR)	2.15	0.47	P	2.14	13/09/2023	2.14	2.095	2.155	2.15	2.125	1698@2.14	3147@2.15	17.14	2022	151,809	464	322,539.13	498,800.00	1.64	2.52	65101015
90,167,100	0.500	---	---	---	03/06/2019	24/05/2021	---	AEGEAN AIRLINES (CR)	11.8	-0.17	E	11.82	13/09/2023	11.82	11.48	11.96	11.8	11.685	43@11.78	756@11.82	---	---	152,538	1,054	1,782,369.70	1,063,971.78	5.27	13.8	40501010
103,423,291	0.570	---	---	---	01/08/2011	23/08/2023	---	GEK TERNA (CR)	12.58	-0.94	E	12.7	13/09/2023	12.82	12.42	12.82	12.58	12.564	420@12.54	783@12.58	---	---	189,901	977	2,385,922.74	1,301,065.00	10.42	14.84	50101010
382,000,000	2.48	---	---	---	20/07/2015	12/12/2001	---	PPC (CR)	9.255	1.04	P	9.16	13/09/2023	9.08	9.03	9.35	9.255	9.222	186@9.25	6867@9.25	---	---	536,630	2,126	4,948,867.96	3,535,410.00	6.6	11.22	65101015
914,715,153	1.00	---	---	---	16/05/2008	29/08/2018	---	NATIONAL BANK (CR)	5.686	1.72	P	5.59	13/09/2023	5.532	5.498	5.72	5.686	5.635	3259@5.68	5000@5.69	---	---	1,552,328	3,633	8,747,076.69	5,201,070.36	3.746	6.514	30101010
375,241,586	0.390	0.01	0.03	0.06	26/06/2023	14/07/2006	---	ELVALHALCOR (CR)	1.884	-2.08	E	1.924	13/09/2023	1.914	1.88	1.92	1.884	1.899	1700@1.88	1515@1.89	---	---	209,529	491	397,938.92	706,955.15	1.52	2.39	55102015
348,192,005	0.040	---	---	---	05/07/2011	16/07/2021	---	ELLAKTOR (CR)	2.11	---	~	2.11	13/09/2023	2.08	2.075	2.16	2.11	2.125	6691@2.11	300@2.15	---	---	74,959	220	159,293.24	734,685.13	1.706	2.7	50101010
60,348,000	0.420	0.07	0.1515	0.1565	14/06/2023	04/08/2021	---	HELLENIC EXCHANGES-A.S.E. (CR)	4.76	0.21	P	4.75	13/09/2023	4.75	4.64	4.86	4.76	4.744	333@4.76	1500@4.80	---	---	218,533	697	1,036,734.55	287,256.48	3.09	6.13	30202015
106,500,000	0.600	---	0.28	0.02	13/09/2023	13/09/2021	---	EYDAP S.A. (CR)	6.18	-0.48	E	6.21	13/09/2023	6.21	6.07	6.28	6.18	6.138	4@6.13	246@6.18	---	---	64,431	447	395,482.39	658,170.00	6.06	7.34	65102030
110,782,980	0.750	---	0.9054	1.6299	26/06/2023	04/11/2013	---	MOTOR OIL (CR)	23.44	1.91	P	23	13/09/2023	22.78	22.5	23.44	23.44	23.168	285@23.30	98@23.44	---	---	91,504	994	2,119,936.50	2,596,753.05	20.84	25.82	60101020
142,891,161	0.970	0.378	0.4341	1.24	27/06/2023	07/07/2017	---	MYTILINEOS (CR)	35.5	1.49	P	34.98	13/09/2023	34.98	34.5	35.6	35.5	35.191	5000@35.46	324@35.54	---	---	182,742	2,269	6,430,821.28	5,072,636.22	19.94	38.3	50203000
370,062,741	0.300	0.55	0.6	1	06/06/2023	19/06/2023	---	OPAP (CR)	16	-0.99	E	16.16	13/09/2023	16.07	15.99	16.14	16	16.05	7925@16.00	338@16.08	---	---	548,001	3,364	8,795,468.77	5,921,003.86	13.0232	16.9242	40501020
426,247,547	2.83	0.6879	0.8231	0.5888	05/07/2023	18/06/1998	---	OTE (CR)	13.25	---	~	13.25	13/09/2023	13.25	13.12	13.35	13.25	13.232	135@13.24	3722@13.25	---	---	356,788	2,036	4,721,011.91	5,647,780.00	12.57	15.81	15102015
1,250,367,223	0.930	---	---	---	16/05/2008	14/04/2021	---	PIRAEUS FINANCIAL HOLD (CR)	2.794	0.14	P	2.79	13/09/2023	2.77	2.72	2.836	2.794	2.784	656@2.79	500@2.80	---	---	6,294,627	5,210	17,526,458.23	3,493,526.02	1.43	3.596	30101010
66,850,563	0.780	0.2239	0.1493	0.1495	09/05/2023	13/06/2018	---	GR. SARANTIS S.A. (CR)	7.83	2.62	P	7.63	13/09/2023	7.63	7.61	7.9	7.68	7.798	2500@7.70	69@7.90	---	---	34,673	241	270,391.20	523,439.91	6.39	8.46	45201020
118,105,090	0.300	0.3407	0.3411	0.3798	26/06/2023	05/03/2020	---	TERNA ENERGY (CR)	16.25	0.12	P	16.23	13/09/2023	16.34	16.13	16.39	16.25	16.243	152@16.23	581@16.25	---	---	137,614	870	2,235,268.51	1,919,207.71	15.92	21.34	65101010

## Main Market - Medium Liquidity Class

13,126,020	0.660	0.0837	0.1163	0.1158	26/07/2023	04/09/2020	---	AS COMPANY SA (CR)	2.39	0.42	P	2.38	13/09/2023	2.38	2.32	2.47	2.39	2.372	4@2.38	500@2.39	---	---	1,522	14	3,
------------	-------	--------	--------	--------	------------	------------	-----	--------------------	------	------	---	------	------------	------	------	------	------	-------	--------	----------	-----	-----	-------	----	----

Number of Outstanding Securities	Nominal Value	Dividends [1]			Date of Last Coupon		Note	Shares	Closing price	% change	Previous closing price/date		Open price	Price min	Price max	Last price	Avg price	Last Bid [7]	Last Ask [7]	P/E after tax	Year	Volume	Trades	Transactions Value[8]	Company Mkt Value (thou. €)	Year low	Year high	Sector[4]	
		2020	2021	2022	Dividend [2]	Right																							
151,654,947	0.040	---	---	---	01/07/2008	21/02/2020	---	AVE (CR)	0.542	1.50 P	0.534	13/09/2023	0.548	0.532	0.554	0.555	0.543	200@0.528	2000@0.550	---	---	2,950	7	1,601.20	82,196.98	0.506	0.586	40301010	
35,764,593	2.10	0.06	0.075	0.1046	02/05/2023	25/11/2019	---	BRIQ PROPERTIES (CR)	1.93	---	1.93	13/09/2023	1.935	1.915	1.935	1.93	1.925	250@1.92	250@1.95	---	---	20,985	43	40,388.40	69,025.66	1.9	2.11	35102030	
101,123,806	0.360	---	---	---	22/07/2010	28/06/2011	---	CENTRIC HOLDINGS (CR)	0.375	0.27 P	0.374	13/09/2023	0.379	0.364	0.379	0.375	0.369	10@0.374	142@0.375	---	---	17,275	40	6,380.99	37,921.43	0.263	0.457	40203040	
784,500	10.00	---	0.3	---	24/05/2022	31/07/2018	---	CNL CAPITAL (CR)	6.6	---	6.6	13/09/2023	6.65	6.45	6.7	6.55	6.575	100@6.45	100@6.55	-(6)	2022	513	11	3,373.15	5,177.70	5	8	30202010	
10,365,100	0.300	---	---	---	06/10/2005	13/02/2002	---	CPI SA (CR)	0.64	-0.62 E	0.644	13/09/2023	0.644	0.626	0.648	0.64	0.637	800@0.632	198@0.642	---	---	9,405	45	5,994.77	6,633.66	0.548	0.892	10102030	
18,680,300	0.050	---	---	---	06/07/2022	---	---	DIMAND (CR)	11.5	-2.95 E	11.85	13/09/2023	11.9	11.45	12.05	11.5	11.816	500@11.35	478@11.60	---	---	17,208	108	203,327.60	214,823.45	11	14.9	35101010	
54,200,000	0.075	---	0.035	0.074	18/07/2023	23/11/2021	---	EPSILON NET (CR)	11.4	-0.87 E	11.5	13/09/2023	11.48	11.34	11.6	11.4	11.456	200@11.32	70@11.54	---	---	53,661	536	614,743.70	617,880.00	6.2	12	10101015	
40,134,921	0.400	---	---	---	30/08/1993	26/06/2023	---	IDEAL HOLDINGS (CR)	5.12	3.02 P	4.97	13/09/2023	4.97	4.935	5.12	5.12	5.034	500@5.05	347@5.12	---	---	24,957	100	125,635.89	205,490.80	3.38	5.72	10102030	
167,868,482	0.300	---	---	---	20/08/2007	28/11/2022	---	LAVIPHARM SA (CR)	0.676	0.90 P	0.67	13/09/2023	0.686	0.666	0.686	0.676	0.674	4900@0.676	475@0.680	---	---	74,148	63	49,950.68	113,479.09	0.366	0.78	20103015	
4,740,000	0.860	---	---	---	14/03/2003	---	---	LOGISMOS S.A. (CR)	1.3	---	1.3	13/09/2023	---	---	---	---	---	625@1.18	350@1.29	-(6)	2022	---	---	---	6,162.00	0.91	1.41	10101015	
17,120,280	0.940	0.06	0.06	---	27/06/2022	26/06/2023	---	LOULIS FOOD (CR)	3	-0.66 E	3.02	13/09/2023	3.05	3	3.05	3	3.007	10@2.98	483@3.03	---	---	23,300	30	70,064.75	51,360.84	2.38	3.7	45102020	
4,419,616	1.58	---	---	0.1531	10/07/2023	04/03/2015	---	MEDICON S.A (CR)	3.43	-0.58 E	3.45	13/09/2023	3.72	3.37	3.72	3.43	3.44	350@3.36	78@3.47	---	---	7,303	48	25,123.38	15,159.28	3.37	4.4	20102010	
468,700	2.24	3.42	---	---	03/05/2022	21/05/2004	---	MERMEREN KOMB. A.D. PR. (GDR)	37.4	-10.10 E	41.6	13/09/2023	40	37.2	41.4	37.4	38.123	10@36.80	10@40.00	1.25	2022	106	13	4,041.00	17,529.38	31	59	55102000	
10,500,000	0.950	---	---	---	24/06/2008	21/07/2023	---	MEVACO SA (CR)	3.7	1.09 P	3.66	13/09/2023	3.62	3.62	3.88	3.88	3.625	20@3.70	42@3.88	12.27	2022	641	5	2,323.60	38,850.00	2.52	4.22	55102015	
31,317,025	0.400	---	---	---	26/04/2007	10/05/2023	---	MIG (CR)	3.815	1.73 P	3.75	13/09/2023	3.7	3.67	3.815	3.815	3.72	300@3.72	142@3.82	---	---	3,519	37	13,091.50	119,474.45	0.987	8.4	30202000	
87,127,162	0.500	---	---	---	08/06/2023	28/07/2021	---	PREMIA (CR)	1.202	0.17 P	1.2	13/09/2023	1.196	1.18	1.202	1.202	1.187	1000@1.19	900@1.20	---	---	55,572	131	65,978.31	104,726.85	1.07	1.41	35102000	
27,345,120	0.280	---	---	---	18/07/2005	26/02/2014	---	QUALITY & RELIABILITY SA (CR)	0.718	5.28 P	0.682	13/09/2023	0.68	0.676	0.72	0.718	0.693	100@0.700	128@0.718	---	---	52,685	99	36,517.10	19,633.80	0.465	0.824	10101010	
6,456,530	1.08	0.0804	0.12	0.1314	17/07/2023	02/08/2010	---	SPACE HELLAS SA (CR)	7.82	0.51 P	7.78	13/09/2023	7.78	7.78	7.84	7.84	7.801	150@7.72	100@7.84	---	---	141	9	1,099.88	50,490.06	5.28	10	15101010	
17,190,046	0.290	---	---	---	16/11/1992	30/11/2022	---	UNIBIOS (CR)	1.025	---	1.025	13/09/2023	1	1	1.025	1.025	1.013	1019@1.03	1000@1.03	---	---	15,574	50	15,775.85	17,619.80	0.558	1.31	50204000	
32,413,681	0.370	---	---	---	15/07/2009	11/05/2000	---	ALUMIL (CR)	3.25	-0.31 E	3.26	13/09/2023	3.26	3.2	3.31	3.25	3.238	360@3.22	156@3.25	---	---	9,052	52	29,313.15	105,344.46	1.986	4.26	55102035	
3,534,269	3.44	(0.4452)	0.8907	---	22/05/2023	19/07/2022	---	ANDROMEDA SA (CR)	6.94	---	6.94	13/09/2023	6.94	6.88	6.96	6.94	6.911	50@6.72	261@6.94	---	2022	3,648	49	25,211.02	24,527.83	5.9	7.4	30204000	
18,810,000	0.400	---	---	---	08/07/2010	14/11/2007	---	VARVERIS - MODA BAGNO SA (CR)	0.8	3.90 P	0.77	13/09/2023	0.73	0.73	0.8	0.8	0.798	100@0.785	1000@0.790	---	---	25,157	18	20,063.93	15,048.00	0.6	0.83	40401025	
23,986,500	1.04	---	---	---	26/06/2009	28/08/2023	---	BIOKARPET S.A.(CR)	2.76	---	2.76	08/09/2023	---	---	---	---	---	1@2.37	300@2.93	---	---	---	---	---	66,202.74	1.5	3.47	50101035	
6,325,000	0.600	---	0.19	0.153	03/07/2023	17/02/2014	---	VOYATZOGLOU (CR)	2.46	2.50 P	2.4	13/09/2023	2.44	2.44	2.46	2.46	2.441	150@2.02	74@2.46	---	---	21	2	51.26	15,559.50	1.97	2.8	50205010	
24,060,000	0.300	0.035	0.055	0.075	25/04/2023	01/07/2019	---	GEN. COMMERCIAL & IND.SA (CR)	1.645	-2.08 E	1.68	13/09/2023	1.65	1.63	1.7	1.645	1.669	150@1.65	467@1.66	10.17	2022	2,866	13	4,784.14	39,578.70	1.175	2.11	50205010	
15,878,748	0.480	---	---	---	10/07/2006	22/03/2004	---	DOMIKI KRITIS SA (CR)	2.98	0.68 P	2.96	13/09/2023	3.01	2.91	3.01	2.98	2.959	100@2.97	3259@2.98	---	---	10,275	38	30,403.48	47,318.67	0.71	3.52	50101010	
34,720,000	0.310	---	---	---	16/06/2010	01/08/2007	---	DROMEAS SA (CR)	0.369	6.65 P	0.346	13/09/2023	0.36	0.358	0.369	0.369	0.361	1050@0.342	899@0.369	---	---	1,596	8	576.44	12,811.68	0.3	0.45	40202015	
13,673,200	0.880	---	---	---	18/07/2008	26/07/2001	---	EVROFARMA SA (CR)	0.92	-0.54 E	0.925	13/09/2023	0.88	0.88	0.92	0.92	0.91	1540@0.905	20@0.930	---	---	1,390	11	1,265.00	12,579.34	0.684	1.14	45102020	
11,250,000	0.520	---	0.0405	0.08	07/08/2023	09/11/2015	---	EKTER SA (CR)	2.55	-2.67 E	2.62	13/09/2023	2.62	2.52	2.65	2.55	2.574	750@2.54	2500@2.57	---	---	51,525	177	132,621.71	28,687.50	1.33	3.34	50101010	
18,410,839	1.00	0.027	0.262	0.202	23/08/2023	10/09/2010	---	ELASTRON (CR)	2.95	---	2.95	13/09/2023	2.98	2.89	2.98	2.95	2.917	330@2.91	174@2.95	---	---	1,234	16	3,599.24	54,311.98	2.21	3.82	55102010	
60,295,607	0.240	---	---	---	09/07/2007	01/07/2021	---	ELGEKA SA (CR)	0.566	---	0.566	13/09/2023	0.566	0.566	0.566	0.566	0.56653412@0.566	1500@0.570	---	---	---	---	4,020	5	2,275.32	34,127.31	0.38	0.6	45201010
23,828,130	0.500	---	0.0737	---	18/07/2022	17/02/2009	---	ELINOIL S.A. (CR)	2.53	1.20 P	2.5	13/09/2023	2.53	2.53	2.53	2.53	2.53	300@2.38	940@2.53	---	---	15	2	37.95	60,285.17	1.82	2.83	60101020	
19,864,886	5.60	0.672	0.672	0.672	20/04/2023	02/07/2008	---	BANK OF GREECE (CR)	16.2	---	16.2	13/09/2023	16.2	16.1	16.3	16.2	16.2	1@16.20	173@16.30	---	---	3,982	48	64,509.50	321,811.15	15.55	18	30101010	
26,730,187	0.520	0.08	0.1	0.12	29/06/2023	01/08/2017	---	ELTON SA (CR)	2.51	---	2.51	13/09/2023	2.54	2.48	2.54	2.51	2.507	350@2.48	560@2.51	---	---	6,131	34	15,370.04	67,092.77	2.08	2.92	50205010	
30,000,000	0.050	0.06	0.09	0.1	09/06/2023	11/06/2020	---	ENTERSOFT (CR)	5.9	---	5.9	13/09/2023	5.9	5.84	5.9	5.9	5.863	1000@5.80	980@5.90	---	---	12,580	56	73,752.00	177,000.00	3.61	6.36	10101015	
36,300,000	1.12	0.223	0.2186	---	14/09/2022	12/12/2007	---	THESSALONIKA WATER & SEWERAGE	3.25	-1.52 E	3.3	13/09/2023	3.3	3.25	3.32	3.25	3.288	739@3.25	231@3.30	---	---	10,158	70	33,400.91	117,975.00	3.21	3.92	65102030	
14,833,480	0.300	---	---	---	02/06/2010	04/02/2022	---																						

Number of Outstanding Securities	Nominal Value	Dividends [1]			Date of Last Coupon		Note	Shares	Closing price	% change	Previous closing price/date	Open price	Price min	Price max	Last price	Avg price	Last Bid [7]	Last Ask [7]	P/E after tax	Year	Volume	Trades	Transactions Value[8]	Company Mkt Value (thou. €)	Year low	Year high	Sector[4]		
		2020	2021	2022	Dividend [2]	Right																							
8,226,132	0.450	---	---	0.02	17/07/2023	13/10/2014	---	ILYDA S.A. (CR)	1.465	-1.01	€	1.48	13/09/2023	1.48	1.44	1.48	1.465	1.471	250@1.44	750@1.47	9.38	2022	2,471	13	3,635.40	12,051.28	1.055	1.92	10101015
2,566,836	0.440	---	0.016	0.016	03/07/2023	09/01/2007	---	INTERWOOD-XYLEMPORIA (PR)	0.408	---	↘	0.408	13/09/2023	---	---	---	---	583@0.360	800@0.408	---	---	---	---	---	---	13,817.32	0.192	0.5	50101020
34,986,430	0.440	---	---	---	25/07/2008	23/02/2010	---	INTERWOOD-XYLEMPORIA (CR)	0.365	-1.88	€	0.372	13/09/2023	0.37	0.35	0.373	0.365	0.361	138@0.363	899@0.365	---	---	63,913	60	23,053.75	13,817.32	0.1975	0.49	50101020
18,567,912	0.590	0.12	0.24	---	05/07/2023	26/01/2021	---	INTERLIFE G.C.I.(CR)	4.32	2.61	€	4.21	13/09/2023	4.2	4.2	4.34	4.32	4.311	79@4.32	121@4.34	---	2022	3,960	14	17,071.90	80,213.38	3.47	4.95	30302025
8,424,900	0.500	---	---	---	12/07/2010	04/07/2019	---	INTERTECH SA (CR)	1.355	0.74	€	1.345	13/09/2023	1.315	1.31	1.355	1.355	1.325	40@1.35	295@1.36	23.39	2022	3,731	20	4,944.95	11,415.74	0.92	1.72	50205010
19,804,134	0.150	---	---	---	01/07/2004	06/11/2017	---	KEKROPS SA (CR)	1.145	2.69	€	1.115	13/09/2023	1.09	1.085	1.145	1.145	1.092	550@1.10	374@1.15	2.18	2022	702	7	766.67	22,675.73	0.903	1.4	35101010
40,219,218	0.260	---	---	---	29/08/2022	10/06/2019	---	KLOUKINAS - LAPPAS SA (CR)	1.155	---	↘	1.155	13/09/2023	1.155	1.13	1.165	1.155	1.142	50@1.15	487@1.16	---	---	48,212	76	55,060.07	46,453.20	0.5	1.265	50101010
11,510,102	0.890	---	---	---	24/06/2005	06/10/1999	---	NAFPAKTOS TEXTILE (CR)	1.14	-5.78	€	1.21	13/09/2023	1.15	1.14	1.15	1.14	1.147	1000@1.04	485@1.14	---	---	420	5	481.80	13,121.52	0.91	1.31	55101020
21,224,340	0.420	0.0035	0.02	---	06/09/2022	25/04/2006	---	KORDELLOS BROS SA (CR)	0.56	-2.78	€	0.576	13/09/2023	0.558	0.558	0.574	0.56	0.562	75@0.558	1000@0.572	4.92	2022	29,960	35	16,836.20	11,885.63	0.462	0.74	55102010
33,065,136	0.380	0.2	0.2001	0.2004	24/08/2023	16/09/2013	---	KRI-KRI S.A. (CR)	7.74	0.78	€	7.68	13/09/2023	7.7	7.7	7.8	7.8	7.734	100@7.72	500@7.94	80.61	2022	1,110	9	8,585.26	255,924.15	6.08	9.8	45102020
7,595,160	0.600	---	---	---	10/09/2019	18/08/2010	---	KIRIAKOULIS SHIPPING SA (CR)	1	0.81	€	0.992	13/09/2023	0.998	0.998	1	1	0.999	500@0.960	375@1.01	---	---	2,040	6	2,037.95	7,595.16	0.868	1.265	40501015
6,200,000	0.500	---	---	---	22/06/2010	01/11/1995	---	MINERVA KNITWEAR (CR)	0.595	---	↘	0.595	13/09/2023	---	---	---	---	---	2500@0.500	600@0.560	---	---	---	---	---	3,689.00	0.414	0.68	40204020
5,939,268	0.620	---	---	---	10/07/2003	03/01/2002	---	LANAKAM SA (CR)	1	---	↘	1	13/09/2023	---	---	---	---	---	60@0.950	900@1.14	---	---	---	---	---	5,939.27	0.716	1.4	40401020
9,819,370	0.500	---	---	---	14/08/2007	09/01/2004	---	MATHIOS REFRACTORY SA (CR)	1.27	0.79	€	1.26	13/09/2023	1.28	1.2	1.29	1.27	1.21	1000@1.16	186@1.27	---	---	2,908	20	3,519.05	12,470.60	0.565	1.6	55101000
30,150,000	0.360	0.02	0.0401	0.0908	15/06/2023	25/04/2019	---	MOTODYNAMICS S.A. (CR)	3.08	3.70	€	2.97	13/09/2023	3.03	2.98	3.08	3.08	3.043	430@3.02	2877@3.08	---	---	7,116	74	21,656.52	92,862.00	2.04	3.77	40401030
43,200,000	1.00	---	0.0824	---	07/09/2022	13/09/2023	---	MPLKEDROS (CR)	2.6	-1.89	€	2.65	13/09/2023	2.64	2.6	2.64	2.6	2.605	450@2.59	300@2.61	---	---	7,131	17	18,574.10	112,320.00	2.19	2.8	35102000
25,000,000	2.00	0.4	0.628	1.04	07/08/2023	08/08/2003	---	P.P.A. S.A. (CR)	21.3	-2.29	€	21.8	13/09/2023	21.95	21.3	21.95	21.3	21.762	841@21.30	100@21.45	10.07	2022	13,577	424	295,462.10	532,500.00	15.86	23.35	50206060
4,971,466	1.46	---	---	---	04/07/2007	08/10/2003	---	PAIRIS SA (CR)	1.15	0.44	€	1.145	13/09/2023	1.15	1.1	1.15	1.15	1.144	170@1.12	1027@1.15	---	---	735	12	840.85	5,717.19	0.83	1.47	50203030
27,098,594	0.540	0.07	0.05	0.0401	22/05/2023	14/01/2021	---	PAPOUTSANIS (CR)	2.24	---	↘	2.24	13/09/2023	2.25	2.2	2.26	2.26	2.237	330@2.18	5921@2.30	20.23	2022	4,658	29	10,420.34	60,700.85	2.2	2.51	45201020
7,070,400	0.930	0.1081	0.3242	0.2593	03/07/2023	06/05/2016	---	PETROPOULOS PETROS (CR)	8.92	0.22	€	8.9	13/09/2023	8.94	8.9	8.96	8.92	8.912	63@8.54	280@8.94	---	---	8,343	37	74,356.00	63,067.97	5.9	9.22	50206015
43,741,452	0.660	0.16	0.2723	0.2629	31/05/2023	01/11/1999	---	THRACE PLASTICS SA (CR)	4.46	0.91	€	4.42	13/09/2023	4.4	4.39	4.545	4.46	4.464	30@4.44	394@4.48	---	---	10,176	92	45,430.65	195,086.88	3.76	5.68	50203015
21,912,599	0.300	---	---	0.048	18/05/2023	23/02/2007	---	REVOLIL (CR)	1.955	-1.26	€	1.98	13/09/2023	1.97	1.93	1.97	1.955	1.949	71@1.93	998@1.96	---	---	2,221	23	4,329.49	42,839.13	1.21	2.3	60101020
13,582,223	1.35	---	---	---	24/06/2008	02/02/2016	---	SIDMA STEEL (CR)	2.59	0.78	€	2.57	13/09/2023	2.63	2.51	2.63	2.59	2.576	125@2.55	199@2.59	---	---	2,872	39	7,398.19	35,177.96	1.85	3.3	55102010
40,693,350	5.00	---	---	---	03/07/2006	26/05/2015	---	TECHNICAL OLYMPIC SA (CR)	2.62	0.77	€	2.6	13/09/2023	2.66	2.53	2.69	2.62	2.55	139@2.53	191@2.62	---	---	10,667	60	27,199.83	106,616.58	1.76	3.12	40202010
3,048,000	0.300	---	---	---	06/07/2007	01/06/2021	---	TZIRAKIAN PROFIL (CR)	2.07	2.47	€	2.02	13/09/2023	2.05	2.05	2.07	2.07	2.051	100@2.00	221@2.07	36.26	2022	339	5	695.13	6,309.36	1.755	2.39	55102010
10,203,575	0.730	---	---	---	16/07/2007	18/10/1999	---	FIERATEX SA (CR)	0.437	-0.91	€	0.441	13/09/2023	0.459	0.418	0.459	0.437	0.423	460@0.421	148@0.437	---	2022	9,079	25	3,842.59	4,458.96	0.351	0.56	55101020
8,340,750	1.16	---	---	---	25/06/2009	17/09/2018	---	HAIDEMENOS SA (CR)	0.62	---	↘	0.62	13/09/2023	---	---	---	---	---	400@0.610	10@0.660	---	2022	---	---	---	5,171.27	0.452	0.8	50205030

## Main Market - Low Liquidity Class

14,000,000	4.15	---	3.42	0.26	19/07/2023	29/06/1999	---	ALPHA REAL ESTATE SA(CR)	7.4	0.82	€	7.34	13/09/2023	7.48	7.4	7.48	7.4	7.403	110@7.24	59@7.48	---	---	620	4	4,589.60	103,600.00	6.68	9.22	35101015
45,033,921	0.050	---	---	---	04/06/2008	27/03/2023	---	ATTICA BANK S.A. (CR)	12.36	---	↘	12.36	13/09/2023	12.1	12.1	12.28	12.28	12.2	59@12.10	40@12.28	---	---	18	2	219.60	556,619.26	10.62	48.75	30101010
11,869,224	0.540	0.087	0.136	0.15	03/07/2023	30/08/2019	---	FLEXOPACK SA (CR)	8.2	3.80	€	7.9	13/09/2023	8.2	7.85	8.2	7.85	8.195	20@7.90	3000@8.00	---	---	1,331	8	10,907.20	97,327.64	7.45	9.45	50203030
10,500,000	4.00	0.37	0.29	0.3	16/05/2023	02/08/2016	---	INTERCONTINENTAL (CR)	6.3	---	↘	6.3	13/09/2023	---	---	---	---	---	140@6.25	320@6.45	12.02	2022	---	---	---	66,150.00	6.15	6.85	35102000
57,434,884	1.17	---	---	---	05/06/2008	12/06/2009	---	REDS S.A. (CR)	2.28	-3.80	€	2.37	13/09/2023	2.37	2.26	2.37	2.28	2.282	517@2.30	641@2.36	---	---	1,484	7	3,386.53	130,951.54	2.2	3	35101010
152,360,643	0.500	0.01	0.02	0.03	23/06/2023	10/06/2020	---	TRASTOR REAL EST. INV. CO.(CR)	1.04	---	↘	1.04	13/09/2023	1.08	1.08	1.08	1.08	1.08	1776@1.02	109@1.11	---	---	690	1	745.20	158,455.07	0.965	1.23	35102000
15,300,000	0.300	---	---	---	30/07/2009	13/12/1999	---	ATTICA PUBLICATIONS SA (CR)	0.35	---	↘	0.35	13/09/2023	0.316	0.316	0.338	0.338	0.316	1250@0.316	1024@0.338	---	---	950	3	300.42	5,355.00	0.236	0.39	40301030
15,000,000	0.300	---	---	---	06/07/2007	18/07/2000	---	DAIOS PLASTICS SA (CR)	3.3	---	↘	3.3	13/09/2023	---	---	---	---	---	200@3.14	220@3.38	---	---	---	---	---	49,500.00	2.92	3.54	50203015
3,307,500	0.210	---	---	---	11/08/2010	30/11/2022	---	ELVE SA (CR)	5.5	---	↘	5.5	13/09/2023	---	---	---	---	---	175@5.25										

Number of Outstanding Securities	Nominal Value	Dividends [1]			Date of Last Coupon		Note	Shares	Closing price	% change	Previous closing price/date	Open price	Price min	Price max	Last price	Avg price	Last Bid [7]	Last Ask [7]	P/E after tax	Year	Volume	Trades	Transactions Value[8]	Company Mkt Value (thou. €)	Year low	Year high	Sector[4]		
2020	2021	2022	Dividend [2]	Right																									
6,700,000	0.800	0.179	0.047	0.047	23/08/2023	29/05/2014	---	MILLS KEPENOS (CR)	2.28	---	2.28	13/09/2023	---	---	---	---	300@2.18	25@2.28	16.84	2022	---	---	---	15,276.00	1.93	2.7	45102020		
18,017,472	0.360	---	---	---	09/09/2022	28/08/2017	---	KTIMA KOSTAS LAZARIDIS SA (CR)	1.89	---	1.89	13/09/2023	---	---	---	---	445@1.72	300@2.00	---	---	---	---	---	34,053.02	1.55	2.06	45101015		
21,364,000	1.12	---	---	0.4	21/08/2023	08/03/2023	---	LAMPASA HOTEL SA (CR)	29.2	---	29.2	13/09/2023	---	---	---	---	100@28.40	491@29.80	---	---	---	---	---	623,828.80	20.6	29.8	40501025		
32,188,050	1.04	---	---	---	21/07/2008	20/01/2000	---	MOUZAKIS (CR)	0.655	---	0.655	13/09/2023	---	---	---	---	500@0.640	667@0.660	---	---	---	---	---	21,083.17	0.63	0.806	55101020		
8,321,682	0.670	---	---	---	17/08/2007	23/11/1999	---	N. LEVENTERIS (CR)	0.312	---	0.312	13/09/2023	---	---	---	---	---	1820@0.342	---	2022	---	---	---	3,451.93	0.22	0.364	55102010		
2,160,524	0.670	---	---	---	03/12/2018	23/11/1999	---	N. LEVENTERIS (PR)	0.396	---	0.396	13/09/2023	---	---	---	---	---	6514@0.426	---	2022	---	---	---	3,451.93	0.218	0.434	55102010		
6,340,000	0.600	0.134	0.17	0.1	09/12/2022	12/01/2023	---	NAKAS MUSIC	2.86	---	2.86	13/09/2023	2.6	2.6	2.86	2.86	2.835	10@2.86	1900@3.00	---	---	154	9	436.54	18,132.40	2.16	2.98	40401030	
10,080,000	3.00	1.42	1.5	1.45	11/05/2023	27/08/2001	---	TPA SA (CR)	24.1	0.84	P	23.9	13/09/2023	23.7	23.5	24.2	24.1	23.838	303@23.90	1417@24.20	---	---	1,401	21	33,397.00	242,928.00	22.7	26.3	50206060
27,379,200	0.980	---	---	0.45	01/08/2023	29/08/2022	---	CRETE PLASTICS SA (CR)	16.3	5.16	P	15.5	13/09/2023	16.3	16.3	16.4	16.4	16.318	100@15.40	307@16.20	---	---	120	2	1,958.10	446,280.96	14.7	17.9	50203015
255,494,534	2.71	0.352	0.279	0.255	16/06/2023	30/09/2021	---	PRODEA (CR)	7	---	7	13/09/2023	7	7	7	7	7	150@6.60	2@7.00	---	---	140	1	980.00	1,788,461.74	7	8.6	35102000	
4,181,450	0.500	---	---	---	21/08/2000	05/03/2002	---	FLOUR MILLS SARANTOPOULOS SA	1.16	---	1.16	13/09/2023	---	---	---	---	---	---	70@1.16	---	---	---	---	---	4,850.48	0.875	1.5	45102020	

## Exchange Traded Funds (ETFs)

924,675	---	---	---	---	15/06/2016	---	---	ALPHA ETF FTSE Athex Large Cap	29.85	0.50	P	29.7	13/09/2023	29.62	29.61	29.96	29.85	29.77	350@26.40	---	---	---	1,914	6	56,979.32	---	22.5	35	12003
---------	-----	-----	-----	-----	------------	-----	-----	--------------------------------	-------	------	---	------	------------	-------	-------	-------	-------	-------	-----------	-----	-----	-----	-------	---	-----------	-----	------	----	-------

## Surveillance

356,314,416	0.660	---	---	---	07/07/2010	21/09/2017	5160	FRIGOGLASS SA (CR)	0.077	4.76	P	0.0735	13/09/2023	0.077	0.077	0.077	0.077	0.077	6000@0.077	20000@0.080	---	---	14,000	3	1,078.00	27,436.21	0.05	0.158	50204000
65,326,268	0.530	---	---	---	04/07/2007	19/07/2006	4750	SATO SA (CR)	0.043	---	0.043	13/09/2023	0.039	0.039	0.039	0.039	0.039	---	11141@0.039	---	---	6,899	2	269.06	2,809.03	0.018	0.069	40202015	
13,191,620	0.620	---	---	---	04/08/2010	09/09/2002	5232	YALCO - CONSTANTINOU (CR)	0.206	---	0.206	13/09/2023	---	---	---	---	---	500@0.186	1500@0.224	---	---	---	---	---	2,717.47	0.12	0.28	40202020	
13,000,000	1.00	---	---	---	01/08/2007	07/04/2000	5093	AKRITAS SA (CR)	0.65	---	0.65	13/09/2023	---	---	---	---	---	---	61@0.595	---	---	---	---	---	8,450.00	0.414	0.67	50101035	
221,519,681	0.300	---	---	---	02/07/2008	28/02/2011	4957	ANEK LINES SA (CR)	0.266	2.31	P	0.26	13/09/2023	0.26	0.26	0.266	0.266	0.263	5150@0.258	20190@0.266	---	---	53,500	17	14,077.25	59,837.62	0.177	0.3	40501015
312,163	0.300	---	---	---	02/07/2008	28/02/2011	4959	ANEK LINES SA (PR, issue '90)	0.072	---	0.072	13/09/2023	---	---	---	---	---	39930@0.079	---	---	---	---	---	---	59,837.62	0.072	0.086	40501015	
2,969,713	0.300	---	---	---	02/07/2008	28/02/2011	4958	ANEK LINES SA (PR, issue '96)	0.3	---	0.3	13/09/2023	---	---	---	---	---	---	231@0.300	---	---	---	---	---	59,837.62	0.173	0.38	40501015	
17,579,754	4.16	---	---	---	18/08/2006	02/08/2010	---	BIOTER SA (CR)	0.264	---	0.264	13/09/2023	0.264	0.264	0.264	0.264	0.264	20000@0.264	4378@0.280	---	---	2,000	2	528.00	4,641.06	0.198	0.398	50101010	
54,654,600	0.050	---	---	---	01/07/1998	30/12/2022	5275	VIS SA (CR)	0.322	---	0.322	13/09/2023	0.29	0.29	0.29	0.29	0.29	2999@0.290	200@0.320	---	2022	999	2	289.71	17,598.78	0.136	0.378	50203030	
51,754,364	0.300	---	---	---	23/12/2003	24/01/2007	5197	SELECTED TEXT. IND. ASSOC (CR)	0.14	---	0.14	13/09/2023	0.14	0.14	0.14	0.14	0.14	690@0.140	2000@0.144	---	---	5,318	6	744.52	7,245.61	0.11	0.202	55101020	
371,337,000	0.300	---	---	---	30/05/2013	01/07/2022	---	INTRALOT (CR)	0.65	---	0.65	13/09/2023	0.65	0.65	0.65	0.65	0.65	10000@0.645	8000@0.670	---	---	346,724	64	225,370.60	241,369.05	0.565	0.765	40501020	
15,842,391	1.51	---	---	---	15/07/2009	12/05/2000	5141	BITROS HOLDING SA (CR)	0.5	---	0.5	13/09/2023	0.464	0.464	0.476	0.476	0.468	500@0.464	799@0.476	---	---	685	5	320.58	7,921.20	0.376	0.82	55102010	
24,319,250	0.300	---	---	---	09/07/2002	04/07/2007	5165	PROODEFTIKH SA (CR)	0.5	---	0.5	13/09/2023	0.486	0.468	0.486	0.468	0.479	---	115@0.468	---	---	---	800	5	383.40	12,159.63	0.4	0.6	50101010
28,438,268	0.070	---	---	---	21/08/2006	24/11/1999	5253	SPIROY AGRICULTURE SA (CR)	0.2	---	0.2	13/09/2023	---	---	---	---	---	---	2880@0.200	---	---	---	---	---	5,687.65	0.144	0.24	45102010	
1,011,000	1.00	---	---	---	01/07/2004	11/12/2012	5193	TRIA ALFA SA (CR)	8	-9.61	E	8.85	13/09/2023	8	8	8	8	8	---	30@9.20	61.27	2022	1,122	14	8,976.00	8,088.00	7.6	16.9	55101020

## Suspension Status

66,948,210	0.300	---	---	---	22/09/2015	22/09/2015	5179	FOLLI FOLLIE (CR)	4.8	---	4.8	24/05/2018	---	---	---	---	---	---	---	---	---	---	---	---	321,351.41	4.8	4.8	40401030
12,417,000	0.310	---	---	---	27/08/2019	28/08/2017	5233	MLS MULTIMEDIA SA (CR)	0.57	---	0.57	12/05/2020	---	---	---	---	---	---	---	---	---	---	---	---	7,077.69	0.57	0.57	10101015
6,330,002	0.300	---	---	---	25/06/2002	15/03/2019	5278	VARVARESSOS (CR)	0.24	---	0.24	02/05/2023	---	---	---	---	---	---	---	---	---	---	---	---	1,519.20	0.16	0.25	55101020
3,961,300	1.28	---	---	---	29/06/2004	03/08/2000	5248	DUROS SA (CR)	0.25	---	0.25	24/04/2023	---	---	---	---	---	---	---	---	---	---	---	---	990.33	0.2	0.3	40204020
7,085,888	1.59	---	---	---	02/07/1996	06/09/2010	5216	ELVIEMEK (CR)	2.6	---	2.6	30/09/2019	---	---	---	---	---	---	---	---	---	---	---	---	18,423.31	2.6	2.6	35101010
7,125,216	0.650	---	---	---	01/07/2005	14/12/1999	4955	KRE.KA SA (CR)	0.28	---	0.28	06/04/2023	---	---	---	---	---	---	---	---	---	---	---	---	1,995.06	0.17	0.43	45102010
7,734,375	1.00	---	---	---	09/07/2007	07/01/2011	5277	LIVANIS SA (CR)	0.125	---	0.125	28/04/2023	---	---	---	---	---	---	---	---	---	---	---	---	966.80	0.12	0.18	40301030

## Shares' Notes

Code	Note text
( )	- Adjusted dividends.
*	- Last adjusted closing price.
[1]	- Net dividends.
[2]	- The "Date of Last Coupon" for New listings refers to the date company's stocks started to trade in Athex
[3]	- The Company Market Value is referred to the number of outstanding shares
[4]	- Sectors codification can be found in Appendix A
[5]	- The Market Value refers to the total number of shares listed (including their several classes) in the exchange by the company.
[6]	- P/E greater than 100
[7]	- Last view of the Order Book before the end of the trading session
[8]	- All Blocks Methods' Transactions Value are included.
4750	- Transfer to the Under Surveillance Category from 8/4/2011.
4955	- Transfer to the Surveillance Category as from 5/4/2013.
4957	- Transfer to the Surveillance Category as from 5/4/2013.
4958	- Transfer to the Surveillance Category as from 5/4/2013.
4959	- Transfer to the Surveillance Category as from 5/4/2013.
5093	- Transfer to the Surveillance Category as of 8/4/2015.
5141	- Transfer to the Surveillance Category as of 10/05/2017.
5160	- Transfer to the Surveillance Category as of 15/04/2016.
5165	- Transfer to the Surveillance Category as of 15/02/2018.
5179	- Suspension of trading as of 25/05/2018.
5193	- Transfer to the Surveillance Category as of 25/10/2018.
5197	- Transfer to the Surveillance Category as of 07/11/2018.
5216	- Suspension of trading as of 01/10/2019.
5232	- Transfer to the Under Surveillance Category from 08/04/2011.
5233	- Suspension of trading as of 13/05/2020.
5248	- Transfer to the Surveillance Category as of 06/09/20116.
5253	- Transfer to the Surveillance Category as of 14/5/2021.
5275	- Transfer to the Surveillance Category as of 09/07/2020.
5277	- Suspension of trading as of 02/05/2023.
5278	- Suspension of trading as of 03/05/2023.

### Securities Blocks Details

Securities	Block Volume	Price	Block Trade Value	Time of approval	Note
ALPHA SERVICES HOLD (CR)	425,000	1.34	570,350.00	10:34:22	20
OPAP (CR)	25,000	16.02	400,500.00	11:39:42	20
OPAP (CR)	40,000	16.02	640,800.00	12:00:15	20
PIRAEUS FINANCIAL HOLD (CR)	100,000	2.79	279,200.00	15:37:44	20
PIRAEUS FINANCIAL HOLD (CR)	1,000,000	2.76	2,762,000.00	15:58:00	20
TERNA ENERGY (CR)	18,443	16.24	299,514.32	16:53:47	20

### Blocks Notes

- 9 - Method 6-1 / Special Fees
- 10 - Method 6-1 / Special Fees, SDS
- 14 - Method 6-3 / Settlement, Incomplete Buy and Sell
- 18 - Method 6-2 / SPOT 1
- 19 - Method 6-2 / SPOT 2
- 20 - Method 6-1 and Method 6-1 Same Day Settlement
- 21 - Other Pre-agreed

**Shares Rights Details**

Occurred date	Exercise from	Exercise until	Trading until	Rights	Price min	Price max	Closing price	Last Bid	Last Ask	Volume	Trades	Transactions Value
---------------	---------------	----------------	---------------	--------	-----------	-----------	---------------	----------	----------	--------	--------	--------------------

No Rights Transactions.

---

**Forced Sales Details**

---

Securities	Category of Security	Transactions Volume	Number of Trades	Transactions Value	Note
------------	----------------------	------------------------	---------------------	-----------------------	------

---

No Forced Transactions.

---

---

**Forced Sales Notes**

---

- 1 - Compulsory Public Forced Sales
- 2 - Forced Sales of Fixed Registered Shares
- 3 - Forced Sales of Remaining Fractional Shares



## Exchange Traded Funds (ETFs) Characteristics

	Transactions Date (T)	Creation / Redemption	Units (T-1)	New Units (T-1)	Redemption Units (T-1)	Units (T) [1]	Fund Assets [2]	Net Unit Price	Dividend per Unit	Dividend Date
ALPHA ETF FTSE Athex Large Cap	14/09/2023	5,000	924,675	---	---	924,675	27,483,330.00	29.7221	0.62	03/07/2023

## ETFs Notes

[1] - Units (T) = Units (T-1) + New Units (T-1) - Redemption Units (T-1)

[2] - The Creation / Redemption Units of T-1 are included.

## Non Convertible Corporate Bonds - Regulated Market

Num Listed Bonds	Nominal price	Issue price	Today's Rate	Exp. Date	Duration (years)	Note	Coupon		Trading Unit	Corporate Bonds	Accrued Int.	Yield.T.Mat	Price min	Price max	Closing price	Previous closing price/date	Volume	Transactions Value	Last order		Date	ear min	Year max	
							Common	Preferred											Price	Buy / Sell				
100,000	1,000.00	1,000.00	2.70	25/05/2026	5	---	5	---	1	COSTAMARE PARTICIPATIONS PLC (Non Convertible)	8.7000	4.8960	93.8500	94.0000	93.9596	93.8460	13/09/2023	28,000	26,552.30	93.6000	B	14/09/2023	92.1400	97.0000
320,000	1,000.00	1,000.00	3.40	21/07/2027	7	---	7	---	1	LAMDA DEVELOPMENT S.A. (Non Convertible)	5.5722	5.2370	92.0000	92.2000	92.2000	91.7000	13/09/2023	177,000	164,130.29	91.6001	B	14/09/2023	91.4001	95.5000
200,000	1,000.00	1,000.00	2.10	27/10/2027	7	---	6	---	1	O.P.A.P. S.A. (Non Convertible)	8.4000	4.0360	91.7110	92.6700	92.1931	92.0340	13/09/2023	38,000	35,352.56	91.7111	B	14/09/2023	91.3710	95.4000
200,000	1,000.00	1,000.00	1.90	23/03/2028	7	---	5	---	1	MOTOR OIL CORINTH REFINERIES SA (Non Convertible)	9.4472	4.0320	90.5000	91.0000	91.0000	91.2500	13/09/2023	9,000	8,240.03	91.0000	B	14/09/2023	87.5500	92.6000
100,000	1,000.00	1,000.00	2.95	11/02/2027	5	---	4	---	1	SAFE BULKERS PARTICIPATIONS PLC (Non Convertible)	3.1139	4.9830	93.2990	93.2990	93.2990	93.8000	13/09/2023	1,000	936.10	92.5000	B	14/09/2023	89.9269	97.9500
230,000	1,000.00	1,000.00	4.70	12/07/2029	7	---	3	---	1	LAMDA DEVELOPMENT S.A. (Non convertible)	8.8778	4.6340	98.8000	99.3000	99.1000	99.2630	13/09/2023	52,000	52,043.46	99.0400	B	14/09/2023	94.9889	101.0000
100,000	1,000.00	1,000.00	4.40	26/07/2029	7	---	3	---	1	CPLP SHIPPING HOLDINGS PLC (Non Convertible)	6.6000	4.6420	97.2873	98.1500	97.7759	98.1500	13/09/2023	14,000	13,781.02	97.5500	B	14/09/2023	97.2369	100.8000
200,000	1,000.00	1,000.00	3.60	12/03/2026	7	---	10	---	1	AEGEAN AIRLINES S.A. (Non Convertible)	0.6000	4.4270	96.4000	97.0000	96.4613	97.2460	13/09/2023	49,000	47,295.44	96.4100	B	14/09/2023	95.6301	98.9000
500,000	1,000.00	1,000.00	2.75	03/07/2027	7	---	7	---	1	GEK TERNA S.A. (Non Convertible)	5.8819	4.6840	91.8500	92.9999	92.3185	92.4330	13/09/2023	187,000	173,735.47	92.0000	B	14/09/2023	86.8000	94.4535
120,000	1,000.00	1,000.00	3.95	04/04/2025	7	---	11	---	1	GEK TERNA S.A. (Non Convertible)	18.3236	4.1130	98.0000	98.5001	98.4293	98.7000	12/09/2023	360,000	360,942.01	98.0100	B	14/09/2023	97.5523	100.5000
175,000	1,000.00	1,000.00	3.40	26/07/2024	5	---	9	---	1	ATTICA HOLDINGS S.A. (Non Convertible)	5.1000	5.4290	97.6020	97.7000	97.6507	97.5750	13/09/2023	19,000	18,650.54	97.7001	B	14/09/2023	96.6179	99.4500
300,000	1,000.00	1,000.00	2.30	20/07/2028	7	---	5	---	1	PRODEA REIC S.A.(Non Convertible)	3.8333	5.3570	86.6000	87.0500	87.0500	86.5100	13/09/2023	18,000	15,707.10	86.6500	B	14/09/2023	82.0100	89.1000
150,000	1,000.00	1,000.00	2.65	22/10/2026	5	---	4	---	1	CPLP SHIPPING HOLDINGS PLC (Non Convertible)	10.8208	5.0990	92.6000	92.6950	92.6475	93.0020	13/09/2023	6,000	5,623.78	92.5010	B	14/09/2023	92.5500	96.0000
250,000	1,000.00	1,000.00	2.45	16/11/2028	7	---	4	---	1	ELVALHALCOR S.A. (Non Convertible)	8.5069	5.0480	88.1001	89.1000	88.2667	89.1000	13/09/2023	51,000	45,637.86	88.1000	B	14/09/2023	85.6375	92.0000
120,000	1,000.00	1,000.00	2.65	06/12/2028	7	---	4	---	1	NOVAL PROPERTY REIC (Non Convertible)	7.6556	5.4100	87.1505	88.3799	87.5603	87.9040	13/09/2023	31,000	27,508.94	87.1504	B	14/09/2023	84.3700	91.9500
300,000	1,000.00	1,000.00	2.30	14/12/2028	7	---	4	---	1	GEK TERNA S.A. (Non Convertible)	6.1333	5.4380	86.0000	86.5000	86.1190	87.4400	13/09/2023	21,000	18,213.80	85.6260	B	14/09/2023	82.1339	90.3500
100,000	1,000.00	1,000.00	2.80	25/01/2027	5	---	4	---	1	PREMIA S.A. (Non Convertible)	4.2778	5.1830	---	---	---	92.3900	12/09/2023	---	---	89.5721	B	14/09/2023	87.6862	95.9899
500,000	1,000.00	1,000.00	4.00	10/07/2030	7	---	1	---	1	MYTILINEOS S.A. (Non Convertible)	7.7778	4.0280	99.6000	99.7400	99.6875	99.6810	13/09/2023	306,000	307,356.74	99.6100	B	14/09/2023	99.5000	100.0700

## Corporate Bonds Notes

Transactions Volume = (Pieces) \* (Nominal Price). Transactions Value = (Pieces) \* (Nominal Price) \* (price %) + (Accrued interest).

The price of a Bond is stated as a percentage (%) of Bond's Nominal Price.

Nominal Price in Euros (€), except if it is noted differently.

## Non Convertible Corporate Bonds - Regulated Market

Num Listed Bonds	Nominal price	Issue price	Today's Rate	Exp. Date	Duration (years)	Note	Coupon		Trading Unit	Corporate Bonds	Accrued Int.	Yield.T.Mat	Price min	Price max	Closing price	Previous closing price/date	Volume	Transactions Value	Last order			ear min	Year max	
							Common	Preferred											Price	Buy / Sell	Date			
150,000	1,000.00	1,000.00	2.60	22/10/2026	7	---	8	---	1	TERNA ENERGY FINANCE S.A. (Non Convertible)	10.6167	4.7850	---	---	---	92.6740	13/09/2023	---	---	92.1416	B	14/09/2023	92.5000	95.7400

## Corporate Bonds Notes

Transactions Volume = (Pieces) \* (Nominal Price). Transactions Value = (Pieces) \* (Nominal Price) \* (price %) + (Accrued interest).

The price of a Bond is stated as a percentage (%) of Bond's Nominal Price.

Nominal Price in Euros (€), except if it is noted differently.

## Government Bonds

Number Listed Bonds	Nominal price	Today's Rate	Accrued Interest Calc	Exp. Date [1]	Duration (years)	Note	Coupons Date	Curr. coupon value	Trading Unit	Government Bonds	Price min	Price max	Closing price	Previous closing price/date	Volume	Transactions Value	Price	Last order Buy / Sell	Date
4,500,000	1,000.00	1.88	Actual/Actual	04/02/2035	15	---	04/02	1.88	1	GGB-FXD-040235-15Y-1.875-1.000	---	---	---	---	---	---	---	---	---
1,805,793	1,000.00	3.45	Actual/Actual	02/04/2024	5	---	02/04	3.45	1	GGB-FXD-020424-05Y-3.450-1.000	---	---	---	---	---	---	---	---	---
6,000,000	1,000.00	0.75	Actual/Actual	18/06/2031	10	---	18/06	0.75	1	GGB-FXD-180631-10Y-0.750-1.000	---	---	---	---	---	---	---	---	---
2,750,000	1,000.00	3.88	Actual/Actual	15/06/2028	5	---	15/06	3.88	1	GGB-FXD-150628-05Y-3.875-1.000	---	---	---	---	---	---	---	---	---
5,962,747,327	1.00	3.75	Actual/Actual	30/01/2028	10	---	/02 - 01/02 - 31/	3.75	1	GGB-FXD-300128-10Y-3.750-1.000	---	---	---	85.4610 13/07/2018	---	---	1.0000	B	28/11/2018
7,067,309,386	1.00	3.90	Actual/Actual	30/01/2033	15	---	/02 - 01/02 - 31/	3.90	1	GGB-FXD-300133-15Y-3.900-1.000	---	---	---	78.6730 13/07/2018	---	---	1.0000	B	28/11/2018
5,622,848,349	1.00	4.00	Actual/Actual	30/01/2037	19	---	/02 - 01/02 - 31/	4.00	1	GGB-FXD-300137-19Y-4.000-1.000	---	---	---	77.0370 13/07/2018	---	---	1.0000	B	28/11/2018
5,476,770,669	1.00	4.20	Actual/Actual	30/01/2042	24	---	/02 - 01/02 - 31/	4.20	1	GGB-FXD-300142-24Y-4.200-1.000	---	---	---	77.7640 13/07/2018	---	---	1.0000	B	28/11/2018
48,794,718	1.00	4.30	Actual/Actual	24/02/2024	12	---	24/02	4.30	1	GGB-FXD-240224-12Y-2.000-1.000	---	---	---	10.0000 22/06/2015	---	---	---	---	---
40,248,141	1.00	4.30	Actual/Actual	24/02/2025	13	---	24/02	4.30	1	GGB-FXD-240225-13Y-2.000-1.000	---	---	---	10.0000 22/06/2015	---	---	---	---	---
59,586,043	1.00	4.30	Actual/Actual	24/02/2026	14	---	24/02	4.30	1	GGB-FXD-240226-14Y-2.000-1.000	---	---	---	10.0000 22/06/2015	---	---	---	---	---
41,118,344	1.00	4.30	Actual/Actual	24/02/2027	15	---	24/02	4.30	1	GGB-FXD-240227-15Y-2.000-1.000	---	---	---	10.0000 22/06/2015	---	---	---	---	---
45,137,734	1.00	4.30	Actual/Actual	24/02/2028	16	---	24/02	4.30	1	GGB-FXD-240228-16Y-2.000-1.000	---	---	---	10.0000 22/06/2015	---	---	---	---	---
61,768,888	1.00	4.30	Actual/Actual	24/02/2029	17	---	24/02	4.30	1	GGB-FXD-240229-17Y-2.000-1.000	---	---	---	10.0000 22/06/2015	---	---	---	---	---
54,567,744	1.00	4.30	Actual/Actual	24/02/2030	18	---	24/02	4.30	1	GGB-FXD-240230-18Y-2.000-1.000	---	---	---	10.0000 22/06/2015	---	---	---	---	---
37,541,515	1.00	4.30	Actual/Actual	24/02/2031	19	---	24/02	4.30	1	GGB-FXD-240231-19Y-2.000-1.000	---	---	---	10.0000 22/06/2015	---	---	---	---	---
37,558,317	1.00	4.30	Actual/Actual	24/02/2032	20	---	24/02	4.30	1	GGB-FXD-240232-20Y-2.000-1.000	---	---	---	10.0000 22/06/2015	---	---	---	---	---
37,473,732	1.00	4.30	Actual/Actual	24/02/2033	21	---	24/02	4.30	1	GGB-FXD-240233-21Y-2.000-1.000	---	---	---	10.0000 22/06/2015	---	---	---	---	---
33,888,293	1.00	4.30	Actual/Actual	24/02/2034	22	---	24/02	4.30	1	GGB-FXD-240234-22Y-2.000-1.000	---	---	---	10.0000 22/06/2015	---	---	---	---	---
35,177,800	1.00	4.30	Actual/Actual	24/02/2035	23	---	24/02	4.30	1	GGB-FXD-240235-23Y-2.000-1.000	---	---	---	10.0000 22/06/2015	---	---	---	---	---
35,547,268	1.00	4.30	Actual/Actual	24/02/2036	24	---	24/02	4.30	1	GGB-FXD-240236-24Y-2.000-1.000	---	---	---	10.0000 22/06/2015	---	---	---	---	---
40,246,306	1.00	4.30	Actual/Actual	24/02/2037	25	---	24/02	4.30	1	GGB-FXD-240237-25Y-2.000-1.000	---	---	---	10.0000 22/06/2015	---	---	---	---	---
37,643,952	1.00	4.30	Actual/Actual	24/02/2038	26	---	24/02	4.30	1	GGB-FXD-240238-26Y-2.000-1.000	---	---	---	10.0000 22/06/2015	---	---	---	---	---
36,977,100	1.00	4.30	Actual/Actual	24/02/2039	27	---	24/02	4.30	1	GGB-FXD-240239-27Y-2.000-1.000	---	---	---	10.0000 22/06/2015	---	---	---	---	---
41,615,000	1.00	4.30	Actual/Actual	24/02/2040	28	---	24/02	4.30	1	GGB-FXD-240240-28Y-2.000-1.000	---	---	---	10.0000 22/06/2015	---	---	---	---	---
42,227,208	1.00	4.30	Actual/Actual	24/02/2041	29	---	24/02	4.30	1	GGB-FXD-240241-29Y-2.000-1.000	---	---	---	10.0000 22/06/2015	---	---	---	---	---
68,288,487	1.00	4.30	Actual/Actual	24/02/2042	30	---	24/02	4.30	1	GGB-FXD-240242-30Y-2.000-1.000	---	---	---	10.0000 22/06/2015	---	---	---	---	---
4,000,000	1,000.00	3.88	Actual/Actual	12/03/2029	10	---	12/03	3.88	1	GGB-FXD-120329-10Y-3.875-1.000	---	---	---	---	---	---	100.0000	B	15/10/2019
4,500,000	1,000.00	0.00	Actual/Actual	12/02/2026	5	---	12/02	0.00	1	GGB-FXD-120226-05Y-0.000-1.000	---	---	---	---	---	---	---	---	---
2,209,163	1,000.00	3.38	Actual/Actual	15/02/2025	7	---	15/02	3.38	1	GGB-FXD-150225-07Y-3.375-1.000	---	---	---	---	---	---	---	---	---
964,000	1,000.00	3.25	Actual/Actual	20/03/2025	6	---	20/03	3.25	1	GGB-FXD-200325-06Y-3.250-1.000	---	---	---	---	---	---	---	---	---
2,100,000	1,000.00	3.55	Actual/Actual	20/03/2026	7	---	20/03	3.55	1	GGB-FXD-200326-07Y-3.550-1.000	---	---	---	---	---	---	---	---	---
40,000	1,000.00	2.18	FLR Actual/360	16/09/2023	1	---	16/03 - 16/09	---	1	GGB-FLT-160923-01Y-2.178-1.000	---	---	---	---	---	---	---	---	---
5,500,000	1,000.00	1.50	Actual/Actual	18/06/2030	10	---	18/06	1.50	1	GGB-FXD-180630-10Y-1.500-1.000	---	---	---	---	---	---	---	---	---

## Government Bonds Notes

Transactions Volume = (Pieces) \* (Nominal Price). Transactions Value = (Pieces) \* (Nominal Price) \* (price %) + (Accrued interest).

The Value of current coupon for the issues with NV 0.01 euro refers to NV 100 euros

FLR: Floating Interest Rate.

[1] - The Expiration Date of the interest bearing period and the Date for coupon payment.

## Government Bonds

Number Listed Bonds	Nominal price	Today's Rate	Accrued Interest Calc	Exp. Date [1]	Duration (years)	Note	Coupons Date	Curr. coupon value	Trading Unit	Government Bonds	Price min	Price max	Closing price	Previous closing price/date	Volume	Transactions Value	Price	Last order Buy / Sell	Date
3,500,000	1,000.00	4.38	Actual/Actual	18/07/2038	15	---	18/07	4.38	1	GGB-FXD-180738-15Y-4.375-1.000	---	---	---	---	---	---	---	---	---
5,364,250	1,000.00	3.25	Actual/Actual	20/03/2050	30	---	20/03	3.25	1	GGB-FXD-200350-30Y-3.250-1.000	---	---	---	---	---	---	---	---	---
3,924,361	1,000.00	2.00	Actual/Actual	22/04/2027	7	---	22/04	2.00	1	GGB-FXD-220427-07Y-2.000-1.000	---	---	---	---	---	---	99.9000	B	22/04/2020
2,500,000	1,000.00	1.88	Actual/Actual	23/07/2026	7	---	23/07	1.88	1	GGB-FXD-230726-07Y-1.875-1.000	---	---	---	---	---	---	---	---	---
4,050,000	1,000.00	4.25	Actual/Actual	15/06/2033	10	---	15/06	4.25	1	GGB-FXD-150633-10Y-4.250-1.000	---	---	---	---	---	---	---	---	---
3,500,000	1,000.00	1.88	Actual/Actual	24/01/2052	30	---	24/01	1.88	1	GGB-FXD-240152-30Y-1.875-1.000	---	---	---	---	---	---	---	---	---
3,700,000	1,000.00	1.75	Actual/Actual	18/06/2032	10	---	18/06	1.75	1	GGB-FXD-180632-10Y-1.750-1.000	---	---	---	---	---	---	---	---	---
2,200,000	1,000.00	1.13	FLR Actual/360	15/12/2027	5	---	- 15/12 - 15/03 -	---	1	GGB-FLT-151227-05Y-1.130-1.000	---	---	---	---	---	---	102.1600	B	30/12/2022

## Government Bonds Notes

Transactions Volume = (Pieces) \* (Nominal Price). Transactions Value = (Pieces) \* (Nominal Price) \* (price %) + (Accrued interest).

The Value of current coupon for the issues with NV 0.01 euro refers to NV 100 euros

FLR: Floating Interest Rate.

[1] - The Expiration Date of the interest bearing period and the Date for coupon payment.

Treasury Bills & Zero Coupon Government Bonds

Issue Date	13-Week Maturity									26-Week Maturity									52-Week Maturity								
	Exp. Date	Initial Rate	Num Listed Bonds	Nominal price	Issue price	Last Trade Price	Last Trade Date	Volume Traded	Note	Exp. Date	Initial Rate	Num Listed Bonds	Nominal price	Issue price	Last Trade Price	Last Trade Date	Volume Traded	Note	Exp. Date	Initial Rate	Num Listed Bonds	Nominal price	Issue price	Last Trade Price	Last Trade Date	Volume Traded	Note
09/12/2022	---	---	---	---	---	---	---	---	---	---	---	---	---	---	---	---	---	---	08/12/2023	2.73	600,000	1,000.00	973.10	---	---	---	---
10/03/2023	---	---	---	---	---	---	---	---	---	---	---	---	---	---	---	---	---	---	08/03/2024	3.75	1,000,000	1,000.00	963.46	---	---	---	---
09/06/2023	---	---	---	---	---	---	---	---	---	---	---	---	---	---	---	---	---	---	07/06/2024	3.84	1,600,000	1,000.00	962.60	---	---	---	---
08/09/2023	---	---	---	---	---	---	---	---	---	---	---	---	---	---	---	---	---	---	06/09/2024	3.81	812,500	1,000.00	962.90	---	---	---	---

Bonds in Circulation	Currency / Min nominal traded Value	Coupons Payment Date	Current Coupon Value	Note	Coupon	Trading Unit	Issue Date	Duration (years)	Today's Interest	A.I.C in days	Bonds	Last price of previous days		Last Outcry in Cash (euro)		Trades in Pieces	Life min	Life Max	
												Price	Buy / Sell	Price	Buy / Sell				
<b>Corporate Bonds in Foreign Currency and Euro</b>																			
103,746	GBP / 10	01/12	0.25	---	64	1	01/12/1930	98	2.5	360	National Mortgage Bank	2.27	05/02/1996	2.27	S	05/02/1996	---	2.27	2.27
0	GBP / 10	01/12	0.25	---	66	1	01/12/1928	100	2.5	360	National Mortgage Bank	---	---	---	---	---	---	---	---

## Government Bonds Notes

A.I.C: Accrued Interest Calculation base.

FLR: Floating Interest Rate.

The minimum tradeable Nominal Value for all Demeterialised Government Titles is 100 Euros.

(μφρ-0)

## Athex &amp; ATHEXClear Members List

Member Name				Stock Market			Derivatives Market		ATHEXClear Member	
	Address	Phone	Fax	Market Member	Remote Member	Market Maker	Proprietary	Market Maker	General Clearing	Direct Clearing
A. SARRIS SECURITIES S.A.				a						
6, ΔΡΑΓΑΤΣΑΝΙΟΥ 6 ΑΘΗΝΑ	2103367700									
AEONIC SECURITIES C.I.F. P.L.C.				a						
, ΛΑΪΟΥ 6, ΓΡ. 301B, ANNA COURT	35725337600									
ALPHA BANK S.A.									a	
, ΣΤΑΔΙΟΥ 40 ΑΘΗΝΑ	2103260000									
ALPHA FINANCE INVESTMENT SERVICES SINGLE MEMBER SA				a		a	a	a		a
5, ΠΑΝΕΠΙΣΤΗΜΙΟΥ 45 ΑΘΗΝΑ	2103677400									
ARGUS STOCKBROKERS LTD				a	a		a			
25, 25 ΛΕΩΦΟΡΟΣ ΔΗΜΟΣΘΕΝΗ ΣΕΒΕΡΗ	0035722717000									
ATLANTIC SECURITIES LTD				a	a					
37, ΠΡΟΔΡΟΜΟΥ 37	0035722445400									
AXON SECURITIES S.A.				a			a			
48, ΣΤΑΔΙΟΥ 48 ΑΘΗΝΑ	2103363800									
BETA SECURITIES S.A.				a		a	a			a
29, Λ. ΑΛΕΞΑΝΔΡΑΣ 29 ΑΘΗΝΑ	2106478930									
BNP PARIBAS S.A.									a	
, ΛΑΜΨΑΚΟΥ 2 ΑΘΗΝΑ	2107468525									
BOFA SECURITIES EUROPE SA				a	a					
, 112 AVENUE KL'BER 75116	+33 153655555									
CAPITAL SECURITIES S.A.				a			a			
58, ΜΗΤΡΟΠΟΛΕΩΣ 58 ΑΘΗΝΑ	2103369700									
CITIGROUP GLOBAL MARKETS EUROPE AG				a	a					
16, REUTERWEG 16	+49 691366-0									
CITIGROUP GLOBAL MARKETS LIMITED				a						
1, 33 CANADA SQUARE -CANARY WHARF	+44 02079864000									
CREDIT SUISSE BANK (EUROPE), S.A.				a	a					
, CALLE AYALA 42, 3A PLANTA-B MADRID	+34917916000									
CREDIT SUISSE SECURITIES (EUROPE) LIMITED				a						
1, ONE CABOT SQUARE LONDON	+44 2078888888									
CYCLOS SECURITIES S.A.				a			a			
39, ΧΑΡΙΛΑΟΥ ΤΡΙΚΟΥΠΗ 6-8-10 ΑΘΗΝΑ	2103364300									
DEUTSCHE BANK S.A.					a					
1, GREAT WINCHESTER STREET LONDON	+44 20 754 54209	00441133361437								
EUROBANK EQUITIES INVESTMENT FIRM SINGLE MEMBER SA				a		a	a	a		a
, ΦΙΛΕΛΛΗΝΩΝ 10 & ΞΕΝΟΦΩΝΤΟΣ 13 ΑΘΗΝΑ	2103720425									
EUROBANK S.A.									a	
, ΟΘΩΝΟΣ 8 ΑΘΗΝΑ	2144043907									
EUROCORP INVESTMENT SERVICES S.A.				a			a			a
14, ΠΛ.ΦΙΛΙΚΗΣ ΕΤΑΙΡΕΙΑΣ 14 ΑΘΗΝΑ	2107263600									
EUOTRUST INVESTMENT FIRM SA				a						
113, ΣΕΒΑΣΤΟΥΠΟΛΕΩΣ 113 ΑΘΗΝΑ	2103363100									
EUROXX SECURITIES S.A.				a		a	a	a		a
7, ΠΑΛΑΙΟΛΟΓΟΥ ΧΑΛΑΝΔΡΙ	(210)-6879400	(210)-6879401								
7, ΠΑΛΕΟΛΟΓΟΥ ΧΑΛΑΝΔΡΙ	+30 2106879400	210-6879401								
FREEDOM FINANCE EUROPE LTD				a	a					
, ΧΡΙΣΤΑΚΗ ΚΡΑΝΟΥ 20	035725257786									
G. A. PERVANAS SECURITIES- INVESTMENT SERVICES S.A.				a						
7-9, ΣΟΦΟΚΛΕΟΥΣ 7-9 ΑΘΗΝΑ	2103727200									
GLOBAL CAPITAL SECURITIES & FINANCIAL SERVICES LTD				a	a					
50, ΛΑΡΧΙΕΠΙΣΚΟΠΟΥ ΜΑΚΑΡΙΟΥ Γ50	0035722710710									
GREENPOST TRADING EUROPE LTD				a	a	a				
, ΚΙΜΩΝΟΣ 3, ACROPOLIS MANSIONS, 2ND FLOOR, FLAT/OFFICE 202	035722521389									
HELLENIC AMERICAN SECURITIES S.A.				a		a	a			a
27, ΑΝΔΡΕΑ ΠΑΠΑΝΔΡΕΟΥ 27 ΜΑΡΟΥΣΙ	2103311100									
HELLENIC BANK (INVESTMENTS) LTD					a					
, ΑΥΞ.ΚΥΡΙΑΚΟΥ ΜΑΤΣΙ 31 - PO BOX 24747 NICOSIA	+357 22500100	357 22500110								
HSBC CONTINENTAL EUROPE									a	
109-111, Λ.ΜΕΣΟΓΕΙΩΝ 109-111	2106960000									
INDEX SECURITIES S.A.				a						
6, ΔΡΑΓΑΤΣΑΝΙΟΥ 6 ΑΘΗΝΑ	2103213920									
J. CHR. MAVRIKIS SECURITIES S.A.				a						
5, ΣΟΦΟΚΛΕΟΥΣ 5 ΑΘΗΝΑ	2103216730									



## Athex &amp; ATHEXClear Members List

Member Name				Stock Market			Derivatives Market		ATHEXClear Member	
	Address	Phone	Fax	Market Member	Remote Member	Market Maker	Proprietary	Market Maker	General Clearing	Direct Clearing
KAPPA SECURITIES S.A.				a			a			
15, ΒΑΛΑΩΡΙΤΟΥ 15 ΑΘΗΝΑ	2103678600									
KARAMANOF SECURITIES & INVESTMENT SERVICES S.A.				a						
2, ΠΛ.ΑΓ.ΘΕΟΔΩΡΩΝ 2 ΑΘΗΝΑ	2103212947									
LAIKI FINANCIAL SERVICES LTD					a					
26, AVE. VYRONOS NICOSIA	357 22367367	357 22718567								
LEON DEPOLAS SECURITIES S.A.				a		a	a			
1, ΧΡΗΣΤΟΥ ΛΑΔΑ 1 ΑΘΗΝΑ	2103213276 -28									
MEGA EQUITY SECURITIES & FINANCIAL SERVICES PUBLIC LTD				a	a		a			
42-44, ΛΕΩΦ.ΓΡΙΒΑ ΔΙΓΕΝΗ 42-44	0035722711711									
MERIT SECURITIES S.A				a		a	a			a
5, ΣΟΦΟΚΛΕΟΥΣ 5 ΑΘΗΝΑ	2103671880									
MERRILL LYNCH INTERNATIONAL				a						
2, 2 KING EDWARD STREET LONDON	+44 20276281000									
N. CHRYSOCHOIDIS SECURITIES S.A.				a			a			a
7-9, ΣΟΦΟΚΛΕΟΥΣ 7-9 ΑΘΗΝΑ	2103213913									
NATIONAL BANK OF GREECE S.A.				a		a	a		a	
86, ΑΙΟΛΟΥ ΣΤΡ. ΑΘΗΝΑ	(210)-3341000	(210)-3228187								
68, ΑΚΑΔΙΜΙΑΣ ΣΤΡ. ΑΘΗΝΑ	(210)-3328817	(210)-3328678								
NATIONAL SECURITIES SINGLE MEMBER SA				a		a	a	a		
66, ΛΕΩΦΟΡΟΣ ΑΘΗΝΩΝ 128-132 & ΙΦΙΓΕΝΙΑΣ ΑΘΗΝΑ	2103328784									
NUNTIUS BROKERAGE AND INVESTMENT SERVICES S.A				a						
6, ΔΡΑΓΑΤΣΑΝΙΟΥ 6 ΑΘΗΝΑ	2103350599									
ONE PLUS CAPITAL LIMITED				a	a					
, 75 PRODROMOU AVENUE NICOSIA 1307	35722873760									
OPTIMA BANK S.A.				a		a	a	a	a	
32, ΑΙΓΙΑΛΕΙΑΣ 32 & ΠΑΡΑΔΕΙΣΟΥ ΜΑΡΟΥΣΙ	2108173663									
PANCRETA BANK S.A									a	
, ΙΚΑΡΟΥ 5	2810338746									
PANTELAKIS SECURITIES S.A.				a		a	a	a		
57, ΕΘΝΙΚΗΣ ΑΝΤΙΣΤΑΣΕΩΣ 57, ΚΤΙΡΙΟ Β CHALANDRI	2106965000									
PIRAEUS BANK S.A.				a			a		a	
, ΑΜΕΡΙΚΗΣ 4 ΑΘΗΝΑ	2103335000									
PIRAEUS SECURITIES S. A.				a		a	a	a		a
10, ΣΤΑΔΙΟΥ 10 ΑΘΗΝΑ	2103354100									
PROCHOICE SECURITIES LTD				a	a					
57, ΛΕΩΦ.ΣΠΥΡΟΥ ΚΥΠΡΙΑΝΟΥ 57, ΑΚΙΝΗΤΑ Φ	035724661192									
SHARELINK SECURITIES & FINANCIAL SERVICES LTD				a			a			
6, HOUSE-ΘΕΟΤΟΚΗ 6 ΜΕΓΑΡΟ ΕΛΜΗΝΑ	+357 22554200									
SOCIETE GENERALE S.A.				a	a		a			
, 17 COURS VALMY, CEDEX	+157290504									
SOLIDUS SECURITIES S.A				a			a			a
64, ΛΟΥΙΖΗΣ ΠΙΑΝΚΟΥΡ 64 ΑΘΗΝΑ	2106900600									
ST. EM. LAVRENTAKIS SECURITIES S.A.				a			a			
7-9, ΣΟΦΟΚΛΕΟΥΣ 7-9 ΑΘΗΝΑ	2103213336									
THE CYPRUS INVESTMENT & SECURITIES CORPORATION LTD				a	a					
154, ΑΓΙΟΥ ΠΡΟΚΟΠΙΟΥ & ΠΟΣΕΙΔΩΝΟΣ 1	0035722121700									
UBS EUROPE SE				a	a					
, OPERNTURM, BOCKENHEIMER LANDSTRASSE 2-4	496921790									
UBS LIMITED					a					
1, FINSBURY AVENUE LONDON	+44 2075687135									

List of Stocks under Market Making operations

Securities	Market Maker	Start Market Making	Stock Category	Suspension Status
MLS MULTIMEDIA SA (CR)				
	PIRAEUS SECURITIES S. A.	01/08/2019		
ALPHA ETF FTSE Athex Large Cap			Exchange Traded Funds (ETFs)	
	ALPHA FINANCE INVESTMENT SERVICES SINGLE MEMBER SA	02/01/1900		
	NATIONAL SECURITIES SINGLE MEMBER SA	02/01/1900		
ADMIE (IPTO) HOLDING S.A. (CR)			Main Market	
	EUROBANK EQUITIES INVESTMENT FIRM SINGLE MEMBER SA	24/05/2021		
	HELLENIC AMERICAN SECURITIES S.A.	09/03/2020		
	PIRAEUS SECURITIES S. A.	29/06/2017		
AEGEAN AIRLINES (CR)			Main Market	
	EUROBANK EQUITIES INVESTMENT FIRM SINGLE MEMBER SA	22/09/2020		
ALPHA SERVICES HOLD (CR)			Main Market	
	ALPHA FINANCE INVESTMENT SERVICES SINGLE MEMBER SA	29/02/2016		
	EUROBANK EQUITIES INVESTMENT FIRM SINGLE MEMBER SA	22/10/2006		
	GREENPOST TRADING EUROPE LTD	12/06/2023		
	HELLENIC AMERICAN SECURITIES S.A.	25/07/2014		
	LEON DEPOLAS SECURITIES S.A.	04/01/2016		
	MERIT SECURITIES S.A	03/09/2012		
	NATIONAL SECURITIES SINGLE MEMBER SA	02/01/1900		
	PIRAEUS SECURITIES S. A.	28/05/2009		
ALPHA TRUST (CR)			Main Market	
	EUROBANK EQUITIES INVESTMENT FIRM SINGLE MEMBER SA	06/02/2023		
	LEON DEPOLAS SECURITIES S.A.	04/01/2021		
ALUMIL (CR)			Main Market	
	PIRAEUS SECURITIES S. A.	31/07/2023		
ANDROMEDA SA (CR)			Main Market	
	BETA SECURITIES S.A.	15/02/2021		
	OPTIMA BANK S.A.	03/04/2023		
ATTICA BANK S.A. (CR)			Main Market	
	EUROXX SECURITIES S.A.	22/01/2016		
	PIRAEUS SECURITIES S. A.	20/09/2017		
AUSTRIACARD (CB)			Main Market	
	BETA SECURITIES S.A.	23/03/2023		
	EUROBANK EQUITIES INVESTMENT FIRM SINGLE MEMBER SA	15/05/2023		
AUTOHELLAS SA (CR)			Main Market	
	ALPHA FINANCE INVESTMENT SERVICES SINGLE MEMBER SA	01/07/2019		
	EUROXX SECURITIES S.A.	02/07/2018		
AVAX S.A. (CR)			Main Market	
	EUROBANK EQUITIES INVESTMENT FIRM SINGLE MEMBER SA	14/12/2015		
	OPTIMA BANK S.A.	04/09/2023		
	PIRAEUS SECURITIES S. A.	01/02/2021		
AVE (CR)			Main Market	
	EUROXX SECURITIES S.A.	05/06/2020		
BRIO PROPERTIES (CR)			Main Market	
	EUROBANK EQUITIES INVESTMENT FIRM SINGLE MEMBER SA	09/09/2019		
	LEON DEPOLAS SECURITIES S.A.	22/02/2021		
CC HBC AG (CR)			Main Market	
	BETA SECURITIES S.A.	08/03/2021		
	NATIONAL SECURITIES SINGLE MEMBER SA	02/01/1900		
	PIRAEUS SECURITIES S. A.	04/05/2015		
CENERGY HOLDINGS (CB)			Main Market	
	ALPHA FINANCE INVESTMENT SERVICES SINGLE MEMBER SA	02/01/2016		
	EUROBANK EQUITIES INVESTMENT FIRM SINGLE MEMBER SA	02/01/2016		
	OPTIMA BANK S.A.	14/03/2022		
	PANTELAKIS SECURITIES S.A.	27/12/2022		
CNL CAPITAL (CR)			Main Market	
	MERIT SECURITIES S.A	01/10/2018		
DIMAND (CR)			Main Market	
	ALPHA FINANCE INVESTMENT SERVICES SINGLE MEMBER SA	08/08/2022		
	EUROBANK EQUITIES INVESTMENT FIRM SINGLE MEMBER SA	08/08/2022		
	PANTELAKIS SECURITIES S.A.	15/05/2023		
EKTER SA (CR)			Main Market	
	BETA SECURITIES S.A.	26/09/2022		
	EUROBANK EQUITIES INVESTMENT FIRM SINGLE MEMBER SA	16/10/2017		
	LEON DEPOLAS SECURITIES S.A.	21/05/2018		
ELASTRON (CR)			Main Market	
	LEON DEPOLAS SECURITIES S.A.	20/02/2017		

List of Stocks under Market Making operations

Securities	Stock Category
Market Maker	Start Market Making
<b>ELLAKTOR (CR)</b>	Main Market
ALPHA FINANCE INVESTMENT SERVICES SINGLE MEMBER SA	18/03/2019
EUROBANK EQUITIES INVESTMENT FIRM SINGLE MEMBER SA	01/06/2012
EUROXX SECURITIES S.A.	24/09/2018
NATIONAL SECURITIES SINGLE MEMBER SA	02/01/1900
PIRAEUS SECURITIES S. A.	22/10/2018
<b>ELTON SA (CR)</b>	Main Market
EUROBANK EQUITIES INVESTMENT FIRM SINGLE MEMBER SA	28/11/2022
OPTIMA BANK S.A.	30/01/2023
<b>ELVALHALCOR (CR)</b>	Main Market
ALPHA FINANCE INVESTMENT SERVICES SINGLE MEMBER SA	07/05/2018
BETA SECURITIES S.A.	09/01/2023
EUROBANK EQUITIES INVESTMENT FIRM SINGLE MEMBER SA	07/05/2018
<b>ENTERSOFT (CR)</b>	Main Market
ALPHA FINANCE INVESTMENT SERVICES SINGLE MEMBER SA	23/03/2023
EUROBANK EQUITIES INVESTMENT FIRM SINGLE MEMBER SA	22/06/2020
<b>EUROBANK HOLDINGS (CR)</b>	Main Market
ALPHA FINANCE INVESTMENT SERVICES SINGLE MEMBER SA	09/01/2006
EUROBANK EQUITIES INVESTMENT FIRM SINGLE MEMBER SA	01/06/2012
GREENPOST TRADING EUROPE LTD	12/06/2023
HELLENIC AMERICAN SECURITIES S.A.	25/07/2014
LEON DEPOLAS SECURITIES S.A.	30/11/2018
MERIT SECURITIES S.A	06/11/2017
NATIONAL SECURITIES SINGLE MEMBER SA	02/01/1900
PIRAEUS SECURITIES S. A.	28/09/2009
<b>EUROCONSULTANTS S.A. (CR)</b>	Main Market
OPTIMA BANK S.A.	01/02/2023
<b>EYDAP S.A. (CR)</b>	Main Market
ALPHA FINANCE INVESTMENT SERVICES SINGLE MEMBER SA	27/01/2020
EUROBANK EQUITIES INVESTMENT FIRM SINGLE MEMBER SA	10/06/2019
<b>FOURLIS (CR)</b>	Main Market
EUROBANK EQUITIES INVESTMENT FIRM SINGLE MEMBER SA	01/12/2016
PIRAEUS SECURITIES S. A.	06/03/2017
<b>GEK TERNA (CR)</b>	Main Market
BETA SECURITIES S.A.	08/03/2021
EUROBANK EQUITIES INVESTMENT FIRM SINGLE MEMBER SA	24/05/2021
PIRAEUS SECURITIES S. A.	29/08/2019
<b>GR. SARANTIS S.A. (CR)</b>	Main Market
BETA SECURITIES S.A.	14/05/2012
EUROBANK EQUITIES INVESTMENT FIRM SINGLE MEMBER SA	24/10/2016
<b>HELLENIC EXCHANGES-A.S.E. (CR)</b>	Main Market
HELLENIC AMERICAN SECURITIES S.A.	01/09/2014
NATIONAL SECURITIES SINGLE MEMBER SA	02/01/1900
PIRAEUS SECURITIES S. A.	04/05/2015
<b>HELLENIQ ENERGY (CR)</b>	Main Market
HELLENIC AMERICAN SECURITIES S.A.	14/09/2015
PIRAEUS SECURITIES S. A.	20/03/2017
<b>IDEAL HOLDINGS (CR)</b>	Main Market
EUROBANK EQUITIES INVESTMENT FIRM SINGLE MEMBER SA	07/06/2021
PIRAEUS SECURITIES S. A.	07/06/2021
<b>INTERCONTINENTAL (CR)</b>	Main Market
LEON DEPOLAS SECURITIES S.A.	03/06/2019
<b>INTERLIFE G.C.I.(CR)</b>	Main Market
BETA SECURITIES S.A.	24/10/2022
<b>INTERWOOD-XYLEMPORIA (CR)</b>	Main Market
EUROBANK EQUITIES INVESTMENT FIRM SINGLE MEMBER SA	05/07/2021
PANTELAKIS SECURITIES S.A.	01/07/2021
<b>INTRAKAT (CR)</b>	Main Market
BETA SECURITIES S.A.	04/10/2021
PANTELAKIS SECURITIES S.A.	10/10/2022
<b>JUMBO SA (CR)</b>	Main Market
BETA SECURITIES S.A.	01/02/2021
EUROBANK EQUITIES INVESTMENT FIRM SINGLE MEMBER SA	25/05/2020
GREENPOST TRADING EUROPE LTD	12/06/2023
MERIT SECURITIES S.A	06/11/2017
PIRAEUS SECURITIES S. A.	06/03/2017
<b>KLOUKINAS - LAPPAS SA (CR)</b>	Main Market
OPTIMA BANK S.A.	02/01/2023

## List of Stocks under Market Making operations

Securities	Stock Category
Market Maker	Start Market Making
<b>KRI-KRI S.A. (CR)</b>	<b>Main Market</b>
EUROBANK EQUITIES INVESTMENT FIRM SINGLE MEMBER SA	07/05/2018
LEON DEPOLAS SECURITIES S.A.	16/01/2017
<b>LAMDA DEVELOPMENT SA (CR)</b>	<b>Main Market</b>
EUROBANK EQUITIES INVESTMENT FIRM SINGLE MEMBER SA	08/12/2014
PANTELAKIS SECURITIES S.A.	06/11/2017
PIRAEUS SECURITIES S. A.	29/06/2017
<b>LAMPSA HOTEL SA (CR)</b>	<b>Main Market</b>
LEON DEPOLAS SECURITIES S.A.	16/01/2017
<b>MIG (CR)</b>	<b>Main Market</b>
PIRAEUS SECURITIES S. A.	02/02/2009
<b>MOTODYNAMICS S.A. (CR)</b>	<b>Main Market</b>
OPTIMA BANK S.A.	25/08/2023
<b>MOTOR OIL (CR)</b>	<b>Main Market</b>
BETA SECURITIES S.A.	08/03/2021
EUROBANK EQUITIES INVESTMENT FIRM SINGLE MEMBER SA	22/10/2006
GREENPOST TRADING EUROPE LTD	12/06/2023
LEON DEPOLAS SECURITIES S.A.	01/04/2019
MERIT SECURITIES S.A	25/02/2019
NATIONAL SECURITIES SINGLE MEMBER SA	02/01/1900
PIRAEUS SECURITIES S. A.	04/05/2015
<b>MPL KEDROS (CR)</b>	<b>Main Market</b>
MERIT SECURITIES S.A	30/09/2022
<b>MYTILINEOS (CR)</b>	<b>Main Market</b>
ALPHA FINANCE INVESTMENT SERVICES SINGLE MEMBER SA	15/04/2019
BETA SECURITIES S.A.	11/04/2022
EUROBANK EQUITIES INVESTMENT FIRM SINGLE MEMBER SA	20/09/2017
GREENPOST TRADING EUROPE LTD	12/06/2023
MERIT SECURITIES S.A	25/02/2019
NATIONAL SECURITIES SINGLE MEMBER SA	02/01/1900
PIRAEUS SECURITIES S. A.	04/05/2015
<b>NATIONAL BANK (CR)</b>	<b>Main Market</b>
ALPHA FINANCE INVESTMENT SERVICES SINGLE MEMBER SA	09/01/2006
EUROBANK EQUITIES INVESTMENT FIRM SINGLE MEMBER SA	22/10/2006
GREENPOST TRADING EUROPE LTD	12/06/2023
HELLENIC AMERICAN SECURITIES S.A.	25/07/2014
LEON DEPOLAS SECURITIES S.A.	20/05/2015
MERIT SECURITIES S.A	03/09/2012
NATIONAL SECURITIES SINGLE MEMBER SA	02/01/1900
PIRAEUS SECURITIES S. A.	08/09/2008
<b>OPAP (CR)</b>	<b>Main Market</b>
ALPHA FINANCE INVESTMENT SERVICES SINGLE MEMBER SA	09/01/2006
BETA SECURITIES S.A.	11/04/2022
EUROBANK EQUITIES INVESTMENT FIRM SINGLE MEMBER SA	22/10/2006
GREENPOST TRADING EUROPE LTD	12/06/2023
HELLENIC AMERICAN SECURITIES S.A.	25/07/2014
MERIT SECURITIES S.A	20/03/2017
NATIONAL SECURITIES SINGLE MEMBER SA	02/01/1900
PIRAEUS SECURITIES S. A.	04/05/2015
<b>OTE (CR)</b>	<b>Main Market</b>
ALPHA FINANCE INVESTMENT SERVICES SINGLE MEMBER SA	09/01/2006
BETA SECURITIES S.A.	11/04/2022
EUROBANK EQUITIES INVESTMENT FIRM SINGLE MEMBER SA	22/10/2006
GREENPOST TRADING EUROPE LTD	12/06/2023
HELLENIC AMERICAN SECURITIES S.A.	25/07/2014
LEON DEPOLAS SECURITIES S.A.	20/04/2015
MERIT SECURITIES S.A	20/03/2017
NATIONAL SECURITIES SINGLE MEMBER SA	02/01/1900
PIRAEUS SECURITIES S. A.	08/09/2008
<b>P.P.A. S.A. (CR)</b>	<b>Main Market</b>
EUROBANK EQUITIES INVESTMENT FIRM SINGLE MEMBER SA	06/02/2019
<b>PAPOUTSANIS (CR)</b>	<b>Main Market</b>
ALPHA FINANCE INVESTMENT SERVICES SINGLE MEMBER SA	19/11/2018
BETA SECURITIES S.A.	25/11/2013
<b>PETROPOULOS PETROS (CR)</b>	<b>Main Market</b>
EUROBANK EQUITIES INVESTMENT FIRM SINGLE MEMBER SA	01/04/2019
PANTELAKIS SECURITIES S.A.	16/03/2020

## List of Stocks under Market Making operations

Securities	Stock Category
Market Maker	Start Market Making
<b>PIRAEUS FINANCIAL HOLD (CR)</b>	<b>Main Market</b>
ALPHA FINANCE INVESTMENT SERVICES SINGLE MEMBER SA	15/04/2019
EUROBANK EQUITIES INVESTMENT FIRM SINGLE MEMBER SA	22/10/2006
EUROXX SECURITIES S.A.	15/02/2016
GREENPOST TRADING EUROPE LTD	12/06/2023
HELLENIC AMERICAN SECURITIES S.A.	25/07/2014
LEON DEPOLAS SECURITIES S.A.	30/11/2018
MERIT SECURITIES S.A	16/09/2013
NATIONAL SECURITIES SINGLE MEMBER SA	02/01/1900
PIRAEUS SECURITIES S. A.	16/02/2009
<b>PPC (CR)</b>	<b>Main Market</b>
ALPHA FINANCE INVESTMENT SERVICES SINGLE MEMBER SA	09/01/2006
BETA SECURITIES S.A.	01/02/2021
EUROBANK EQUITIES INVESTMENT FIRM SINGLE MEMBER SA	22/10/2006
GREENPOST TRADING EUROPE LTD	12/06/2023
HELLENIC AMERICAN SECURITIES S.A.	01/09/2014
MERIT SECURITIES S.A	06/11/2017
NATIONAL SECURITIES SINGLE MEMBER SA	02/01/1900
PIRAEUS SECURITIES S. A.	28/09/2009
<b>PREMA (CR)</b>	<b>Main Market</b>
BETA SECURITIES S.A.	01/06/2021
LEON DEPOLAS SECURITIES S.A.	05/12/2022
PANTELAKIS SECURITIES S.A.	23/12/2021
<b>PROFILE SA (CR)</b>	<b>Main Market</b>
OPTIMA BANK S.A.	03/04/2023
PANTELAKIS SECURITIES S.A.	01/07/2019
<b>QUALITY &amp; RELIABILITY SA (CR)</b>	<b>Main Market</b>
OPTIMA BANK S.A.	03/01/2023
<b>QUEST HOLDINGS (CR)</b>	<b>Main Market</b>
BETA SECURITIES S.A.	26/03/2018
EUROBANK EQUITIES INVESTMENT FIRM SINGLE MEMBER SA	28/01/2019
<b>REVOIL (CR)</b>	<b>Main Market</b>
BETA SECURITIES S.A.	26/06/2023
<b>SIDMA STEEL (CR)</b>	<b>Main Market</b>
OPTIMA BANK S.A.	25/05/2023
<b>SPACE HELLAS SA (CR)</b>	<b>Main Market</b>
MERIT SECURITIES S.A	09/12/2022
<b>TECHNICAL OLYMPIC SA (CR)</b>	<b>Main Market</b>
OPTIMA BANK S.A.	05/07/2023
<b>TERNA ENERGY (CR)</b>	<b>Main Market</b>
EUROBANK EQUITIES INVESTMENT FIRM SINGLE MEMBER SA	24/05/2021
PIRAEUS SECURITIES S. A.	09/12/2019
<b>THRACE PLASTICS SA (CR)</b>	<b>Main Market</b>
ALPHA FINANCE INVESTMENT SERVICES SINGLE MEMBER SA	26/03/2018
EUROBANK EQUITIES INVESTMENT FIRM SINGLE MEMBER SA	26/03/2018
<b>TITAN CEMENT (CB)</b>	<b>Main Market</b>
BETA SECURITIES S.A.	01/02/2021
EUROBANK EQUITIES INVESTMENT FIRM SINGLE MEMBER SA	06/11/2019
PIRAEUS SECURITIES S. A.	18/01/2021
<b>TZIRAKIAN PROFIL (CR)</b>	<b>Main Market</b>
LEON DEPOLAS SECURITIES S.A.	19/07/2021
<b>VIOHALCO SA/MV (CB)</b>	<b>Main Market</b>
ALPHA FINANCE INVESTMENT SERVICES SINGLE MEMBER SA	11/03/2008
EUROBANK EQUITIES INVESTMENT FIRM SINGLE MEMBER SA	04/03/2014
MERIT SECURITIES S.A	17/03/2014

Underlying Asset				Derivatives Market													
Price max	Price min	Closing price	change	Delivery Month	Open price	Price max	Price min	Last price	Closing price	Last Bid	Last Ask	Fixing price*	Life high	Life low	Trades	Volume	Open Interest
<b>FTSE/Athex Large Cap</b> (Trade Unit: 1 Index Point x 2€, Cash Settlement)																	
2,991.29	2,936.90	2,989.67	0.82%	September 2023	2,970.00	2,995.75	2,935.75	2,980.00	2,980.00	---	---	---	3,293.25	---	131	1,476	1,453
				October 2023	2,969.00	2,990.00	2,933.00	2,985.00	2,985.00	---	---	---	3,239.25	---	153	1,179	1,371
				November 2023	2,931.25	2,977.00	2,928.75	2,971.00	2,971.00	---	---	---	3,094.00	---	13	196	226
				December 2023	---	---	---	---	2,980.75	---	---	---	---	---	---	---	---
				March 2024	---	---	---	---	2,995.75	---	---	---	---	---	---	---	---
				June 2024	---	---	---	---	3,012.00	---	---	---	---	---	---	---	---
<b>FTSE/Athex Banks</b> (Trade Unit: 1 Index Point x 15€, Cash Settlement)																	
955.61	929.33	951.89	1.44%	September 2023	964.50	964.50	929.50	946.00	946.00	---	---	---	1,134.75	---	16	892	1,214
				December 2023	982.00	982.00	947.50	963.50	963.50	---	---	---	1,024.75	---	15	887	720
				March 2024	---	---	---	---	948.00	---	---	---	---	---	---	---	---
				June 2024	---	---	---	---	953.00	---	---	---	---	---	---	---	---
<b>MSCI GREECE REBASED</b> (Trade Unit: 1 Index Point x 2€, Cash Settlement)																	
4,745.11	4,647.80	4,736.07	0.87%	September 2023	4,714.00	4,714.00	4,714.00	4,714.00	4,714.00	---	---	---	5,192.25	---	3	80	181
				October 2023	4,729.00	4,729.00	4,729.00	4,729.00	4,729.00	---	---	---	5,169.00	---	3	80	3
				November 2023	---	---	---	---	4,712.00	---	---	---	---	---	---	---	---
				December 2023	---	---	---	---	4,865.50	---	---	---	5,012.25	---	---	---	20
				January 2024	---	---	---	---	4,728.50	---	---	---	---	---	---	---	---
				February 2024	---	---	---	---	4,735.75	---	---	---	---	---	---	---	---
				March 2024	---	---	---	---	4,743.00	---	---	---	---	---	---	---	---
				June 2024	---	---	---	---	4,768.50	---	---	---	---	---	---	---	---

Derivatives notes

Fixing prices and final open positions can be retrieved from the following path <http://www.helex.gr/el/web/guest/statistics-end-of-day-derivatives>

Underlying Asset					Derivatives Market													
Price max	Price min	Closing price	change	Delivery Month	Open price	Price max	Price min	Last price	Closing price	Last Bid	Last Ask	Fixing price*	Life high	Life low	Trades	Volume	Open Interest	
<b>ADMIE (IPTO) HOLDING S.A. (CR)</b>																		
(Contract Size: 100 Securities, Physical Delivery)																		
2.155	2.095	2.15	0.47%	September 2023	2.15	2.15	2.12	2.12	2.12	---	---	---	2.49	---	56	1,346	5,485	
				December 2023	2.12	2.14	2.09	2.12	2.12	---	---	---	2.42	---	51	1,543	16,403	
				March 2024	---	---	---	---	2.16	---	---	---	---	---	---	---	---	
				June 2024	---	---	---	---	2.17	---	---	---	---	---	---	---	---	
<b>AEGEAN AIRLINES (CR)</b>																		
(Contract Size: 100 Securities, Physical Delivery)																		
11.96	11.48	11.8	-0.17%	September 2023	11.84	11.87	11.54	11.64	11.64	---	---	---	13.90	---	112	878	3,145	
				December 2023	11.99	12.03	11.73	11.88	11.88	---	---	---	13.64	---	124	797	4,572	
				March 2024	---	---	---	---	11.94	---	---	---	---	---	---	---	---	
				June 2024	---	---	---	---	12.01	---	---	---	---	---	---	---	---	
<b>ALPHA SERVICES HOLD (CR)</b>																		
(Contract Size: 100 Securities, Physical Delivery)																		
1.383	1.333	1.35	0.78%	September 2023	1.35	1.38	1.33	1.35	1.35	---	---	---	1.72	---	306	37,234	118,509	
				December 2023	1.36	1.40	1.35	1.36	1.36	---	---	---	1.65	---	408	34,638	108,034	
				March 2024	---	---	---	---	1.35	---	---	---	---	---	---	---	---	
				June 2024	---	---	---	---	1.36	---	---	---	---	---	---	---	---	
<b>AUTOHELLAS SA (CR)</b>																		
(Contract Size: 100 Securities, Physical Delivery)																		
13.42	13.04	13.4	0.15%	September 2023	13.09	13.09	13.09	13.09	13.09	---	---	---	14.56	---	8	35	101	
				December 2023	13.70	13.70	13.19	13.19	13.19	---	---	---	14.22	---	9	38	63	
				March 2024	---	---	---	---	13.52	---	---	---	---	---	---	---	---	
				June 2024	---	---	---	---	13.59	---	---	---	---	---	---	---	---	
<b>AVAX S.A. (CR)</b>																		
(Contract Size: 100 Securities, Physical Delivery)																		
1.37	1.284	1.364	4.28%	September 2023	1.31	1.33	1.31	1.33	1.33	---	---	---	1.80	---	24	341	759	
				December 2023	1.34	1.36	1.34	1.36	1.36	---	---	---	1.49	---	10	327	883	
				March 2024	---	---	---	---	1.32	---	---	---	---	---	---	---	---	
				June 2024	---	---	---	---	1.33	---	---	---	---	---	---	---	---	
<b>CC HBC AG (CR)</b>																		
(Contract Size: 100 Securities, Physical Delivery)																		
26.43	26	26.43	1.46%	September 2023	26.02	26.40	26.02	26.40	26.40	---	---	---	28.81	---	20	217	345	
				December 2023	26.35	26.59	26.35	26.54	26.54	---	---	---	27.09	---	16	204	315	
				March 2024	---	---	---	---	26.32	---	---	---	---	---	---	---	---	
				June 2024	---	---	---	---	26.46	---	---	---	---	---	---	---	---	
<b>CENERGY HOLDINGS (CB)</b>																		
(Contract Size: 100 Securities, Physical Delivery)																		
6.75	6.51	6.57	-1.94%	September 2023	6.65	6.71	6.52	6.57	6.57	---	---	---	7.43	---	67	2,125	2,871	
				December 2023	6.75	6.77	6.58	6.66	6.66	---	---	---	7.22	---	60	1,952	3,222	
				March 2024	---	---	---	---	6.77	---	---	---	---	---	---	---	---	
				June 2024	---	---	---	---	6.80	---	---	---	---	---	---	---	---	

Derivatives notes

Fixing prices and final open positions can be retrieved from the following path <http://www.helex.gr/el/web/guest/statistics-end-of-day-derivatives>

Underlying Asset				Derivatives Market													
Price max	Price min	Closing price	change	Delivery Month	Open price	Price max	Price min	Last price	Closing price	Last Bid	Last Ask	Fixing price*	Life high	Life low	Trades	Volume	Open Interest
<b>ELLAKTOR (CR)</b>				(Contract Size: 100 Securities, Physical Delivery)													
2.16	2.075	2.11	0.00%	September 2023	2.09	2.13	2.09	2.13	2.13	---	---	---	2.73	---	10	149	328
				December 2023	2.13	2.15	2.13	2.13	2.13	---	---	---	2.31	---	8	142	294
				March 2024	---	---	---	---	2.13	---	---	---	---	---	---	---	---
				June 2024	---	---	---	---	2.14	---	---	---	---	---	---	---	---
<b>ELVALHALCOR (CR)</b>				(Contract Size: 100 Securities, Physical Delivery)													
1.92	1.88	1.884	-2.08%	September 2023	1.92	1.92	1.89	1.89	1.89	---	---	---	2.45	---	18	296	1,005
				December 2023	1.96	1.96	1.90	1.90	1.90	---	---	---	2.09	---	23	320	1,552
				March 2024	---	---	---	---	1.94	---	---	---	---	---	---	---	---
				June 2024	---	---	---	---	1.95	---	---	---	---	---	---	---	---
<b>EUROBANK HOLDINGS (CR)</b>				(Contract Size: 100 Securities, Physical Delivery)													
1.4745	1.4295	1.4745	2.40%	September 2023	1.43	1.47	1.42	1.47	1.47	---	---	---	1.68	---	75	6,582	25,644
				December 2023	1.45	1.49	1.45	1.49	1.49	---	---	---	1.56	---	173	7,949	21,574
				March 2024	---	---	---	---	1.45	---	---	---	---	---	---	---	---
				June 2024	---	---	---	---	1.46	---	---	---	---	---	---	---	---
<b>EYDAP S.A. (CR)</b>				(Contract Size: 100 Securities, Physical Delivery)													
6.28	6.07	6.18	-0.48%	September 2023	6.23	6.23	6.17	6.17	6.17	---	---	---	7.18	---	23	214	879
				December 2023	6.35	6.35	6.17	6.22	6.22	---	---	---	6.52	---	27	246	1,762
				March 2024	---	---	---	---	6.27	---	---	---	---	---	---	---	---
				June 2024	---	---	---	---	6.31	---	---	---	---	---	---	---	---
<b>FOURLIS (CR)</b>				(Contract Size: 100 Securities, Physical Delivery)													
4.285	4.2	4.285	0.82%	September 2023	4.19	4.25	4.18	4.25	4.25	---	---	---	5.07	---	16	326	596
				December 2023	4.27	4.32	4.24	4.32	4.32	---	---	---	4.50	---	18	344	191
				March 2024	---	---	---	---	4.29	---	---	---	---	---	---	---	---
				June 2024	---	---	---	---	4.32	---	---	---	---	---	---	---	---
<b>GEK TERNA (CR)</b>				(Contract Size: 102 Securities, Physical Delivery)													
12.82	12.42	12.58	-0.94%	September 2023	12.82	12.82	12.38	12.59	12.59	---	---	---	13.80	12.18	117	1,141	2,828
				December 2023	12.82	12.89	12.52	12.69	12.69	---	---	---	13.71	---	118	1,148	5,159
				March 2024	---	---	---	---	12.83	---	---	---	---	---	---	---	---
				June 2024	---	---	---	---	12.90	---	---	---	---	---	---	---	---
<b>HELLENIC EXCHANGES-A.S.E. (CR)</b>				(Contract Size: 100 Securities, Physical Delivery)													
4.86	4.64	4.76	0.21%	September 2023	4.70	4.82	4.64	4.79	4.79	---	---	---	6.20	---	70	1,281	2,524
				December 2023	4.78	4.90	4.72	4.83	4.83	---	---	---	5.13	---	54	1,104	5,150
				March 2024	---	---	---	---	4.80	---	---	---	---	---	---	---	---
				June 2024	---	---	---	---	4.82	---	---	---	---	---	---	---	---

Derivatives notes

Fixing prices and final open positions can be retrieved from the following path <http://www.helex.gr/el/web/guest/statistics-end-of-day-derivatives>



Underlying Asset				Derivatives Market													
Price max	Price min	Closing price	change	Delivery Month	Open price	Price max	Price min	Last price	Closing price	Last Bid	Last Ask	Fixing price*	Life high	Life low	Trades	Volume	Open Interest
(Contract Size: 100 Securities, Physical Delivery)																	
7.48	7.25	7.48	1.63%	September 2023	7.35	7.46	7.26	7.46	7.46	---	---	---	8.49	---	29	166	435
				December 2023	7.44	7.50	7.33	7.50	7.50	---	---	---	7.93	---	18	126	1,234
				March 2024	---	---	---	---	7.44	---	---	---	---	---	---	---	---
				June 2024	---	---	---	---	7.48	---	---	---	---	---	---	---	---
(Contract Size: 106 Securities, Physical Delivery)																	
2.11	2.04	2.07	0.24%	September 2023	2.06	2.07	2.04	2.06	2.06	---	---	---	2.46	---	106	1,689	2,676
				December 2023	2.10	2.13	2.08	2.11	2.11	---	---	---	2.34	---	123	1,176	3,063
				March 2024	---	---	---	---	2.09	---	---	---	---	---	---	---	---
				June 2024	---	---	---	---	2.10	---	---	---	---	---	---	---	---
(Contract Size: 100 Securities, Physical Delivery)																	
2.93	2.79	2.9	0.00%	September 2023	2.85	2.87	2.76	2.84	2.84	---	---	---	3.36	---	131	595	2,156
				December 2023	2.88	2.90	2.78	2.87	2.87	---	---	---	3.14	---	81	991	5,300
				March 2024	---	---	---	---	2.93	---	---	---	---	---	---	---	---
				June 2024	---	---	---	---	2.95	---	---	---	---	---	---	---	---
(Contract Size: 100 Securities, Physical Delivery)																	
27.66	26.88	27.32	-0.07%	September 2023	27.25	27.48	26.98	27.15	27.15	---	---	---	29.00	---	18	52	193
				December 2023	27.43	27.55	27.15	27.15	27.15	---	---	---	28.13	---	11	29	59
				March 2024	---	---	---	---	27.62	---	---	---	---	---	---	---	---
				June 2024	---	---	---	---	27.77	---	---	---	---	---	---	---	---
(Contract Size: 100 Securities, Physical Delivery)																	
6.27	6	6.225	2.47%	September 2023	6.15	6.26	6.05	6.20	6.20	---	---	---	7.54	---	91	2,682	3,215
				December 2023	6.15	6.34	6.08	6.26	6.26	---	---	---	6.77	---	83	2,651	2,002
				March 2024	---	---	---	---	6.14	---	---	---	---	---	---	---	---
				June 2024	---	---	---	---	6.17	---	---	---	---	---	---	---	---
(Contract Size: 100 Securities, Physical Delivery)																	
3.815	3.67	3.815	1.73%	September 2023	3.62	3.62	3.62	3.62	3.62	---	---	---	5.10	---	3	46	62
				December 2023	3.68	3.69	3.64	3.64	3.64	---	---	---	3.99	---	3	46	19
				March 2024	---	---	---	---	3.79	---	---	---	---	---	---	---	---
				June 2024	---	---	---	---	3.81	---	---	---	---	---	---	---	---
(Contract Size: 100 Securities, Physical Delivery)																	
23.44	22.5	23.44	1.91%	September 2023	22.79	23.30	22.79	23.30	23.30	---	---	---	24.55	---	37	348	626
				December 2023	22.99	23.46	22.68	23.38	23.38	---	---	---	23.74	---	42	407	496
				March 2024	---	---	---	---	23.24	---	---	---	---	---	---	---	---
				June 2024	---	---	---	---	23.36	---	---	---	---	---	---	---	---

Derivatives notes

Fixing prices and final open positions can be retrieved from the following path <http://www.helex.gr/el/web/guest/statistics-end-of-day-derivatives>

Underlying Asset				Derivatives Market													
Price max	Price min	Closing price	change	Delivery Month	Open price	Price max	Price min	Last price	Closing price	Last Bid	Last Ask	Fixing price*	Life high	Life low	Trades	Volume	Open Interest
<b>MYTILINEOS (CR)</b>				(Contract Size: 100 Securities, Physical Delivery)													
35.6	34.5	35.5	1.49%	September 2023	34.92	35.50	34.65	35.50	35.50	---	---	---	38.42	---	261	1,151	2,014
				December 2023	35.59	36.07	35.14	36.07	36.07	---	---	---	37.22	---	107	877	2,512
				March 2024	---	---	---	---	35.34	---	---	---	---	---	---	---	---
				June 2024	---	---	---	---	35.53	---	---	---	---	---	---	---	---
<b>NATIONAL BANK (CR)</b>				(Contract Size: 100 Securities, Physical Delivery)													
5.72	5.498	5.686	1.72%	September 2023	5.66	5.71	5.51	5.69	5.69	---	---	---	6.57	---	186	5,216	12,979
				December 2023	5.75	5.78	5.56	5.74	5.74	---	---	---	6.43	---	335	6,068	7,429
				March 2024	---	---	---	---	5.65	---	---	---	---	---	---	---	---
				June 2024	---	---	---	---	5.68	---	---	---	---	---	---	---	---
<b>OPAP (CR)</b>				(Contract Size: 103 Securities, Physical Delivery)													
16.14	15.99	16	-0.99%	September 2023	16.05	16.10	16.00	16.10	16.10	---	---	---	16.69	15.10	16	219	1,534
				December 2023	15.33	15.40	15.25	15.25	15.25	---	---	---	16.20	---	28	244	2,334
				March 2024	---	---	---	---	16.33	---	---	---	---	---	---	---	---
				June 2024	---	---	---	---	16.41	---	---	---	---	---	---	---	---
<b>OTE (CR)</b>				(Contract Size: 100 Securities, Physical Delivery)													
13.35	13.12	13.25	0.00%	September 2023	13.20	13.33	13.14	13.23	13.23	---	---	---	15.55	---	226	2,001	6,466
				December 2023	13.43	13.55	13.31	13.42	13.42	---	---	---	13.99	---	94	1,429	5,601
				March 2024	---	---	---	---	13.39	---	---	---	---	---	---	---	---
				June 2024	---	---	---	---	13.46	---	---	---	---	---	---	---	---
<b>P.P.A. S.A. (CR)</b>				(Contract Size: 100 Securities, Physical Delivery)													
21.95	21.3	21.3	-2.29%	September 2023	21.12	21.12	21.12	21.12	21.12	---	---	---	22.48	---	5	80	84
				December 2023	21.39	21.43	21.39	21.41	21.41	---	---	---	22.04	---	5	80	188
				March 2024	---	---	---	---	22.02	---	---	---	---	---	---	---	---
				June 2024	---	---	---	---	22.14	---	---	---	---	---	---	---	---
<b>PIRAEUS FINANCIAL HOLD (CR)</b>				(Contract Size: 100 Securities, Physical Delivery)													
2.836	2.72	2.794	0.14%	September 2023	2.79	2.83	2.73	2.79	2.79	---	---	---	3.62	---	196	15,336	42,365
				December 2023	2.82	2.89	2.76	2.84	2.84	---	---	---	3.36	---	407	17,134	39,381
				March 2024	---	---	---	---	2.82	---	---	---	---	---	---	---	---
				June 2024	---	---	---	---	2.83	---	---	---	---	---	---	---	---
<b>PPC (CR)</b>				(Contract Size: 100 Securities, Physical Delivery)													
9.35	9.03	9.255	1.04%	September 2023	9.16	9.34	9.04	9.25	9.25	---	---	---	11.33	---	318	6,620	12,326
				December 2023	9.33	9.47	9.18	9.35	9.35	---	---	---	10.69	---	260	6,419	13,717
				March 2024	---	---	---	---	9.25	---	---	---	---	---	---	---	---
				June 2024	---	---	---	---	9.30	---	---	---	---	---	---	---	---

Derivatives notes

Fixing prices and final open positions can be retrieved from the following path <http://www.helex.gr/el/web/guest/statistics-end-of-day-derivatives>

Underlying Asset				Derivatives Market													
Price max	Price min	Closing price	change	Delivery Month	Open price	Price max	Price min	Last price	Closing price	Last Bid	Last Ask	Fixing price*	Life high	Life low	Trades	Volume	Open Interest
<b>QUEST HOLDINGS (CR)</b>				(Contract Size: 100 Securities, Physical Delivery)													
6.1	5.96	6.1	0.66%	September 2023	5.81	5.98	5.81	5.97	5.97	---	---	---	6.77	---	15	75	109
				December 2023	5.91	6.05	5.85	6.01	6.01	---	---	---	6.25	---	13	65	35
				March 2024	---	---	---	---	6.12	---	---	---	---	---	---	---	---
				June 2024	---	---	---	---	6.15	---	---	---	---	---	---	---	---
<b>TERNA ENERGY (CR)</b>				(Contract Size: 100 Securities, Physical Delivery)													
16.39	16.13	16.25	0.12%	September 2023	16.21	16.38	16.13	16.24	16.24	---	---	---	21.16	---	173	5,389	6,128
				December 2023	16.46	16.68	16.21	16.51	16.51	---	---	---	17.23	---	114	5,217	10,497
				March 2024	---	---	---	---	16.40	---	---	---	---	---	---	---	---
				June 2024	---	---	---	---	16.48	---	---	---	---	---	---	---	---
<b>TITAN CEMENT (CB)</b>				(Contract Size: 100 Securities, Physical Delivery)													
17.46	17.14	17.28	-0.35%	September 2023	17.55	17.55	17.19	17.26	17.26	---	---	---	19.51	---	16	172	505
				December 2023	17.72	17.72	17.31	17.49	17.49	---	---	---	18.01	---	16	175	264
				March 2024	---	---	---	---	17.52	---	---	---	---	---	---	---	---
				June 2024	---	---	---	---	17.61	---	---	---	---	---	---	---	---
<b>VIOHALCO SA/NV (CB)</b>				(Contract Size: 100 Securities, Physical Delivery)													
6.28	6.12	6.25	0.32%	September 2023	6.26	6.27	6.12	6.24	6.24	---	---	---	7.16	---	96	1,779	2,586
				December 2023	6.35	6.37	6.21	6.33	6.33	---	---	---	6.66	---	82	1,714	2,678
				March 2024	---	---	---	---	6.29	---	---	---	---	---	---	---	---
				June 2024	---	---	---	---	6.33	---	---	---	---	---	---	---	---

Derivatives notes

Fixing prices and final open positions can be retrieved from the following path <http://www.helex.gr/el/web/guest/statistics-end-of-day-derivatives>

FTSE/Athex Large Cap

(Trade Unit: 1 Index Point x 2€ - Exercise Style: European, Cash Settlement)

Call Options															Put Options																			
September 2023								October 2023							Other Months		September 2023								October 2023							Other Months		Exer- cise Price
Open price	Price max	Price min	Last price	Closing price	Volume	Open Interest	Open price	Price max	Price min	Last price	Closing price	Volume	Open Interest	Volume	Open Interest	Open price	Price max	Price min	Last price	Closing price	Volume	Open Interest	Open price	Price max	Price min	Last price	Closing price	Volume	Open Interest	Volume	Open Interest			
1,775	0.00	0.00	0.00	-	1,195.00	-	-	-	-	-	-	-	-	-	-	0.00	0.00	0.00	-	0.02	-	-	-	-	-	-	-	-	-	-	1,775			
1,800	0.00	0.00	0.00	-	1,170.00	-	-	-	-	-	-	-	-	-	-	0.00	0.00	0.00	-	0.03	-	-	-	-	-	-	-	-	-	-	1,800			
1,825	0.00	0.00	0.00	-	1,145.00	-	-	-	-	-	-	-	-	-	-	0.00	0.00	0.00	-	0.05	-	-	-	-	-	-	-	-	-	-	1,825			
1,850	0.00	0.00	0.00	-	1,120.00	-	-	-	-	-	-	-	-	-	-	0.00	0.00	0.00	-	0.07	-	-	-	-	-	-	-	-	-	-	1,850			
1,875	0.00	0.00	0.00	-	1,095.00	-	-	-	-	-	-	-	-	-	-	0.00	0.00	0.00	-	0.01	-	-	-	-	-	-	-	-	-	-	1,875			
1,900	0.00	0.00	0.00	-	1,070.00	-	-	-	-	-	-	-	-	-	-	0.00	0.00	0.00	-	0.01	-	-	-	-	-	-	-	-	-	-	1,900			
1,925	0.00	0.00	0.00	-	1,045.00	-	-	-	-	-	-	-	-	-	-	0.00	0.00	0.00	-	0.01	-	-	-	-	-	-	-	-	-	-	1,925			
1,950	0.00	0.00	0.00	-	1,020.00	-	-	-	-	-	-	-	-	-	-	0.00	0.00	0.00	-	0.02	-	-	-	-	-	-	-	-	-	-	1,950			
1,975	0.00	0.00	0.00	-	995.00	-	-	-	-	-	-	-	-	-	-	0.00	0.00	0.00	-	0.01	-	-	-	-	-	-	-	-	-	-	1,975			
2,000	0.00	0.00	0.00	-	970.00	-	-	-	-	-	-	-	-	-	-	0.00	0.00	0.00	-	0.01	-	-	-	-	-	-	-	-	-	-	2,000			
2,050	0.00	0.00	0.00	-	920.00	-	-	-	-	-	-	-	-	-	-	0.00	0.00	0.00	-	0.01	-	-	-	-	-	-	-	-	-	-	2,050			
2,100	0.00	0.00	0.00	-	870.00	-	-	-	-	-	-	-	-	-	-	0.00	0.00	0.00	-	0.01	-	-	-	-	-	-	-	-	-	-	2,100			
2,150	0.00	0.00	0.00	-	820.00	-	-	-	-	-	-	-	-	-	-	0.00	0.00	0.00	-	0.01	-	-	-	-	-	-	-	-	-	-	2,150			
2,200	0.00	0.00	0.00	-	770.00	-	-	-	-	-	-	-	-	-	-	0.00	0.00	0.00	-	0.01	-	-	-	-	-	-	-	-	-	-	2,200			
2,250	0.00	0.00	0.00	-	720.00	-	-	-	-	-	-	-	-	-	-	0.00	0.00	0.00	-	0.01	-	-	-	-	-	-	-	-	-	-	2,250			
2,300	0.00	0.00	0.00	-	670.00	-	-	-	-	-	-	-	-	-	-	0.00	0.00	0.00	-	0.01	-	-	-	-	-	-	-	-	-	-	2,300			
2,350	0.00	0.00	0.00	-	620.00	-	-	-	-	-	-	-	-	-	-	0.00	0.00	0.00	-	0.01	-	-	-	-	-	-	-	-	-	-	2,350			
2,400	0.00	0.00	0.00	-	570.00	-	-	-	-	-	-	-	-	-	-	0.00	0.00	0.00	-	0.02	-	-	-	-	-	-	-	-	-	-	2,400			
2,450	0.00	0.00	0.00	-	520.00	-	-	-	-	-	-	-	-	-	-	0.00	0.00	0.00	-	0.01	-	-	-	-	-	-	-	-	-	-	2,450			
2,500	0.00	0.00	0.00	-	470.00	-	-	-	-	-	-	-	-	-	-	0.00	0.00	0.00	-	0.01	-	-	-	-	-	-	-	-	-	-	2,500			
2,550	0.00	0.00	0.00	-	420.00	-	-	-	-	-	-	-	-	-	-	0.00	0.00	0.00	-	0.01	-	-	-	-	-	-	-	-	-	-	2,550			
2,600	0.00	0.00	0.00	-	370.00	-	-	-	-	-	-	-	-	-	-	0.00	0.00	0.00	-	0.01	-	-	-	-	-	-	-	-	-	-	2,600			
2,650	0.00	0.00	0.00	-	320.00	-	-	-	-	-	-	-	-	-	-	0.00	0.00	0.00	-	0.01	-	-	-	-	-	-	-	-	-	-	2,650			
2,700	0.00	0.00	0.00	-	270.00	-	-	0.00	0.00	0.00	-	266.00	-	-	-	0.00	0.00	0.00	-	0.01	-	-	0.00	0.00	0.00	-	9.50	-	-	-	2,700			
2,750	0.00	0.00	0.00	-	220.00	-	-	0.00	0.00	0.00	-	223.00	-	-	-	0.00	0.00	0.00	-	0.01	-	-	0.00	0.00	0.00	-	16.25	-	-	-	2,750			
2,800	0.00	0.00	0.00	-	170.00	-	-	0.00	0.00	0.00	-	183.00	-	-	-	0.00	0.00	0.00	-	0.02	-	-	0.00	0.00	0.00	-	26.00	-	-	-	2,800			
2,850	0.00	0.00	0.00	-	120.00	-	-	0.00	0.00	0.00	-	147.00	-	-	-	0.00	0.00	0.00	-	0.12	-	50	0.00	0.00	0.00	-	39.50	-	-	-	2,850			
2,900	73.00	73.00	73.00	73.00	73.00	20	-	106.00	106.00	105.00	105.00	105.00	40	-	-	0.00	73.00	0.00	-	1.80	-	20	0.00	0.00	0.00	-	57.50	-	-	-	2,900			
2,950	24.75	29.25	24.25	29.25	29.25	60	-	0.00	0.00	0.00	-	87.50	-	3	-	7.50	29.25	3.10	3.10	3.10	12	114	0.00	0.00	0.00	-	80.00	-	-	-	2,950			
3,000	6.00	12.50	6.00	11.00	11.00	54	45	55.00	75.00	55.00	74.00	74.00	10	20	-	68.50	12.50	24.00	24.00	24.00	3	45	0.00	0.00	0.00	-	107.00	-	5	-	3,000			
3,050	0.00	0.00	0.00	-	1.30	-	145	53.00	53.00	53.00	53.00	53.00	10	120	-	91.00	0.00	91.00	91.00	91.00	1	109	0.00	0.00	0.00	-	139.00	-	35	-	3,050			
3,100	0.00	0.00	0.00	-	0.09	-	80	0.00	0.00	0.00	-	32.75	-	101	-	135.00	0.00	135.00	135.00	135.00	20	82	0.00	0.00	0.00	-	175.00	-	21	-	3,100			
3,150	0.00	0.00	0.00	-	0.01	-	82	0.00	0.00	0.00	-	22.25	-	120	-	0.00	0.00	0.00	-	180.00	-	45	0.00	0.00	0.00	-	215.00	-	81	-	3,150			
3,200	0.00	0.00	0.00	-	0.01	-	43	0.00	0.00	0.00	-	14.75	-	45	-	0.00	0.00	0.00	-	230.00	-	80	0.00	0.00	0.00	-	257.00	-	40	-	3,200			
3,250	0.00	0.00	0.00	-	0.01	-	129	0.00	0.00	0.00	-	9.40	-	21	-	0.00	0.00	0.00	-	280.00	-	40	0.00	0.00	0.00	-	302.00	-	220	-	3,250			
3,300	0.00	0.00	0.00	-	0.01	-	-	0.00	0.00	0.00	-	5.90	-	20	-	0.00	0.00	0.00	-	330.00	-	22	0.00	0.00	0.00	-	348.00	-	40	-	3,300			

FTSE/Athex Large Cap

(Trade Unit: 1 Index Point x 2€ - Exercise Style: European, Cash Settlement)

Call Options																Put Options																			
September 2023								October 2023								Other Months				September 2023								October 2023				Other Months			
Exercise Price	Open price	Price max	Price min	Last price	Closing price	Volume	Open Interest	Open price	Price max	Price min	Last price	Closing price	Volume	Open Interest	Volume	Open Interest	Open price	Price max	Price min	Last price	Closing price	Volume	Open Interest	Open price	Price max	Price min	Last price	Closing price	Volume	Open Interest	Volume	Open Interest	Exercise Price		
3,350	0.00	0.00	0.00	-	0.05	-	-	0.00	0.00	0.00	-	3.60	-	-			0.00	0.00	0.00	-	380.00	-	-	0.00	0.00	0.00	-	396.00	-	-			3,350		
3,400	0.00	0.00	0.00	-	0.01	-	-	0.00	0.00	0.00	-	2.10	-	-			0.00	0.00	0.00	-	430.00	-	-	0.00	0.00	0.00	-	444.00	-	-			3,400		
3,450	0.00	0.00	0.00	-	0.02	-	-	0.00	0.00	0.00	-	1.20	-	-			0.00	0.00	0.00	-	480.00	-	-	0.00	0.00	0.00	-	493.00	-	-			3,450		
3,500	0.00	0.00	0.00	-	0.01	-	-	0.00	0.00	0.00	-	0.68	-	-			0.00	0.00	0.00	-	530.00	-	-	0.00	0.00	0.00	-	542.00	-	-			3,500		
Totals:						134	524							60	450	0	0							36	607					0	442	0	0		
Number of Trades:						9								8		0								7						0		0			

ALPHA SERVICES HOLD (CR)

(Contract Size: 100 Securities, Exercise Style: American, Physical Delivery)

Call Options														Put Options																		
September 2023							October 2023							Other Months		September 2023							October 2023							Other Months		Exercise Price
Open price	Price max	Price min	Last price	Closing price	Volume	Open Interest	Open price	Price max	Price min	Last price	Closing price	Volume	Open Interest	Volume	Open Interest	Open price	Price max	Price min	Last price	Closing price	Volume	Open Interest	Open price	Price max	Price min	Last price	Closing price	Volume	Open Interest	Volume	Open Interest	
0.550	0.000	0.000	0.000	0.790	-	-						-	-			0.000	0.000	0.000	0.002	-	-											0.006
0.600	0.000	0.000	0.000	0.740	-	-						-	-			0.000	0.000	0.000	0.001	-	-											0.006
0.650	0.000	0.000	0.000	0.690	-	-						-	-			0.000	0.000	0.000	0.001	-	-											0.007
0.700	0.000	0.000	0.000	0.640	-	-						-	-			0.000	0.000	0.000	0.001	-	-											0.007
0.750	0.000	0.000	0.000	0.590	-	-						-	-			0.000	0.000	0.000	0.002	-	-											0.008
0.800	0.000	0.000	0.000	0.540	-	-						-	-			0.000	0.000	0.000	0.001	-	-											0.008
0.850	0.000	0.000	0.000	0.490	-	-						-	-			0.000	0.000	0.000	0.001	-	-											0.009
0.900	0.000	0.000	0.000	0.440	-	-	0.000	0.000	0.000	0.442	-	-			0.000	0.000	0.000	0.002	-	-	0.000	0.000	0.000	0.001	-	-					0.009	
0.950	0.000	0.000	0.000	0.390	-	-	0.000	0.000	0.000	0.392	-	-			0.000	0.000	0.000	0.004	-	-	0.000	0.000	0.000	0.002	-	-					0.010	
1.000	0.000	0.000	0.000	0.340	-	-	0.000	0.000	0.000	0.343	-	-			0.000	0.000	0.000	0.001	-	-	0.000	0.000	0.000	0.001	-	-					0.010	
1.100	0.000	0.000	0.000	0.240	-	-	0.000	0.000	0.000	0.247	-	-			0.000	0.000	0.000	0.001	-	-	0.000	0.000	0.000	0.005	-	-					0.011	
1.200	0.000	0.000	0.000	0.141	-	-	0.000	0.000	0.000	0.161	-	-			0.000	0.000	0.000	0.001	-	-	0.000	0.000	0.000	0.019	-	-					0.012	
1.300	0.000	0.000	0.000	0.053	-	-	0.000	0.000	0.000	0.094	-	-			0.000	0.000	0.000	0.013	-	-	0.000	0.000	0.000	0.051	-	-					0.013	
1.400	0.000	0.000	0.000	0.009	-	-	0.000	0.000	0.000	0.048	-	-			0.000	0.000	0.000	0.069	-	-	0.000	0.000	0.000	0.105	-	-					0.014	
1.500	0.000	0.000	0.000	0.001	-	14	0.000	0.000	0.000	0.021	-	-			0.000	0.000	0.000	0.160	-	-	0.000	0.000	0.000	0.179	-	-					0.015	
1.600	0.000	0.000	0.000	0.001	-	-	0.000	0.000	0.000	0.009	-	-			0.000	0.000	0.000	0.260	-	-	0.000	0.000	0.000	0.267	-	-					0.016	
1.700	0.000	0.000	0.000	0.002	-	-	0.000	0.000	0.000	0.003	-	-			0.000	0.000	0.000	0.360	-	-	0.000	0.000	0.000	0.361	-	-					0.017	
1.800	0.000	0.000	0.000	0.001	-	-	0.000	0.000	0.000	0.001	-	-			0.000	0.000	0.000	0.460	-	-	0.000	0.000	0.000	0.460	-	-					0.018	
1.900	0.000	0.000	0.000	0.001	-	-	0.000	0.000	0.000	0.001	-	-			0.000	0.000	0.000	0.560	-	-	0.000	0.000	0.000	0.560	-	-					0.019	
2.000	0.000	0.000	0.000	0.001	-	-	0.000	0.000	0.000	0.001	-	-			0.000	0.000	0.000	0.660	-	-	0.000	0.000	0.000	0.660	-	-					0.020	
2.200	0.000	0.000	0.000	0.001	-	-	0.000	0.000	0.000	0.003	-	-			0.000	0.000	0.000	0.860	-	-	0.000	0.000	0.000	0.860	-	-					0.022	
2.400	0.000	0.000	0.000	0.001	-	-	0.000	0.000	0.000	0.001	-	-			0.000	0.000	0.000	1.06	-	-	0.000	0.000	0.000	1.06	-	-					0.024	
Totals:					0	14						0	0	0							0	0									0	0
Number of Trades:					0							0	0								0.00									0	0	

NATIONAL BANK (CR)

(Contract Size: 100 Securities, Exercise Style: American, Physical Delivery)

Call Options														Put Options																			
September 2023							October 2023							Other Months		September 2023							October 2023							Other Months		Exercise Price	
Open price	Price max	Price min	Last price	Closing price	Volume	Open Interest	Open price	Price max	Price min	Last price	Closing price	Volume	Open Interest	Volume	Open Interest	Open price	Price max	Price min	Last price	Closing price	Volume	Open Interest	Open price	Price max	Price min	Last price	Closing price	Volume	Open Interest	Volume	Open Interest		
2.000	0.000	0.000	0.000	3.59	-	-						-	-			0.000	0.000	0.000	0.001	-	-						-	-			0.020		
2.200	0.000	0.000	0.000	3.39	-	-						-	-			0.000	0.000	0.000	0.001	-	-						-	-			0.022		
2.400	0.000	0.000	0.000	3.19	-	-						-	-			0.000	0.000	0.000	0.001	-	-						-	-			0.024		
2.600	0.000	0.000	0.000	2.99	-	-						-	-			0.000	0.000	0.000	0.001	-	-						-	-			0.026		
2.800	0.000	0.000	0.000	2.79	-	-						-	-			0.000	0.000	0.000	0.001	-	-						-	-			0.028		
3.000	0.000	0.000	0.000	2.59	-	-						-	-			0.000	0.000	0.000	0.001	-	-						-	-			0.030		
3.200	0.000	0.000	0.000	2.39	-	-						-	-			0.000	0.000	0.000	0.001	-	-						-	-			0.032		
3.400	0.000	0.000	0.000	2.19	-	-						-	-			0.000	0.000	0.000	0.001	-	-						-	-			0.034		
3.600	0.000	0.000	0.000	1.99	-	-						-	-			0.000	0.000	0.000	0.001	-	-						-	-			0.036		
3.800	0.000	0.000	0.000	1.79	-	-	0.000	0.000	0.000		1.80	-	-			0.000	0.000	0.000	0.001	-	-	0.000	0.000	0.000	0.001	-	-			0.038			
4.000	0.000	0.000	0.000	1.59	-	-	0.000	0.000	0.000		1.60	-	-			0.000	0.000	0.000	0.001	-	-	0.000	0.000	0.000	0.001	-	-			0.040			
4.400	0.000	0.000	0.000	1.19	-	-	0.000	0.000	0.000		1.21	-	-			0.000	0.000	0.000	0.001	-	-	0.000	0.000	0.000	0.008	-	-			0.044			
4.800	0.000	0.000	0.000	0.791	-	-	0.000	0.000	0.000		0.838	-	-			0.000	0.000	0.000	0.002	-	-	0.000	0.000	0.000	0.038	-	-			0.048			
5.200	0.000	0.000	0.000	0.391	-	-	0.000	0.000	0.000		0.523	-	-			0.000	0.000	0.000	0.005	-	-	0.000	0.000	0.000	0.122	-	-			0.052			
5.600	0.000	0.000	0.000	0.058	-	-	0.000	0.000	0.000		0.289	-	-			0.000	0.000	0.000	0.068	-	-	0.000	0.000	0.000	0.288	-	-			0.056			
6.000	0.000	0.000	0.000	0.012	-	-	0.000	0.000	0.000		0.141	-	-			0.000	0.000	0.000	0.410	-	270	0.000	0.000	0.000	0.540	-	-			0.060			
6.400	0.000	0.000	0.000	0.001	-	4	0.000	0.000	0.000		0.062	-	-			0.000	0.000	0.000	0.810	-	-	0.000	0.000	0.000	0.862	-	-			0.064			
6.800	0.000	0.000	0.000	0.001	-	-	0.000	0.000	0.000		0.024	-	-			0.000	0.000	0.000	1.21	-	-	0.000	0.000	0.000	1.23	-	-			0.068			
7.200	0.000	0.000	0.000	0.003	-	-	0.000	0.000	0.000		0.008	-	-			0.000	0.000	0.000	1.61	-	-	0.000	0.000	0.000	1.61	-	-			0.072			
7.600	0.000	0.000	0.000	0.001	-	-	0.000	0.000	0.000		0.003	-	-			0.000	0.000	0.000	2.01	-	-	0.000	0.000	0.000	2.01	-	-			0.076			
8.000	0.000	0.000	0.000	0.001	-	-	0.000	0.000	0.000		0.001	-	-			0.000	0.000	0.000	2.41	-	-	0.000	0.000	0.000	2.41	-	-			0.080			
8.400	0.000	0.000	0.000	0.001	-	-	0.000	0.000	0.000		0.001	-	-			0.000	0.000	0.000	2.81	-	-	0.000	0.000	0.000	2.81	-	-			0.084			
Totals:					0	4						0	0	0							0	270						0	0			0	50
Number of Trades:					0							0	0								0.00							0			0		

OPAP (CR)

(Contract Size: 100 Securities, Exercise Style: American, Physical Delivery)

Call Options														Put Options																				
September 2023							October 2023							Other Months		September 2023							October 2023							Other Months		Exercise Price		
Open price	Price max	Price min	Last price	Closing price	Volume	Open Interest	Open price	Price max	Price min	Last price	Closing price	Volume	Open Interest	Volume	Open Interest	Open price	Price max	Price min	Last price	Closing price	Volume	Open Interest	Open price	Price max	Price min	Last price	Closing price	Volume	Open Interest	Volume	Open Interest			
8.800	0.000	0.000	0.000	7.36	-	-										0.000	0.000	0.000	0.001	-	-											0.088		
9.200	0.000	0.000	0.000	6.96	-	-										0.000	0.000	0.000	0.001	-	-											0.092		
9.600	0.000	0.000	0.000	6.56	-	-										0.000	0.000	0.000	0.001	-	-											0.096		
10.000	0.000	0.000	0.000	6.16	-	-	0.000	0.000	0.000		6.18	-	-			0.000	0.000	0.000	0.002	-	-		0.000	0.000	0.000	0.001	-	-			0.100			
11.000	0.000	0.000	0.000	5.16	-	-	0.000	0.000	0.000		5.18	-	-			0.000	0.000	0.000	0.001	-	-		0.000	0.000	0.000	0.001	-	-			0.110			
12.000	0.000	0.000	0.000	4.16	-	-	0.000	0.000	0.000		4.18	-	-			0.000	0.000	0.000	0.001	-	-		0.000	0.000	0.000	0.003	-	-			0.120			
13.000	0.000	0.000	0.000	3.16	-	-	0.000	0.000	0.000		3.19	-	-			0.000	0.000	0.000	0.001	-	-		0.000	0.000	0.000	0.001	-	-			0.130			
14.000	0.000	0.000	0.000	2.16	-	-	0.000	0.000	0.000		2.20	-	-			0.000	0.000	0.000	0.001	-	10		0.000	0.000	0.000	0.008	-	-			0.140			
15.000	0.000	0.000	0.000	1.16	-	-	0.000	0.000	0.000		1.27	-	10			0.000	0.000	0.000	0.001	-	20		0.000	0.000	0.000	0.081	-	-			0.150			
16.000	0.000	0.000	0.000	0.235	-	12	0.000	0.000	0.000		0.562	-	64			0.000	0.000	0.000	0.073	-	-		0.000	0.000	0.000	0.371	-	-			0.160			
17.000	0.000	0.000	0.000	0.001	-	10	0.000	0.000	0.000		0.175	-	6			0.000	0.000	0.000	0.840	-	-		0.000	0.000	0.000	0.987	-	-			0.170			
18.000	0.000	0.000	0.000	0.001	-	5	0.000	0.000	0.000		0.037	-	-			0.000	0.000	0.000	1.84	-	-		0.000	0.000	0.000	1.86	-	-			0.180			
19.000	0.000	0.000	0.000	0.001	-	-	0.000	0.000	0.000		0.005	-	-			0.000	0.000	0.000	2.84	-	-		0.000	0.000	0.000	2.84	-	-			0.190			
20.000	0.000	0.000	0.000	0.001	-	-	0.000	0.000	0.000		0.001	-	-			0.000	0.000	0.000	3.84	-	-		0.000	0.000	0.000	3.84	-	-			0.200			
22.000	0.000	0.000	0.000	0.001	-	-	0.000	0.000	0.000		0.001	-	-			0.000	0.000	0.000	5.84	-	-		0.000	0.000	0.000	5.84	-	-			0.220			
24.000	0.000	0.000	0.000	0.002	-	-	0.000	0.000	0.000		0.001	-	-			0.000	0.000	0.000	7.84	-	-		0.000	0.000	0.000	7.84	-	-			0.240			
Totals:					0	27						0	80	0	0								0	30							0	50	0	0
Number of Trades:					0							0		0									0.00								0		0	



OTE (CR)

(Contract Size: 100 Securities, Exercise Style: American, Physical Delivery)

Exercise Price	Call Options													Put Options																			
	September 2023						October 2023						Other Months		September 2023						October 2023						Other Months						
	Open price	Price max	Price min	Last price	Closing price	Volume	Open Interest	Open price	Price max	Price min	Last price	Closing price	Volume	Open Interest	Volume	Open Interest	Open price	Price max	Price min	Last price	Closing price	Volume	Open Interest	Open price	Price max	Price min	Last price	Closing price	Volume	Open Interest	Volume	Open Interest	Exercise Price
9.200	0.000	0.000	0.000		4.05	-	-	0.000	0.000	0.000		4.07	-	-			0.000	0.000	0.000		0.001	-	-	0.000	0.000	0.000		0.001	-	-			0.092
9.600	0.000	0.000	0.000		3.65	-	-	0.000	0.000	0.000		3.67	-	-			0.000	0.000	0.000		0.001	-	-	0.000	0.000	0.000		0.001	-	-			0.096
10.000	0.000	0.000	0.000		3.25	-	-	0.000	0.000	0.000		3.27	-	-			0.000	0.000	0.000		0.001	-	-	0.000	0.000	0.000		0.001	-	-			0.100
11.000	0.000	0.000	0.000		2.25	-	-	0.000	0.000	0.000		2.27	-	-			0.000	0.000	0.000		0.001	-	-	0.000	0.000	0.000		0.002	-	-			0.110
12.000	0.000	0.000	0.000		1.25	-	-	0.000	0.000	0.000		1.31	-	-			0.000	0.000	0.000		0.001	-	-	0.000	0.000	0.000		0.038	-	-			0.120
13.000	0.000	0.000	0.000		0.279	-	-	0.000	0.000	0.000		0.543	-	-			0.000	0.000	0.000		0.028	-	-	0.000	0.000	0.000		0.268	-	-			0.130
14.000	0.000	0.000	0.000		0.006	-	-	0.000	0.000	0.000		0.143	-	-			0.000	0.000	0.000		0.750	-	-	0.000	0.000	0.000		0.870	-	-			0.140
15.000	0.000	0.000	0.000		0.001	-	10	0.004	0.004	0.004	0.004	0.004	5	60			0.000	0.000	0.000		1.75	-	35	0.000	0.000	0.000		1.76	-	-			0.150
16.000	0.000	0.000	0.000		0.001	-	-	0.000	0.000	0.000		0.002	-	-			0.000	0.000	0.000		2.75	-	-	0.000	0.000	0.000		2.75	-	-			0.160
17.000	0.000	0.000	0.000		0.001	-	-	0.000	0.000	0.000		0.001	-	-			0.000	0.000	0.000		3.75	-	-	0.000	0.000	0.000		3.75	-	-			0.170
18.000	0.000	0.000	0.000		0.001	-	-	0.000	0.000	0.000		0.001	-	-			0.000	0.000	0.000		4.75	-	-	0.000	0.000	0.000		4.75	-	-			0.180
19.000	0.000	0.000	0.000		0.001	-	-	0.000	0.000	0.000		0.001	-	-			0.000	0.000	0.000		5.75	-	-	0.000	0.000	0.000		5.75	-	-			0.190
20.000	0.000	0.000	0.000		0.001	-	-					-	-			0.000	0.000	0.000		6.75	-	-					-	-				0.200	
22.000	0.000	0.000	0.000		0.001	-	-					-	-			0.000	0.000	0.000		8.75	-	-					-	-				0.220	
Totals:						0	10					5	60	0	0						0	35					0	0	0	0			
Number of Trades:						0						1		0							0.00						0		0				

PIRAEUS FINANCIAL HOLD (CR)

(Contract Size: 100 Securities, Exercise Style: American, Physical Delivery)

Call Options														Put Options																					
September 2023							October 2023							Other Months		September 2023							October 2023							Other Months		Exercise Price			
Open price	Price max	Price min	Last price	Closing price	Volume	Open Interest	Open price	Price max	Price min	Last price	Closing price	Volume	Open Interest	Volume	Open Interest	Open price	Price max	Price min	Last price	Closing price	Volume	Open Interest	Open price	Price max	Price min	Last price	Closing price	Volume	Open Interest	Volume	Open Interest				
0.750	0.000	0.000	0.000	2.04	-	-						-	-			0.000	0.000	0.000	0.001	-	-						-	-			0.008				
0.800	0.000	0.000	0.000	1.99	-	-						-	-			0.000	0.000	0.000	0.001	-	-						-	-			0.008				
0.850	0.000	0.000	0.000	1.94	-	-						-	-			0.000	0.000	0.000	0.001	-	-						-	-			0.009				
0.900	0.000	0.000	0.000	1.89	-	-						-	-			0.000	0.000	0.000	0.001	-	-						-	-			0.009				
0.950	0.000	0.000	0.000	1.84	-	-						-	-			0.000	0.000	0.000	0.002	-	-						-	-			0.010				
1.000	0.000	0.000	0.000	1.79	-	-						-	-			0.000	0.000	0.000	0.001	-	-						-	-			0.010				
1.100	0.000	0.000	0.000	1.69	-	-						-	-			0.000	0.000	0.000	0.002	-	-						-	-			0.011				
1.200	0.000	0.000	0.000	1.59	-	-						-	-			0.000	0.000	0.000	0.004	-	-						-	-			0.012				
1.300	0.000	0.000	0.000	1.49	-	-						-	-			0.000	0.000	0.000	0.001	-	-						-	-			0.013				
1.400	0.000	0.000	0.000	1.39	-	-						-	-			0.000	0.000	0.000	0.001	-	-						-	-			0.014				
1.500	0.000	0.000	0.000	1.29	-	-						-	-			0.000	0.000	0.000	0.001	-	-						-	-			0.015				
1.600	0.000	0.000	0.000	1.19	-	-						-	-			0.000	0.000	0.000	0.001	-	-						-	-			0.016				
1.700	0.000	0.000	0.000	1.09	-	-						-	-			0.000	0.000	0.000	0.001	-	-						-	-			0.017				
1.800	0.000	0.000	0.000	0.990	-	-						-	-			0.000	0.000	0.000	0.001	-	-						-	-			0.018				
1.900	0.000	0.000	0.000	0.890	-	-	0.000	0.000	0.000		0.894	-	-			0.000	0.000	0.000	0.001	-	-	0.000	0.000	0.000		0.001	-	-			0.019				
2.000	0.000	0.000	0.000	0.790	-	-	0.000	0.000	0.000		0.794	-	-			0.000	0.000	0.000	0.001	-	-	0.000	0.000	0.000		0.001	-	-			0.020				
2.200	0.000	0.000	0.000	0.590	-	-	0.000	0.000	0.000		0.597	-	-			0.000	0.000	0.000	0.001	-	-	0.000	0.000	0.000		0.003	-	-			0.022				
2.400	0.000	0.000	0.000	0.390	-	-	0.000	0.000	0.000		0.411	-	-			0.000	0.000	0.000	0.001	-	-	0.000	0.000	0.000		0.016	-	-			0.024				
2.600	0.000	0.000	0.000	0.191	-	-	0.000	0.000	0.000		0.250	-	-			0.000	0.000	0.000	0.001	-	-	0.000	0.000	0.000		0.055	-	-			0.026				
2.800	0.000	0.000	0.000	0.037	-	-	0.000	0.000	0.000		0.133	-	-			0.000	0.000	0.000	0.047	-	-	0.000	0.000	0.000		0.137	-	-			0.028				
3.000	0.000	0.000	0.000	0.001	-	-	0.000	0.000	0.000		0.061	-	-			0.000	0.000	0.000	0.211	-	-	0.000	0.000	0.000		0.265	-	-			0.030				
3.200	0.000	0.000	0.000	0.001	-	-	0.000	0.000	0.000		0.024	-	-			0.000	0.000	0.000	0.410	-	-	0.000	0.000	0.000		0.429	-	-			0.032				
3.400	0.000	0.000	0.000	0.001	-	4	0.000	0.000	0.000		0.008	-	4			0.000	0.000	0.000	0.610	-	-	0.000	0.000	0.000		0.614	-	-			0.034				
3.600	0.000	0.000	0.000	0.001	-	-	0.000	0.000	0.000		0.003	-	-			0.000	0.000	0.000	0.810	-	-	0.000	0.000	0.000		0.810	-	-			0.036				
3.800	0.000	0.000	0.000	0.001	-	-	0.000	0.000	0.000		0.001	-	-			0.000	0.000	0.000	1.01	-	-	0.000	0.000	0.000		1.01	-	-			0.038				
4.000	0.000	0.000	0.000	0.001	-	-	0.000	0.000	0.000		0.001	-	-			0.000	0.000	0.000	1.21	-	-	0.000	0.000	0.000		1.21	-	-			0.040				
4.400	0.000	0.000	0.000	0.001	-	-	0.000	0.000	0.000		0.001	-	-			0.000	0.000	0.000	1.61	-	-	0.000	0.000	0.000		1.61	-	-			0.044				
4.800	0.000	0.000	0.000	0.001	-	-	0.000	0.000	0.000		0.004	-	-			0.000	0.000	0.000	2.01	-	-	0.000	0.000	0.000		2.01	-	-			0.048				
5.200	0.000	0.000	0.000	0.001	-	-	0.000	0.000	0.000		0.001	-	-			0.000	0.000	0.000	2.41	-	-	0.000	0.000	0.000		2.41	-	-			0.052				
Totals:					0	4						0	4	0	0							0	0									0	5	0	0
Number of Trades:					0							0		0									0.00									0		0	

PPC (CR)

(Contract Size: 100 Securities, Exercise Style: American, Physical Delivery)

Call Options														Put Options																			
September 2023							October 2023							Other Months		September 2023							October 2023							Other Months			
Exercise Price	Open price	Price max	Price min	Last price	Closing price	Volume	Open Interest	Open price	Price max	Price min	Last price	Closing price	Volume	Open Interest	Volume	Open Interest	Open price	Price max	Price min	Last price	Closing price	Volume	Open Interest	Open price	Price max	Price min	Last price	Closing price	Volume	Open Interest	Volume	Open Interest	Exercise Price
3.600	0.000	0.000	0.000		5.56	-	-						-	-			0.000	0.000	0.000		0.001	-	-						-	-			0.036
3.800	0.000	0.000	0.000		5.36	-	-						-	-			0.000	0.000	0.000		0.001	-	-						-	-			0.038
4.000	0.000	0.000	0.000		5.16	-	-						-	-			0.000	0.000	0.000		0.001	-	-						-	-			0.040
4.400	0.000	0.000	0.000		4.76	-	-						-	-			0.000	0.000	0.000		0.005	-	-						-	-			0.044
4.800	0.000	0.000	0.000		4.36	-	-						-	-			0.000	0.000	0.000		0.001	-	-						-	-			0.048
5.200	0.000	0.000	0.000		3.96	-	-						-	-			0.000	0.000	0.000		0.001	-	-						-	-			0.052
5.600	0.000	0.000	0.000		3.56	-	-						-	-			0.000	0.000	0.000		0.001	-	-						-	-			0.056
6.000	0.000	0.000	0.000		3.16	-	-						-	-			0.000	0.000	0.000		0.001	-	-						-	-			0.060
6.400	0.000	0.000	0.000		2.76	-	-						-	-			0.000	0.000	0.000		0.001	-	-						-	-			0.064
6.800	0.000	0.000	0.000		2.36	-	-						-	-			0.000	0.000	0.000		0.001	-	-						-	-			0.068
7.200	0.000	0.000	0.000		1.96	-	-	0.000	0.000	0.000		1.98	-	-			0.000	0.000	0.000		0.001	-	-	0.000	0.000	0.000		0.008	-	-			0.072
7.600	0.000	0.000	0.000		1.56	-	-	0.000	0.000	0.000		1.60	-	-			0.000	0.000	0.000		0.001	-	-	0.000	0.000	0.000		0.026	-	-			0.076
8.000	0.000	0.000	0.000		1.16	-	-	0.000	0.000	0.000		1.24	-	-			0.000	0.000	0.000		0.001	-	-	0.000	0.000	0.000		0.064	-	-			0.080
8.400	0.000	0.000	0.000		0.761	-	-	0.000	0.000	0.000		0.921	-	-			0.000	0.000	0.000		0.001	-	-	0.000	0.000	0.000		0.144	-	-			0.084
8.800	0.000	0.000	0.000		0.372	-	-	0.000	0.000	0.000		0.647	-	5			0.000	0.000	0.000		0.011	-	-	0.203	0.203	0.203	0.203	0.203	2	107			0.088
9.200	0.000	0.000	0.000		0.092	-	-	0.000	0.000	0.000		0.430	-	5			0.000	0.000	0.000		0.131	-	5	0.350	0.350	0.350	0.350	0.350	5	133			0.092
9.600	0.000	0.000	0.000		0.007	-	60	0.255	0.358	0.255	0.344	0.344	17	47			0.000	0.000	0.000		0.446	-	52	0.000	0.000	0.000		0.696	-	-			0.096
10.000	0.000	0.000	0.000		0.001	-	45	0.000	0.000	0.000		0.163	-	11			0.000	0.000	0.000		0.840	-	50	0.000	0.000	0.000		0.986	-	-			0.100
11.000	0.000	0.000	0.000		0.001	-	12	0.000	0.000	0.000		0.035	-	64			0.000	0.000	0.000		1.84	-	-	0.000	0.000	0.000		1.86	-	-			0.110
12.000	0.000	0.000	0.000		0.001	-	21	0.000	0.000	0.000		0.005	-	-			0.000	0.000	0.000		2.84	-	-	0.000	0.000	0.000		2.84	-	-			0.120
13.000	0.000	0.000	0.000		0.001	-	-	0.000	0.000	0.000		0.001	-	-			0.000	0.000	0.000		3.84	-	-	0.000	0.000	0.000		3.84	-	-			0.130
14.000	0.000	0.000	0.000		0.001	-	-	0.000	0.000	0.000		0.001	-	-			0.000	0.000	0.000		4.84	-	-	0.000	0.000	0.000		4.84	-	-			0.140
15.000	0.000	0.000	0.000		0.001	-	-	0.000	0.000	0.000		0.001	-	-			0.000	0.000	0.000		5.84	-	-	0.000	0.000	0.000		5.84	-	-			0.150
16.000	0.000	0.000	0.000		0.001	-	-	0.000	0.000	0.000		0.001	-	-			0.000	0.000	0.000		6.84	-	-	0.000	0.000	0.000		6.84	-	-			0.160
Totals:						0	138						17	132	0	0						0	107					7	319	0	0		
Number of Trades:						0							3		0							0.00						2		0			

Lending Products	Underlying Title	Multilateral Transactions[1]					Bilateral Transactions[2]		Stock Borrowing through OTC (volume)[3]
		Open Interest[5]	Volume(Offered)	Average Weighted	Transactions volume	Average Weighted	Transactions Volume	Average Weighted	Transactions Volume
ADMIEBOR	ADMIE (IPTO) HOLDING S.A. (CR)	---	---	---	---	---	---	420,506	
AEGNBOR	AEGEAN AIRLINES (CR)	---	---	---	---	---	---	172,221	
ALPHABOR	ALPHA SERVICES HOLD (CR)	200	---	---	---	---	---	57,320,928	
OTOELBOR	AUTOHELLAS SA (CR)	1,050	---	---	---	---	---	167,129	
AVAXBOR	AVAX S.A. (CR)	---	---	---	---	---	---	---	
EEEBOR	CC HBC AG (CR)	3,039	---	---	443	7.34%	---	47,768	
CENERBOR	CENERGY HOLDINGS (CB)	10,912	---	---	4,176	4.98%	---	108,479	
ELLAKTORBOR	ELLAKTOR (CR)	2,181	---	---	---	---	---	88,663	
ELHABOR	ELVALHALCOR (CR)	9,788	---	---	---	---	---	64,887	
EUROBBOR	EUROBANK HOLDINGS (CR)	15,000	---	---	---	---	---	34,134,322	
EYDAPBOR	EYDAP S.A. (CR)	7,845	---	---	---	---	---	237,319	
FFGRPBOR	FOLLI FOLLIE (CR)	---	---	---	---	---	---	886,279	
FOYRKBOR	FOURLIS (CR)	2,230	---	---	---	---	---	12,123	
GEKTERNABOR	GEK TERNA (CR)	---	---	---	---	---	---	3,698	
SARBOR	GR. SARANTIS S.A. (CR)	1,946	---	---	---	---	---	66,810	
EXAEBOR	HELLENIC EXCHANGES-A.S.E. (CR)	5,000	---	---	6,200	4.75%	---	215,744	
ELPEBOR	HELLENIQ ENERGY (CR)	1,396	---	---	47	4.75%	---	349,950	
INTRKBOR	INTRACOM HOLDINGS (CR)	---	---	---	---	---	---	---	
INKATBOR	INTRAKAT (CR)	---	---	---	---	---	---	---	
BELABOR	JUMBO SA (CR)	22,397	---	---	940	4.75%	---	196,329	
LAMDABOR	LAMDA DEVELOPMENT SA (CR)	400	---	---	---	---	---	638,731	
MIGBOR	MIG (CR)	1,522	---	---	---	---	---	40,179	
MOHBOR	MOTOR OIL (CR)	28,891	---	---	---	---	---	461,251	
MYTILBOR	MYTILINEOS (CR)	6,432	---	---	---	---	---	124,624	
ETEBOR	NATIONAL BANK (CR)	541	---	---	---	---	---	9,174,544	
OPAPBOR	OPAP (CR)	2,500	---	---	11,500	7.28%	---	1,560,706	
HTOBOR	OTE (CR)	1,000	---	---	---	---	14,500	0.01%	2,216,286
PPABOR	P.P.A. S.A. (CR)	---	---	---	---	---	---	65,287	
TPEIRBOR	PIRAEUS FINANCIAL HOLD (CR)	5,000	---	---	---	---	---	1,849,843	
PPCBOR	PPC (CR)	3,000	---	---	---	---	---	1,325,531	
QUALBOR	QUALITY & RELIABILITY SA (CR)	---	---	---	---	---	---	---	

## Stock Lending Notes

[1] - Multilateral contracts Lending or Borrowing as per Methods 8-1, 8-2 and 8-3-3 (According to ATHEX BoD Resolution No.17)

[2] - Bilateral Contracts Lending or Borrowing as per Methods 8-3-1 and 8-3-2 (According to ATHEX BoD Resolution No.20 )

[3] - The information concerning OTC Stock Borrowing Transactions is based on the statements of the Dematerialised Securities System (DSS) operators involved and refers to volumes that have been registered up until the previous working day.

[4] - Average Price (Volume weighted)

[5] - The Data concerning Open Interest before the start of trading session

Lending Products	Underlying Title	Multilateral Transactions[1]					Bilateral Transactions[2]		Stock Borrowing through OTC (volume)[3]
		Open Interest[5]	Volume(Offered)	Average Weighted	Transactions volume	Average Weighted	Transactions Volume	Average Weighted	Transactions Volume
QUESTBOR	QUEST HOLDINGS (CR)	---	---	---	---	---	---	---	41,564
TENERGYBOR	TERNA ENERGY (CR)	---	---	---	---	---	---	---	262,546
TITCBOR	TITAN CEMENT (CB)	3,574	---	---	203	4.75%	---	---	297,109
VIOBOR	VIOHALCO SA/NV (CB)	6,744	---	---	---	---	---	---	---

## Stock Lending Notes

[1] - Multilateral contracts Lending or Borrowing as per Methods 8-1, 8-2 and 8-3-3 (According to ATHEX BoD Resolution No.17)

[2] - Bilateral Contracts Lending or Borrowing as per Methods 8-3-1 and 8-3-2 (According to ATHEX BoD Resolution No.20 )

[3] - The information concerning OTC Stock Borrowing Transactions is based on the statements of the Dematerialised Securities System (DSS) operators involved and refers to volumes that have been registered up until the previous working day.

[4] - Average Price (Volume weighted)

[5] - The Data concerning Open Interest before the start of trading session

## Sectors codification for listed companies

12003-	ETF	10101010	Computer Services
10101015	Software	10102030	Computer Hardware
15101010	Telecommunications Equipment	15102015	Telecommunications Services
20101010	Health Care Facilities	20101025	Health Care Services
20102010	Medical Equipment	20103015	Pharmaceuticals
30101010	Banks	30202000	Diversified Financial Services
30202010	Asset Managers & Custodians	30202015	Investment Services
30204000	Closed End Investments	30302010	Full Line Insurance
30302015	Insurance Brokers	30302025	Property and Casualty Insurance
35101010	Real Estate Holding and Development	35101015	Real Estate Services
35102000	Diversified REITs	35102030	Office REITs
40201040	Rental & Leasing Services: Consumer	40202010	Home Construction
40202015	Household Furnishings	40202020	Household Appliance
40203040	Electronic Entertainment	40203045	Toys
40204020	Clothing & Accessories	40301010	Entertainment
40301030	Publishing	40301035	Radio & TV Broadcasters
40401010	Diversified Retailers	40401020	Apparel Retailers
40401025	Home Improvement Retailers	40401030	Specialty Retailers
40501010	Airlines	40501015	Travel & Tourism
40501020	Casinos & Gambling	40501025	Hotels & Motels
45101015	Distillers & Vintners	45101020	Soft Drinks
45102010	Farming Fishing Ranching & Plantations	45102020	Food Products
45103010	Tobacco	45201010	Food Retailers & Wholesalers
45201020	Personal Products	50101010	Construction
50101020	Building Roof/Wallboard and Plumbing	50101030	Cement
50101035	Building Materials: Other	50202010	Electrical Components
50203000	Diversified Industrials	50203015	Plastics
50203030	Containers & Packaging	50204000	Machinery: Industrial
50204020	Machinery: Construction & Handling	50205010	Industrial Suppliers
50205020	Back Office Support HR & Consulting	50205030	Forms & Bulk Printing Services
50206015	Commercial Vehicles & Parts	50206030	Marine Transportation
50206060	Transportation Services	55101000	Diversified Materials
55101020	Textile Products	55102000	General Mining
55102010	Iron & Steel	55102015	Metal Fabricating
55102035	Aluminum	60101020	Oil Refining and Marketing
65101010	Alternative Electricity	65101015	Conventional Electricity
65102030	Water		



**ATHEX**  
Athens Stock Exchange

Λεωφ. Αθηνών 110 104 42 Αθήνα  
110, Athinon Ave. GR 104 42 Athens  
tel. (+30)210-33.66.800, fax (+30)210-33.66.101  
[www.athexgroup.gr](http://www.athexgroup.gr)