

23

Ημερήσιο Δελτίο
Συναλλακτικής Δραστηριότητας

Daily Official List
of Trading Activity

Wednesday, 13 September, 2023

Year: 144 Trading Day No: 174



ATHEXGROUP
Athens Exchange Group

Disclaimer:

Hellenic Exchanges-Athens Stock Exchange S.A endeavours to ensure that the data and other material ("Information") presented on the Daily Official List are accurate and complete, but it is not liable for any errors or omissions of data or /and for the accuracy, credibility, updating and completeness of the aforesaid information nor it has any liability arising directly or indirectly from the use of the above Information.

The Company is not liable for the accuracy of the data included in listed companies' announcements. Only the sender of such an announcement is fully and solely liable for any infringement of third party's rights from the content of such announcement. All contents of the Daily Official List are provided only for information purposes and do not constitute investment advice or solicitation to invest in securities or other products listed for trading on the Exchange.

You acknowledge and agree that the Company is the owner of any property rights related to any Information appearing on the Daily Official List including intellectual property rights copyright, trademarks, etc.

The above data are a property of the Hellenic Exchanges-Athens Exchange and are copyright protected. Users are forbidden to reproduce, modify, copy, sale, transmit or redistribute, by all reproduction means and methods, part or the whole of the above data, without reference to their source.

The commercial exploitation of these data is, also, forbidden by third parties. Hellenic Exchanges-Athens Exchange does not carry any responsibility, direct or indirect, derived from usage or accidental alteration of the above data when used by third parties.

Hellenic Exchanges – Athens Stock Exchange S.A.

110 Athinon Ave., 10442 Athens, Tel: (210) 33.66.800, Fax: (210) 32.13.938

www.athexgroup.gr

Thessalonica Stock Exchange Center (T.S.E.C)

16-18 Katouni Str., Thessalonica 546 25 Tel: (2310) 567.667, Fax: (2310) 530.545

Athex Members Guarantee Fund

14-16 Fidiou Str., Athens 106 78, Tel: (210) 33.04.682, Fax: (210) 33.04.155

Hellenic Republic Capital Market Commission

1 Kolokotroni Str. & 1 Stadiou Str., Athens 10562 Tel: (210) 33.77.100 Fax: (210) 33.77.173

Table of Contents

Section 1: Statistical Figures of Securities, Derivatives and Lending

Summary of Markets

Athex Indices

Analytic Figures for Athex Market's Boards and Categories

Trading Details by Athex Sectors and Financial Instruments (ETFs)

Top 10 best & worst performing Shares

Derivatives Summary

Section 2: Analytic Figures of Shares Transactions

Analytic Figures of Shares Transactions

Shares' Notes

Section 3: Figures of Securities Transactions

Securities Blocks Details

Shares Rights Details

Stock Borrowing

Forced Sales Details

Forced Sales Registered Shares

Exchange Traded Funds (ETFs) Characteristics

Section 5: Bonds traded in Fixed Income Assets Market

Convertible Corporate Bonds - Regulated Market

Non Convertible Corporate Bonds - Regulated Market

Government Bonds

Treasury Bills & Zero Coupon Government Bonds

Government Bonds Traded with the Open Outcry Method

State Banks Bonds

Section 6: Additional Infos

Athex & ATHEXClear Members List

List of Stocks under Market Making operations

Section 7: Derivatives Market Analytic Figures

Index Futures

Stock Futures

Index Options

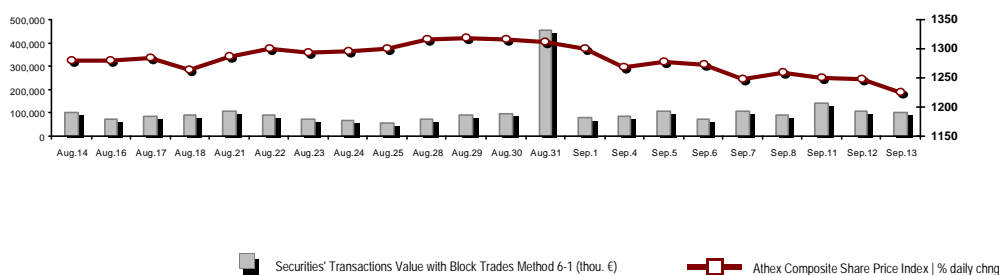
Stock Options

Stock Lending Analytic Figures

Appendix A: Sectors codification for listed companies

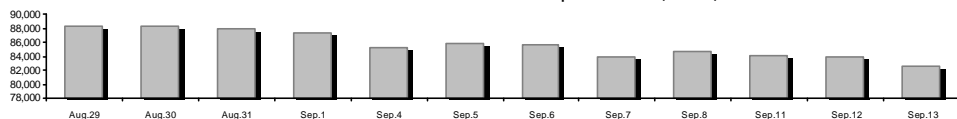
Summary of Markets

Athex Composite Share Price Index vs Shares and Derivatives Transactions Value

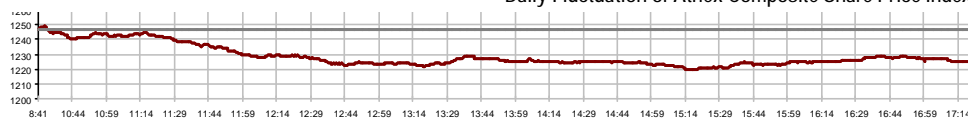


Athex Capitalisation (mill. €)**:	82,511.42		Derivatives Total Open Interest	520,515
Daily change: mill. € %	-1,405.90	-1.68%	in Index Futures % daily chng	5,265 -3.91%
Yearly Avg Capitalisation: mill. € % chng prev year Avg	79,173.33	25.55%	in Stock Futures % daily chng	511,861 -0.93%
Athex Composite Share Price Index % daily chng	1,225.25	-1.73%	in Index Options % daily chng	2,072 5.23%
Athex Composite Share Price Index Capitalisation (mill. €)	75,416.21		in Stock Options % daily chng	1,317 4.36%
Daily change (mill. €)	-1,397.82			
Securities' Transactions Value with Block Trades Method 6-1 (t)	100,295.53		Derivatives Contracts Volume:	228,983
Daily change: %	-4,998.78	-4.75%	Daily change: pieces %	18,761 8.92%
YtD Avg Trans. Value: thou. € % chng prev year Avg	105,674.74	46.26%	YtD Avg Derivatives Contracts % chng prev year Avg	45,856 33.49%
Blocks Transactions Value of Method 6-1 (thou. €)	3,021.12		Derivatives Trades Number:	5,831
Blocks Transactions Value of Method 6-2 & 6-3 (thou. €)	0.88		Daily change: number %	811 16.16%
Bonds Transactions Value (thou.€)	1,403.84		YtD Avg Trades number % chng prev year Avg	2,372 15.48%
Securities' Transactions Volume with Block Trades Method 6-1 (tho)	28,655.66		Lending Total Open Interest	153,197
Daily change: thou. pieces %	1,974.48	7.40%	Daily change: pieces %	7,778 5.35%
YtD Avg Volume: % chng prev year Avg	34,785.76	22.70%	Lending Volume (Multilateral/Bilateral)	54,543
Blocks Transactions Volume of Method 6-1 (thou. Pieces)	796.15		Daily change: pieces %	46,765
Blocks Transactions Volume of Method 6-2 & 6-3 (thou. Pieces)	1.25		Multilateral Lending	4,129
Bonds Transactions Volume	1,570,000		Bilateral Lending	50,414
Securities' Trades Number with Block Trades Method 6-1	47,197		Lending Trades Number:	8
Daily change: number %	7,495	18.88%	Daily change: %	-12
YtD Avg Trades number % chng prev year Avg	36,340	23.53%	Multilateral Lending Trades Number	7
Number of Blocks Method 6-1	5		Bilateral Lending Trades Number	1
Number of Blocks Method 6-2 & 6-3	1			
Number of Bonds Transactions	131			

Athex Capitalisation (mill. €)**



Daily Fluctuation of Athex Composite Share Price Index



Athex Composite Share Price Index at 12/09/2023

Daily Fluctuation of Athex Composite Share Price Index at 13/09/2023

Athex Indices

Index name	13/09/2023	12/09/2023	pts.	%	Min	Max	Year min	Year max	Year change
Athex Composite Share Price Index	1,225.25	1,246.88	-21.63	-1.73%	1,219.34	1,248.90	929.79	1,351.68	31.78% #
Athex ESG Index	1,391.46	1,415.92	-24.46	-1.73%	1,383.73	1,418.70	1,057.52	1,541.00	31.56% #
FTSE/Athex Large Cap	2,965.43	3,018.42	-52.99	-1.76%	2,948.33	3,024.51	2,250.77	3,280.71	31.71% #
FTSE/Athex Mid Cap Index	2,014.69	2,035.75	-21.06	-1.03%	2,001.14	2,037.31	1,411.43	2,224.46	42.74% #
FTSE/ATHEX High Dividend Yield Index	3,744.53	3,792.36	-47.83	-1.26%	3,714.16	3,799.75	3,028.28	4,088.01	23.65% #
FTSE/ATHEX Global Traders Index Plus	3,781.51	3,834.87	-53.36	-1.39%	3,759.25	3,834.87	2,616.09	4,115.43	44.55% #
FTSE/ATHEX Mid & Small Cap Factor-Weighted Ind	5,423.69	5,516.02	-92.33	-1.67%	5,408.85	5,530.99	4,353.12	5,946.34	23.39% #
ATHEX Select Index Plus	4,291.17	4,377.47	-86.30	-1.97%	4,273.83	4,379.24	3,071.06	4,762.60	39.73% #
ATHEX Select Index	6,354.98	6,451.85	-96.87	-1.50%	6,333.75	6,470.42	4,343.88	7,125.71	46.30% #
FTSE/Athex Market Index	707.81	720.21	-12.40	-1.72%	703.84	721.55	539.21	780.89	31.23% #
Athex Composite Index Total Return Index	2,215.04	2,254.05	-39.01	-1.73%	2,204.36	2,257.80	1,641.17	2,440.14	34.97% #
FTSE/Athex Large Cap Total Return	4,856.62	4,943.40	-86.78	-1.76%			3,623.42	5,338.50	34.87% #
FTSE/Athex Mid Cap Total Return	2,702.53	2,730.78	-28.25	-1.03%			1,881.61	2,956.50	45.48% #
Hellenic Mid & Small Cap Index	1,835.36	1,868.51	-33.15	-1.77%	1,826.87	1,868.51	1,365.14	2,011.62	34.44% #
FTSE/Athex Banks	938.41	963.14	-24.73	-2.57%	930.85	967.20	640.09	1,117.78	46.50% #
FTSE/Athex Financial Services	1,173.59	1,183.47	-9.88	-0.83%	1,143.94	1,194.59	672.72	1,514.55	71.22% #
FTSE/Athex Industrial Goods & Services	7,922.09	7,980.75	-58.66	-0.74%	7,831.64	8,042.40	4,603.86	8,651.06	70.79% #
FTSE/Athex Retail	1,177.45	1,210.35	-32.90	-2.72%	1,167.30	1,217.41	901.21	1,375.58	30.65% #
FTSE/ATHEX Real Estate	4,100.75	4,160.08	-59.33	-1.43%	4,058.15	4,164.08	3,750.22	4,816.41	0.68% #
FTSE/Athex Consumer Goods & Services	15,225.67	15,337.80	-112.13	-0.73%	14,901.33	15,341.40	8,974.47	16,184.74	66.26% #
FTSE/Athex Food & Beverage	9,769.07	9,948.14	-179.07	-1.80%	9,713.49	9,971.57	8,101.49	11,188.59	15.39% #
FTSE/Athex Basic Resources	9,210.79	9,551.30	-340.51	-3.57%	9,173.75	9,551.30	6,463.31	10,590.89	41.93% #
FTSE/Athex Construction & Materials	4,286.93	4,333.36	-46.43	-1.07%	4,243.62	4,378.76	3,204.90	4,808.27	33.76% #
FTSE/Athex Energy	5,202.16	5,305.89	-103.73	-1.95%	5,166.93	5,313.98	4,780.16	5,856.79	3.43% #
FTSE/Athex Travel & Leisure	2,940.51	2,987.25	-46.74	-1.56%	2,932.53	3,000.75	2,196.17	3,051.18	32.62% #
FTSE/Athex Technology	2,968.65	3,004.85	-36.20	-1.20%	2,941.97	3,007.16	2,047.81	3,153.87	44.51% #
FTSE/Athex Telecommunications	3,706.46	3,745.98	-39.52	-1.05%	3,675.70	3,776.56	3,511.53	4,415.99	-8.97% #
FTSE/Athex Utilities	5,237.51	5,326.83	-89.32	-1.68%	5,198.79	5,331.87	4,598.77	6,190.27	13.89% #
FTSE/Athex Health Care	438.24	446.61	-8.37	-1.87%	432.65	446.61	387.42	504.88	4.62% #
FTSE/Athex Personal Products	7,596.73	7,802.76	-206.03	-2.64%	7,596.73	7,864.99	6,441.87	8,386.11	14.99% #
Athex All Share Index	288.69	293.62	-4.93	-1.68%	288.69	288.69	231.11	314.56	25.39% #
MSCI GREECE REBASED	4,695.00	4,777.04	-82.04	-1.72%	4,664.05	4,798.01	4,125.04	5,209.29	---
Hellenic Corporate Bond Index	125.26	125.34	-0.08	-0.06%			118.78	125.45	5.27% #
Hellenic Corporate Bond Price Index	88.49	88.56	-0.07	-0.08%			85.96	88.73	2.62% #

Note 1: FTSE/Med 100, Hellenic Corporate Bond Price Index and Hellenic Corporate Bond Index closing prices refer to the previous trading day of 11/09/2023.

Note 2: The Hellenic Mid & Small Cap Index is a Customized index calculated by the Athens Exchange.

Analytic Figures for Athex Market's Boards and Categories

	Total Traded Securities	Main Market	Surveillance	Exchange Traded Funds (ETFs)
Totals	122	112	9	1
Gain / Lose / Same:	15 / 85 / 22	14 / 82 / 16	1 / 2 / 6	0 / 1 / 0
Athex Capitalisation (mill. €) **	82,511.42	82,107.18	404.24	
Daily Average Trans/ons Value(thou.€)	105,674.74	105,431.51	242.99	46.13
Transactions Value	100,296.41	100,137.09	150.67	8.65
Main Board:	97,274.41	97,115.09	150.67	8.65
Blocks Board 6_2_3:	3,022.00	3,022.00	0.00	0.00
Forced Sales Board:	0.00	0.00	0.00	0.00
Special Terms Board:	0.00	0.00	0.00	0.00
Daily Average Transactions Volume	34,785,763	33,807,244	983,023	1,616
Transactions Volume	28,656,908	28,213,822	442,796	290
Main Board:	27,859,508	27,416,422	442,796	290
Blocks Board 6_2_3:	797,400	797,400	0	0
Forced Sales Board:	0	0	0	0
Special Terms Board:	0	0	0	0
Daily Average Number of Trades	36,340	36,121	216	3
Number of Trades	47,198	47,067	128	3
Main Board:	47,192	47,061	128	3
Blocks Board 6_2_3:	6	6	0	0
Forced Sales Board:	0	0	0	0
Special Terms Board:	0	0	0	0

Trading Details by Athex Sectors and Financial Instruments (ETFs)

Code	Sectors	Gain / Lose / Same	Number of Trades	Transactions Volume	Transactions Value	% of Total Trans. Value
3010	- Banks	1 / 5 / 0	18,377	22,175,892	48,377,956.29	48.23%
5510	- Basic Resources	4 / 9 / 1	1,323	357,443	1,205,578.11	1.20%
5010	- Construction & Materials	3 / 8 / 3	2,925	960,072	3,750,226.37	3.74%
4020	- Consumer Products & Services	1 / 5 / 2	1,843	263,206	3,566,216.72	3.56%
6010	- Energy	0 / 4 / 0	1,874	254,407	3,841,429.20	3.83%
12000	- Financial Instruments	0 / 1 / 0	3	290	8,652.00	0.01%
3020	- Financial Services	1 / 3 / 1	739	198,319	938,490.61	0.94%
4510	- Food Beverage & Tobacco	0 / 4 / 1	215	31,268	389,420.00	0.39%
2010	- Health Care	0 / 3 / 0	237	304,545	210,469.50	0.21%
5020	- Industrial Goods & Services	0 / 15 / 2	4,300	683,220	8,620,142.35	8.59%
3030	- Insurance	0 / 1 / 0	9	620	2,604.40	0.00%
4030	- Media	0 / 1 / 1	7	2,900	1,508.80	0.00%
4520	- Personal Care, Drug & Grocery Stores	0 / 1 / 2	281	47,423	255,020.74	0.25%
3510	- Real Estate	2 / 4 / 3	1,397	262,721	1,360,447.65	1.36%
4040	- Retail	1 / 3 / 2	473	68,251	246,598.55	0.25%
1010	- Technology	1 / 9 / 0	1,783	496,607	2,528,061.02	2.52%
1510	- Telecommunications	0 / 2 / 0	2,182	391,042	5,174,683.42	5.16%
4050	- Travel & Leisure	1 / 3 / 3	4,504	932,460	9,077,457.90	9.05%
6510	- Utilities	0 / 4 / 1	4,726	1,226,222	10,741,441.42	10.71%

Top 10 best & worst performing Shares

Main Market

With positive Price change	Closing price	change	With negative Price change	Closing price	change
EKTER SA (CR)	2.62	3.56% #	MOTODYNAMICS S.A. (CR)	2.97	-6.31% Ⓔ
CENTRIC HOLDINGS (CR)	0.374	0.27% #	AEGEAN AIRLINES (CR)	11.82	-5.14% Ⓔ
EPSILON NET (CR)	11.5	0.17% #	PIRAEUS FINANCIAL HOLD (CR)	2.79	-4.32% Ⓔ
AVAX S.A. (CR)	1.308	0.15% #	MEVACO SA (CR)	3.66	-4.19% Ⓔ
			VIOHALCO SA/NV (CB)	6.23	-4.15% Ⓔ
			SIDMA STEEL (CR)	2.57	-3.75% Ⓔ
			CENERGY HOLDINGS (CB)	6.7	-3.32% Ⓔ
			ELVALHALCOR (CR)	1.924	-3.22% Ⓔ
			TECHNICAL OLYMPIC SA (CR)	2.6	-2.99% Ⓔ
			ALUMIL (CR)	3.26	-2.98% Ⓔ
With the highest Transactions Value	Value (thou. €)	change	With the highest Transactions Volume	Volume	change
PIRAEUS FINANCIAL HOLD (CR)	20,567.94	-4.32% Ⓔ	ALPHA SERVICES HOLD (CR)	8,009,486	-1.58% Ⓔ
ALPHA SERVICES HOLD (CR)	10,767.68	-1.58% Ⓔ	PIRAEUS FINANCIAL HOLD (CR)	7,268,057	-4.32% Ⓔ
NATIONAL BANK (CR)	9,396.33	-2.95% Ⓔ	EUROBANK HOLDINGS (CR)	5,218,247	-2.04% Ⓔ
EUROBANK HOLDINGS (CR)	7,503.60	-2.04% Ⓔ	NATIONAL BANK (CR)	1,671,328	-2.95% Ⓔ
PPC (CR)	6,842.24	-2.55% Ⓔ	PPC (CR)	743,245	-2.55% Ⓔ
MYTILINEOS (CR)	6,423.93	-0.57% Ⓔ	OPAP (CR)	391,632	-1.04% Ⓔ
OPAP (CR)	6,344.52	-1.04% Ⓔ	OTE (CR)	389,702	-1.05% Ⓔ
OTE (CR)	5,164.32	-1.05% Ⓔ	LAVIPHARM SA (CR)	300,515	-1.47% Ⓔ
JUMBO SA (CR)	3,224.38	-0.58% Ⓔ	INTRAKAT (CR)	273,499	-2.85% Ⓔ
TERNA ENERGY (CR)	3,034.11	-0.19% Ⓔ	CENERGY HOLDINGS (CB)	234,802	-3.32% Ⓔ

Note: Stocks that are not included in the "Under Supervision" category, and the transactions value is more than 10,000 €.

Derivatives Summary

	Number of Trades	Volume	Open Interest
Index Futures	442	4,398	5,265
FTSE/Athex Banks	37	1,721	2,130
FTSE/Athex Large Cap	405	2,677	2,931
MSCI GREECE REBASED	0	0	204
Stock Futures	5,344	224,299	511,861
ADMIE (IPTO) HOLDING S.A. (CR)	164	3,597	21,239
AEGEAN AIRLINES (CR)	366	4,580	6,986
ALPHA SERVICES HOLD (CR)	650	66,211	219,086
AUTOHELLAS SA (CR)	3	13	161
AVAX S.A. (CR)	61	308	1,698
CC HBC AG (CR)	47	375	623
CENERGY HOLDINGS (CB)	129	2,901	5,817
ELLAKTOR (CR)	37	530	567
ELVALHALCOR (CR)	28	710	2,566
EUROBANK HOLDINGS (CR)	293	25,063	48,137
EYDAP S.A. (CR)	53	818	2,493
FOURLIS (CR)	37	112	769
GEK TERNA (CR)	81	4,503	7,318
HELLENIC EXCHANGES-A.S.E. (CR)	197	5,264	7,320
HELLENIQ ENERGY (CR)	68	440	1,686
INTRACOM HOLDINGS (CR)	219	3,103	5,808
INTRAKAT (CR)	96	5,402	6,164
JUMBO SA (CR)	8	34	252
LAMDA DEVELOPMENT SA (CR)	178	1,689	5,338
MIG (CR)	8	12	80
MOTOR OIL (CR)	49	486	1,113
MYTILINEOS (CR)	166	2,088	4,192
NATIONAL BANK (CR)	355	8,275	20,886
OPAP (CR)	117	4,338	2,905
OTE (CR)	292	5,586	11,097
P.P.A. S.A. (CR)	10	132	284
PIRAEUS FINANCIAL HOLD (CR)	609	54,531	78,442
PPC (CR)	562	11,645	26,144
QUEST HOLDINGS (CR)	28	116	201
TERNA ENERGY (CR)	330	7,608	16,757
TITAN CEMENT (CB)	22	274	706
VIOHALCO SA/NV (CB)	81	3,555	5,026
Index Options	38	254	2,072
FTSE/Athex Large Cap	38	254	2,072
Stock Options	7	32	1,317
ALPHA SERVICES HOLD (CR)	0	0	14
NATIONAL BANK (CR)	0	0	324
OPAP (CR)	0	0	187
OTE (CR)	0	0	105
PIRAEUS FINANCIAL HOLD (CR)	1	5	8
PPC (CR)	6	27	679
Total Derivatives Traded	5,831	228,983	520,515

Shares' Notes

Code	Note text
()	- Adjusted dividends.
*	- Last adjusted closing price.
[1]	- Net dividends.
[2]	- The "Date of Last Coupon" for New listings refers to the date company's stocks started to trade in Athex
[3]	- The Company Market Value is referred to the number of outstanding shares
[4]	- Sectors codification can be found in Appendix A
[5]	- The Market Value refers to the total number of shares listed (including their several classes) in the exchange by the company.
[6]	- P/E greater than 100
[7]	- Last view of the Order Book before the end of the trading session
[8]	- All Blocks Methods' Transactions Value are included.
4750	- Transfer to the Under Surveillance Category from 8/4/2011.
4955	- Transfer to the Surveillance Category as from 5/4/2013.
4957	- Transfer to the Surveillance Category as from 5/4/2013.
4958	- Transfer to the Surveillance Category as from 5/4/2013.
4959	- Transfer to the Surveillance Category as from 5/4/2013.
5093	- Transfer to the Surveillance Category as of 8/4/2015.
5141	- Transfer to the Surveillance Category as of 10/05/2017.
5160	- Transfer to the Surveillance Category as of 15/04/2016.
5165	- Transfer to the Surveillance Category as of 15/02/2018.
5179	- Suspension of trading as of 25/05/2018.
5193	- Transfer to the Surveillance Category as of 25/10/2018.
5197	- Transfer to the Surveillance Category as of 07/11/2018.
5216	- Suspension of trading as of 01/10/2019.
5232	- Transfer to the Under Surveillance Category from 08/04/2011.
5233	- Suspension of trading as of 13/05/2020.
5248	- Transfer to the Surveillance Category as of 06/09/20116.
5253	- Transfer to the Surveillance Category as of 14/5/2021.
5275	- Transfer to the Surveillance Category as of 09/07/2020.
5277	- Suspension of trading as of 02/05/2023.
5278	- Suspension of trading as of 03/05/2023.

Securities Blocks Details

Securities	Block Volume	Price	Block Trade Value	Time of approval	Note
PIRAEUS FINANCIAL HOLD (CR)	500,000	2.87	1,437,000.00	10:53:37	20
ENTERSOFT (CR)	50,000	5.96	298,000.00	12:23:54	20
PIRAEUS FINANCIAL HOLD (CR)	128,000	2.84	364,032.00	13:59:38	20
LAVIPHARM SA (CR)	1,250	0.700	875.00	16:02:00	18
NATIONAL BANK (CR)	73,000	5.63	410,990.00	16:57:37	20
EPSILON NET (CR)	45,150	11.32	511,098.00	17:02:49	20

Blocks Notes

- 9 - Method 6-1 / Special Fees
- 10 - Method 6-1 / Special Fees, SDS
- 14 - Method 6-3 / Settlement, Incomplete Buy and Sell
- 18 - Method 6-2 / SPOT 1
- 19 - Method 6-2 / SPOT 2
- 20 - Method 6-1 and Method 6-1 Same Day Settlement
- 21 - Other Pre-agreed

Shares Rights Details

Occured date	Exercise from	Exercise until	Trading until	Rights	Price min	Price max	Closing price	Last Bid	Last Ask	Volume	Trades	Transactions Value
--------------	---------------	----------------	---------------	---------------	-----------	-----------	---------------	----------	----------	--------	--------	--------------------

No Rights Transactions.

Forced Sales Details

Securities	Category of Security	Transactions Volume	Number of Trades	Transactions Value	Note
------------	----------------------	------------------------	---------------------	-----------------------	------

No Forced Transactions.

Forced Sales Notes

- 1 - Compulsory Public Forced Sales
- 2 - Forced Sales of Fixed Registered Shares
- 3 - Forced Sales of Remaining Fractional Shares

Exchange Traded Funds (ETFs) Characteristics

	Transactions Date (T)	Creation / Redemption	Units (T-1)	New Units (T-1)	Redemption Units (T-1)	Units (T) [1]	Fund Assets [2]	Net Unit Price	Dividend per Unit	Dividend Date
ALPHA ETF FTSE Athex Large Cap	13/09/2023	5,000	924,675	---	---	924,675	27,972,950.00	30.2517	0.62	03/07/2023

ETFs Notes

[1] - Units (T) = Units (T-1) + New Units (T-1) - Redemption Units (T-1)

[2] - The Creation / Redemption Units of T-1 are included.

Non Convertible Corporate Bonds - Regulated Market

Num Listed Bonds	Nominal price	Issue price	Today's Rate	Exp. Date	Duration (years)	Note	Coupon		Trading Unit	Corporate Bonds	Accrued Int.	Yield.T.Mat	Price min	Price max	Closing price	Previous closing price/date	Volume	Transactions Value	Last order		ear min	Year max		
							Common	Preferred											Price	Buy / Sell			Date	
100,000	1,000.00	1,000.00	2.95	11/02/2027	5	---	4	---	1	SAFE BULKERS PARTICIPATIONS PLC (Non Convertible)	2.8681	4.8100	93.8000	93.8000	93.8000	92.4080	11/09/2023	1,000	940.87	92.7000	B	13/09/2023	89.9269	97.9500
320,000	1,000.00	1,000.00	3.40	21/07/2027	7	---	7	---	1	LAMDA DEVELOPMENT S.A. (Non Convertible)	5.2889	5.3860	91.5336	91.7003	91.7000	91.9530	12/09/2023	76,000	70,090.31	91.5349	B	13/09/2023	91.4001	95.5000
200,000	1,000.00	1,000.00	2.10	27/10/2027	7	---	6	---	1	O.P.A.P. S.A. (Non Convertible)	8.2250	4.0800	92.0000	92.1200	92.0343	92.0000	12/09/2023	7,000	6,499.98	91.7031	B	13/09/2023	91.3710	95.4000
200,000	1,000.00	1,000.00	1.90	23/03/2028	7	---	5	---	1	MOTOR OIL CORINTH REFINERIES SA (Non Convertible)	9.2889	3.9630	91.2500	91.2500	91.2500	91.1970	12/09/2023	2,000	1,843.58	91.1000	B	13/09/2023	87.5500	92.6000
100,000	1,000.00	1,000.00	2.70	25/05/2026	5	---	5	---	1	COSTAMARE PARTICIPATIONS PLC (Non Convertible)	8.4750	4.9410	93.5000	93.8500	93.8463	93.9500	12/09/2023	25,000	23,643.98	93.7000	B	13/09/2023	92.1400	97.0000
300,000	1,000.00	1,000.00	2.30	20/07/2028	7	---	5	---	1	PRODEA REIC S.A.(Non Convertible)	3.6417	5.5070	86.4000	86.8500	86.5097	86.4000	12/09/2023	1,045,000	907,332.03	86.4100	B	13/09/2023	82.0100	89.1000
150,000	1,000.00	1,000.00	2.65	22/10/2026	5	---	4	---	1	CPLP SHIPPING HOLDINGS PLC (Non Convertible)	10.6000	4.9640	93.0000	93.0600	93.0021	93.5000	12/09/2023	66,000	62,081.00	92.5010	B	13/09/2023	92.5500	96.0000
250,000	1,000.00	1,000.00	2.45	16/11/2028	7	---	4	---	1	ELVALHALCOR S.A. (Non Convertible)	8.3028	4.8330	88.0000	89.0999	89.0999	88.7540	12/09/2023	32,000	28,680.99	88.0100	B	13/09/2023	85.6375	92.0000
500,000	1,000.00	1,000.00	2.75	03/07/2027	7	---	7	---	1	GEK TERNA S.A. (Non Convertible)	5.6528	4.6480	92.1000	92.8500	92.4333	92.5000	12/09/2023	83,000	77,385.17	91.8100	B	13/09/2023	86.8000	94.4535
300,000	1,000.00	1,000.00	2.30	14/12/2028	7	---	4	---	1	GEK TERNA S.A. (Non Convertible)	5.9417	5.0880	87.4200	87.4990	87.4398	86.3650	12/09/2023	4,000	3,521.36	86.3000	B	13/09/2023	82.1339	90.3500
175,000	1,000.00	1,000.00	3.40	26/07/2024	5	---	9	---	1	ATTICA HOLDINGS S.A. (Non Convertible)	4.8167	5.5020	97.1001	98.4937	97.5752	97.9840	12/09/2023	30,000	29,417.07	97.5200	B	13/09/2023	96.6179	99.4500
230,000	1,000.00	1,000.00	4.70	12/07/2029	7	---	3	---	1	LAMDA DEVELOPMENT S.A. (Non convertible)	8.4861	4.6020	99.0001	99.3500	99.2625	99.2330	12/09/2023	63,000	63,070.03	99.0001	B	13/09/2023	94.9889	101.0000
100,000	1,000.00	1,000.00	4.40	26/07/2029	7	---	3	---	1	CPLP SHIPPING HOLDINGS PLC (Non Convertible)	6.2333	4.5640	98.0000	98.3000	98.1500	98.4000	12/09/2023	2,000	1,975.47	97.5000	B	13/09/2023	97.2369	100.8000
200,000	1,000.00	1,000.00	3.60	12/03/2026	7	---	10	---	1	AEGEAN AIRLINES S.A. (Non Convertible)	0.3000	4.1230	96.4001	97.5000	97.2462	96.3940	12/09/2023	39,000	37,937.71	96.4008	B	13/09/2023	95.6301	98.9000
150,000	1,000.00	1,000.00	2.60	22/10/2026	7	---	8	---	1	TERNA ENERGY FINANCE S.A. (Non Convertible)	10.4000	4.7830	92.6000	93.1000	92.6735	93.1020	12/09/2023	40,000	37,485.39	92.6004	B	13/09/2023	92.5000	95.7400
100,000	1,000.00	1,000.00	2.80	25/01/2027	5	---	4	---	1	PREMIA S.A. (Non Convertible)	4.0444	5.1810	---	---	---	92.3900	12/09/2023	---	---	89.6401	B	13/09/2023	87.6862	95.9899
500,000	1,000.00	1,000.00	4.00	10/07/2030	7	---	1	---	1	MYTILINEOS S.A. (Non Convertible)	7.4444	4.0300	99.6300	99.7000	99.6807	99.6950	12/09/2023	27,000	27,114.80	99.6300	B	13/09/2023	99.5000	100.0700
120,000	1,000.00	1,000.00	3.95	04/04/2025	7	---	11	---	1	GEK TERNA S.A. (Non Convertible)	17.9944	3.9600	---	---	---	98.7000	12/09/2023	---	---	98.2001	B	13/09/2023	97.5523	100.5000
120,000	1,000.00	1,000.00	2.65	06/12/2028	7	---	4	---	1	NOVAL PROPERTY REIC (Non Convertible)	7.4347	5.3190	87.7000	88.0700	87.9039	88.1400	12/09/2023	28,000	24,821.27	87.5200	B	13/09/2023	84.3700	91.9500

Corporate Bonds Notes

Transactions Volume = (Pieces) * (Nominal Price). Transactions Value = (Pieces) * (Nominal Price) * (price %) + (Accrued interest).

The price of a Bond is stated as a percentage (%) of Bond's Nominal Price.

Nominal Price in Euros (€), except if it is noted differently.

Government Bonds

Number Listed Bonds	Nominal price	Today's Rate	Accrued Interest Calc	Exp. Date [1]	Duration (years)	Note	Coupons Date	Curr. coupon value	Trading Unit	Government Bonds	Price min	Price max	Closing price	Previous closing price/date	Volume	Transactions Value	Price	Last order Buy / Sell	Date
4,500,000	1,000.00	1.88	Actual/Actual	04/02/2035	15	---	04/02	1.88	1	GGB-FXD-040235-15Y-1.875-1.000	---	---	---	---	---	---	---	---	---
1,805,793	1,000.00	3.45	Actual/Actual	02/04/2024	5	---	02/04	3.45	1	GGB-FXD-020424-05Y-3.450-1.000	---	---	---	---	---	---	---	---	---
6,000,000	1,000.00	0.75	Actual/Actual	18/06/2031	10	---	18/06	0.75	1	GGB-FXD-180631-10Y-0.750-1.000	---	---	---	---	---	---	---	---	---
2,750,000	1,000.00	3.88	Actual/Actual	15/06/2028	5	---	15/06	3.88	1	GGB-FXD-150628-05Y-3.875-1.000	---	---	---	---	---	---	---	---	---
5,962,747,327	1.00	3.75	Actual/Actual	30/01/2028	10	---	/02 - 01/02 - 31/	3.75	1	GGB-FXD-300128-10Y-3.750-1.000	---	---	---	85.4610 13/07/2018	---	---	1.0000	B	28/11/2018
7,067,309,386	1.00	3.90	Actual/Actual	30/01/2033	15	---	/02 - 01/02 - 31/	3.90	1	GGB-FXD-300133-15Y-3.900-1.000	---	---	---	78.6730 13/07/2018	---	---	1.0000	B	28/11/2018
5,622,848,349	1.00	4.00	Actual/Actual	30/01/2037	19	---	/02 - 01/02 - 31/	4.00	1	GGB-FXD-300137-19Y-4.000-1.000	---	---	---	77.0370 13/07/2018	---	---	1.0000	B	28/11/2018
5,476,770,669	1.00	4.20	Actual/Actual	30/01/2042	24	---	/02 - 01/02 - 31/	4.20	1	GGB-FXD-300142-24Y-4.200-1.000	---	---	---	77.7640 13/07/2018	---	---	1.0000	B	28/11/2018
48,794,718	1.00	4.30	Actual/Actual	24/02/2024	12	---	24/02	4.30	1	GGB-FXD-240224-12Y-2.000-1.000	---	---	---	10.0000 22/06/2015	---	---	---	---	---
40,248,141	1.00	4.30	Actual/Actual	24/02/2025	13	---	24/02	4.30	1	GGB-FXD-240225-13Y-2.000-1.000	---	---	---	10.0000 22/06/2015	---	---	---	---	---
59,586,043	1.00	4.30	Actual/Actual	24/02/2026	14	---	24/02	4.30	1	GGB-FXD-240226-14Y-2.000-1.000	---	---	---	10.0000 22/06/2015	---	---	---	---	---
41,118,344	1.00	4.30	Actual/Actual	24/02/2027	15	---	24/02	4.30	1	GGB-FXD-240227-15Y-2.000-1.000	---	---	---	10.0000 22/06/2015	---	---	---	---	---
45,137,734	1.00	4.30	Actual/Actual	24/02/2028	16	---	24/02	4.30	1	GGB-FXD-240228-16Y-2.000-1.000	---	---	---	10.0000 22/06/2015	---	---	---	---	---
61,768,888	1.00	4.30	Actual/Actual	24/02/2029	17	---	24/02	4.30	1	GGB-FXD-240229-17Y-2.000-1.000	---	---	---	10.0000 22/06/2015	---	---	---	---	---
54,567,744	1.00	4.30	Actual/Actual	24/02/2030	18	---	24/02	4.30	1	GGB-FXD-240230-18Y-2.000-1.000	---	---	---	10.0000 22/06/2015	---	---	---	---	---
37,541,515	1.00	4.30	Actual/Actual	24/02/2031	19	---	24/02	4.30	1	GGB-FXD-240231-19Y-2.000-1.000	---	---	---	10.0000 22/06/2015	---	---	---	---	---
37,558,317	1.00	4.30	Actual/Actual	24/02/2032	20	---	24/02	4.30	1	GGB-FXD-240232-20Y-2.000-1.000	---	---	---	10.0000 22/06/2015	---	---	---	---	---
37,473,732	1.00	4.30	Actual/Actual	24/02/2033	21	---	24/02	4.30	1	GGB-FXD-240233-21Y-2.000-1.000	---	---	---	10.0000 22/06/2015	---	---	---	---	---
33,888,293	1.00	4.30	Actual/Actual	24/02/2034	22	---	24/02	4.30	1	GGB-FXD-240234-22Y-2.000-1.000	---	---	---	10.0000 22/06/2015	---	---	---	---	---
35,177,800	1.00	4.30	Actual/Actual	24/02/2035	23	---	24/02	4.30	1	GGB-FXD-240235-23Y-2.000-1.000	---	---	---	10.0000 22/06/2015	---	---	---	---	---
35,547,268	1.00	4.30	Actual/Actual	24/02/2036	24	---	24/02	4.30	1	GGB-FXD-240236-24Y-2.000-1.000	---	---	---	10.0000 22/06/2015	---	---	---	---	---
40,246,306	1.00	4.30	Actual/Actual	24/02/2037	25	---	24/02	4.30	1	GGB-FXD-240237-25Y-2.000-1.000	---	---	---	10.0000 22/06/2015	---	---	---	---	---
37,643,952	1.00	4.30	Actual/Actual	24/02/2038	26	---	24/02	4.30	1	GGB-FXD-240238-26Y-2.000-1.000	---	---	---	10.0000 22/06/2015	---	---	---	---	---
36,977,100	1.00	4.30	Actual/Actual	24/02/2039	27	---	24/02	4.30	1	GGB-FXD-240239-27Y-2.000-1.000	---	---	---	10.0000 22/06/2015	---	---	---	---	---
41,615,000	1.00	4.30	Actual/Actual	24/02/2040	28	---	24/02	4.30	1	GGB-FXD-240240-28Y-2.000-1.000	---	---	---	10.0000 22/06/2015	---	---	---	---	---
42,227,208	1.00	4.30	Actual/Actual	24/02/2041	29	---	24/02	4.30	1	GGB-FXD-240241-29Y-2.000-1.000	---	---	---	10.0000 22/06/2015	---	---	---	---	---
68,288,487	1.00	4.30	Actual/Actual	24/02/2042	30	---	24/02	4.30	1	GGB-FXD-240242-30Y-2.000-1.000	---	---	---	10.0000 22/06/2015	---	---	---	---	---
4,000,000	1,000.00	3.88	Actual/Actual	12/03/2029	10	---	12/03	3.88	1	GGB-FXD-120329-10Y-3.875-1.000	---	---	---	---	---	---	100.0000	B	15/10/2019
4,500,000	1,000.00	0.00	Actual/Actual	12/02/2026	5	---	12/02	0.00	1	GGB-FXD-120226-05Y-0.000-1.000	---	---	---	---	---	---	---	---	---
2,209,163	1,000.00	3.38	Actual/Actual	15/02/2025	7	---	15/02	3.38	1	GGB-FXD-150225-07Y-3.375-1.000	---	---	---	---	---	---	---	---	---
964,000	1,000.00	3.25	Actual/Actual	20/03/2025	6	---	20/03	3.25	1	GGB-FXD-200325-06Y-3.250-1.000	---	---	---	---	---	---	---	---	---
2,100,000	1,000.00	3.55	Actual/Actual	20/03/2026	7	---	20/03	3.55	1	GGB-FXD-200326-07Y-3.550-1.000	---	---	---	---	---	---	---	---	---
40,000	1,000.00	2.18	FLR Actual/360	16/09/2023	1	---	16/03 - 16/09	---	1	GGB-FLT-160923-01Y-2.178-1.000	---	---	---	---	---	---	---	---	---
5,500,000	1,000.00	1.50	Actual/Actual	18/06/2030	10	---	18/06	1.50	1	GGB-FXD-180630-10Y-1.500-1.000	---	---	---	---	---	---	---	---	---
3,500,000	1,000.00	4.38	Actual/Actual	18/07/2038	15	---	18/07	4.38	1	GGB-FXD-180738-15Y-4.375-1.000	---	---	---	---	---	---	---	---	---

Government Bonds Notes

Transactions Volume = (Pieces) * (Nominal Price). Transactions Value = (Pieces) * (Nominal Price) * (price %) + (Accrued interest).

The Value of current coupon for the issues with NV 0.01 euro refers to NV 100 euros

FLR: Floating Interest Rate.

[1] - The Expiration Date of the interest bearing period and the Date for coupon payment.

Government Bonds

Number Listed Bonds	Nominal price	Today's Rate	Accrued Interest Calc	Exp. Date [1]	Duration (years)	Note	Coupons Date	Curr. coupon value	Trading Unit	Government Bonds	Price min	Price max	Closing price	Previous closing price/date	Volume	Transactions Value	Price	Last order Buy / Sell	Date
5,364,250	1,000.00	3.25	Actual/Actual	20/03/2050	30	---	20/03	3.25	1	GGB-FXD-200350-30Y-3.250-1.000	---	---	---	---	---	---	---	---	---
3,924,361	1,000.00	2.00	Actual/Actual	22/04/2027	7	---	22/04	2.00	1	GGB-FXD-220427-07Y-2.000-1.000	---	---	---	---	---	---	99.9000	B	22/04/2020
2,500,000	1,000.00	1.88	Actual/Actual	23/07/2026	7	---	23/07	1.88	1	GGB-FXD-230726-07Y-1.875-1.000	---	---	---	---	---	---	---	---	---
4,050,000	1,000.00	4.25	Actual/Actual	15/06/2033	10	---	15/06	4.25	1	GGB-FXD-150633-10Y-4.250-1.000	---	---	---	---	---	---	---	---	---
3,500,000	1,000.00	1.88	Actual/Actual	24/01/2052	30	---	24/01	1.88	1	GGB-FXD-240152-30Y-1.875-1.000	---	---	---	---	---	---	---	---	---
3,700,000	1,000.00	1.75	Actual/Actual	18/06/2032	10	---	18/06	1.75	1	GGB-FXD-180632-10Y-1.750-1.000	---	---	---	---	---	---	---	---	---
2,200,000	1,000.00	1.13	FLR Actual/360	15/12/2027	5	---	- 15/12 - 15/03 -	---	1	GGB-FLT-151227-05Y-1.130-1.000	---	---	---	---	---	---	102.1600	B	30/12/2022

Government Bonds Notes

Transactions Volume = (Pieces) * (Nominal Price). Transactions Value = (Pieces) * (Nominal Price) * (price %) + (Accrued interest).

The Value of current coupon for the issues with NV 0.01 euro refers to NV 100 euros

FLR: Floating Interest Rate.

[1] - The Expiration Date of the interest bearing period and the Date for coupon payment.

Treasury Bills & Zero Coupon Government Bonds

Issue Date	13-Week Maturity									26-Week Maturity									52-Week Maturity								
	Exp. Date	Initial Rate	Num Listed Bonds	Nominal price	Issue price	Last Trade Price	Last Trade Date	Volume Traded	Note	Exp. Date	Initial Rate	Num Listed Bonds	Nominal price	Issue price	Last Trade Price	Last Trade Date	Volume Traded	Note	Exp. Date	Initial Rate	Num Listed Bonds	Nominal price	Issue price	Last Trade Price	Last Trade Date	Volume Traded	Note
09/12/2022	---	---	---	---	---	---	---	---	---	---	---	---	---	---	---	---	---	---	08/12/2023	2.73	600,000	1,000.00	973.10	---	---	---	---
10/03/2023	---	---	---	---	---	---	---	---	---	---	---	---	---	---	---	---	---	---	08/03/2024	3.75	1,000,000	1,000.00	963.46	---	---	---	---
09/06/2023	---	---	---	---	---	---	---	---	---	---	---	---	---	---	---	---	---	---	07/06/2024	3.84	1,600,000	1,000.00	962.60	---	---	---	---
08/09/2023	---	---	---	---	---	---	---	---	---	---	---	---	---	---	---	---	---	---	08/09/2024	3.81	812,500	1,000.00	962.90	---	---	---	---

Bonds in Circulation	Currency / Min nominal traded Value	Coupons Payment Date	Current Coupon Value	Note	Coupon	Trading Unit	Issue Date	Duration (years)	Today's Interest	A.I.C in days	Bonds	Last price of previous days		Last Outcry in Cash (euro)		Trades in Pieces	Life min	Life Max	
												Price	Buy / Sell	Price	Buy / Sell				
Corporate Bonds in Foreign Currency and Euro																			
103,746	GBP / 10	01/12	0.25	---	64	1	01/12/1930	98	2.5	360	National Mortgage Bank	2.27	05/02/1996	2.27	S	05/02/1996	---	2.27	2.27
0	GBP / 10	01/12	0.25	---	66	1	01/12/1928	100	2.5	360	National Mortgage Bank	---	---	---	---	---	---	---	---

Government Bonds Notes

A.I.C: Accrued Interest Calculation base.

FLR: Floating Interest Rate.

The minimum tradeable Nominal Value for all Demeterialised Government Titles is 100 Euros.

(μτφρ-0)

Athex & ATHEXClear Members List

Member Name				Stock Market			Derivatives Market		ATHEXClear Member	
	Address	Phone	Fax	Market Member	Remote Member	Market Maker	Proprietary	Market Maker	General Clearing	Direct Clearing
A. SARRIS SECURITIES S.A.				a						
6, ΔΡΑΓΑΤΣΑΝΙΟΥ 6 ΑΘΗΝΑ	2103367700									
ΑΕΟΝIC SECURITIES C.I.F. P.L.C.				a						
, ΛΑΪΟΥ 6, ΓΡ. 301B, ANNA COURT	35725337600									
ALPHA BANK S.A.									a	
, ΣΤΑΔΙΟΥ 40 ΑΘΗΝΑ	2103260000									
ALPHA FINANCE INVESTMENT SERVICES SINGLE MEMBER SA				a		a	a	a		a
5, ΠΑΝΕΠΙΣΤΗΜΙΟΥ 45 ΑΘΗΝΑ	2103677400									
ARGUS STOCKBROKERS LTD				a	a		a			
25, 25 ΛΕΩΦΟΡΟΣ ΔΗΜΟΣΘΕΝΗ ΣΕΒΕΡΗ	0035722717000									
ATLANTIC SECURITIES LTD				a	a					
37, ΠΡΟΔΡΟΜΟΥ 37	0035722445400									
AXON SECURITIES S.A.				a			a			
48, ΣΤΑΔΙΟΥ 48 ΑΘΗΝΑ	2103363800									
BETA SECURITIES S.A.				a		a	a			a
29, Α.ΑΛΕΞΑΝΔΡΑΣ 29 ΑΘΗΝΑ	2106478930									
BNP PARIBAS S.A.									a	
, ΛΑΜΨΑΚΟΥ 2 ΑΘΗΝΑ	2107468525									
BOFA SECURITIES EUROPE SA				a	a					
, 112 AVENUE KL?BER 75116	+33 153655555									
CAPITAL SECURITIES S.A.				a			a			
58, ΜΗΤΡΟΠΟΛΕΩΣ 58 ΑΘΗΝΑ	2103369700									
CITIGROUP GLOBAL MARKETS EUROPE AG				a	a					
16, REUTERWEG 16	+49 691366-0									
CITIGROUP GLOBAL MARKETS LIMITED				a						
1, 33 CANADA SQUARE -CANARY WHARF	+44 02079864000									
CREDIT SUISSE BANK (EUROPE), S.A.				a	a					
, CALLE AYALA 42, 3A PLANTA-B MADRID	+34917916000									
CREDIT SUISSE SECURITIES (EUROPE) LIMITED				a						
1, ONE CABOT SQUARE LONDON	+44 2078888888									
CYCLOS SECURITIES S.A.				a			a			
39, ΧΑΡΙΛΑΟΥ ΤΡΙΚΟΥΠΗ 6-8-10 ΑΘΗΝΑ	2103364300									
DEUTSCHE BANK S.A.					a					
1, GREAT WINCHESTER STREET LONDON	+44 20 754 54209	00441133361437								
EUROBANK EQUITIES INVESTMENT FIRM SINGLE MEMBER SA				a		a	a	a		a
, ΦΙΛΕΛΛΗΝΩΝ 10 & ΞΕΝΟΦΩΝΤΟΣ 13 ΑΘΗΝΑ	2103720425									
EUROBANK S.A.									a	
, ΟΘΩΝΟΣ 8 ΑΘΗΝΑ	2144043907									
EUROCORP INVESTMENT SERVICES S.A.				a			a			a
14, ΠΛ.ΦΙΛΙΚΗΣ ΕΤΑΙΡΕΙΑΣ 14 ΑΘΗΝΑ	2107263600									
EUOTRUST INVESTMENT FIRM SA				a						
113, ΣΕΒΑΣΤΟΥΠΟΛΕΩΣ 113 ΑΘΗΝΑ	2103363100									
EUROXX SECURITIES S.A.				a		a	a	a		a
7, ΠΑΛΑΙΟΛΟΓΟΥ ΧΑΛΑΝΔΡΙ	(210)-6879400	(210)-6879401								
7, ΠΑΛΕΟΛΟΓΟΥ ΧΑΛΑΝΔΡΙ	+30 2106879400	210-6879401								
FREEDOM FINANCE EUROPE LTD				a	a					
, ΧΡΙΣΤΑΚΗ ΚΡΑΝΟΥ 20	035725257786									
G. A. PERVANAS SECURITIES- INVESTMENT SERVICES S.A.				a						
7-9, ΣΟΦΟΚΛΕΟΥΣ 7-9 ΑΘΗΝΑ	2103727200									
GLOBAL CAPITAL SECURITIES & FINANCIAL SERVICES LTD				a	a					
50, ΛΑΡΧΙΕΠΙΣΚΟΠΟΥ ΜΑΚΑΡΙΟΥ Γ50	0035722710710									
GREENPOST TRADING EUROPE LTD				a	a	a				
, ΚΙΜΩΝΟΣ 3, ACROPOLIS MANSIONS, 2ND FLOOR, FLAT/OFFICE 202	035722521389									
HELLENIC AMERICAN SECURITIES S.A.				a		a	a			a
27, ΑΝΔΡΕΑ ΠΑΠΑΝΔΡΕΟΥ 27 ΜΑΡΟΥΣΙ	2103311100									
HELLENIC BANK (INVESTMENTS) LTD					a					
, ΑVE.ΚΥΡΙΑΚΟΥ ΜΑΤΣΙ 31 - ΡΟ ΒΟΧ 24747 NICOSIA	+357 22500100	357 22500110								
HSBC CONTINENTAL EUROPE									a	
109-111, Α.ΜΕΣΟΓΕΙΩΝ 109-111	2106960000									
INDEX SECURITIES S.A.				a						
6, ΔΡΑΓΑΤΣΑΝΙΟΥ 6 ΑΘΗΝΑ	2103213920									

Athex & ATHEXClear Members List

Member Name				Stock Market			Derivatives Market		ATHEXClear Member	
	Address	Phone	Fax	Market Member	Remote Member	Market Maker	Proprietary	Market Maker	General Clearing	Direct Clearing
J. CHR. MAVRIKIS SECURITIES S.A.				a						
5, ΣΟΦΟΚΛΕΟΥΣ 5 ATHINA	2103216730									
KAPPA SECURITIES S.A.				a			a			
15, ΒΑΛΑΩΡΙΤΟΥ 15 ATHINA	2103678600									
KARAMANOF SECURITIES & INVESTMENT SERVICES S.A.				a						
2, ΠΛΑΤ.ΘΕΟΔΩΡΩΝ 2 ATHINA	2103212947									
LAIKI FINANCIAL SERVICES LTD					a					
26, AVE. VYRONOS NICOSIA	357 22367367	357 22718567								
LEON DEPOLAS SECURITIES S.A.				a		a	a			
1, ΧΡΗΣΤΟΥ ΛΑΔΑ 1 ATHINA	2103213276 -28									
MEGA EQUITY SECURITIES & FINANCIAL SERVICES PUBLIC LTD				a	a		a			
42-44, ΛΕΩΦ.ΓΡΙΒΑ ΔΙΓΕΝΗ 42-44	0035722711711									
MERIT SECURITIES S.A				a		a	a			a
5, ΣΟΦΟΚΛΕΟΥΣ 5 ATHINA	2103671880									
MERRILL LYNCH INTERNATIONAL				a						
2, 2 KING EDWARD STREET LONDON	+44 20276281000									
N. CHRYSOCHOIDIS SECURITIES S.A.				a			a			a
7-9, ΣΟΦΟΚΛΕΟΥΣ 7-9 ATHINA	2103213913									
NATIONAL BANK OF GREECE S.A.				a		a	a		a	
86, ΑΙΟΛΟΥ STR. ATHINA	(210)-3341000	(210)-3228187								
68, ΑΚΑΔΙΜΙΑΣ STR. ATHINA	(210)-3328817	(210)-3328678								
NATIONAL SECURITIES SINGLE MEMBER SA				a		a	a	a		
66, ΛΕΩΦΟΡΟΣ ΑΘΗΝΩΝ 128-132 & ΦΙΓΕΝΙΑΣ ATHINA	2103328784									
NUNTIUS BROKERAGE AND INVESTMENT SERVICES S.A				a						
6, ΔΡΑΓΑΤΣΑΝΙΟΥ 6 ATHINA	2103350599									
ONE PLUS CAPITAL LIMITED				a	a					
, 75 PRODROMOU AVENUE NICOSIA 1307	35722873760									
OPTIMA BANK S.A.				a		a	a	a	a	
32, ΑΙΓΙΛΕΙΑΣ 32 & ΠΑΡΑΔΕΙΣΟΥ MAROUSI	2108173663									
PANCRETA BANK S.A									a	
, ΙΚΑΡΟΥ 5	2810338746									
PANTELAKIS SECURITIES S.A.				a		a	a	a		
57, ΕΘΝΙΚΗΣ ΑΝΤΙΣΤΑΣΕΩΣ 57, ΚΤΙΠΙΟ Β CHALANDRI	2106965000									
PIRAEUS BANK S.A.				a			a		a	
, ΑΜΕΡΙΚΗΣ 4 ATHINA	2103335000									
PIRAEUS SECURITIES S. A.				a		a	a	a		a
10, ΣΤΑΔΙΟΥ 10 ATHINA	2103354100									
PROCHOICE SECURITIES LTD				a	a					
57, ΛΕΩΦ.ΣΠΥΡΟΥ ΚΥΠΡΙΑΝΟΥ 57, ΑΚΙΝΗΤΑ Φ	035724661192									
SHARELINK SECURITIES & FINANCIAL SERVICES LTD				a			a			
6, HOUSE-ΘΕΟΤΟΚΗ 6 ΜΕΓΑΡΟ ΕΛΛΗΝΑ	+357 22554200									
SOCIETE GENERALE S.A.				a	a		a			
, 17 COURS VALMY, CEDEX	+157290504									
SOLIDUS SECURITIES S.A				a			a			a
64, ΛΟΥΙΖΗΣ ΠΙΑΝΚΟΥΡ 64 ATHINA	2106900600									
ST. EM. LAVRENTAKIS SECURITIES S.A.				a			a			
7-9, ΣΟΦΟΚΛΕΟΥΣ 7-9 ATHINA	2103213336									
THE CYPRUS INVESTMENT & SECURITIES CORPORATION LTD				a	a					
154, ΑΓΙΟΥ ΠΡΟΚΟΠΙΟΥ & ΠΟΣΕΙΔΩΝΟΣ 1	0035722121700									
UBS EUROPE SE				a	a					
, OPERNTURM, BOCKENHEIMER LANDSTRASSE 2-4	496921790									
UBS LIMITED					a					
1, FINSBURY AVENUE LONDON	+44 2075687135									

List of Stocks under Market Making operations

Securities	Market Maker	Start Market Making	Stock Category
MLS MULTIMEDIA SA (CR)			Suspension Status
	PIRAEUS SECURITIES S. A.	01/08/2019	
ALPHA ETF FTSE Athex Large Cap			Exchange Traded Funds (ETFs)
	ALPHA FINANCE INVESTMENT SERVICES SINGLE MEMBER SA	02/01/1900	
	NATIONAL SECURITIES SINGLE MEMBER SA	02/01/1900	
ADMIE (IPTO) HOLDING S.A. (CR)			Main Market
	EUROBANK EQUITIES INVESTMENT FIRM SINGLE MEMBER SA	24/05/2021	
	HELLENIC AMERICAN SECURITIES S.A.	09/03/2020	
	PIRAEUS SECURITIES S. A.	29/06/2017	
AEGEAN AIRLINES (CR)			Main Market
	EUROBANK EQUITIES INVESTMENT FIRM SINGLE MEMBER SA	22/09/2020	
ALPHA SERVICES HOLD (CR)			Main Market
	ALPHA FINANCE INVESTMENT SERVICES SINGLE MEMBER SA	29/02/2016	
	EUROBANK EQUITIES INVESTMENT FIRM SINGLE MEMBER SA	22/10/2006	
	GREENPOST TRADING EUROPE LTD	12/06/2023	
	HELLENIC AMERICAN SECURITIES S.A.	25/07/2014	
	LEON DEPOLAS SECURITIES S.A.	04/01/2016	
	MERIT SECURITIES S.A	03/09/2012	
	NATIONAL SECURITIES SINGLE MEMBER SA	02/01/1900	
	PIRAEUS SECURITIES S. A.	28/05/2009	
ALPHA TRUST (CR)			Main Market
	EUROBANK EQUITIES INVESTMENT FIRM SINGLE MEMBER SA	06/02/2023	
	LEON DEPOLAS SECURITIES S.A.	04/01/2021	
ALUMIL (CR)			Main Market
	PIRAEUS SECURITIES S. A.	31/07/2023	
ANDROMEDA SA (CR)			Main Market
	BETA SECURITIES S.A.	15/02/2021	
	OPTIMA BANK S.A.	03/04/2023	
ATTICA BANK S.A. (CR)			Main Market
	EUROXX SECURITIES S.A.	22/01/2016	
	PIRAEUS SECURITIES S. A.	20/09/2017	
AUSTRIACARD (CB)			Main Market
	BETA SECURITIES S.A.	23/03/2023	
	EUROBANK EQUITIES INVESTMENT FIRM SINGLE MEMBER SA	15/05/2023	
AUTOHELLAS SA (CR)			Main Market
	ALPHA FINANCE INVESTMENT SERVICES SINGLE MEMBER SA	01/07/2019	
	EUROXX SECURITIES S.A.	02/07/2018	
AVAX S.A. (CR)			Main Market
	EUROBANK EQUITIES INVESTMENT FIRM SINGLE MEMBER SA	14/12/2015	
	OPTIMA BANK S.A.	04/09/2023	
	PIRAEUS SECURITIES S. A.	01/02/2021	
AVE (CR)			Main Market
	EUROXX SECURITIES S.A.	05/06/2020	
BRIQ PROPERTIES (CR)			Main Market
	EUROBANK EQUITIES INVESTMENT FIRM SINGLE MEMBER SA	09/09/2019	
	LEON DEPOLAS SECURITIES S.A.	22/02/2021	
CC HBC AG (CR)			Main Market
	BETA SECURITIES S.A.	08/03/2021	
	NATIONAL SECURITIES SINGLE MEMBER SA	02/01/1900	
	PIRAEUS SECURITIES S. A.	04/05/2015	
CENERGY HOLDINGS (CB)			Main Market
	ALPHA FINANCE INVESTMENT SERVICES SINGLE MEMBER SA	02/01/2016	
	EUROBANK EQUITIES INVESTMENT FIRM SINGLE MEMBER SA	02/01/2016	
	OPTIMA BANK S.A.	14/03/2022	
	PANTELAKIS SECURITIES S.A.	27/12/2022	
CNL CAPITAL (CR)			Main Market
	MERIT SECURITIES S.A	01/10/2018	
DIMAND (CR)			Main Market
	ALPHA FINANCE INVESTMENT SERVICES SINGLE MEMBER SA	08/08/2022	
	EUROBANK EQUITIES INVESTMENT FIRM SINGLE MEMBER SA	08/08/2022	
	PANTELAKIS SECURITIES S.A.	15/05/2023	
EKTER SA (CR)			Main Market
	BETA SECURITIES S.A.	26/09/2022	
	EUROBANK EQUITIES INVESTMENT FIRM SINGLE MEMBER SA	16/10/2017	
	LEON DEPOLAS SECURITIES S.A.	21/05/2018	
ELASTRON (CR)			Main Market
	LEON DEPOLAS SECURITIES S.A.	20/02/2017	

List of Stocks under Market Making operations

Securities	Market Maker	Start Market Making	Stock Category
ELLAKTOR (CR)			Main Market
	ALPHA FINANCE INVESTMENT SERVICES SINGLE MEMBER SA	18/03/2019	
	EUROBANK EQUITIES INVESTMENT FIRM SINGLE MEMBER SA	01/06/2012	
	EUROXX SECURITIES S.A.	24/09/2018	
	NATIONAL SECURITIES SINGLE MEMBER SA	02/01/1900	
	PIRAEUS SECURITIES S. A.	22/10/2018	
ELTON SA (CR)			Main Market
	EUROBANK EQUITIES INVESTMENT FIRM SINGLE MEMBER SA	28/11/2022	
	OPTIMA BANK S.A.	30/01/2023	
ELVALHALCOR (CR)			Main Market
	ALPHA FINANCE INVESTMENT SERVICES SINGLE MEMBER SA	07/05/2018	
	BETA SECURITIES S.A.	09/01/2023	
	EUROBANK EQUITIES INVESTMENT FIRM SINGLE MEMBER SA	07/05/2018	
ENTERSOFT (CR)			Main Market
	ALPHA FINANCE INVESTMENT SERVICES SINGLE MEMBER SA	23/03/2023	
	EUROBANK EQUITIES INVESTMENT FIRM SINGLE MEMBER SA	22/06/2020	
EUROBANK HOLDINGS (CR)			Main Market
	ALPHA FINANCE INVESTMENT SERVICES SINGLE MEMBER SA	09/01/2006	
	EUROBANK EQUITIES INVESTMENT FIRM SINGLE MEMBER SA	01/06/2012	
	GREENPOST TRADING EUROPE LTD	12/06/2023	
	HELLENIC AMERICAN SECURITIES S.A.	25/07/2014	
	LEON DEPOLAS SECURITIES S.A.	30/11/2018	
	MERIT SECURITIES S.A.	06/11/2017	
	NATIONAL SECURITIES SINGLE MEMBER SA	02/01/1900	
	PIRAEUS SECURITIES S. A.	28/09/2009	
EUROCONSULTANTS S.A. (CR)			Main Market
	OPTIMA BANK S.A.	01/02/2023	
EYDAP S.A. (CR)			Main Market
	ALPHA FINANCE INVESTMENT SERVICES SINGLE MEMBER SA	27/01/2020	
	EUROBANK EQUITIES INVESTMENT FIRM SINGLE MEMBER SA	10/06/2019	
FOURLIS (CR)			Main Market
	EUROBANK EQUITIES INVESTMENT FIRM SINGLE MEMBER SA	01/12/2016	
	PIRAEUS SECURITIES S. A.	06/03/2017	
GEK TERNA (CR)			Main Market
	BETA SECURITIES S.A.	08/03/2021	
	EUROBANK EQUITIES INVESTMENT FIRM SINGLE MEMBER SA	24/05/2021	
	PIRAEUS SECURITIES S. A.	29/08/2019	
GR. SARANTIS S.A. (CR)			Main Market
	BETA SECURITIES S.A.	14/05/2012	
	EUROBANK EQUITIES INVESTMENT FIRM SINGLE MEMBER SA	24/10/2016	
HELLENIC EXCHANGES-A.S.E. (CR)			Main Market
	HELLENIC AMERICAN SECURITIES S.A.	01/09/2014	
	NATIONAL SECURITIES SINGLE MEMBER SA	02/01/1900	
	PIRAEUS SECURITIES S. A.	04/05/2015	
HELLENIQ ENERGY (CR)			Main Market
	HELLENIC AMERICAN SECURITIES S.A.	14/09/2015	
	PIRAEUS SECURITIES S. A.	20/03/2017	
IDEAL HOLDINGS (CR)			Main Market
	EUROBANK EQUITIES INVESTMENT FIRM SINGLE MEMBER SA	07/06/2021	
	PIRAEUS SECURITIES S. A.	07/06/2021	
INTERCONTINENTAL (CR)			Main Market
	LEON DEPOLAS SECURITIES S.A.	03/06/2019	
INTERLIFE G.C.I.(CR)			Main Market
	BETA SECURITIES S.A.	24/10/2022	
INTERWOOD-XYLEMPORIA (CR)			Main Market
	EUROBANK EQUITIES INVESTMENT FIRM SINGLE MEMBER SA	05/07/2021	
	PANTELAKIS SECURITIES S.A.	01/07/2021	
INTRAKAT (CR)			Main Market
	BETA SECURITIES S.A.	04/10/2021	
	PANTELAKIS SECURITIES S.A.	10/10/2022	
JUMBO SA (CR)			Main Market
	BETA SECURITIES S.A.	01/02/2021	
	EUROBANK EQUITIES INVESTMENT FIRM SINGLE MEMBER SA	25/05/2020	
	GREENPOST TRADING EUROPE LTD	12/06/2023	
	MERIT SECURITIES S.A.	06/11/2017	
	PIRAEUS SECURITIES S. A.	06/03/2017	

List of Stocks under Market Making operations

Securities	Stock Category
Market Maker	Start Market Making
KLOUKINAS - LAPPAS SA (CR)	Main Market
OPTIMA BANK S.A.	02/01/2023
KRI-KRI S.A. (CR)	Main Market
EUROBANK EQUITIES INVESTMENT FIRM SINGLE MEMBER SA	07/05/2018
LEON DEPOLAS SECURITIES S.A.	16/01/2017
LAMDA DEVELOPMENT SA (CR)	Main Market
EUROBANK EQUITIES INVESTMENT FIRM SINGLE MEMBER SA	08/12/2014
PANTELAKIS SECURITIES S.A.	06/11/2017
PIRAEUS SECURITIES S. A.	29/06/2017
LAMPASA HOTEL SA (CR)	Main Market
LEON DEPOLAS SECURITIES S.A.	16/01/2017
MIG (CR)	Main Market
PIRAEUS SECURITIES S. A.	02/02/2009
MOTODYNAMICS S.A. (CR)	Main Market
OPTIMA BANK S.A.	25/08/2023
MOTOR OIL (CR)	Main Market
BETA SECURITIES S.A.	08/03/2021
EUROBANK EQUITIES INVESTMENT FIRM SINGLE MEMBER SA	22/10/2006
GREENPOST TRADING EUROPE LTD	12/06/2023
LEON DEPOLAS SECURITIES S.A.	01/04/2019
MERIT SECURITIES S.A	25/02/2019
NATIONAL SECURITIES SINGLE MEMBER SA	02/01/1900
PIRAEUS SECURITIES S. A.	04/05/2015
MPLE KEDROS (CR)	Main Market
MERIT SECURITIES S.A	30/09/2022
MYTILINEOS (CR)	Main Market
ALPHA FINANCE INVESTMENT SERVICES SINGLE MEMBER SA	15/04/2019
BETA SECURITIES S.A.	11/04/2022
EUROBANK EQUITIES INVESTMENT FIRM SINGLE MEMBER SA	20/09/2017
GREENPOST TRADING EUROPE LTD	12/06/2023
MERIT SECURITIES S.A	25/02/2019
NATIONAL SECURITIES SINGLE MEMBER SA	02/01/1900
PIRAEUS SECURITIES S. A.	04/05/2015
NATIONAL BANK (CR)	Main Market
ALPHA FINANCE INVESTMENT SERVICES SINGLE MEMBER SA	09/01/2006
EUROBANK EQUITIES INVESTMENT FIRM SINGLE MEMBER SA	22/10/2006
GREENPOST TRADING EUROPE LTD	12/06/2023
HELLENIC AMERICAN SECURITIES S.A.	25/07/2014
LEON DEPOLAS SECURITIES S.A.	20/05/2015
MERIT SECURITIES S.A	03/09/2012
NATIONAL SECURITIES SINGLE MEMBER SA	02/01/1900
PIRAEUS SECURITIES S. A.	08/09/2008
OPAP (CR)	Main Market
ALPHA FINANCE INVESTMENT SERVICES SINGLE MEMBER SA	09/01/2006
BETA SECURITIES S.A.	11/04/2022
EUROBANK EQUITIES INVESTMENT FIRM SINGLE MEMBER SA	22/10/2006
GREENPOST TRADING EUROPE LTD	12/06/2023
HELLENIC AMERICAN SECURITIES S.A.	25/07/2014
MERIT SECURITIES S.A	20/03/2017
NATIONAL SECURITIES SINGLE MEMBER SA	02/01/1900
PIRAEUS SECURITIES S. A.	04/05/2015
OTE (CR)	Main Market
ALPHA FINANCE INVESTMENT SERVICES SINGLE MEMBER SA	09/01/2006
BETA SECURITIES S.A.	11/04/2022
EUROBANK EQUITIES INVESTMENT FIRM SINGLE MEMBER SA	22/10/2006
GREENPOST TRADING EUROPE LTD	12/06/2023
HELLENIC AMERICAN SECURITIES S.A.	25/07/2014
LEON DEPOLAS SECURITIES S.A.	20/04/2015
MERIT SECURITIES S.A	20/03/2017
NATIONAL SECURITIES SINGLE MEMBER SA	02/01/1900
PIRAEUS SECURITIES S. A.	08/09/2008
P.P.A. S.A. (CR)	Main Market
EUROBANK EQUITIES INVESTMENT FIRM SINGLE MEMBER SA	06/02/2019
PAPOUTSANIS (CR)	Main Market
ALPHA FINANCE INVESTMENT SERVICES SINGLE MEMBER SA	19/11/2018
BETA SECURITIES S.A.	25/11/2013

List of Stocks under Market Making operations

Securities	Stock Category
Market Maker	Start Market Making
PETROPOULOS PETROS (CR)	Main Market
EUROBANK EQUITIES INVESTMENT FIRM SINGLE MEMBER SA	01/04/2019
PANTELAKIS SECURITIES S.A.	16/03/2020
PIRAEUS FINANCIAL HOLD (CR)	Main Market
ALPHA FINANCE INVESTMENT SERVICES SINGLE MEMBER SA	15/04/2019
EUROBANK EQUITIES INVESTMENT FIRM SINGLE MEMBER SA	22/10/2006
EUROXX SECURITIES S.A.	15/02/2016
GREENPOST TRADING EUROPE LTD	12/06/2023
HELLENIC AMERICAN SECURITIES S.A.	25/07/2014
LEON DEPOLAS SECURITIES S.A.	30/11/2018
MERIT SECURITIES S.A.	16/09/2013
NATIONAL SECURITIES SINGLE MEMBER SA	02/01/1900
PIRAEUS SECURITIES S. A.	16/02/2009
PPC (CR)	Main Market
ALPHA FINANCE INVESTMENT SERVICES SINGLE MEMBER SA	09/01/2006
BETA SECURITIES S.A.	01/02/2021
EUROBANK EQUITIES INVESTMENT FIRM SINGLE MEMBER SA	22/10/2006
GREENPOST TRADING EUROPE LTD	12/06/2023
HELLENIC AMERICAN SECURITIES S.A.	01/09/2014
MERIT SECURITIES S.A.	06/11/2017
NATIONAL SECURITIES SINGLE MEMBER SA	02/01/1900
PIRAEUS SECURITIES S. A.	28/09/2009
PREMIA (CR)	Main Market
BETA SECURITIES S.A.	01/06/2021
LEON DEPOLAS SECURITIES S.A.	05/12/2022
PANTELAKIS SECURITIES S.A.	23/12/2021
PROFILE SA (CR)	Main Market
OPTIMA BANK S.A.	03/04/2023
PANTELAKIS SECURITIES S.A.	01/07/2019
QUALITY & RELIABILITY SA (CR)	Main Market
OPTIMA BANK S.A.	03/01/2023
QUEST HOLDINGS (CR)	Main Market
BETA SECURITIES S.A.	26/03/2018
EUROBANK EQUITIES INVESTMENT FIRM SINGLE MEMBER SA	28/01/2019
REVOIL (CR)	Main Market
BETA SECURITIES S.A.	26/06/2023
SIDMA STEEL (CR)	Main Market
OPTIMA BANK S.A.	25/05/2023
SPACE HELLAS SA (CR)	Main Market
MERIT SECURITIES S.A.	09/12/2022
TECHNICAL OLYMPIC SA (CR)	Main Market
OPTIMA BANK S.A.	05/07/2023
TERNA ENERGY (CR)	Main Market
EUROBANK EQUITIES INVESTMENT FIRM SINGLE MEMBER SA	24/05/2021
PIRAEUS SECURITIES S. A.	09/12/2019
THRACE PLASTICS SA (CR)	Main Market
ALPHA FINANCE INVESTMENT SERVICES SINGLE MEMBER SA	26/03/2018
EUROBANK EQUITIES INVESTMENT FIRM SINGLE MEMBER SA	26/03/2018
TITAN CEMENT (CB)	Main Market
BETA SECURITIES S.A.	01/02/2021
EUROBANK EQUITIES INVESTMENT FIRM SINGLE MEMBER SA	06/11/2019
PIRAEUS SECURITIES S. A.	18/01/2021
TZIRAKIAN PROFIL (CR)	Main Market
LEON DEPOLAS SECURITIES S.A.	19/07/2021
VIOHALCO SA/NV (CB)	Main Market
ALPHA FINANCE INVESTMENT SERVICES SINGLE MEMBER SA	11/03/2008
EUROBANK EQUITIES INVESTMENT FIRM SINGLE MEMBER SA	04/03/2014
MERIT SECURITIES S.A.	17/03/2014

Underlying Asset				Derivatives Market													
Price max	Price min	Closing price	change	Delivery Month	Open price	Price max	Price min	Last price	Closing price	Last Bid	Last Ask	Fixing price*	Life high	Life low	Trades	Volume	Open Interest
FTSE/Athex Large Cap				(Trade Unit: 1 Index Point x 2€, Cash Settlement)													
3,024.51	2,948.33	2,965.43	-1.76%	September 2023	3,000.00	3,015.00	2,946.50	2,965.00	2,965.00	---	---	---	3,293.25	---	164	1,239	1,735
				October 2023	3,020.00	3,020.00	2,944.00	2,964.50	2,964.50	---	---	---	3,239.25	---	236	1,367	990
				November 2023	2,996.25	2,996.25	2,965.00	2,965.00	2,965.00	---	---	---	3,094.00	---	5	71	206
				December 2023	---	---	---	---	3,034.25	---	---	---	---	---	---	---	---
				March 2024	---	---	---	---	3,049.50	---	---	---	---	---	---	---	---
				June 2024	---	---	---	---	3,066.00	---	---	---	---	---	---	---	---
FTSE/Athex Banks				(Trade Unit: 1 Index Point x 15€, Cash Settlement)													
967.20	930.85	938.41	-2.57%	September 2023	960.00	960.00	932.75	948.50	948.50	---	---	---	1,134.75	---	22	956	2,040
				December 2023	977.50	977.50	950.25	964.00	964.00	---	---	---	1,024.75	---	15	765	90
				March 2024	---	---	---	---	973.00	---	---	---	---	---	---	---	---
				June 2024	---	---	---	---	978.25	---	---	---	---	---	---	---	---
MSCI GREECE REBASED				(Trade Unit: 1 Index Point x 2€, Cash Settlement)													
4,798.01	4,664.05	4,695.00	-1.72%	September 2023	---	---	---	---	4,796.50	---	---	---	5,192.25	---	---	---	181
				October 2023	---	---	---	---	4,796.75	---	---	---	5,169.00	---	---	---	3
				November 2023	---	---	---	---	4,794.50	---	---	---	---	---	---	---	---
				December 2023	---	---	---	---	4,950.75	---	---	---	5,012.25	---	---	---	20
				January 2024	---	---	---	---	4,811.25	---	---	---	---	---	---	---	---
				February 2024	---	---	---	---	4,818.75	---	---	---	---	---	---	---	---
				March 2024	---	---	---	---	4,826.25	---	---	---	---	---	---	---	---
				June 2024	---	---	---	---	4,852.25	---	---	---	---	---	---	---	---

Derivatives notes

Fixing prices and final open positions can be retrieved from the following path <http://www.helex.gr/el/web/guest/statistics-end-of-day-derivatives>

Underlying Asset				Derivatives Market													
Price max	Price min	Closing price	change	Delivery Month	Open price	Price max	Price min	Last price	Closing price	Last Bid	Last Ask	Fixing price*	Life high	Life low	Trades	Volume	Open Interest
ADMIE (IPTO) HOLDING S.A. (CR)				(Contract Size: 100 Securities, Physical Delivery)													
2.17	2.105	2.14	-0.47%	September 2023	2.14	2.16	2.10	2.13	2.13	---	---	---	2.49	---	107	2,032	6,267
				December 2023	2.15	2.16	2.10	2.13	2.13	---	---	---	2.42	---	57	1,565	14,972
				March 2024	---	---	---	---	2.17	---	---	---	---	---	---	---	---
				June 2024	---	---	---	---	2.18	---	---	---	---	---	---	---	---
AEGEAN AIRLINES (CR)				(Contract Size: 100 Securities, Physical Delivery)													
12.5	11.8	11.82	-5.14%	September 2023	12.41	12.41	11.81	11.81	11.81	---	---	---	13.90	---	232	2,378	4,241
				December 2023	12.61	12.61	12.00	12.01	12.01	---	---	---	13.64	---	134	2,202	2,745
				March 2024	---	---	---	---	12.59	---	---	---	---	---	---	---	---
				June 2024	---	---	---	---	12.66	---	---	---	---	---	---	---	---
ALPHA SERVICES HOLD (CR)				(Contract Size: 100 Securities, Physical Delivery)													
1.377	1.322	1.3395	-1.58%	September 2023	1.37	1.37	1.32	1.33	1.33	---	---	---	1.72	---	334	35,022	138,896
				December 2023	1.38	1.39	1.34	1.36	1.36	---	---	---	1.65	---	316	31,189	80,190
				March 2024	---	---	---	---	1.37	---	---	---	---	---	---	---	---
				June 2024	---	---	---	---	1.38	---	---	---	---	---	---	---	---
AUTOHELLAS SA (CR)				(Contract Size: 100 Securities, Physical Delivery)													
13.7	13.14	13.38	-2.19%	September 2023	13.59	13.59	13.59	13.59	13.59	---	---	---	14.56	---	1	5	106
				December 2023	13.40	13.44	13.40	13.44	13.44	---	---	---	14.22	---	2	8	55
				March 2024	---	---	---	---	13.82	---	---	---	---	---	---	---	---
				June 2024	---	---	---	---	13.90	---	---	---	---	---	---	---	---
AVAX S.A. (CR)				(Contract Size: 100 Securities, Physical Delivery)													
1.326	1.286	1.308	0.15%	September 2023	1.31	1.32	1.30	1.32	1.32	---	---	---	1.80	---	59	183	940
				December 2023	1.32	1.32	1.32	1.32	1.32	---	---	---	1.49	---	2	125	758
				March 2024	---	---	---	---	1.32	---	---	---	---	---	---	---	---
				June 2024	---	---	---	---	1.33	---	---	---	---	---	---	---	---
CC HBC AG (CR)				(Contract Size: 100 Securities, Physical Delivery)													
26.59	25.9	26.05	-1.81%	September 2023	26.49	26.49	25.96	26.15	26.15	---	---	---	28.81	---	23	185	474
				December 2023	26.69	26.82	26.13	26.31	26.31	---	---	---	27.09	---	24	190	149
				March 2024	---	---	---	---	26.80	---	---	---	---	---	---	---	---
				June 2024	---	---	---	---	26.95	---	---	---	---	---	---	---	---
CENERGY HOLDINGS (CB)				(Contract Size: 100 Securities, Physical Delivery)													
6.95	6.6	6.7	-3.32%	September 2023	6.87	6.93	6.67	6.72	6.72	---	---	---	7.43	---	58	1,484	3,934
				December 2023	6.97	7.03	6.67	6.81	6.81	---	---	---	7.22	---	71	1,417	1,883
				March 2024	---	---	---	---	7.00	---	---	---	---	---	---	---	---
				June 2024	---	---	---	---	7.04	---	---	---	---	---	---	---	---

Derivatives notes

Fixing prices and final open positions can be retrieved from the following path <http://www.helex.gr/el/web/guest/statistics-end-of-day-derivatives>

Underlying Asset				Derivatives Market													
Price max	Price min	Closing price	change	Delivery Month	Open price	Price max	Price min	Last price	Closing price	Last Bid	Last Ask	Fixing price*	Life high	Life low	Trades	Volume	Open Interest
ELLAKTOR (CR)				(Contract Size: 100 Securities, Physical Delivery)													
2.2	2.095	2.11	-2.09%	September 2023	2.18	2.18	2.10	2.10	2.10	---	---	---	2.73	---	34	320	483
				December 2023	2.12	2.14	2.12	2.13	2.13	---	---	---	2.31	---	3	210	84
				March 2024	---	---	---	---	2.18	---	---	---	---	---	---	---	---
				June 2024	---	---	---	---	2.19	---	---	---	---	---	---	---	---
ELVALHALCOR (CR)				(Contract Size: 100 Securities, Physical Delivery)													
1.96	1.922	1.924	-3.22%	September 2023	1.92	1.92	1.91	1.92	1.92	---	---	---	2.45	---	16	360	1,363
				December 2023	1.95	1.95	1.93	1.93	1.93	---	---	---	2.09	---	12	350	1,203
				March 2024	---	---	---	---	2.01	---	---	---	---	---	---	---	---
				June 2024	---	---	---	---	2.02	---	---	---	---	---	---	---	---
EUROBANK HOLDINGS (CR)				(Contract Size: 100 Securities, Physical Delivery)													
1.478	1.412	1.44	-2.04%	September 2023	1.47	1.47	1.42	1.43	1.43	---	---	---	1.68	---	153	12,928	36,015
				December 2023	1.47	1.48	1.42	1.45	1.45	---	---	---	1.56	---	140	12,135	12,122
				March 2024	---	---	---	---	1.49	---	---	---	---	---	---	---	---
				June 2024	---	---	---	---	1.49	---	---	---	---	---	---	---	---
EYDAP S.A. (CR)				(Contract Size: 100 Securities, Physical Delivery)													
6.34	6.12	6.21	-1.27%	September 2023	6.28	6.28	6.19	6.23	6.23	---	---	---	7.18	---	26	408	1,141
				December 2023	6.38	6.38	6.23	6.30	6.30	---	---	---	6.52	---	27	410	1,352
				March 2024	---	---	---	---	6.35	---	---	---	---	---	---	---	---
				June 2024	---	---	---	---	6.39	---	---	---	---	---	---	---	---
FOURLIS (CR)				(Contract Size: 100 Securities, Physical Delivery)													
4.355	4.2	4.25	-1.62%	September 2023	4.26	4.26	4.19	4.19	4.19	---	---	---	5.07	---	10	51	617
				December 2023	4.33	4.33	4.23	4.26	4.26	---	---	---	4.50	---	27	61	152
				March 2024	---	---	---	---	4.36	---	---	---	---	---	---	---	---
				June 2024	---	---	---	---	4.39	---	---	---	---	---	---	---	---
GEK TERNA (CR)				(Contract Size: 102 Securities, Physical Delivery)													
12.96	12.52	12.7	-0.47%	September 2023	12.80	12.80	12.57	12.65	12.65	---	---	---	13.80	12.18	34	2,193	4,438
				December 2023	12.80	12.95	12.75	12.75	12.75	---	---	---	13.71	---	47	2,310	2,880
				March 2024	---	---	---	---	12.89	---	---	---	---	---	---	---	---
				June 2024	---	---	---	---	12.96	---	---	---	---	---	---	---	---
HELLENIC EXCHANGES-A.S.E. (CR)				(Contract Size: 100 Securities, Physical Delivery)													
4.835	4.63	4.75	-0.83%	September 2023	4.75	4.75	4.63	4.74	4.74	---	---	---	6.20	---	126	2,588	4,833
				December 2023	4.82	4.83	4.70	4.82	4.82	---	---	---	5.13	---	71	2,676	2,487
				March 2024	---	---	---	---	4.84	---	---	---	---	---	---	---	---
				June 2024	---	---	---	---	4.87	---	---	---	---	---	---	---	---

Derivatives notes

Fixing prices and final open positions can be retrieved from the following path <http://www.helex.gr/el/web/guest/statistics-end-of-day-derivatives>

Underlying Asset				Derivatives Market													
Price max	Price min	Closing price	change	Delivery Month	Open price	Price max	Price min	Last price	Closing price	Last Bid	Last Ask	Fixing price*	Life high	Life low	Trades	Volume	Open Interest
HELLENiQ ENERGY (CR)				(Contract Size: 100 Securities, Physical Delivery)													
7.6	7.28	7.36	-2.52%	September 2023	7.59	7.59	7.31	7.35	7.35	---	---	---	8.49	---	35	256	635
				December 2023	7.62	7.62	7.34	7.36	7.36	---	---	---	7.93	---	33	184	1,051
				March 2024	---	---	---	---	7.63	---	---	---	---	---	---	---	---
				June 2024	---	---	---	---	7.67	---	---	---	---	---	---	---	---
INTRACOM HOLDINGS (CR)				(Contract Size: 106 Securities, Physical Delivery)													
2.12	2.06	2.065	-2.13%	September 2023	2.09	2.10	2.05	2.07	2.07	---	---	---	2.46	---	126	1,636	4,145
				December 2023	2.14	2.16	2.11	2.11	2.11	---	---	---	2.34	---	93	1,467	1,663
				March 2024	---	---	---	---	2.13	---	---	---	---	---	---	---	---
				June 2024	---	---	---	---	2.14	---	---	---	---	---	---	---	---
INTRAKAT (CR)				(Contract Size: 100 Securities, Physical Delivery)													
2.995	2.89	2.9	-2.85%	September 2023	2.95	2.95	2.88	2.91	2.91	---	---	---	3.36	---	42	2,615	3,347
				December 2023	2.95	2.96	2.90	2.90	2.90	---	---	---	3.14	---	54	2,787	2,817
				March 2024	---	---	---	---	3.02	---	---	---	---	---	---	---	---
				June 2024	---	---	---	---	3.03	---	---	---	---	---	---	---	---
JUMBO SA (CR)				(Contract Size: 100 Securities, Physical Delivery)													
27.68	26.7	27.34	-0.58%	September 2023	27.45	27.45	27.13	27.25	27.25	---	---	---	29.00	---	5	22	200
				December 2023	27.81	27.81	27.18	27.18	27.18	---	---	---	28.13	---	3	12	52
				March 2024	---	---	---	---	27.78	---	---	---	---	---	---	---	---
				June 2024	---	---	---	---	27.93	---	---	---	---	---	---	---	---
LAMDA DEVELOPMENT SA (CR)				(Contract Size: 100 Securities, Physical Delivery)													
6.2	5.985	6.075	-1.70%	September 2023	6.11	6.19	6.00	6.15	6.15	---	---	---	7.54	---	115	913	4,104
				December 2023	6.20	6.26	6.07	6.24	6.24	---	---	---	6.77	---	63	776	1,234
				March 2024	---	---	---	---	6.24	---	---	---	---	---	---	---	---
				June 2024	---	---	---	---	6.28	---	---	---	---	---	---	---	---
MIG (CR)				(Contract Size: 100 Securities, Physical Delivery)													
3.9	3.75	3.75	-2.60%	September 2023	---	---	---	---	3.72	---	---	---	5.10	---	---	---	62
				December 2023	3.81	3.81	3.74	3.74	3.74	---	---	---	3.99	---	8	12	18
				March 2024	---	---	---	---	3.89	---	---	---	---	---	---	---	---
				June 2024	---	---	---	---	3.91	---	---	---	---	---	---	---	---
MOTOR OIL (CR)				(Contract Size: 100 Securities, Physical Delivery)													
23.4	22.78	23	-1.79%	September 2023	23.32	23.32	22.85	23.20	23.20	---	---	---	24.55	---	28	250	843
				December 2023	23.49	23.49	22.89	23.05	23.05	---	---	---	23.74	---	21	236	270
				March 2024	---	---	---	---	23.66	---	---	---	---	---	---	---	---
				June 2024	---	---	---	---	23.79	---	---	---	---	---	---	---	---

Derivatives notes

Fixing prices and final open positions can be retrieved from the following path <http://www.helex.gr/el/web/guest/statistics-end-of-day-derivatives>

Underlying Asset				Derivatives Market													
Price max	Price min	Closing price	change	Delivery Month	Open price	Price max	Price min	Last price	Closing price	Last Bid	Last Ask	Fixing price*	Life high	Life low	Trades	Volume	Open Interest
MYTILINEOS (CR)				(Contract Size: 100 Securities, Physical Delivery)													
35.5	34.5	34.98	-0.57%	September 2023	35.29	35.40	34.50	35.00	35.00	---	---	---	38.42	---	102	1,058	2,381
				December 2023	35.50	35.80	35.00	35.35	35.35	---	---	---	37.22	---	64	1,030	1,811
				March 2024	---	---	---	---	35.54	---	---	---	---	---	---	---	---
				June 2024	---	---	---	---	35.73	---	---	---	---	---	---	---	---
NATIONAL BANK (CR)				(Contract Size: 100 Securities, Physical Delivery)													
5.78	5.55	5.59	-2.95%	September 2023	5.77	5.77	5.54	5.56	5.56	---	---	---	6.57	---	165	4,757	16,346
				December 2023	5.77	5.80	5.61	5.66	5.66	---	---	---	6.43	---	190	3,518	4,540
				March 2024	---	---	---	---	5.82	---	---	---	---	---	---	---	---
				June 2024	---	---	---	---	5.85	---	---	---	---	---	---	---	---
OPAP (CR)				(Contract Size: 103 Securities, Physical Delivery)													
16.43	16.1	16.16	-1.04%	September 2023	16.33	16.40	16.09	16.20	16.20	---	---	---	16.69	15.10	56	2,183	2,023
				December 2023	15.55	15.55	15.38	15.47	15.47	---	---	---	16.20	---	61	2,155	882
				March 2024	---	---	---	---	16.50	---	---	---	---	---	---	---	---
				June 2024	---	---	---	---	16.59	---	---	---	---	---	---	---	---
OTE (CR)				(Contract Size: 100 Securities, Physical Delivery)													
13.55	13.14	13.25	-1.05%	September 2023	13.28	13.48	13.16	13.22	13.22	---	---	---	15.55	---	167	2,912	8,162
				December 2023	13.48	13.68	13.35	13.37	13.37	---	---	---	13.99	---	125	2,674	2,935
				March 2024	---	---	---	---	13.53	---	---	---	---	---	---	---	---
				June 2024	---	---	---	---	13.60	---	---	---	---	---	---	---	---
P.P.A. S.A. (CR)				(Contract Size: 100 Securities, Physical Delivery)													
21.95	21.55	21.8	-0.23%	September 2023	21.80	21.80	21.60	21.80	21.80	---	---	---	22.48	---	8	72	156
				December 2023	21.89	21.89	21.88	21.88	21.88	---	---	---	22.04	---	2	60	128
				March 2024	---	---	---	---	22.07	---	---	---	---	---	---	---	---
				June 2024	---	---	---	---	22.19	---	---	---	---	---	---	---	---
PIRAEUS FINANCIAL HOLD (CR)				(Contract Size: 100 Securities, Physical Delivery)													
2.95	2.79	2.79	-4.32%	September 2023	2.93	2.93	2.75	2.77	2.77	---	---	---	3.62	---	271	27,548	59,381
				December 2023	2.91	2.94	2.79	2.81	2.81	---	---	---	3.36	---	338	26,983	19,061
				March 2024	---	---	---	---	2.95	---	---	---	---	---	---	---	---
				June 2024	---	---	---	---	2.96	---	---	---	---	---	---	---	---
PPC (CR)				(Contract Size: 100 Securities, Physical Delivery)													
9.435	9.1	9.16	-2.55%	September 2023	9.43	9.43	9.09	9.14	9.14	---	---	---	11.33	---	362	6,883	16,999
				December 2023	9.58	9.58	9.22	9.29	9.29	---	---	---	10.69	---	200	4,762	9,145
				March 2024	---	---	---	---	9.50	---	---	---	---	---	---	---	---
				June 2024	---	---	---	---	9.55	---	---	---	---	---	---	---	---

Derivatives notes

Fixing prices and final open positions can be retrieved from the following path <http://www.helex.gr/el/web/guest/statistics-end-of-day-derivatives>

Underlying Asset				Derivatives Market													
Price max	Price min	Closing price	change	Delivery Month	Open price	Price max	Price min	Last price	Closing price	Last Bid	Last Ask	Fixing price*	Life high	Life low	Trades	Volume	Open Interest
QUEST HOLDINGS (CR)				(Contract Size: 100 Securities, Physical Delivery)													
6.19	6	6.06	-1.78%	September 2023	6.07	6.07	5.99	6.01	6.01	---	---	---	6.77	---	19	71	169
				December 2023	6.09	6.13	6.08	6.13	6.13	---	---	---	6.25	---	9	45	32
				March 2024	---	---	---	---	6.23	---	---	---	---	---	---	---	---
				June 2024	---	---	---	---	6.27	---	---	---	---	---	---	---	---
TERNA ENERGY (CR)				(Contract Size: 100 Securities, Physical Delivery)													
16.3	16.02	16.23	-0.19%	September 2023	16.24	16.24	16.03	16.20	16.20	---	---	---	21.16	---	189	3,917	9,914
				December 2023	16.51	16.52	16.29	16.37	16.37	---	---	---	17.23	---	141	3,691	6,843
				March 2024	---	---	---	---	16.43	---	---	---	---	---	---	---	---
				June 2024	---	---	---	---	16.52	---	---	---	---	---	---	---	---
TITAN CEMENT (CB)				(Contract Size: 100 Securities, Physical Delivery)													
17.74	17.02	17.34	-1.37%	September 2023	17.83	17.83	17.19	17.38	17.38	---	---	---	19.51	---	15	142	574
				December 2023	17.99	18.01	17.33	17.33	17.33	---	---	---	18.01	---	7	132	132
				March 2024	---	---	---	---	17.76	---	---	---	---	---	---	---	---
				June 2024	---	---	---	---	17.86	---	---	---	---	---	---	---	---
VIOHALCO SA/NV (CB)				(Contract Size: 100 Securities, Physical Delivery)													
6.47	6.21	6.23	-4.15%	September 2023	6.48	6.48	6.21	6.21	6.21	---	---	---	7.16	---	43	1,788	4,114
				December 2023	6.56	6.58	6.29	6.32	6.32	---	---	---	6.66	---	38	1,767	912
				March 2024	---	---	---	---	6.57	---	---	---	---	---	---	---	---
				June 2024	---	---	---	---	6.60	---	---	---	---	---	---	---	---

Derivatives notes

Fixing prices and final open positions can be retrieved from the following path <http://www.helex.gr/el/web/guest/statistics-end-of-day-derivatives>

FTSE/Athex Large Cap

(Trade Unit: 1 Index Point x 2€ - Exercise Style: European, Cash Settlement)

Call Options															Put Options																			
September 2023								October 2023							Other Months		September 2023								October 2023							Other Months		Exercise Price
Open price	Price max	Price min	Last price	Closing price	Volume	Open Interest	Open price	Price max	Price min	Last price	Closing price	Volume	Open Interest	Volume	Open Interest	Open price	Price max	Price min	Last price	Closing price	Volume	Open Interest	Open price	Price max	Price min	Last price	Closing price	Volume	Open Interest	Volume	Open Interest			
1,775	0.00	0.00	0.00	-	1,234.00	-	-	-	-	-	-	-	-	-	-	0.00	0.00	0.00	-	0.02	-	-	-	-	-	-	-	-	-	-	1,775			
1,800	0.00	0.00	0.00	-	1,209.00	-	-	-	-	-	-	-	-	-	-	0.00	0.00	0.00	-	0.03	-	-	-	-	-	-	-	-	-	-	1,800			
1,825	0.00	0.00	0.00	-	1,184.00	-	-	-	-	-	-	-	-	-	-	0.00	0.00	0.00	-	0.05	-	-	-	-	-	-	-	-	-	-	1,825			
1,850	0.00	0.00	0.00	-	1,159.00	-	-	-	-	-	-	-	-	-	-	0.00	0.00	0.00	-	0.07	-	-	-	-	-	-	-	-	-	-	1,850			
1,875	0.00	0.00	0.00	-	1,134.00	-	-	-	-	-	-	-	-	-	-	0.00	0.00	0.00	-	0.01	-	-	-	-	-	-	-	-	-	-	1,875			
1,900	0.00	0.00	0.00	-	1,109.00	-	-	-	-	-	-	-	-	-	-	0.00	0.00	0.00	-	0.01	-	-	-	-	-	-	-	-	-	-	1,900			
1,925	0.00	0.00	0.00	-	1,084.00	-	-	-	-	-	-	-	-	-	-	0.00	0.00	0.00	-	0.01	-	-	-	-	-	-	-	-	-	-	1,925			
1,950	0.00	0.00	0.00	-	1,059.00	-	-	-	-	-	-	-	-	-	-	0.00	0.00	0.00	-	0.02	-	-	-	-	-	-	-	-	-	-	1,950			
1,975	0.00	0.00	0.00	-	1,034.00	-	-	-	-	-	-	-	-	-	-	0.00	0.00	0.00	-	0.01	-	-	-	-	-	-	-	-	-	-	1,975			
2,000	0.00	0.00	0.00	-	1,009.00	-	-	-	-	-	-	-	-	-	-	0.00	0.00	0.00	-	0.01	-	-	-	-	-	-	-	-	-	-	2,000			
2,050	0.00	0.00	0.00	-	959.00	-	-	-	-	-	-	-	-	-	-	0.00	0.00	0.00	-	0.01	-	-	-	-	-	-	-	-	-	-	2,050			
2,100	0.00	0.00	0.00	-	909.00	-	-	-	-	-	-	-	-	-	-	0.00	0.00	0.00	-	0.01	-	-	-	-	-	-	-	-	-	-	2,100			
2,150	0.00	0.00	0.00	-	859.00	-	-	-	-	-	-	-	-	-	-	0.00	0.00	0.00	-	0.01	-	-	-	-	-	-	-	-	-	-	2,150			
2,200	0.00	0.00	0.00	-	809.00	-	-	-	-	-	-	-	-	-	-	0.00	0.00	0.00	-	0.01	-	-	-	-	-	-	-	-	-	-	2,200			
2,250	0.00	0.00	0.00	-	759.00	-	-	-	-	-	-	-	-	-	-	0.00	0.00	0.00	-	0.01	-	-	-	-	-	-	-	-	-	-	2,250			
2,300	0.00	0.00	0.00	-	709.00	-	-	-	-	-	-	-	-	-	-	0.00	0.00	0.00	-	0.01	-	-	-	-	-	-	-	-	-	-	2,300			
2,350	0.00	0.00	0.00	-	659.00	-	-	-	-	-	-	-	-	-	-	0.00	0.00	0.00	-	0.01	-	-	-	-	-	-	-	-	-	-	2,350			
2,400	0.00	0.00	0.00	-	609.00	-	-	-	-	-	-	-	-	-	-	0.00	0.00	0.00	-	0.02	-	-	-	-	-	-	-	-	-	-	2,400			
2,450	0.00	0.00	0.00	-	559.00	-	-	-	-	-	-	-	-	-	-	0.00	0.00	0.00	-	0.01	-	-	-	-	-	-	-	-	-	-	2,450			
2,500	0.00	0.00	0.00	-	509.00	-	-	-	-	-	-	-	-	-	-	0.00	0.00	0.00	-	0.01	-	-	-	-	-	-	-	-	-	-	2,500			
2,550	0.00	0.00	0.00	-	459.00	-	-	-	-	-	-	-	-	-	-	0.00	0.00	0.00	-	0.01	-	-	-	-	-	-	-	-	-	-	2,550			
2,600	0.00	0.00	0.00	-	409.00	-	-	-	-	-	-	-	-	-	-	0.00	0.00	0.00	-	0.01	-	-	-	-	-	-	-	-	-	-	2,600			
2,650	0.00	0.00	0.00	-	359.00	-	-	-	-	-	-	-	-	-	-	0.00	0.00	0.00	-	0.01	-	-	-	-	-	-	-	-	-	-	2,650			
2,700	0.00	0.00	0.00	-	309.00	-	-	-	-	-	-	-	-	-	-	0.00	0.00	0.00	-	0.01	-	-	-	-	-	-	-	-	-	-	2,700			
2,750	0.00	0.00	0.00	-	259.00	-	-	0.00	0.00	0.00	-	270.00	-	-	-	0.00	0.00	0.00	-	0.01	-	-	0.00	0.00	0.00	-	10.25	-	-	-	2,750			
2,800	0.00	0.00	0.00	-	209.00	-	-	0.00	0.00	0.00	-	227.00	-	-	-	0.00	0.00	0.00	-	0.02	-	-	0.00	0.00	0.00	-	17.25	-	-	-	2,800			
2,850	0.00	0.00	0.00	-	159.00	-	-	0.00	0.00	0.00	-	187.00	-	-	-	0.00	0.00	0.00	-	0.08	-	50	0.00	0.00	0.00	-	27.25	-	-	-	2,850			
2,900	0.00	0.00	0.00	-	110.00	-	-	0.00	0.00	0.00	-	151.00	-	-	-	0.00	0.00	0.00	-	0.92	-	20	0.00	0.00	0.00	-	40.75	-	-	-	2,900			
2,950	0.00	0.00	0.00	-	64.50	-	-	93.00	93.00	88.00	88.00	88.00	2	1	-	11.25	0.00	10.50	15.50	15.50	142	70	0.00	0.00	0.00	-	58.50	-	-	-	2,950			
3,000	18.75	18.75	18.75	18.75	18.75	20	65	70.00	70.00	70.00	70.00	70.00	1	20	-	25.00	18.75	25.00	52.00	52.00	64	107	0.00	0.00	0.00	-	81.00	-	5	-	3,000			
3,050	0.00	0.00	0.00	-	9.70	-	145	50.00	50.00	50.00	50.00	50.00	1	120	-	82.50	0.00	81.00	81.00	81.00	17	116	0.00	0.00	0.00	-	108.00	-	35	-	3,050			
3,100	0.00	0.00	0.00	-	2.10	-	80	35.00	35.00	35.00	35.00	35.00	1	101	-	140.00	0.00	140.00	140.00	140.00	1	83	0.00	0.00	0.00	-	140.00	-	21	-	3,100			
3,150	0.00	0.00	0.00	-	0.30	-	82	0.00	0.00	0.00	-	35.50	-	120	-	184.00	0.00	184.00	184.00	184.00	5	50	0.00	0.00	0.00	-	175.00	-	81	-	3,150			
3,200	0.00	0.00	0.00	-	0.03	-	43	0.00	0.00	0.00	-	24.50	-	45	-	0.00	0.00	0.00	-	191.00	-	80	0.00	0.00	0.00	-	214.00	-	40	-	3,200			
3,250	0.00	0.00	0.00	-	0.01	-	129	0.00	0.00	0.00	-	16.50	-	21	-	0.00	0.00	0.00	-	241.00	-	40	0.00	0.00	0.00	-	256.00	-	220	-	3,250			
3,300	0.00	0.00	0.00	-	0.01	-	-	0.00	0.00	0.00	-	10.75	-	20	-	0.00	0.00	0.00	-	291.00	-	22	0.00	0.00	0.00	-	300.00	-	40	-	3,300			

FTSE/Athex Large Cap

(Trade Unit: 1 Index Point x 2€ - Exercise Style: European, Cash Settlement)

Call Options																Put Options																			
September 2023								October 2023								Other Months				September 2023								October 2023				Other Months			
Exercise Price	Open price	Price max	Price min	Last price	Closing price	Volume	Open Interest	Open price	Price max	Price min	Last price	Closing price	Volume	Open Interest	Volume	Open Interest	Open price	Price max	Price min	Last price	Closing price	Volume	Open Interest	Open price	Price max	Price min	Last price	Closing price	Volume	Open Interest	Volume	Open Interest	Exercise Price		
3,350	0.00	0.00	0.00	-	0.05	-	-	0.00	0.00	0.00	-	6.90	-	-			0.00	0.00	0.00	-	341.00	-	-	0.00	0.00	0.00	-	346.00	-	-			3,350		
3,400	0.00	0.00	0.00	-	0.01	-	-	0.00	0.00	0.00	-	4.30	-	-			0.00	0.00	0.00	-	391.00	-	-	0.00	0.00	0.00	-	393.00	-	-			3,400		
3,450	0.00	0.00	0.00	-	0.02	-	-	0.00	0.00	0.00	-	2.60	-	-			0.00	0.00	0.00	-	441.00	-	-	0.00	0.00	0.00	-	442.00	-	-			3,450		
3,500	0.00	0.00	0.00	-	0.01	-	-	0.00	0.00	0.00	-	1.50	-	-			0.00	0.00	0.00	-	491.00	-	-	0.00	0.00	0.00	-	490.00	-	-			3,500		
Totals:						20	544							5	448	0	0							229	638					0	442	0	0		
Number of Trades:						1								5		0								32						0		0			

ALPHA SERVICES HOLD (CR)

(Contract Size: 100 Securities, Exercise Style: American, Physical Delivery)

Call Options														Put Options																		
September 2023							October 2023							Other Months		September 2023							October 2023							Other Months		Exercise Price
Open price	Price max	Price min	Last price	Closing price	Volume	Open Interest	Open price	Price max	Price min	Last price	Closing price	Volume	Open Interest	Volume	Open Interest	Open price	Price max	Price min	Last price	Closing price	Volume	Open Interest	Open price	Price max	Price min	Last price	Closing price	Volume	Open Interest	Volume	Open Interest	
0.550	0.000	0.000	0.000	0.810	-	-										0.000	0.000	0.000	0.002	-	-											0.006
0.600	0.000	0.000	0.000	0.760	-	-										0.000	0.000	0.000	0.001	-	-											0.006
0.650	0.000	0.000	0.000	0.710	-	-										0.000	0.000	0.000	0.001	-	-											0.007
0.700	0.000	0.000	0.000	0.660	-	-										0.000	0.000	0.000	0.001	-	-											0.007
0.750	0.000	0.000	0.000	0.610	-	-										0.000	0.000	0.000	0.002	-	-											0.008
0.800	0.000	0.000	0.000	0.560	-	-										0.000	0.000	0.000	0.001	-	-											0.008
0.850	0.000	0.000	0.000	0.510	-	-										0.000	0.000	0.000	0.001	-	-											0.009
0.900	0.000	0.000	0.000	0.460	-	-										0.000	0.000	0.000	0.002	-	-											0.009
0.950	0.000	0.000	0.000	0.410	-	-	0.000	0.000	0.000	0.412	-	-				0.000	0.000	0.000	0.004	-	-	0.000	0.000	0.000	0.002	-	-					0.010
1.000	0.000	0.000	0.000	0.360	-	-	0.000	0.000	0.000	0.362	-	-				0.000	0.000	0.000	0.001	-	-	0.000	0.000	0.000	0.001	-	-					0.010
1.100	0.000	0.000	0.000	0.260	-	-	0.000	0.000	0.000	0.265	-	-				0.000	0.000	0.000	0.001	-	-	0.000	0.000	0.000	0.003	-	-					0.011
1.200	0.000	0.000	0.000	0.161	-	-	0.000	0.000	0.000	0.176	-	-				0.000	0.000	0.000	0.001	-	-	0.000	0.000	0.000	0.014	-	-					0.012
1.300	0.000	0.000	0.000	0.073	-	-	0.000	0.000	0.000	0.104	-	-				0.000	0.000	0.000	0.013	-	-	0.000	0.000	0.000	0.041	-	-					0.013
1.400	0.000	0.000	0.000	0.020	-	-	0.000	0.000	0.000	0.053	-	-				0.000	0.000	0.000	0.060	-	-	0.000	0.000	0.000	0.091	-	-					0.014
1.500	0.000	0.000	0.000	0.003	-	14	0.000	0.000	0.000	0.024	-	-				0.000	0.000	0.000	0.143	-	-	0.000	0.000	0.000	0.162	-	-					0.015
1.600	0.000	0.000	0.000	0.001	-	-	0.000	0.000	0.000	0.010	-	-				0.000	0.000	0.000	0.240	-	-	0.000	0.000	0.000	0.247	-	-					0.016
1.700	0.000	0.000	0.000	0.002	-	-	0.000	0.000	0.000	0.003	-	-				0.000	0.000	0.000	0.340	-	-	0.000	0.000	0.000	0.341	-	-					0.017
1.800	0.000	0.000	0.000	0.001	-	-	0.000	0.000	0.000	0.001	-	-				0.000	0.000	0.000	0.440	-	-	0.000	0.000	0.000	0.440	-	-					0.018
1.900	0.000	0.000	0.000	0.001	-	-	0.000	0.000	0.000	0.001	-	-				0.000	0.000	0.000	0.540	-	-	0.000	0.000	0.000	0.540	-	-					0.019
2.000	0.000	0.000	0.000	0.001	-	-	0.000	0.000	0.000	0.001	-	-				0.000	0.000	0.000	0.640	-	-	0.000	0.000	0.000	0.640	-	-					0.020
2.200	0.000	0.000	0.000	0.001	-	-	0.000	0.000	0.000	0.003	-	-				0.000	0.000	0.000	0.840	-	-	0.000	0.000	0.000	0.840	-	-					0.022
2.400	0.000	0.000	0.000	0.001	-	-	0.000	0.000	0.000	0.001	-	-				0.000	0.000	0.000	1.04	-	-	0.000	0.000	0.000	1.04	-	-					0.024
Totals:					0	14					0	0	0	0	0						0	0										
Number of Trades:					0						0	0	0	0	0						0.00							0	0	0		

NATIONAL BANK (CR)

(Contract Size: 100 Securities, Exercise Style: American, Physical Delivery)

Call Options														Put Options																			
September 2023							October 2023							Other Months		September 2023							October 2023							Other Months			
Exercise Price	Open price	Price max	Price min	Last price	Closing price	Volume	Open Interest	Open price	Price max	Price min	Last price	Closing price	Volume	Open Interest	Volume	Open Interest	Open price	Price max	Price min	Last price	Closing price	Volume	Open Interest	Open price	Price max	Price min	Last price	Closing price	Volume	Open Interest	Volume	Open Interest	Exercise Price
2.000	0.000	0.000	0.000		3.76	-	-						-	-			0.000	0.000	0.000		0.001	-	-						-	-			0.020
2.200	0.000	0.000	0.000		3.56	-	-						-	-			0.000	0.000	0.000		0.001	-	-						-	-			0.022
2.400	0.000	0.000	0.000		3.36	-	-						-	-			0.000	0.000	0.000		0.001	-	-						-	-			0.024
2.600	0.000	0.000	0.000		3.16	-	-						-	-			0.000	0.000	0.000		0.001	-	-						-	-			0.026
2.800	0.000	0.000	0.000		2.96	-	-						-	-			0.000	0.000	0.000		0.001	-	-						-	-			0.028
3.000	0.000	0.000	0.000		2.76	-	-						-	-			0.000	0.000	0.000		0.001	-	-						-	-			0.030
3.200	0.000	0.000	0.000		2.56	-	-						-	-			0.000	0.000	0.000		0.001	-	-						-	-			0.032
3.400	0.000	0.000	0.000		2.36	-	-						-	-			0.000	0.000	0.000		0.001	-	-						-	-			0.034
3.600	0.000	0.000	0.000		2.16	-	-						-	-			0.000	0.000	0.000		0.001	-	-						-	-			0.036
3.800	0.000	0.000	0.000		1.96	-	-	0.000	0.000	0.000		1.97	-	-			0.000	0.000	0.000		0.001	-	-	0.000	0.000	0.000		0.001	-	-			0.038
4.000	0.000	0.000	0.000		1.76	-	-	0.000	0.000	0.000		1.77	-	-			0.000	0.000	0.000		0.001	-	-	0.000	0.000	0.000		0.001	-	-			0.040
4.400	0.000	0.000	0.000		1.36	-	-	0.000	0.000	0.000		1.37	-	-			0.000	0.000	0.000		0.001	-	-	0.000	0.000	0.000		0.004	-	-			0.044
4.800	0.000	0.000	0.000		0.961	-	-	0.000	0.000	0.000		0.993	-	-			0.000	0.000	0.000		0.002	-	-	0.000	0.000	0.000		0.023	-	-			0.048
5.200	0.000	0.000	0.000		0.561	-	-	0.000	0.000	0.000		0.656	-	-			0.000	0.000	0.000		0.005	-	-	0.000	0.000	0.000		0.085	-	-			0.052
5.600	0.000	0.000	0.000		0.183	-	-	0.000	0.000	0.000		0.388	-	-			0.000	0.000	0.000		0.022	-	-	0.000	0.000	0.000		0.217	-	-			0.056
6.000	0.000	0.000	0.000		0.012	-	-	0.000	0.000	0.000		0.204	-	-			0.000	0.000	0.000		0.251	-	270	0.000	0.000	0.000		0.432	-	-			0.060
6.400	0.000	0.000	0.000		0.001	-	4	0.000	0.000	0.000		0.095	-	-			0.000	0.000	0.000		0.640	-	-	0.000	0.000	0.000		0.724	-	-			0.064
6.800	0.000	0.000	0.000		0.001	-	-	0.000	0.000	0.000		0.040	-	-			0.000	0.000	0.000		1.04	-	-	0.000	0.000	0.000		1.07	-	-			0.068
7.200	0.000	0.000	0.000		0.003	-	-	0.000	0.000	0.000		0.015	-	-			0.000	0.000	0.000		1.44	-	-	0.000	0.000	0.000		1.45	-	-			0.072
7.600	0.000	0.000	0.000		0.001	-	-	0.000	0.000	0.000		0.005	-	-			0.000	0.000	0.000		1.84	-	-	0.000	0.000	0.000		1.84	-	-			0.076
8.000	0.000	0.000	0.000		0.001	-	-	0.000	0.000	0.000		0.002	-	-			0.000	0.000	0.000		2.24	-	-	0.000	0.000	0.000		2.24	-	-			0.080
8.400	0.000	0.000	0.000		0.001	-	-	0.000	0.000	0.000		0.001	-	-			0.000	0.000	0.000		2.64	-	-	0.000	0.000	0.000		2.64	-	-			0.084
Totals:						0	4						0	0	0	0						0	270					0	0	0	50		
Number of Trades:						0							0		0							0.00						0		0			

OPAP (CR)

(Contract Size: 100 Securities, Exercise Style: American, Physical Delivery)

Exercise Price	Call Options														Put Options																		
	September 2023							October 2023							Other Months		September 2023							October 2023							Other Months		Exercise Price
	Open price	Price max	Price min	Last price	Closing price	Volume	Open Interest	Open price	Price max	Price min	Last price	Closing price	Volume	Open Interest	Volume	Open Interest	Open price	Price max	Price min	Last price	Closing price	Volume	Open Interest	Open price	Price max	Price min	Last price	Closing price	Volume	Open Interest	Volume	Open Interest	
8.800	0.000	0.000	0.000	7.53	-	-										0.000	0.000	0.000	0.001	-	-												
9.200	0.000	0.000	0.000	7.13	-	-										0.000	0.000	0.000	0.001	-	-												0.092
9.600	0.000	0.000	0.000	6.73	-	-										0.000	0.000	0.000	0.001	-	-												0.096
10.000	0.000	0.000	0.000	6.33	-	-	0.000	0.000	0.000		6.35	-	-			0.000	0.000	0.000	0.002	-	-		0.000	0.000	0.000	0.001	-	-					0.100
11.000	0.000	0.000	0.000	5.33	-	-	0.000	0.000	0.000		5.35	-	-			0.000	0.000	0.000	0.001	-	-		0.000	0.000	0.000	0.001	-	-					0.110
12.000	0.000	0.000	0.000	4.33	-	-	0.000	0.000	0.000		4.36	-	-			0.000	0.000	0.000	0.001	-	-		0.000	0.000	0.000	0.003	-	-					0.120
13.000	0.000	0.000	0.000	3.33	-	-	0.000	0.000	0.000		3.36	-	-			0.000	0.000	0.000	0.001	-	-		0.000	0.000	0.000	0.001	-	-					0.130
14.000	0.000	0.000	0.000	2.33	-	-	0.000	0.000	0.000		2.37	-	-			0.000	0.000	0.000	0.001	-	10		0.000	0.000	0.000	0.006	-	-					0.140
15.000	0.000	0.000	0.000	1.33	-	-	0.000	0.000	0.000		1.42	-	10			0.000	0.000	0.000	0.001	-	20		0.000	0.000	0.000	0.064	-	-					0.150
16.000	0.000	0.000	0.000	0.387	-	12	0.000	0.000	0.000		0.670	-	64			0.000	0.000	0.000	0.054	-	-		0.000	0.000	0.000	0.308	-	-					0.160
17.000	0.000	0.000	0.000	0.013	-	10	0.000	0.000	0.000		0.229	-	6			0.000	0.000	0.000	0.681	-	-		0.000	0.000	0.000	0.868	-	-					0.170
18.000	0.000	0.000	0.000	0.001	-	5	0.000	0.000	0.000		0.055	-	-			0.000	0.000	0.000	1.67	-	-		0.000	0.000	0.000	1.70	-	-					0.180
19.000	0.000	0.000	0.000	0.001	-	-	0.000	0.000	0.000		0.009	-	-			0.000	0.000	0.000	2.67	-	-		0.000	0.000	0.000	2.67	-	-					0.190
20.000	0.000	0.000	0.000	0.001	-	-	0.000	0.000	0.000		0.001	-	-			0.000	0.000	0.000	3.67	-	-		0.000	0.000	0.000	3.67	-	-					0.200
22.000	0.000	0.000	0.000	0.001	-	-	0.000	0.000	0.000		0.001	-	-			0.000	0.000	0.000	5.67	-	-		0.000	0.000	0.000	5.67	-	-					0.220
24.000	0.000	0.000	0.000	0.002	-	-	0.000	0.000	0.000		0.001	-	-			0.000	0.000	0.000	7.67	-	-		0.000	0.000	0.000	7.67	-	-					0.240
Totals:						0	27						0	80	0	0						0	30						0	50	0	0	
Number of Trades:							0						0		0							0.00							0		0		

OTE (CR)

(Contract Size: 100 Securities, Exercise Style: American, Physical Delivery)

Call Options														Put Options																					
September 2023							October 2023							Other Months		September 2023							October 2023							Other Months		Exercise Price			
Open price	Price max	Price min	Last price	Closing price	Volume	Open Interest	Open price	Price max	Price min	Last price	Closing price	Volume	Open Interest	Volume	Open Interest	Open price	Price max	Price min	Last price	Closing price	Volume	Open Interest	Open price	Price max	Price min	Last price	Closing price	Volume	Open Interest	Volume	Open Interest				
9.200	0.000	0.000	0.000	4.19	-	-	0.000	0.000	0.000	4.21	-	-				0.000	0.000	0.000	0.001	-	-				0.000	0.000	0.000	0.001	-	-			0.092		
9.600	0.000	0.000	0.000	3.79	-	-	0.000	0.000	0.000	3.81	-	-				0.000	0.000	0.000	0.001	-	-				0.000	0.000	0.000	0.001	-	-			0.096		
10.000	0.000	0.000	0.000	3.39	-	-	0.000	0.000	0.000	3.41	-	-				0.000	0.000	0.000	0.001	-	-				0.000	0.000	0.000	0.001	-	-			0.100		
11.000	0.000	0.000	0.000	2.39	-	-	0.000	0.000	0.000	2.41	-	-				0.000	0.000	0.000	0.001	-	-				0.000	0.000	0.000	0.001	-	-			0.110		
12.000	0.000	0.000	0.000	1.39	-	-	0.000	0.000	0.000	1.45	-	-				0.000	0.000	0.000	0.001	-	-				0.000	0.000	0.000	0.033	-	-			0.120		
13.000	0.000	0.000	0.000	0.414	-	-	0.000	0.000	0.000	0.654	-	-				0.000	0.000	0.000	0.021	-	-				0.000	0.000	0.000	0.237	-	-			0.130		
14.000	0.000	0.000	0.000	0.006	-	-	0.000	0.000	0.000	0.195	-	-				0.000	0.000	0.000	0.615	-	-				0.000	0.000	0.000	0.780	-	-			0.140		
15.000	0.000	0.000	0.000	0.001	-	10	0.000	0.000	0.000	0.037	-	60				0.000	0.000	0.000	1.61	-	35				0.000	0.000	0.000	1.63	-	-			0.150		
16.000	0.000	0.000	0.000	0.001	-	-	0.000	0.000	0.000	0.004	-	-				0.000	0.000	0.000	2.61	-	-				0.000	0.000	0.000	2.61	-	-			0.160		
17.000	0.000	0.000	0.000	0.001	-	-	0.000	0.000	0.000	0.001	-	-				0.000	0.000	0.000	3.61	-	-				0.000	0.000	0.000	3.61	-	-			0.170		
18.000	0.000	0.000	0.000	0.001	-	-	0.000	0.000	0.000	0.001	-	-				0.000	0.000	0.000	4.61	-	-				0.000	0.000	0.000	4.61	-	-			0.180		
19.000	0.000	0.000	0.000	0.001	-	-	0.000	0.000	0.000	0.001	-	-				0.000	0.000	0.000	5.61	-	-				0.000	0.000	0.000	5.61	-	-			0.190		
20.000	0.000	0.000	0.000	0.001	-	-					-	-				0.000	0.000	0.000	6.61	-	-								-	-			0.200		
22.000	0.000	0.000	0.000	0.001	-	-					-	-				0.000	0.000	0.000	8.61	-	-							-	-			0.220			
Totals:					0	10					0	60	0	0							0	35										0	0	0	0
Number of Trades:					0						0		0								0.00											0		0	

PIRAEUS FINANCIAL HOLD (CR)

(Contract Size: 100 Securities, Exercise Style: American, Physical Delivery)

Call Options														Put Options																					
September 2023							October 2023							Other Months		September 2023							October 2023							Other Months		Exercise Price			
Open price	Price max	Price min	Last price	Closing price	Volume	Open Interest	Open price	Price max	Price min	Last price	Closing price	Volume	Open Interest	Volume	Open Interest	Open price	Price max	Price min	Last price	Closing price	Volume	Open Interest	Open price	Price max	Price min	Last price	Closing price	Volume	Open Interest	Volume	Open Interest				
0.750	0.000	0.000	0.000	2.17	-	-										0.000	0.000	0.000	0.001	-	-											0.008			
0.800	0.000	0.000	0.000	2.12	-	-										0.000	0.000	0.000	0.001	-	-											0.008			
0.850	0.000	0.000	0.000	2.07	-	-										0.000	0.000	0.000	0.001	-	-											0.009			
0.900	0.000	0.000	0.000	2.02	-	-										0.000	0.000	0.000	0.001	-	-											0.009			
0.950	0.000	0.000	0.000	1.97	-	-										0.000	0.000	0.000	0.002	-	-											0.010			
1.000	0.000	0.000	0.000	1.92	-	-										0.000	0.000	0.000	0.001	-	-											0.010			
1.100	0.000	0.000	0.000	1.82	-	-										0.000	0.000	0.000	0.002	-	-											0.011			
1.200	0.000	0.000	0.000	1.72	-	-										0.000	0.000	0.000	0.004	-	-											0.012			
1.300	0.000	0.000	0.000	1.62	-	-										0.000	0.000	0.000	0.001	-	-											0.013			
1.400	0.000	0.000	0.000	1.52	-	-										0.000	0.000	0.000	0.001	-	-											0.014			
1.500	0.000	0.000	0.000	1.42	-	-										0.000	0.000	0.000	0.001	-	-											0.015			
1.600	0.000	0.000	0.000	1.32	-	-										0.000	0.000	0.000	0.001	-	-											0.016			
1.700	0.000	0.000	0.000	1.22	-	-										0.000	0.000	0.000	0.001	-	-											0.017			
1.800	0.000	0.000	0.000	1.12	-	-										0.000	0.000	0.000	0.001	-	-											0.018			
1.900	0.000	0.000	0.000	1.02	-	-										0.000	0.000	0.000	0.001	-	-											0.019			
2.000	0.000	0.000	0.000	0.920	-	-	0.000	0.000	0.000		0.924	-	-			0.000	0.000	0.000	0.001	-	-	0.000	0.000	0.000	0.001	-	-					0.020			
2.200	0.000	0.000	0.000	0.720	-	-	0.000	0.000	0.000		0.726	-	-			0.000	0.000	0.000	0.001	-	-	0.000	0.000	0.000	0.001	-	-					0.022			
2.400	0.000	0.000	0.000	0.520	-	-	0.000	0.000	0.000		0.532	-	-			0.000	0.000	0.000	0.001	-	-	0.000	0.000	0.000	0.007	-	-					0.024			
2.600	0.000	0.000	0.000	0.321	-	-	0.000	0.000	0.000		0.355	-	-			0.000	0.000	0.000	0.001	-	-	0.000	0.000	0.000	0.030	-	-					0.026			
2.800	0.000	0.000	0.000	0.133	-	-	0.000	0.000	0.000		0.211	-	-			0.000	0.000	0.000	0.013	-	-	0.165	0.165	0.165	0.165	0.165	5	0				0.028			
3.000	0.000	0.000	0.000	0.024	-	-	0.000	0.000	0.000		0.110	-	-			0.000	0.000	0.000	0.103	-	-	0.000	0.000	0.000	0.185	-	-					0.030			
3.200	0.000	0.000	0.000	0.001	-	-	0.000	0.000	0.000		0.051	-	-			0.000	0.000	0.000	0.281	-	-	0.000	0.000	0.000	0.325	-	-					0.032			
3.400	0.000	0.000	0.000	0.001	-	4	0.000	0.000	0.000		0.020	-	4			0.000	0.000	0.000	0.480	-	-	0.000	0.000	0.000	0.495	-	-					0.034			
3.600	0.000	0.000	0.000	0.001	-	-	0.000	0.000	0.000		0.007	-	-			0.000	0.000	0.000	0.680	-	-	0.000	0.000	0.000	0.683	-	-					0.036			
3.800	0.000	0.000	0.000	0.001	-	-	0.000	0.000	0.000		0.002	-	-			0.000	0.000	0.000	0.880	-	-	0.000	0.000	0.000	0.880	-	-					0.038			
4.000	0.000	0.000	0.000	0.001	-	-	0.000	0.000	0.000		0.001	-	-			0.000	0.000	0.000	1.08	-	-	0.000	0.000	0.000	1.08	-	-					0.040			
4.400	0.000	0.000	0.000	0.001	-	-	0.000	0.000	0.000		0.001	-	-			0.000	0.000	0.000	1.48	-	-	0.000	0.000	0.000	1.48	-	-					0.044			
4.800	0.000	0.000	0.000	0.001	-	-	0.000	0.000	0.000		0.004	-	-			0.000	0.000	0.000	1.88	-	-	0.000	0.000	0.000	1.88	-	-					0.048			
5.200	0.000	0.000	0.000	0.001	-	-	0.000	0.000	0.000		0.001	-	-			0.000	0.000	0.000	2.28	-	-	0.000	0.000	0.000	2.28	-	-					0.052			
Totals:					0	4						0	4	0	0							0	0									5	0	0	0
Number of Trades:					0							0		0									0.00									1		0	

PPC (CR)

(Contract Size: 100 Securities, Exercise Style: American, Physical Delivery)

Call Options														Put Options																			
September 2023							October 2023							Other Months		September 2023							October 2023							Other Months			
Exercise Price	Open price	Price max	Price min	Last price	Closing price	Volume	Open Interest	Open price	Price max	Price min	Last price	Closing price	Volume	Open Interest	Volume	Open Interest	Open price	Price max	Price min	Last price	Closing price	Volume	Open Interest	Open price	Price max	Price min	Last price	Closing price	Volume	Open Interest	Volume	Open Interest	Exercise Price
3.600	0.000	0.000	0.000		5.80	-	-						-	-			0.000	0.000	0.000		0.001	-	-						-	-			0.036
3.800	0.000	0.000	0.000		5.60	-	-						-	-			0.000	0.000	0.000		0.001	-	-						-	-			0.038
4.000	0.000	0.000	0.000		5.40	-	-						-	-			0.000	0.000	0.000		0.001	-	-						-	-			0.040
4.400	0.000	0.000	0.000		5.00	-	-						-	-			0.000	0.000	0.000		0.005	-	-						-	-			0.044
4.800	0.000	0.000	0.000		4.60	-	-						-	-			0.000	0.000	0.000		0.001	-	-						-	-			0.048
5.200	0.000	0.000	0.000		4.20	-	-						-	-			0.000	0.000	0.000		0.001	-	-						-	-			0.052
5.600	0.000	0.000	0.000		3.80	-	-						-	-			0.000	0.000	0.000		0.001	-	-						-	-			0.056
6.000	0.000	0.000	0.000		3.40	-	-						-	-			0.000	0.000	0.000		0.001	-	-						-	-			0.060
6.400	0.000	0.000	0.000		3.00	-	-						-	-			0.000	0.000	0.000		0.001	-	-						-	-			0.064
6.800	0.000	0.000	0.000		2.60	-	-						-	-			0.000	0.000	0.000		0.001	-	-						-	-			0.068
7.200	0.000	0.000	0.000		2.20	-	-	0.000	0.000	0.000		2.22	-	-			0.000	0.000	0.000		0.001	-	-	0.000	0.000	0.000		0.003	-	-			0.072
7.600	0.000	0.000	0.000		1.80	-	-	0.000	0.000	0.000		1.83	-	-			0.000	0.000	0.000		0.001	-	-	0.000	0.000	0.000		0.012	-	-			0.076
8.000	0.000	0.000	0.000		1.40	-	-	0.000	0.000	0.000		1.45	-	-			0.000	0.000	0.000		0.001	-	-	0.000	0.000	0.000		0.034	-	-			0.080
8.400	0.000	0.000	0.000		1.00	-	-	0.000	0.000	0.000		1.10	-	-			0.000	0.000	0.000		0.001	-	-	0.000	0.000	0.000		0.086	-	-			0.084
8.800	0.000	0.000	0.000		0.606	-	-	0.000	0.000	0.000		0.795	-	5			0.000	0.000	0.000		0.005	-	-	0.259	0.259	0.259	0.259	0.259	2	105			0.088
9.200	0.000	0.000	0.000		0.260	-	-	0.000	0.000	0.000		0.546	-	5			0.000	0.000	0.000		0.058	-	5	0.000	0.000	0.000		0.327	-	-			0.092
9.600	0.000	0.000	0.000		0.061	-	60	0.300	0.306	0.292	0.295	0.295	25	32			0.000	0.000	0.000		0.260	-	52	0.000	0.000	0.000		0.534	-	-			0.096
10.000	0.000	0.000	0.000		0.007	-	45	0.000	0.000	0.000		0.212	-	11			0.000	0.000	0.000		0.605	-	50	0.000	0.000	0.000		0.794	-	-			0.100
11.000	0.000	0.000	0.000		0.001	-	12	0.000	0.000	0.000		0.047	-	64			0.000	0.000	0.000		1.60	-	-	0.000	0.000	0.000		1.63	-	-			0.110
12.000	0.000	0.000	0.000		0.001	-	21	0.000	0.000	0.000		0.008	-	-			0.000	0.000	0.000		2.60	-	-	0.000	0.000	0.000		2.60	-	-			0.120
13.000	0.000	0.000	0.000		0.001	-	-	0.000	0.000	0.000		0.001	-	-			0.000	0.000	0.000		3.60	-	-	0.000	0.000	0.000		3.60	-	-			0.130
14.000	0.000	0.000	0.000		0.001	-	-	0.000	0.000	0.000		0.001	-	-			0.000	0.000	0.000		4.60	-	-	0.000	0.000	0.000		4.60	-	-			0.140
15.000	0.000	0.000	0.000		0.001	-	-	0.000	0.000	0.000		0.001	-	-			0.000	0.000	0.000		5.60	-	-	0.000	0.000	0.000		5.60	-	-			0.150
16.000	0.000	0.000	0.000		0.001	-	-	0.000	0.000	0.000		0.001	-	-			0.000	0.000	0.000		6.60	-	-	0.000	0.000	0.000		6.60	-	-			0.160
Totals:						0	138						25	117	0	0						0	107					2	317	0	0		
Number of Trades:						0							5		0							0.00						1		0			

Lending Products	Underlying Title	Multilateral Transactions[1]					Bilateral Transactions[2]		Stock Borrowing through OTC (volume)[3]
		Open Interest[5]	Volume(Offered)	Average Weighted	Transactions volume	Average Weighted	Transactions Volume	Average Weighted	Transactions Volume
ADMIEBOR	ADMIE (IPTO) HOLDING S.A. (CR)	---	---	---	---	---	---	481,559	
AEGNBOR	AEGEAN AIRLINES (CR)	---	---	---	---	---	---	176,358	
ALPHABOR	ALPHA SERVICES HOLD (CR)	200	---	---	---	50,414	0.01%	57,320,928	
OTOELBOR	AUTOHELLAS SA (CR)	1,050	---	---	---	---	---	166,959	
AVAXBOR	AVAX S.A. (CR)	---	---	---	---	---	---	---	
EEEBOR	CC HBC AG (CR)	3,039	---	---	---	---	---	47,768	
CENERBOR	CENERGY HOLDINGS (CB)	8,912	---	---	2,000	5.78%	---	109,782	
ELLAKTORBOR	ELLAKTOR (CR)	7,181	---	---	---	---	---	88,663	
ELHABOR	ELVALHALCOR (CR)	12,998	---	---	---	---	---	64,887	
EUROBBOR	EUROBANK HOLDINGS (CR)	15,000	---	---	---	---	---	34,134,322	
EYDAPBOR	EYDAP S.A. (CR)	7,845	---	---	---	---	---	242,074	
FFGRPBOR	FOLLI FOLLIE (CR)	---	---	---	---	---	---	886,279	
FOYRKBOR	FOURLIS (CR)	2,230	---	---	---	---	---	11,123	
GEKTERNABOR	GEK TERNA (CR)	---	---	---	---	---	---	3,698	
SARBOR	GR. SARANTIS S.A. (CR)	1,946	---	---	---	---	---	47,758	
EXAEBOR	HELLENIC EXCHANGES-A.S.E. (CR)	5,000	---	---	---	---	---	243,062	
ELPEBOR	HELLENIQ ENERGY (CR)	1,267	---	---	129	4.75%	---	349,950	
INTRKBOR	INTRACOM HOLDINGS (CR)	---	---	---	---	---	---	---	
INKATBOR	INTRAKAT (CR)	---	---	---	---	---	---	---	
BELABOR	JUMBO SA (CR)	21,697	---	---	700	4.75%	---	196,329	
LAMDABOR	LAMDA DEVELOPMENT SA (CR)	400	---	---	---	---	---	638,613	
MIGBOR	MIG (CR)	1,522	---	---	---	---	---	40,179	
MOHBOR	MOTOR OIL (CR)	29,591	---	---	1,300	4.75%	---	461,251	
MYTILBOR	MYTILINEOS (CR)	6,432	---	---	---	---	---	124,624	
ETEBOR	NATIONAL BANK (CR)	541	---	---	---	---	---	9,040,114	
OPAPBOR	OPAP (CR)	2,500	---	---	---	---	---	1,564,960	
HTOBOR	OTE (CR)	1,000	---	---	---	---	---	2,207,948	
PPABOR	P.P.A. S.A. (CR)	---	---	---	---	---	---	65,287	
TPEIRBOR	PIRAEUS FINANCIAL HOLD (CR)	5,000	---	---	---	---	---	1,849,202	
PPCBOR	PPC (CR)	3,000	---	---	---	---	---	1,279,023	
QUALBOR	QUALITY & RELIABILITY SA (CR)	---	---	---	---	---	---	---	

Stock Lending Notes

[1] - Multilateral contracts Lending or Borrowing as per Methods 8-1, 8-2 and 8-3-3 (According to ATHEX BoD Resolution No.17)

[2] - Bilateral Contracts Lending or Borrowing as per Methods 8-3-1 and 8-3-2 (According to ATHEX BoD Resolution No.20)

[3] - The information concerning OTC Stock Borrowing Transactions is based on the statements of the Dematerialised Securities System (DSS) operators involved and refers to volumes that have been registered up until the previous working day.

[4] - Average Price (Volume weighted)

[5] - The Data concerning Open Interest before the start of trading session

Lending Products	Underlying Title	Open Interest[5]	Multilateral Transactions[1]				Bilateral Transactions[2]		Stock Borrowing through OTC (volume)[3]	
			Volume(Offered)	Average Weighted	Transactions volume	Average Weighted	Transactions Volume	Average Weighted	Transactions Volume	
QUESTBOR	QUEST HOLDINGS (CR)	---	---	---	---	---	---	---	41,564	
TENERGYBOR	TERNA ENERGY (CR)	---	---	---	---	---	---	---	262,546	
TITCBOR	TITAN CEMENT (CB)	5,602	---	---	---	---	---	---	297,309	
VIOBOR	VIOHALCO SA/NV (CB)	9,244	---	---	---	---	---	---	---	

Stock Lending Notes

[1] - Multilateral contracts Lending or Borrowing as per Methods 8-1, 8-2 and 8-3-3 (According to ATHEX BoD Resolution No.17)

[2] - Bilateral Contracts Lending or Borrowing as per Methods 8-3-1 and 8-3-2 (According to ATHEX BoD Resolution No.20)

[3] - The information concerning OTC Stock Borrowing Transactions is based on the statements of the Dematerialised Securities System (DSS) operators involved and refers to volumes that have been registered up until the previous working day.

[4] - Average Price (Volume weighted)

[5] - The Data concerning Open Interest before the start of trading session

Sectors codification for listed companies

12003-	ETF	10101010	Computer Services
10101015	Software	10102030	Computer Hardware
15101010	Telecommunications Equipment	15102015	Telecommunications Services
20101010	Health Care Facilities	20101025	Health Care Services
20102010	Medical Equipment	20103015	Pharmaceuticals
30101010	Banks	30202000	Diversified Financial Services
30202010	Asset Managers & Custodians	30202015	Investment Services
30204000	Closed End Investments	30302010	Full Line Insurance
30302015	Insurance Brokers	30302025	Property and Casualty Insurance
35101010	Real Estate Holding and Development	35101015	Real Estate Services
35102000	Diversified REITs	35102030	Office REITs
40201040	Rental & Leasing Services: Consumer	40202010	Home Construction
40202015	Household Furnishings	40202020	Household Appliance
40203040	Electronic Entertainment	40203045	Toys
40204020	Clothing & Accessories	40301010	Entertainment
40301030	Publishing	40301035	Radio & TV Broadcasters
40401010	Diversified Retailers	40401020	Apparel Retailers
40401025	Home Improvement Retailers	40401030	Specialty Retailers
40501010	Airlines	40501015	Travel & Tourism
40501020	Casinos & Gambling	40501025	Hotels & Motels
45101015	Distillers & Vintners	45101020	Soft Drinks
45102010	Farming Fishing Ranching & Plantations	45102020	Food Products
45103010	Tobacco	45201010	Food Retailers & Wholesalers
45201020	Personal Products	50101010	Construction
50101020	Building Roof/Wallboard and Plumbing	50101030	Cement
50101035	Building Materials: Other	50202010	Electrical Components
50203000	Diversified Industrials	50203015	Plastics
50203030	Containers & Packaging	50204000	Machinery: Industrial
50204020	Machinery: Construction & Handling	50205010	Industrial Suppliers
50205020	Back Office Support HR & Consulting	50205030	Forms & Bulk Printing Services
50206015	Commercial Vehicles & Parts	50206030	Marine Transportation
50206060	Transportation Services	55101000	Diversified Materials
55101020	Textile Products	55102000	General Mining
55102010	Iron & Steel	55102015	Metal Fabricating
55102035	Aluminum	60101020	Oil Refining and Marketing
65101010	Alternative Electricity	65101015	Conventional Electricity
65102030	Water		



ATHEX
Athens Stock Exchange

Λεωφ. Αθηνών 110 104 42 Αθήνα
110, Athinon Ave. GR 104 42 Athens
tel. (+30)210-33.66.800, fax (+30)210-33.66.101
www.athexgroup.gr