


23

Ημερήσιο Δελτίο  
Συναλλακτικής Δραστηριότητας

Daily Official List  
of Trading Activity

Tuesday, 12 September, 2023  
Year: 144 Trading Day No: 173



**ATHEXGROUP**  
Athens Exchange Group

**Disclaimer:**

Hellenic Exchanges-Athens Stock Exchange S.A endeavours to ensure that the data and other material ("Information") presented on the Daily Official List are accurate and complete, but it is not liable for any errors or omissions of data or /and for the accuracy, credibility, updating and completeness of the aforesaid information nor it has any liability arising directly or indirectly from the use of the above Information.

The Company is not liable for the accuracy of the data included in listed companies' announcements. Only the sender of such an announcement is fully and solely liable for any infringement of third party's rights from the content of such announcement. All contents of the Daily Official List are provided only for information purposes and do not constitute investment advice or solicitation to invest in securities or other products listed for trading on the Exchange.

You acknowledge and agree that the Company is the owner of any property rights related to any Information appearing on the Daily Official List including intellectual property rights copyright, trademarks, etc.

The above data are a property of the Hellenic Exchanges-Athens Exchange and are copyright protected. Users are forbidden to reproduce, modify, copy, sale, transmit or redistribute, by all reproduction means and methods, part or the whole of the above data, without reference to their source.

The commercial exploitation of these data is, also, forbidden by third parties. Hellenic Exchanges-Athens Exchange does not carry any responsibility, direct or indirect, derived from usage or accidental alteration of the above data when used by third parties.

---

**Hellenic Exchanges – Athens Stock Exchange S.A.**

110 Athinon Ave., 10442 Athens, Tel: (210) 33.66.800, Fax: (210) 32.13.938

[www.athexgroup.gr](http://www.athexgroup.gr)

---

**Thessalonica Stock Exchange Center (T.S.E.C)**

16-18 Katouni Str., Thessalonica 546 25 Tel: (2310) 567.667, Fax: (2310) 530.545

**Athex Members Guarantee Fund**

14-16 Fidiou Str., Athens 106 78, Tel: (210) 33.04.682, Fax: (210) 33.04.155

**Hellenic Republic Capital Market Commission**

1 Kolokotroni Str. & 1 Stadiou Str., Athens 10562 Tel: (210) 33.77.100 Fax: (210) 33.77.173

---

**Table of Contents**

---

**Section 1: Statistical Figures of Securities, Derivatives and Lending**

Summary of Markets

Athex Indices

Analytic Figures for Athex Market's Boards and Categories

Trading Details by Athex Sectors and Financial Instruments (ETFs)

Top 10 best &amp; worst performing Shares

Derivatives Summary

**Section 2: Analytic Figures of Shares Transactions**

Analytic Figures of Shares Transactions

Shares' Notes

**Section 3: Figures of Securities Transactions**

Securities Blocks Details

Shares Rights Details

Stock Borrowing

Forced Sales Details

Forced Sales Registered Shares

Exchange Traded Funds (ETFs) Characteristics

**Section 5: Bonds traded in Fixed Income Assets Market**

Convertible Corporate Bonds - Regulated Market

Non Convertible Corporate Bonds - Regulated Market

Government Bonds

Treasury Bills &amp; Zero Coupon Government Bonds

Government Bonds Traded with the Open Outcry Method

State Banks Bonds

**Section 6: Additional Infos**

Athex &amp; ATHEXClear Members List

List of Stocks under Market Making operations

**Section 7: Derivatives Market Analytic Figures**

Index Futures

Stock Futures

Index Options

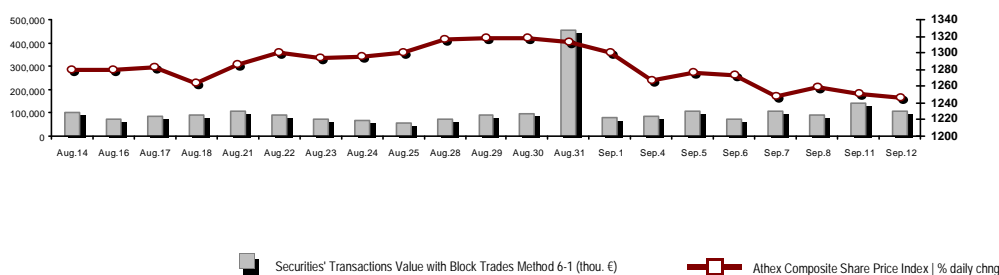
Stock Options

Stock Lending Analytic Figures

**Appendix A: Sectors codification for listed companies**

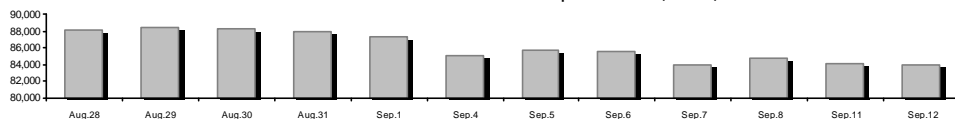
## Summary of Markets

Athex Composite Share Price Index vs Shares and Derivatives Transactions Value

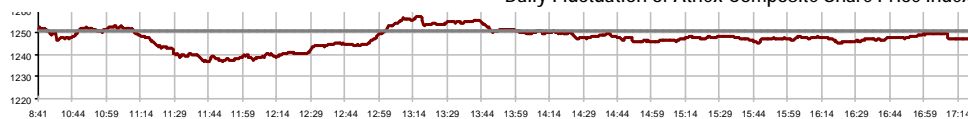


Athex Capitalisation (mill. €)**:	83,917.32		Derivatives Total Open Interest	525,383
Daily change: mill. €   %	-224.92	-0.27%	in Index Futures   % daily chng	5,479 -0.07%
Yearly Avg Capitalisation: mill. €   % chng prev year Avg	79,154.03	25.52%	in Stock Futures   % daily chng	516,673 2.73%
Athex Composite Share Price Index   % daily chng	1,246.88	-0.30%	in Index Options   % daily chng	1,969 3.69%
Athex Composite Share Price Index Capitalisation (mill. €)	76,814.03		in Stock Options   % daily chng	1,262 2.02%
Daily change (mill. €)	-214.42			
Securities' Transactions Value with Block Trades Method 6-1 (t)	105,294.31		Derivatives Contracts Volume:	210,222
Daily change: %	-34,151.68	-24.49%	Daily change: pieces   %	101,997 94.25%
YtD Avg Trans. Value: thou. €   % chng prev year Avg	105,705.84	46.30%	YtD Avg Derivatives Contracts % chng prev year Avg	44,797 30.41%
Blocks Transactions Value of Method 6-1 (thou. €)	19,339.00		Derivatives Trades Number:	5,020
Blocks Transactions Value of Method 6-2 & 6-3 (thou. €)	0.00		Daily change: number   %	-213 -4.07%
Bonds Transactions Value (thou.€)	1,261.02		YtD Avg Trades number % chng prev year Avg	2,352 14.51%
Securities' Transactions Volume with Block Trades Method 6-1 (tho)	26,681.18		Lending Total Open Interest	145,419
Daily change: thou. pieces   %	2,776.56	11.62%	Daily change: pieces   %	14,131 10.76%
YtD Avg Volume: % chng prev year Avg	34,821.20	22.82%	Lending Volume (Multilateral/Bilateral)	7,778
Blocks Transactions Volume of Method 6-1 (thou. Pieces)	5,184.28		Daily change: pieces   %	-18,353
Blocks Transactions Volume of Method 6-2 & 6-3 (thou. Pieces)	0.01		Multilateral Lending	7,778
Bonds Transactions Volume	1,313,000		Bilateral Lending	0
Securities' Trades Number with Block Trades Method 6-1	39,702		Lending Trades Number:	20
Daily change: number   %	1,155	3.00%	Daily change: %	-9
YtD Avg Trades number % chng prev year Avg	36,277	23.32%	Multilateral Lending Trades Number	20
Number of Blocks Method 6-1	21		Bilateral Lending Trades Number	0
Number of Blocks Method 6-2 & 6-3	1			
Number of Bonds Transactions	182			

Athex Capitalisation (mill. €)\*\*



Daily Fluctuation of Athex Composite Share Price Index



Athex Composite Share Price Index at 11/09/2023

Daily Fluctuation of Athex Composite Share Price Index at 12/09/2023

## Athex Indices

Index name	12/09/2023	11/09/2023	pts.	%	Min	Max	Year min	Year max	Year change
Athex Composite Share Price Index	1,246.88 €	1,250.59	-3.71	-0.30%	1,236.44	1,257.09	929.79	1,351.68	34.10% #
Athex ESG Index	1,415.92 €	1,419.50	-3.58	-0.25%	1,402.18	1,432.47	1,057.52	1,541.00	33.87% #
FTSE/Athex Large Cap	3,018.42 €	3,026.30	-7.88	-0.26%	2,988.55	3,054.56	2,250.77	3,280.71	34.06% #
FTSE/Athex Mid Cap Index	2,035.75 €	2,046.52	-10.77	-0.53%	2,015.08	2,054.52	1,411.43	2,224.46	44.23% #
FTSE/ATHEX High Dividend Yield Index	3,792.36 €	3,823.67	-31.31	-0.82%	3,778.22	3,835.04	3,028.28	4,088.01	25.23% #
FTSE/ATHEX Global Traders Index Plus	3,834.87 €	3,849.01	-14.14	-0.37%	3,795.81	3,861.71	2,616.09	4,115.43	46.59% #
FTSE/ATHEX Mid & Small Cap Factor-Weighted Ind	5,516.02 #	5,513.81	2.21	0.04%	5,479.87	5,551.52	4,353.12	5,946.34	25.49% #
ATHEX Select Index Plus	4,377.47 €	4,413.04	-35.57	-0.81%	4,346.20	4,419.17	3,071.06	4,762.60	42.54% #
ATHEX Select Index	6,451.85 €	6,470.70	-18.85	-0.29%	6,398.08	6,494.62	4,343.88	7,125.71	48.53% #
FTSE/Athex Market Index	720.21 €	721.81	-1.60	-0.22%	713.61	728.27	539.21	780.89	33.53% #
Athex Composite Index Total Return Index	2,254.05 €	2,260.75	-6.70	-0.30%	2,235.17	2,272.50	1,641.17	2,440.14	37.34% #
FTSE/Athex Large Cap Total Return	4,943.40 €	4,956.19	-12.79	-0.26%			3,623.42	5,338.50	37.28% #
FTSE/Athex Mid Cap Total Return	2,730.78 €	2,745.23	-14.45	-0.53%			1,881.61	2,956.50	47.00% #
Hellenic Mid & Small Cap Index	1,868.51 €	1,874.59	-6.08	-0.32%	1,846.69	1,876.11	1,365.14	2,011.62	36.87% #
FTSE/Athex Banks	963.14 €	965.30	-2.16	-0.22%	950.00	990.25	640.09	1,117.78	50.36% #
FTSE/Athex Financial Services	1,183.47 €	1,188.42	-4.95	-0.42%	1,173.59	1,214.36	672.72	1,514.55	72.67% #
FTSE/Athex Industrial Goods & Services	7,980.75 #	7,865.69	115.06	1.46%	7,713.89	7,997.81	4,603.86	8,651.06	72.06% #
FTSE/Athex Retail	1,210.35 €	1,227.97	-17.62	-1.43%	1,198.56	1,244.66	901.21	1,375.58	34.30% #
FTSE/ATHEX Real Estate	4,160.08 €	4,206.85	-46.77	-1.11%	4,156.06	4,233.29	3,750.22	4,816.41	2.14% #
FTSE/Athex Consumer Goods & Services	15,337.80 €	15,611.75	-273.95	-1.75%	15,206.80	15,725.11	8,974.47	16,184.74	67.48% #
FTSE/Athex Food & Beverage	9,948.14 #	9,852.95	95.19	0.97%	9,852.95	10,021.39	8,101.49	11,188.59	17.50% #
FTSE/Athex Basic Resources	9,551.30 €	9,597.51	-46.21	-0.48%	9,352.59	9,597.51	6,463.31	10,590.89	47.18% #
FTSE/Athex Construction & Materials	4,333.36 #	4,332.12	1.24	0.03%	4,257.40	4,362.22	3,204.90	4,808.27	35.21% #
FTSE/Athex Energy	5,305.89 #	5,288.55	17.34	0.33%	5,231.61	5,336.80	4,780.16	5,856.79	5.49% #
FTSE/Athex Travel & Leisure	2,987.25 €	3,017.19	-29.94	-0.99%	2,965.41	3,020.38	2,196.17	3,051.18	34.73% #
FTSE/Athex Technology	3,004.85 #	2,995.60	9.25	0.31%	2,953.98	3,004.85	2,047.81	3,153.87	46.28% #
FTSE/Athex Telecommunications	3,745.98 €	3,818.31	-72.33	-1.89%	3,745.98	3,818.31	3,511.53	4,415.99	-8.00% €
FTSE/Athex Utilities	5,326.83 €	5,360.15	-33.32	-0.62%	5,284.02	5,386.05	4,598.77	6,190.27	15.83% #
FTSE/Athex Health Care	446.61 €	452.92	-6.31	-1.39%	439.30	452.92	387.42	504.88	6.62% #
FTSE/Athex Personal Products	7,802.76 €	7,939.21	-136.45	-1.72%	7,757.95	8,080.39	6,441.87	8,386.11	18.11% #
Athex All Share Index	293.62 €	294.40	-0.78	-0.26%	293.62	293.62	231.11	314.56	27.53% #
MSCI GREECE REBASED	4,777.04 €	4,797.08	-20.04	-0.42%	4,721.73	4,849.54	4,125.04	5,209.29	--- -
Hellenic Corporate Bond Index	125.34 #	125.27	0.08	0.06%			118.78	125.45	5.34% #
Hellenic Corporate Bond Price Index	88.56 #	88.53	0.03	0.03%			85.96	88.73	2.70% #

Note 1: FTSE/Med 100, Hellenic Corporate Bond Price Index and Hellenic Corporate Bond Index closing prices refer to the previous trading day of 08/09/2023.

Note 2: The Hellenic Mid & Small Cap Index is a Customized index calculated by the Athens Exchange.

## Analytic Figures for Athex Market's Boards and Categories

	Total Traded Securities	Main Market	Surveillance	Exchange Traded Funds (ETFs)
Totals	120	110	9	1
Gain / Lose / Same:	33 / 61 / 26	31 / 60 / 19	1 / 1 / 7	1 / 0 / 0
Athex Capitalisation (mill. €) **	83,917.32	83,513.46	403.87	
Daily Average Trans/ons Value(thou.€)	105,705.84	105,462.11	243.52	46.35
Transactions Value	105,294.31	105,146.92	107.10	40.30
Main Board:	85,955.31	85,807.92	107.10	40.30
Blocks Board 6_2_3:	19,339.00	19,339.00	0.00	0.00
Forced Sales Board:	0.00	0.00	0.00	0.00
Special Terms Board:	0.00	0.00	0.00	0.00
Daily Average Transactions Volume	34,821,197	33,839,576	986,146	1,624
Transactions Volume	26,681,187	26,341,576	338,280	1,331
Main Board:	21,496,900	21,157,289	338,280	1,331
Blocks Board 6_2_3:	5,184,287	5,184,287	0	0
Forced Sales Board:	0	0	0	0
Special Terms Board:	0	0	0	0
Daily Average Number of Trades	36,277	36,058	217	3
Number of Trades	39,703	39,587	111	5
Main Board:	39,681	39,565	111	5
Blocks Board 6_2_3:	22	22	0	0
Forced Sales Board:	0	0	0	0
Special Terms Board:	0	0	0	0

## Trading Details by Athex Sectors and Financial Instruments (ETFs)

Code	Sectors	Gain / Lose / Same	Number of Trades	Transactions Volume	Transactions Value	% of Total Trans. Value
3010	- Banks	3 / 2 / 1	13,338	20,054,117	41,170,828.28	39.10%
5510	- Basic Resources	2 / 9 / 1	1,538	416,768	1,487,985.35	1.41%
5010	- Construction & Materials	3 / 7 / 2	2,676	846,572	2,996,422.52	2.85%
4020	- Consumer Products & Services	1 / 3 / 3	1,913	304,622	7,487,599.03	7.11%
6010	- Energy	3 / 1 / 0	1,893	221,315	3,620,330.58	3.44%
12000	- Financial Instruments	1 / 0 / 0	5	1,331	40,297.82	0.04%
3020	- Financial Services	2 / 3 / 0	459	104,648	514,682.59	0.49%
4510	- Food Beverage & Tobacco	2 / 2 / 1	133	18,020	279,514.83	0.27%
2010	- Health Care	0 / 3 / 0	201	97,564	91,960.62	0.09%
5020	- Industrial Goods & Services	5 / 10 / 4	4,616	724,412	11,413,407.77	10.84%
3030	- Insurance	0 / 1 / 0	15	1,912	8,091.68	0.01%
4030	- Media	1 / 0 / 0	15	17,422	9,395.43	0.01%
4520	- Personal Care, Drug & Grocery Stores	1 / 1 / 1	220	277,312	2,026,711.11	1.92%
3510	- Real Estate	1 / 4 / 6	1,071	173,788	853,468.39	0.81%
4040	- Retail	2 / 2 / 2	263	41,915	164,896.57	0.16%
1010	- Technology	5 / 4 / 2	1,532	461,615	2,792,945.41	2.65%
1510	- Telecommunications	0 / 2 / 0	2,064	951,706	12,834,579.57	12.19%
4050	- Travel & Leisure	0 / 3 / 3	3,470	633,608	6,566,905.16	6.24%
6510	- Utilities	1 / 4 / 0	4,281	1,332,540	10,934,289.70	10.38%

## Top 10 best &amp; worst performing Shares

## Main Market

With positive Price change	Closing price	change	With negative Price change	Closing price	change
EKTER SA (CR)	2.53	5.42% #	ATHENS MEDICAL CENTER SA (CR)	1.85	-2.89% ☒
DOMIKI KRITIS SA (CR)	3.02	2.72% #	INTERWOOD-XYLEMPORIA (CR)	0.375	-2.85% ☒
MYTILINEOS (CR)	35.18	1.85% #	UNIBIOS (CR)	1.04	-2.80% ☒
QUEST HOLDINGS (CR)	6.17	1.81% #	ALUMIL (CR)	3.36	-2.33% ☒
REVOIL (CR)	2	1.52% #	THRACE PLASTICS SA (CR)	4.46	-2.09% ☒
ENTERSOFT (CR)	5.96	1.36% #	FOURLIS (CR)	4.32	-2.04% ☒
GEK TERNA (CR)	12.76	1.27% #	ANDROMEDA SA (CR)	6.94	-1.98% ☒
CC HBC AG (CR)	26.53	0.99% #	EUROCONSULTANTS S.A. (CR)	1.01	-1.94% ☒
PAPOUTSANIS (CR)	2.24	0.90% #	OTE (CR)	13.39	-1.91% ☒
GEN. COMMERCIAL & IND.SA (CR)	1.73	0.88% #	GR. SARANTIS S.A. (CR)	7.85	-1.88% ☒
With the highest Transactions Value	Value (thou. €)	change	With the highest Transactions Volume	Volume	change
PIRAEUS FINANCIAL HOLD (CR)	14,587.33	-1.55% ☒	ALPHA SERVICES HOLD (CR)	7,037,157	0.04% #
OTE (CR)	12,828.93	-1.91% ☒	EUROBANK HOLDINGS (CR)	6,905,600	0.00% -
EUROBANK HOLDINGS (CR)	10,164.61	0.00% -	PIRAEUS FINANCIAL HOLD (CR)	4,947,760	-1.55% ☒
ALPHA SERVICES HOLD (CR)	9,627.54	0.04% #	NATIONAL BANK (CR)	1,157,379	0.14% #
MYTILINEOS (CR)	9,317.29	1.85% #	OTE (CR)	950,990	-1.91% ☒
JUMBO SA (CR)	7,276.28	-1.86% ☒	PPC (CR)	711,674	-1.05% ☒
PPC (CR)	6,692.21	-1.05% ☒	ADMIE (IPTO) HOLDING S.A. (CR)	355,692	-0.23% ☒
NATIONAL BANK (CR)	6,690.83	0.14% #	OPAP (CR)	318,588	-1.09% ☒
OPAP (CR)	5,217.96	-1.09% ☒	MYTILINEOS (CR)	268,191	1.85% #
TERNA ENERGY (CR)	3,009.45	0.68% #	JUMBO SA (CR)	264,350	-1.86% ☒

Note: Stocks that are not included in the "Under Supervision" category, and the transactions value is more than 10,000 €.

## Derivatives Summary

	Number of Trades	Volume	Open Interest
<b>Index Futures</b>	<b>377</b>	<b>3,662</b>	<b>5,479</b>
FTSE/Athex Banks	26	398	2,060
FTSE/Athex Large Cap	349	3,260	3,216
MSCI GREECE REBASED	2	4	203
<b>Stock Futures</b>	<b>4,616</b>	<b>206,376</b>	<b>516,673</b>
ADMIE (IPTO) HOLDING S.A. (CR)	183	14,409	19,024
AEGEAN AIRLINES (CR)	204	2,784	6,968
ALPHA SERVICES HOLD (CR)	1,037	101,568	223,572
AUTOHELLAS SA (CR)	4	84	125
AVAX S.A. (CR)	38	1,316	1,353
CC HBC AG (CR)	21	126	615
CENERGY HOLDINGS (CB)	88	2,766	5,812
ELLAKTOR (CR)	10	173	571
ELVALHALCOR (CR)	37	485	2,564
EUROBANK HOLDINGS (CR)	245	20,052	51,084
EYDAP S.A. (CR)	20	896	2,442
FOURLIS (CR)	17	84	729
GEK TERNA (CR)	116	1,069	7,162
HELLENIC EXCHANGES-A.S.E. (CR)	104	3,150	7,329
HELLENIQ ENERGY (CR)	26	571	1,680
INTRACOM HOLDINGS (CR)	107	454	5,911
INTRAKAT (CR)	73	2,861	5,977
JUMBO SA (CR)	10	28	250
LAMDA DEVELOPMENT SA (CR)	61	258	5,387
MIG (CR)	0	0	80
MOTOR OIL (CR)	36	293	1,150
MYTILINEOS (CR)	311	2,101	4,647
NATIONAL BANK (CR)	267	5,447	20,698
OPAP (CR)	33	436	2,950
OTE (CR)	254	3,187	10,884
P.P.A. S.A. (CR)	6	23	293
PIRAEUS FINANCIAL HOLD (CR)	448	22,659	77,355
PPC (CR)	492	12,128	27,255
QUEST HOLDINGS (CR)	6	40	221
TERNA ENERGY (CR)	250	5,269	17,009
TITAN CEMENT (CB)	22	222	634
VIOHALCO SA/NV (CB)	90	1,437	4,942
<b>Index Options</b>	<b>15</b>	<b>129</b>	<b>1,969</b>
FTSE/Athex Large Cap	15	129	1,969
<b>Stock Options</b>	<b>12</b>	<b>55</b>	<b>1,262</b>
ALPHA SERVICES HOLD (CR)	0	0	14
NATIONAL BANK (CR)	0	0	324
OPAP (CR)	0	0	187
OTE (CR)	1	5	100
PIRAEUS FINANCIAL HOLD (CR)	0	0	8
PPC (CR)	11	50	629
<b>Total Derivatives Traded</b>	<b>5,020</b>	<b>210,222</b>	<b>525,383</b>











## Shares' Notes

Code	Note text
( )	- Adjusted dividends.
*	- Last adjusted closing price.
[1]	- Net dividends.
[2]	- The "Date of Last Coupon" for New listings refers to the date company's stocks started to trade in Athex
[3]	- The Company Market Value is referred to the number of outstanding shares
[4]	- Sectors codification can be found in Appendix A
[5]	- The Market Value refers to the total number of shares listed (including their several classes) in the exchange by the company.
[6]	- P/E greater than 100
[7]	- Last view of the Order Book before the end of the trading session
[8]	- All Blocks Methods' Transactions Value are included.
4750	- Transfer to the Under Surveillance Category from 8/4/2011.
4955	- Transfer to the Surveillance Category as from 5/4/2013.
4957	- Transfer to the Surveillance Category as from 5/4/2013.
4958	- Transfer to the Surveillance Category as from 5/4/2013.
4959	- Transfer to the Surveillance Category as from 5/4/2013.
5093	- Transfer to the Surveillance Category as of 8/4/2015.
5141	- Transfer to the Surveillance Category as of 10/05/2017.
5160	- Transfer to the Surveillance Category as of 15/04/2016.
5165	- Transfer to the Surveillance Category as of 15/02/2018.
5179	- Suspension of trading as of 25/05/2018.
5193	- Transfer to the Surveillance Category as of 25/10/2018.
5197	- Transfer to the Surveillance Category as of 07/11/2018.
5216	- Suspension of trading as of 01/10/2019.
5232	- Transfer to the Under Surveillance Category from 08/04/2011.
5233	- Suspension of trading as of 13/05/2020.
5248	- Transfer to the Surveillance Category as of 06/09/20116.
5253	- Transfer to the Surveillance Category as of 14/5/2021.
5275	- Transfer to the Surveillance Category as of 09/07/2020.
5277	- Suspension of trading as of 02/05/2023.
5278	- Suspension of trading as of 03/05/2023.

### Securities Blocks Details

Securities	Block Volume	Price	Block Trade Value	Time of approval	Note
JUMBO SA (CR)	24,592	27.98	688,084.16	11:14:24	20
PIRAEUS FINANCIAL HOLD (CR)	429,360	2.94	1,264,035.84	11:27:00	20
EUROBANK HOLDINGS (CR)	364,108	1.44	523,223.20	11:29:01	20
INTRACOM HOLDINGS (CR)	47,000	2.17	101,990.00	11:43:57	20
OTE (CR)	565,582	13.51	7,641,012.82	11:54:00	20
JUMBO SA (CR)	30,000	27.60	828,000.00	12:00:17	20
GR. SARANTIS S.A. (CR)	40,000	8.10	324,000.00	12:18:22	20
EYDAP S.A. (CR)	30,000	6.40	192,000.00	12:45:50	20
EYDAP S.A. (CR)	20,000	6.40	128,000.00	12:52:01	20
EUROBANK HOLDINGS (CR)	845,000	1.48	1,251,022.50	13:08:24	20
GR. SARANTIS S.A. (CR)	30,000	8.00	240,000.00	13:10:21	20
EUROBANK HOLDINGS (CR)	1,000,000	1.50	1,500,000.00	13:15:58	20
EUROBANK HOLDINGS (CR)	498,000	1.50	747,000.00	13:18:29	20
TERNA ENERGY (CR)	25,000	16.20	405,000.00	13:20:14	20
AUSTRIACARD (CB)	20,000	6.55	131,000.00	13:27:19	20
JUMBO SA (CR)	10,000	27.60	276,000.00	13:48:41	20
PIRAEUS FINANCIAL HOLD (CR)	480,640	2.98	1,434,229.76	14:55:35	20
EUROBANK HOLDINGS (CR)	300,000	1.46	437,700.00	15:11:43	20
JUMBO SA (CR)	10,000	27.38	273,800.00	15:55:28	20
QUALITY & RELIABILITY SA (CR)	5	0.740	3.70	15:58:20	18
JUMBO SA (CR)	15,000	27.38	410,700.00	16:20:27	20
ALPHA SERVICES HOLD (CR)	400,000	1.36	542,200.00	16:33:34	20

### Blocks Notes

- 9 - Method 6-1 / Special Fees
- 10 - Method 6-1 / Special Fees, SDS
- 14 - Method 6-3 / Settlement, Incomplete Buy and Sell
- 18 - Method 6-2 / SPOT 1
- 19 - Method 6-2 / SPOT 2
- 20 - Method 6-1 and Method 6-1 Same Day Settlement
- 21 - Other Pre-agreed

**Shares Rights Details**

Occurred date	Exercise from	Exercise until	Trading until	Rights	Price min	Price max	Closing price	Last Bid	Last Ask	Volume	Trades	Transactions Value
---------------	---------------	----------------	---------------	--------	-----------	-----------	---------------	----------	----------	--------	--------	--------------------

No Rights Transactions.

---

**Forced Sales Details**

---

Securities	Category of Security	Transactions Volume	Number of Trades	Transactions Value	Note
<b>No Forced Transactions.</b>					

---

---

**Forced Sales Notes**

---

- 1 - Compulsory Public Forced Sales
- 2 - Forced Sales of Fixed Registered Shares
- 3 - Forced Sales of Remaining Fractional Shares



## Exchange Traded Funds (ETFs) Characteristics

	Transactions Date (T)	Creation / Redemption	Units (T-1)	New Units (T-1)	Redemption Units (T-1)	Units (T) [1]	Fund Assets [2]	Net Unit Price	Dividend per Unit	Dividend Date
ALPHA ETF FTSE Athex Large Cap	12/09/2023	5,000	924,675	---	---	924,675	28,046,920.00	30.3317	0.62	03/07/2023

## ETFs Notes

[1] - Units (T) = Units (T-1) + New Units (T-1) - Redemption Units (T-1)

[2] - The Creation / Redemption Units of T-1 are included.

## Non Convertible Corporate Bonds - Regulated Market

Num Listed Bonds	Nominal price	Issue price	Today's Rate	Exp. Date	Duration (years)	Note	Coupon		Trading Unit	Corporate Bonds	Accrued Int.	Yield.T.Mat	Price min	Price max	Closing price	Previous closing price/date	Volume	Transactions Value	Last order		ear min	Year max		
							Common	Preferred											Price	Buy / Sell			Date	
100,000	1,000.00	1,000.00	2.70	25/05/2026	5	---	5	---	1	COSTAMARE PARTICIPATIONS PLC (Non Convertible)	8.4000	4.8970	93.9500	93.9500	93.9500	93.5600	11/09/2023	3,000	2,843.70	93.9500	B	12/09/2023	92.1400	97.0000
320,000	1,000.00	1,000.00	3.40	21/07/2027	7	---	7	---	1	LAMDA DEVELOPMENT S.A. (Non Convertible)	5.1944	5.3090	91.9000	92.8000	91.9532	92.5300	11/09/2023	178,000	164,817.27	91.8007	B	12/09/2023	91.4001	95.5000
200,000	1,000.00	1,000.00	2.10	27/10/2027	7	---	6	---	1	O.P.A.P. S.A. (Non Convertible)	8.1667	4.0890	91.9100	92.0000	92.0000	92.9390	11/09/2023	23,000	21,345.13	92.0000	B	12/09/2023	91.3710	95.4000
200,000	1,000.00	1,000.00	1.90	23/03/2028	7	---	5	---	1	MOTOR OIL CORINTH REFINERIES SA (Non Convertible)	9.2361	3.9760	90.8000	91.3500	91.1972	91.3500	11/09/2023	18,000	16,581.75	90.7100	B	12/09/2023	87.5500	92.6000
100,000	1,000.00	1,000.00	2.95	11/02/2027	5	---	4	---	1	SAFE BULKERS PARTICIPATIONS PLC (Non Convertible)	2.7861	5.2910	---	---	---	92.4080	11/09/2023	---	---	92.7000	B	12/09/2023	89.9269	97.9500
230,000	1,000.00	1,000.00	4.70	12/07/2029	7	---	3	---	1	LAMDA DEVELOPMENT S.A. (Non convertible)	8.3556	4.6080	99.1000	99.3500	99.2327	99.3590	11/09/2023	55,000	55,043.92	98.8500	B	12/09/2023	94.9889	101.0000
100,000	1,000.00	1,000.00	4.40	26/07/2029	7	---	3	---	1	CPLP SHIPPING HOLDINGS PLC (Non Convertible)	6.1111	4.5130	98.4000	98.4010	98.4001	98.1810	11/09/2023	20,000	19,802.24	98.1000	B	12/09/2023	97.2369	100.8000
200,000	1,000.00	1,000.00	3.60	12/03/2026	7	---	10	---	1	AEGEAN AIRLINES S.A. (Non Convertible)	0.2000	4.4520	96.3000	97.0000	96.3936	97.5350	11/09/2023	132,000	127,265.91	96.4001	B	12/09/2023	95.6301	98.9000
500,000	1,000.00	1,000.00	2.75	03/07/2027	7	---	7	---	1	GEK TERNA S.A. (Non Convertible)	5.5764	4.6270	91.8100	92.5000	92.5000	92.5090	11/09/2023	61,000	56,700.86	92.1000	B	12/09/2023	86.8000	94.4535
120,000	1,000.00	1,000.00	3.95	04/04/2025	7	---	11	---	1	GEK TERNA S.A. (Non Convertible)	17.8847	3.9590	98.7000	98.7000	98.7000	98.7000	11/09/2023	5,000	5,024.42	97.9500	B	12/09/2023	97.5523	100.5000
175,000	1,000.00	1,000.00	3.40	26/07/2024	5	---	9	---	1	ATTICA HOLDINGS S.A. (Non Convertible)	4.7222	5.0630	97.6101	98.0000	97.9840	96.8900	11/09/2023	59,000	58,089.31	97.6101	B	12/09/2023	96.6179	99.4500
300,000	1,000.00	1,000.00	2.30	20/07/2028	7	---	5	---	1	PRODEA REIC S.A.(Non Convertible)	3.5778	5.5370	86.1000	86.7000	86.4000	86.7000	11/09/2023	121,000	104,729.08	86.4000	B	12/09/2023	82.0100	89.1000
150,000	1,000.00	1,000.00	2.65	22/10/2026	5	---	4	---	1	CPLP SHIPPING HOLDINGS PLC (Non Convertible)	10.5264	4.7780	93.5000	93.5000	93.5000	93.2980	11/09/2023	1,000	945.53	93.3000	B	12/09/2023	92.5500	96.0000
250,000	1,000.00	1,000.00	2.45	16/11/2028	7	---	4	---	1	ELVALHALCOR S.A. (Non Convertible)	8.2347	4.9210	88.2500	89.8899	88.7540	89.2500	11/09/2023	42,000	37,613.39	88.2500	B	12/09/2023	85.6375	92.0000
120,000	1,000.00	1,000.00	2.65	06/12/2028	7	---	4	---	1	NOVAL PROPERTY REIC (Non Convertible)	7.3611	5.2570	87.3100	88.3500	88.1400	89.0000	11/09/2023	31,000	27,522.59	87.6000	B	12/09/2023	84.3700	91.9500
300,000	1,000.00	1,000.00	2.30	14/12/2028	7	---	4	---	1	GEK TERNA S.A. (Non Convertible)	5.8778	5.3700	86.0000	87.3999	86.3653	87.5000	11/09/2023	23,000	19,999.20	86.6000	B	12/09/2023	82.1339	90.3500
100,000	1,000.00	1,000.00	2.80	25/01/2027	5	---	4	---	1	PREMIA S.A. (Non Convertible)	3.9667	5.1800	90.0307	92.3900	92.3900	93.2790	11/09/2023	2,000	1,832.14	90.1144	B	12/09/2023	87.6862	95.9899
500,000	1,000.00	1,000.00	4.00	10/07/2030	7	---	1	---	1	MYTILINEOS S.A. (Non Convertible)	7.3333	4.0280	99.5999	99.7000	99.6949	99.6040	11/09/2023	533,000	535,214.86	99.6000	B	12/09/2023	99.5000	100.0700
150,000	1,000.00	1,000.00	2.60	22/10/2026	7	---	8	---	1	TERNA ENERGY FINANCE S.A. (Non Convertible)	10.3278	4.6300	93.1000	93.1100	93.1017	94.1880	11/09/2023	6,000	5,648.07	93.1000	B	12/09/2023	92.5000	95.7400

## Corporate Bonds Notes

Transactions Volume = (Pieces) \* (Nominal Price). Transactions Value = (Pieces) \* (Nominal Price) \* (price %) + (Accrued interest).

The price of a Bond is stated as a percentage (%) of Bond's Nominal Price.

Nominal Price in Euros (€), except if it is noted differently.

## Government Bonds

Number Listed Bonds	Nominal price	Today's Rate	Accrued Interest Calc	Exp. Date [1]	Duration (years)	Note	Coupons Date	Curr. coupon value	Trading Unit	Government Bonds	Price min	Price max	Closing price	Previous closing price/date	Volume	Transactions Value	Price	Last order Buy / Sell	Date
4,500,000	1,000.00	1.88	Actual/Actual	04/02/2035	15	---	04/02	1.88	1	GGB-FXD-040235-15Y-1.875-1.000	---	---	---	---	---	---	---	---	---
1,805,793	1,000.00	3.45	Actual/Actual	02/04/2024	5	---	02/04	3.45	1	GGB-FXD-020424-05Y-3.450-1.000	---	---	---	---	---	---	---	---	---
6,000,000	1,000.00	0.75	Actual/Actual	18/06/2031	10	---	18/06	0.75	1	GGB-FXD-180631-10Y-0.750-1.000	---	---	---	---	---	---	---	---	---
2,750,000	1,000.00	3.88	Actual/Actual	15/06/2028	5	---	15/06	3.88	1	GGB-FXD-150628-05Y-3.875-1.000	---	---	---	---	---	---	---	---	---
5,962,747,327	1.00	3.75	Actual/Actual	30/01/2028	10	---	/02 - 01/02 - 31/	3.75	1	GGB-FXD-300128-10Y-3.750-1.000	---	---	---	85.4610 13/07/2018	---	---	1.0000	B	28/11/2018
7,067,309,386	1.00	3.90	Actual/Actual	30/01/2033	15	---	/02 - 01/02 - 31/	3.90	1	GGB-FXD-300133-15Y-3.900-1.000	---	---	---	78.6730 13/07/2018	---	---	1.0000	B	28/11/2018
5,622,848,349	1.00	4.00	Actual/Actual	30/01/2037	19	---	/02 - 01/02 - 31/	4.00	1	GGB-FXD-300137-19Y-4.000-1.000	---	---	---	77.0370 13/07/2018	---	---	1.0000	B	28/11/2018
5,476,770,669	1.00	4.20	Actual/Actual	30/01/2042	24	---	/02 - 01/02 - 31/	4.20	1	GGB-FXD-300142-24Y-4.200-1.000	---	---	---	77.7640 13/07/2018	---	---	1.0000	B	28/11/2018
48,794,718	1.00	4.30	Actual/Actual	24/02/2024	12	---	24/02	4.30	1	GGB-FXD-240224-12Y-2.000-1.000	---	---	---	10.0000 22/06/2015	---	---	---	---	---
40,248,141	1.00	4.30	Actual/Actual	24/02/2025	13	---	24/02	4.30	1	GGB-FXD-240225-13Y-2.000-1.000	---	---	---	10.0000 22/06/2015	---	---	---	---	---
59,586,043	1.00	4.30	Actual/Actual	24/02/2026	14	---	24/02	4.30	1	GGB-FXD-240226-14Y-2.000-1.000	---	---	---	10.0000 22/06/2015	---	---	---	---	---
41,118,344	1.00	4.30	Actual/Actual	24/02/2027	15	---	24/02	4.30	1	GGB-FXD-240227-15Y-2.000-1.000	---	---	---	10.0000 22/06/2015	---	---	---	---	---
45,137,734	1.00	4.30	Actual/Actual	24/02/2028	16	---	24/02	4.30	1	GGB-FXD-240228-16Y-2.000-1.000	---	---	---	10.0000 22/06/2015	---	---	---	---	---
61,768,888	1.00	4.30	Actual/Actual	24/02/2029	17	---	24/02	4.30	1	GGB-FXD-240229-17Y-2.000-1.000	---	---	---	10.0000 22/06/2015	---	---	---	---	---
54,567,744	1.00	4.30	Actual/Actual	24/02/2030	18	---	24/02	4.30	1	GGB-FXD-240230-18Y-2.000-1.000	---	---	---	10.0000 22/06/2015	---	---	---	---	---
37,541,515	1.00	4.30	Actual/Actual	24/02/2031	19	---	24/02	4.30	1	GGB-FXD-240231-19Y-2.000-1.000	---	---	---	10.0000 22/06/2015	---	---	---	---	---
37,558,317	1.00	4.30	Actual/Actual	24/02/2032	20	---	24/02	4.30	1	GGB-FXD-240232-20Y-2.000-1.000	---	---	---	10.0000 22/06/2015	---	---	---	---	---
37,473,732	1.00	4.30	Actual/Actual	24/02/2033	21	---	24/02	4.30	1	GGB-FXD-240233-21Y-2.000-1.000	---	---	---	10.0000 22/06/2015	---	---	---	---	---
33,888,293	1.00	4.30	Actual/Actual	24/02/2034	22	---	24/02	4.30	1	GGB-FXD-240234-22Y-2.000-1.000	---	---	---	10.0000 22/06/2015	---	---	---	---	---
35,177,800	1.00	4.30	Actual/Actual	24/02/2035	23	---	24/02	4.30	1	GGB-FXD-240235-23Y-2.000-1.000	---	---	---	10.0000 22/06/2015	---	---	---	---	---
35,547,268	1.00	4.30	Actual/Actual	24/02/2036	24	---	24/02	4.30	1	GGB-FXD-240236-24Y-2.000-1.000	---	---	---	10.0000 22/06/2015	---	---	---	---	---
40,246,306	1.00	4.30	Actual/Actual	24/02/2037	25	---	24/02	4.30	1	GGB-FXD-240237-25Y-2.000-1.000	---	---	---	10.0000 22/06/2015	---	---	---	---	---
37,643,952	1.00	4.30	Actual/Actual	24/02/2038	26	---	24/02	4.30	1	GGB-FXD-240238-26Y-2.000-1.000	---	---	---	10.0000 22/06/2015	---	---	---	---	---
36,977,100	1.00	4.30	Actual/Actual	24/02/2039	27	---	24/02	4.30	1	GGB-FXD-240239-27Y-2.000-1.000	---	---	---	10.0000 22/06/2015	---	---	---	---	---
41,615,000	1.00	4.30	Actual/Actual	24/02/2040	28	---	24/02	4.30	1	GGB-FXD-240240-28Y-2.000-1.000	---	---	---	10.0000 22/06/2015	---	---	---	---	---
42,227,208	1.00	4.30	Actual/Actual	24/02/2041	29	---	24/02	4.30	1	GGB-FXD-240241-29Y-2.000-1.000	---	---	---	10.0000 22/06/2015	---	---	---	---	---
68,288,487	1.00	4.30	Actual/Actual	24/02/2042	30	---	24/02	4.30	1	GGB-FXD-240242-30Y-2.000-1.000	---	---	---	10.0000 22/06/2015	---	---	---	---	---
4,000,000	1,000.00	3.88	Actual/Actual	12/03/2029	10	---	12/03	3.88	1	GGB-FXD-120329-10Y-3.875-1.000	---	---	---	---	---	---	100.0000	B	15/10/2019
4,500,000	1,000.00	0.00	Actual/Actual	12/02/2026	5	---	12/02	0.00	1	GGB-FXD-120226-05Y-0.000-1.000	---	---	---	---	---	---	---	---	---
2,209,163	1,000.00	3.38	Actual/Actual	15/02/2025	7	---	15/02	3.38	1	GGB-FXD-150225-07Y-3.375-1.000	---	---	---	---	---	---	---	---	---
964,000	1,000.00	3.25	Actual/Actual	20/03/2025	6	---	20/03	3.25	1	GGB-FXD-200325-06Y-3.250-1.000	---	---	---	---	---	---	---	---	---
2,100,000	1,000.00	3.55	Actual/Actual	20/03/2026	7	---	20/03	3.55	1	GGB-FXD-200326-07Y-3.550-1.000	---	---	---	---	---	---	---	---	---
40,000	1,000.00	2.18	FLR Actual/360	16/09/2023	1	---	16/03 - 16/09	---	1	GGB-FLT-160923-01Y-2.178-1.000	---	---	---	---	---	---	---	---	---
5,500,000	1,000.00	1.50	Actual/Actual	18/06/2030	10	---	18/06	1.50	1	GGB-FXD-180630-10Y-1.500-1.000	---	---	---	---	---	---	---	---	---
3,500,000	1,000.00	4.38	Actual/Actual	18/07/2038	15	---	18/07	4.38	1	GGB-FXD-180738-15Y-4.375-1.000	---	---	---	---	---	---	---	---	---

## Government Bonds Notes

Transactions Volume = (Pieces) \* (Nominal Price). Transactions Value = (Pieces) \* (Nominal Price) \* (price %) + (Accrued interest).

The Value of current coupon for the issues with NV 0.01 euro refers to NV 100 euros

FLR: Floating Interest Rate.

[1] - The Expiration Date of the interest bearing period and the Date for coupon payment.

## Government Bonds

Number Listed Bonds	Nominal price	Today's Rate	Accrued Interest Calc	Exp. Date [1]	Duration (years)	Note	Coupons Date	Curr. coupon value	Trading Unit	Government Bonds	Price min	Price max	Closing price	Previous closing price/date	Volume	Transactions Value	Price	Last order Buy / Sell	Date
5,364,250	1,000.00	3.25	Actual/Actual	20/03/2050	30	---	20/03	3.25	1	GGB-FXD-200350-30Y-3.250-1.000	---	---	---	---	---	---	---	---	---
3,924,361	1,000.00	2.00	Actual/Actual	22/04/2027	7	---	22/04	2.00	1	GGB-FXD-220427-07Y-2.000-1.000	---	---	---	---	---	---	99.9000	B	22/04/2020
2,500,000	1,000.00	1.88	Actual/Actual	23/07/2026	7	---	23/07	1.88	1	GGB-FXD-230726-07Y-1.875-1.000	---	---	---	---	---	---	---	---	---
4,050,000	1,000.00	4.25	Actual/Actual	15/06/2033	10	---	15/06	4.25	1	GGB-FXD-150633-10Y-4.250-1.000	---	---	---	---	---	---	---	---	---
3,500,000	1,000.00	1.88	Actual/Actual	24/01/2052	30	---	24/01	1.88	1	GGB-FXD-240152-30Y-1.875-1.000	---	---	---	---	---	---	---	---	---
3,700,000	1,000.00	1.75	Actual/Actual	18/06/2032	10	---	18/06	1.75	1	GGB-FXD-180632-10Y-1.750-1.000	---	---	---	---	---	---	---	---	---
2,200,000	1,000.00	1.13	FLR Actual/360	15/12/2027	5	---	- 15/12 - 15/03 -	---	1	GGB-FLT-151227-05Y-1.130-1.000	---	---	---	---	---	---	102.1600	B	30/12/2022

## Government Bonds Notes

Transactions Volume = (Pieces) \* (Nominal Price). Transactions Value = (Pieces) \* (Nominal Price) \* (price %) + (Accrued interest).

The Value of current coupon for the issues with NV 0.01 euro refers to NV 100 euros

FLR: Floating Interest Rate.

[1] - The Expiration Date of the interest bearing period and the Date for coupon payment.

Treasury Bills & Zero Coupon Government Bonds

Issue Date	13-Week Maturity									26-Week Maturity									52-Week Maturity								
	Exp. Date	Initial Rate	Num Listed Bonds	Nominal price	Issue price	Last Trade Price	Last Trade Date	Volume Traded	Note	Exp. Date	Initial Rate	Num Listed Bonds	Nominal price	Issue price	Last Trade Price	Last Trade Date	Volume Traded	Note	Exp. Date	Initial Rate	Num Listed Bonds	Nominal price	Issue price	Last Trade Price	Last Trade Date	Volume Traded	Note
09/12/2022	---	---	---	---	---	---	---	---	---	---	---	---	---	---	---	---	---	---	08/12/2023	2.73	600,000	1,000.00	973.10	---	---	---	---
10/03/2023	---	---	---	---	---	---	---	---	---	---	---	---	---	---	---	---	---	---	08/03/2024	3.75	1,000,000	1,000.00	963.46	---	---	---	---
09/06/2023	---	---	---	---	---	---	---	---	---	---	---	---	---	---	---	---	---	---	07/06/2024	3.84	1,600,000	1,000.00	962.60	---	---	---	---

Bonds in Circulation	Currency / Min nominal traded Value	Coupons Payment Date	Current Coupon Value	Note	Coupon	Trading Unit	Issue Date	Duration (years)	Today's Interest	A.I.C in days	Bonds	Last price of previous days		Last Outcry in Cash (euro)		Trades in Pieces	Life min	Life Max	
												Price	Buy / Sell	Price	Buy / Sell				
<b>Corporate Bonds in Foreign Currency and Euro</b>																			
103,746	GBP / 10	01/12	0.25	---	64	1	01/12/1930	98	2.5	360	National Mortgage Bank	2.27	05/02/1996	2.27	S	05/02/1996	---	2.27	2.27
0	GBP / 10	01/12	0.25	---	66	1	01/12/1928	100	2.5	360	National Mortgage Bank	---	---	---	---	---	---	---	---

## Government Bonds Notes

A.I.C: Accrued Interest Calculation base.

FLR: Floating Interest Rate.

The minimum tradeable Nominal Value for all Demeterialised Government Titles is 100 Euros.

(μτφρ-0)

## Athex &amp; ATHEXClear Members List

Member Name				Stock Market			Derivatives Market		ATHEXClear Member	
	Address	Phone	Fax	Market Member	Remote Member	Market Maker	Proprietary	Market Maker	General Clearing	Direct Clearing
A. SARRIS SECURITIES S.A.				a						
6, ΔΡΑΓΑΤΣΑΝΙΟΥ 6 ΑΘΗΝΑ	2103367700									
AEONIC SECURITIES C.I.F. P.L.C.				a						
, ΛΑΪΟΥ 6, ΓΡ. 301B, ANNA COURT	35725337600									
ALPHA BANK S.A.									a	
, ΣΤΑΔΙΟΥ 40 ΑΘΗΝΑ	2103260000									
ALPHA FINANCE INVESTMENT SERVICES SINGLE MEMBER SA				a		a	a	a		a
5, ΠΑΝΕΠΙΣΤΗΜΙΟΥ 45 ΑΘΗΝΑ	2103677400									
ARGUS STOCKBROKERS LTD				a	a		a			
25, 25 ΛΕΩΦΟΡΟΣ ΔΗΜΟΣΘΕΝΗ ΣΕΒΕΡΗ	0035722717000									
ATLANTIC SECURITIES LTD				a	a					
37, ΠΡΟΔΡΟΜΟΥ 37	0035722445400									
AXON SECURITIES S.A.				a			a			
48, ΣΤΑΔΙΟΥ 48 ΑΘΗΝΑ	2103363800									
BETA SECURITIES S.A.				a		a	a			a
29, Α.ΑΛΕΞΑΝΔΡΑΣ 29 ΑΘΗΝΑ	2106478930									
BNP PARIBAS S.A.									a	
, ΛΑΜΨΑΚΟΥ 2 ΑΘΗΝΑ	2107468525									
BOFA SECURITIES EUROPE SA				a	a					
, 112 AVENUE KL?BER 75116	+33 153655555									
CAPITAL SECURITIES S.A.				a			a			
58, ΜΗΤΡΟΠΟΛΕΩΣ 58 ΑΘΗΝΑ	2103369700									
CITIGROUP GLOBAL MARKETS EUROPE AG				a	a					
16, REUTERWEG 16	+49 691366-0									
CITIGROUP GLOBAL MARKETS LIMITED				a						
1, 33 CANADA SQUARE -CANARY WHARF	+44 02079864000									
CREDIT SUISSE BANK (EUROPE), S.A.				a	a					
, CALLE AYALA 42, 3A PLANTA-B MADRID	+34917916000									
CREDIT SUISSE SECURITIES (EUROPE) LIMITED				a						
1, ONE CABOT SQUARE LONDON	+44 2078888888									
CYCLOS SECURITIES S.A.				a			a			
39, ΧΑΡΙΛΑΟΥ ΤΡΙΚΟΥΠΗ 6-8-10 ΑΘΗΝΑ	2103364300									
DEUTSCHE BANK S.A.					a					
1, GREAT WINCHESTER STREET LONDON	+44 20 754 54209	00441133361437								
EUROBANK EQUITIES INVESTMENT FIRM SINGLE MEMBER SA				a		a	a	a		a
, ΦΙΛΕΛΛΗΝΩΝ 10 & ΞΕΝΟΦΩΝΤΟΣ 13 ΑΘΗΝΑ	2103720425									
EUROBANK S.A.									a	
, ΟΘΩΝΟΣ 8 ΑΘΗΝΑ	2144043907									
EUROCORP INVESTMENT SERVICES S.A.				a			a			a
14, ΠΛ.ΦΙΛΙΚΗΣ ΕΤΑΙΡΕΙΑΣ 14 ΑΘΗΝΑ	2107263600									
EUOTRUST INVESTMENT FIRM SA				a						
113, ΣΕΒΑΣΤΟΥΠΟΛΕΩΣ 113 ΑΘΗΝΑ	2103363100									
EUROXX SECURITIES S.A.				a		a	a	a		a
7, ΠΑΛΑΙΟΛΟΓΟΥ ΧΑΛΑΝΔΡΙ	(210)-6879400	(210)-6879401								
7, ΠΑΛΕΟΛΟΓΟΥ ΧΑΛΑΝΔΡΙ	+30 2106879400	210-6879401								
FREEDOM FINANCE EUROPE LTD				a	a					
, ΧΡΙΣΤΑΚΗ ΚΡΑΝΟΥ 20	035725257786									
G. A. PERVANAS SECURITIES- INVESTMENT SERVICES S.A.				a						
7-9, ΣΟΦΟΚΛΕΟΥΣ 7-9 ΑΘΗΝΑ	2103727200									
GLOBAL CAPITAL SECURITIES & FINANCIAL SERVICES LTD				a	a					
50, ΛΑΡΧΙΕΠΙΣΚΟΠΟΥ ΜΑΚΑΡΙΟΥ Γ50	0035722710710									
GREENPOST TRADING EUROPE LTD				a	a	a				
, ΚΙΜΩΝΟΣ 3, ACROPOLIS MANSIONS, 2ND FLOOR, FLAT/OFFICE 202	035722521389									
HELLENIC AMERICAN SECURITIES S.A.				a		a	a			a
27, ΑΝΔΡΕΑ ΠΑΠΑΝΔΡΕΟΥ 27 ΜΑΡΟΥΣΙ	2103311100									
HELLENIC BANK (INVESTMENTS) LTD					a					
, ΑVE.ΚΥΡΙΑΚΟΥ ΜΑΤΣΙ 31 - ΡΟ ΒΟΧ 24747 NICOSIA	+357 22500100	357 22500110								
HSBC CONTINENTAL EUROPE									a	
109-111, Α.ΜΕΣΟΓΕΙΩΝ 109-111	2106960000									
INDEX SECURITIES S.A.				a						
6, ΔΡΑΓΑΤΣΑΝΙΟΥ 6 ΑΘΗΝΑ	2103213920									

## Athex &amp; ATHEXClear Members List

Member Name				Stock Market			Derivatives Market		ATHEXClear Member	
	Address	Phone	Fax	Market Member	Remote Member	Market Maker	Proprietary	Market Maker	General Clearing	Direct Clearing
J. CHR. MAVRIKIS SECURITIES S.A.				a						
5, ΣΟΦΟΚΛΕΟΥΣ 5 ATHINA	2103216730									
KAPPA SECURITIES S.A.				a			a			
15, ΒΑΛΑΩΡΙΤΟΥ 15 ATHINA	2103678600									
KARAMANOF SECURITIES & INVESTMENT SERVICES S.A.				a						
2, ΠΛΑΤ.ΘΕΟΔΩΡΩΝ 2 ATHINA	2103212947									
LAIKI FINANCIAL SERVICES LTD					a					
26, AVE. VYRONOS NICOSIA	357 22367367	357 22718567								
LEON DEPOLAS SECURITIES S.A.				a		a	a			
1, ΧΡΗΣΤΟΥ ΛΑΔΑ 1 ATHINA	2103213276 -28									
MEGA EQUITY SECURITIES & FINANCIAL SERVICES PUBLIC LTD				a	a		a			
42-44, ΛΕΩΦ.ΓΡΙΒΑ ΔΙΓΕΝΗ 42-44	0035722711711									
MERIT SECURITIES S.A				a		a	a			a
5, ΣΟΦΟΚΛΕΟΥΣ 5 ATHINA	2103671880									
MERRILL LYNCH INTERNATIONAL				a						
2, 2 KING EDWARD STREET LONDON	+44 20276281000									
N. CHRYSOCHOIDIS SECURITIES S.A.				a			a			a
7-9, ΣΟΦΟΚΛΕΟΥΣ 7-9 ATHINA	2103213913									
NATIONAL BANK OF GREECE S.A.				a		a	a		a	
86, ΑΙΟΛΟΥ STR. ATHINA	(210)-3341000	(210)-3228187								
68, ΑΚΑΔΙΜΙΑΣ STR. ATHINA	(210)-3328817	(210)-3328678								
NATIONAL SECURITIES SINGLE MEMBER SA				a		a	a	a		
66, ΛΕΩΦΟΡΟΣ ΑΘΗΝΩΝ 128-132 & ΦΙΓΕΝΙΑΣ ATHINA	2103328784									
NUNTIUS BROKERAGE AND INVESTMENT SERVICES S.A				a						
6, ΔΡΑΓΑΤΣΑΝΙΟΥ 6 ATHINA	2103350599									
ONE PLUS CAPITAL LIMITED				a	a					
, 75 PRODROMOU AVENUE NICOSIA 1307	35722873760									
OPTIMA BANK S.A.				a		a	a	a	a	
32, ΑΙΓΙΛΕΙΑΣ 32 & ΠΑΡΑΔΕΙΣΟΥ MAROUSI	2108173663									
PANCRETA BANK S.A									a	
, ΙΚΑΡΟΥ 5	2810338746									
PANTELAKIS SECURITIES S.A.				a		a	a	a		
57, ΕΘΝΙΚΗΣ ΑΝΤΙΣΤΑΣΕΩΣ 57, ΚΤΙΠΙΟ Β CHALANDRI	2106965000									
PIRAEUS BANK S.A.				a			a		a	
, ΑΜΕΡΙΚΗΣ 4 ATHINA	2103335000									
PIRAEUS SECURITIES S. A.				a		a	a	a		a
10, ΣΤΑΔΙΟΥ 10 ATHINA	2103354100									
PROCHOICE SECURITIES LTD				a	a					
57, ΛΕΩΦ.ΣΠΥΡΟΥ ΚΥΠΡΙΑΝΟΥ 57, ΑΚΙΝΗΤΑ Φ	035724661192									
SHARELINK SECURITIES & FINANCIAL SERVICES LTD				a			a			
6, HOUSE-ΘΕΟΤΟΚΗ 6 ΜΕΓΑΡΟ ΕΛΛΗΝΑ	+357 22554200									
SOCIETE GENERALE S.A.				a	a		a			
, 17 COURS VALMY, CEDEX	+157290504									
SOLIDUS SECURITIES S.A				a			a			a
64, ΛΟΥΙΖΗΣ ΠΙΑΝΚΟΥΡ 64 ATHINA	2106900600									
ST. EM. LAVRENTAKIS SECURITIES S.A.				a			a			
7-9, ΣΟΦΟΚΛΕΟΥΣ 7-9 ATHINA	2103213336									
THE CYPRUS INVESTMENT & SECURITIES CORPORATION LTD				a	a					
154, ΑΓΙΟΥ ΠΡΟΚΟΠΙΟΥ & ΠΟΣΕΙΔΩΝΟΣ 1	0035722121700									
UBS EUROPE SE				a	a					
, OPERNTURM, BOCKENHEIMER LANDSTRASSE 2-4	496921790									
UBS LIMITED					a					
1, FINSBURY AVENUE LONDON	+44 2075687135									



List of Stocks under Market Making operations

Securities	Market Maker	Start Market Making	Stock Category
MLS MULTIMEDIA SA (CR)			Suspension Status
	PIRAEUS SECURITIES S. A.	01/08/2019	
ALPHA ETF FTSE Athex Large Cap			Exchange Traded Funds (ETFs)
	ALPHA FINANCE INVESTMENT SERVICES SINGLE MEMBER SA	02/01/1900	
	NATIONAL SECURITIES SINGLE MEMBER SA	02/01/1900	
ADMIE (IPTO) HOLDING S.A. (CR)			Main Market
	EUROBANK EQUITIES INVESTMENT FIRM SINGLE MEMBER SA	24/05/2021	
	HELLENIC AMERICAN SECURITIES S.A.	09/03/2020	
	PIRAEUS SECURITIES S. A.	29/06/2017	
AEGEAN AIRLINES (CR)			Main Market
	EUROBANK EQUITIES INVESTMENT FIRM SINGLE MEMBER SA	22/09/2020	
ALPHA SERVICES HOLD (CR)			Main Market
	ALPHA FINANCE INVESTMENT SERVICES SINGLE MEMBER SA	29/02/2016	
	EUROBANK EQUITIES INVESTMENT FIRM SINGLE MEMBER SA	22/10/2006	
	GREENPOST TRADING EUROPE LTD	12/06/2023	
	HELLENIC AMERICAN SECURITIES S.A.	25/07/2014	
	LEON DEPOLAS SECURITIES S.A.	04/01/2016	
	MERIT SECURITIES S.A	03/09/2012	
	NATIONAL SECURITIES SINGLE MEMBER SA	02/01/1900	
	PIRAEUS SECURITIES S. A.	28/05/2009	
ALPHA TRUST (CR)			Main Market
	EUROBANK EQUITIES INVESTMENT FIRM SINGLE MEMBER SA	06/02/2023	
	LEON DEPOLAS SECURITIES S.A.	04/01/2021	
ALUMIL (CR)			Main Market
	PIRAEUS SECURITIES S. A.	31/07/2023	
ANDROMEDA SA (CR)			Main Market
	BETA SECURITIES S.A.	15/02/2021	
	OPTIMA BANK S.A.	03/04/2023	
ATTICA BANK S.A. (CR)			Main Market
	EUROXX SECURITIES S.A.	22/01/2016	
	PIRAEUS SECURITIES S. A.	20/09/2017	
AUSTRIACARD (CB)			Main Market
	BETA SECURITIES S.A.	23/03/2023	
	EUROBANK EQUITIES INVESTMENT FIRM SINGLE MEMBER SA	15/05/2023	
AUTOHELLAS SA (CR)			Main Market
	ALPHA FINANCE INVESTMENT SERVICES SINGLE MEMBER SA	01/07/2019	
	EUROXX SECURITIES S.A.	02/07/2018	
AVAX S.A. (CR)			Main Market
	EUROBANK EQUITIES INVESTMENT FIRM SINGLE MEMBER SA	14/12/2015	
	OPTIMA BANK S.A.	04/09/2023	
	PIRAEUS SECURITIES S. A.	01/02/2021	
AVE (CR)			Main Market
	EUROXX SECURITIES S.A.	05/06/2020	
BRIQ PROPERTIES (CR)			Main Market
	EUROBANK EQUITIES INVESTMENT FIRM SINGLE MEMBER SA	09/09/2019	
	LEON DEPOLAS SECURITIES S.A.	22/02/2021	
CC HBC AG (CR)			Main Market
	BETA SECURITIES S.A.	08/03/2021	
	NATIONAL SECURITIES SINGLE MEMBER SA	02/01/1900	
	PIRAEUS SECURITIES S. A.	04/05/2015	
CENERGY HOLDINGS (CB)			Main Market
	ALPHA FINANCE INVESTMENT SERVICES SINGLE MEMBER SA	02/01/2016	
	EUROBANK EQUITIES INVESTMENT FIRM SINGLE MEMBER SA	02/01/2016	
	OPTIMA BANK S.A.	14/03/2022	
	PANTELAKIS SECURITIES S.A.	27/12/2022	
CNL CAPITAL (CR)			Main Market
	MERIT SECURITIES S.A	01/10/2018	
DIMAND (CR)			Main Market
	ALPHA FINANCE INVESTMENT SERVICES SINGLE MEMBER SA	08/08/2022	
	EUROBANK EQUITIES INVESTMENT FIRM SINGLE MEMBER SA	08/08/2022	
	PANTELAKIS SECURITIES S.A.	15/05/2023	
EKTER SA (CR)			Main Market
	BETA SECURITIES S.A.	26/09/2022	
	EUROBANK EQUITIES INVESTMENT FIRM SINGLE MEMBER SA	16/10/2017	
	LEON DEPOLAS SECURITIES S.A.	21/05/2018	
ELASTRON (CR)			Main Market
	LEON DEPOLAS SECURITIES S.A.	20/02/2017	

## List of Stocks under Market Making operations

Securities	Market Maker	Start Market Making	Stock Category
<b>ELLAKTOR (CR)</b>			Main Market
	ALPHA FINANCE INVESTMENT SERVICES SINGLE MEMBER SA	18/03/2019	
	EUROBANK EQUITIES INVESTMENT FIRM SINGLE MEMBER SA	01/06/2012	
	EUROXX SECURITIES S.A.	24/09/2018	
	NATIONAL SECURITIES SINGLE MEMBER SA	02/01/1900	
	PIRAEUS SECURITIES S. A.	22/10/2018	
<b>ELTON SA (CR)</b>			Main Market
	EUROBANK EQUITIES INVESTMENT FIRM SINGLE MEMBER SA	28/11/2022	
	OPTIMA BANK S.A.	30/01/2023	
<b>ELVALHALCOR (CR)</b>			Main Market
	ALPHA FINANCE INVESTMENT SERVICES SINGLE MEMBER SA	07/05/2018	
	BETA SECURITIES S.A.	09/01/2023	
	EUROBANK EQUITIES INVESTMENT FIRM SINGLE MEMBER SA	07/05/2018	
<b>ENTERSOFT (CR)</b>			Main Market
	ALPHA FINANCE INVESTMENT SERVICES SINGLE MEMBER SA	23/03/2023	
	EUROBANK EQUITIES INVESTMENT FIRM SINGLE MEMBER SA	22/06/2020	
<b>EUROBANK HOLDINGS (CR)</b>			Main Market
	ALPHA FINANCE INVESTMENT SERVICES SINGLE MEMBER SA	09/01/2006	
	EUROBANK EQUITIES INVESTMENT FIRM SINGLE MEMBER SA	01/06/2012	
	GREENPOST TRADING EUROPE LTD	12/06/2023	
	HELLENIC AMERICAN SECURITIES S.A.	25/07/2014	
	LEON DEPOLAS SECURITIES S.A.	30/11/2018	
	MERIT SECURITIES S.A.	06/11/2017	
	NATIONAL SECURITIES SINGLE MEMBER SA	02/01/1900	
	PIRAEUS SECURITIES S. A.	28/09/2009	
<b>EUROCONSULTANTS S.A. (CR)</b>			Main Market
	OPTIMA BANK S.A.	01/02/2023	
<b>EYDAP S.A. (CR)</b>			Main Market
	ALPHA FINANCE INVESTMENT SERVICES SINGLE MEMBER SA	27/01/2020	
	EUROBANK EQUITIES INVESTMENT FIRM SINGLE MEMBER SA	10/06/2019	
<b>FOURLIS (CR)</b>			Main Market
	EUROBANK EQUITIES INVESTMENT FIRM SINGLE MEMBER SA	01/12/2016	
	PIRAEUS SECURITIES S. A.	06/03/2017	
<b>GEK TERNA (CR)</b>			Main Market
	BETA SECURITIES S.A.	08/03/2021	
	EUROBANK EQUITIES INVESTMENT FIRM SINGLE MEMBER SA	24/05/2021	
	PIRAEUS SECURITIES S. A.	29/08/2019	
<b>GR. SARANTIS S.A. (CR)</b>			Main Market
	BETA SECURITIES S.A.	14/05/2012	
	EUROBANK EQUITIES INVESTMENT FIRM SINGLE MEMBER SA	24/10/2016	
<b>HELLENIC EXCHANGES-A.S.E. (CR)</b>			Main Market
	HELLENIC AMERICAN SECURITIES S.A.	01/09/2014	
	NATIONAL SECURITIES SINGLE MEMBER SA	02/01/1900	
	PIRAEUS SECURITIES S. A.	04/05/2015	
<b>HELLENIQ ENERGY (CR)</b>			Main Market
	HELLENIC AMERICAN SECURITIES S.A.	14/09/2015	
	PIRAEUS SECURITIES S. A.	20/03/2017	
<b>IDEAL HOLDINGS (CR)</b>			Main Market
	EUROBANK EQUITIES INVESTMENT FIRM SINGLE MEMBER SA	07/06/2021	
	PIRAEUS SECURITIES S. A.	07/06/2021	
<b>INTERCONTINENTAL (CR)</b>			Main Market
	LEON DEPOLAS SECURITIES S.A.	03/06/2019	
<b>INTERLIFE G.C.I.(CR)</b>			Main Market
	BETA SECURITIES S.A.	24/10/2022	
<b>INTERWOOD-XYLEMPORIA (CR)</b>			Main Market
	EUROBANK EQUITIES INVESTMENT FIRM SINGLE MEMBER SA	05/07/2021	
	PANTELAKIS SECURITIES S.A.	01/07/2021	
<b>INTRAKAT (CR)</b>			Main Market
	BETA SECURITIES S.A.	04/10/2021	
	PANTELAKIS SECURITIES S.A.	10/10/2022	
<b>JUMBO SA (CR)</b>			Main Market
	BETA SECURITIES S.A.	01/02/2021	
	EUROBANK EQUITIES INVESTMENT FIRM SINGLE MEMBER SA	25/05/2020	
	GREENPOST TRADING EUROPE LTD	12/06/2023	
	MERIT SECURITIES S.A.	06/11/2017	
	PIRAEUS SECURITIES S. A.	06/03/2017	

## List of Stocks under Market Making operations

Securities	Stock Category
Market Maker	Start Market Making
<b>KLOUKINAS - LAPPAS SA (CR)</b>	Main Market
OPTIMA BANK S.A.	02/01/2023
<b>KRI-KRI S.A. (CR)</b>	Main Market
EUROBANK EQUITIES INVESTMENT FIRM SINGLE MEMBER SA	07/05/2018
LEON DEPOLAS SECURITIES S.A.	16/01/2017
<b>LAMDA DEVELOPMENT SA (CR)</b>	Main Market
EUROBANK EQUITIES INVESTMENT FIRM SINGLE MEMBER SA	08/12/2014
PANTELAKIS SECURITIES S.A.	06/11/2017
PIRAEUS SECURITIES S. A.	29/06/2017
<b>LAMPASA HOTEL SA (CR)</b>	Main Market
LEON DEPOLAS SECURITIES S.A.	16/01/2017
<b>MIG (CR)</b>	Main Market
PIRAEUS SECURITIES S. A.	02/02/2009
<b>MOTODYNAMICS S.A. (CR)</b>	Main Market
OPTIMA BANK S.A.	25/08/2023
<b>MOTOR OIL (CR)</b>	Main Market
BETA SECURITIES S.A.	08/03/2021
EUROBANK EQUITIES INVESTMENT FIRM SINGLE MEMBER SA	22/10/2006
GREENPOST TRADING EUROPE LTD	12/06/2023
LEON DEPOLAS SECURITIES S.A.	01/04/2019
MERIT SECURITIES S.A	25/02/2019
NATIONAL SECURITIES SINGLE MEMBER SA	02/01/1900
PIRAEUS SECURITIES S. A.	04/05/2015
<b>MPLE KEDROS (CR)</b>	Main Market
MERIT SECURITIES S.A	30/09/2022
<b>MYTILINEOS (CR)</b>	Main Market
ALPHA FINANCE INVESTMENT SERVICES SINGLE MEMBER SA	15/04/2019
BETA SECURITIES S.A.	11/04/2022
EUROBANK EQUITIES INVESTMENT FIRM SINGLE MEMBER SA	20/09/2017
GREENPOST TRADING EUROPE LTD	12/06/2023
MERIT SECURITIES S.A	25/02/2019
NATIONAL SECURITIES SINGLE MEMBER SA	02/01/1900
PIRAEUS SECURITIES S. A.	04/05/2015
<b>NATIONAL BANK (CR)</b>	Main Market
ALPHA FINANCE INVESTMENT SERVICES SINGLE MEMBER SA	09/01/2006
EUROBANK EQUITIES INVESTMENT FIRM SINGLE MEMBER SA	22/10/2006
GREENPOST TRADING EUROPE LTD	12/06/2023
HELLENIC AMERICAN SECURITIES S.A.	25/07/2014
LEON DEPOLAS SECURITIES S.A.	20/05/2015
MERIT SECURITIES S.A	03/09/2012
NATIONAL SECURITIES SINGLE MEMBER SA	02/01/1900
PIRAEUS SECURITIES S. A.	08/09/2008
<b>OPAP (CR)</b>	Main Market
ALPHA FINANCE INVESTMENT SERVICES SINGLE MEMBER SA	09/01/2006
BETA SECURITIES S.A.	11/04/2022
EUROBANK EQUITIES INVESTMENT FIRM SINGLE MEMBER SA	22/10/2006
GREENPOST TRADING EUROPE LTD	12/06/2023
HELLENIC AMERICAN SECURITIES S.A.	25/07/2014
MERIT SECURITIES S.A	20/03/2017
NATIONAL SECURITIES SINGLE MEMBER SA	02/01/1900
PIRAEUS SECURITIES S. A.	04/05/2015
<b>OTE (CR)</b>	Main Market
ALPHA FINANCE INVESTMENT SERVICES SINGLE MEMBER SA	09/01/2006
BETA SECURITIES S.A.	11/04/2022
EUROBANK EQUITIES INVESTMENT FIRM SINGLE MEMBER SA	22/10/2006
GREENPOST TRADING EUROPE LTD	12/06/2023
HELLENIC AMERICAN SECURITIES S.A.	25/07/2014
LEON DEPOLAS SECURITIES S.A.	20/04/2015
MERIT SECURITIES S.A	20/03/2017
NATIONAL SECURITIES SINGLE MEMBER SA	02/01/1900
PIRAEUS SECURITIES S. A.	08/09/2008
<b>P.P.A. S.A. (CR)</b>	Main Market
EUROBANK EQUITIES INVESTMENT FIRM SINGLE MEMBER SA	06/02/2019
<b>PAPOUTSANIS (CR)</b>	Main Market
ALPHA FINANCE INVESTMENT SERVICES SINGLE MEMBER SA	19/11/2018
BETA SECURITIES S.A.	25/11/2013

## List of Stocks under Market Making operations

Securities	Stock Category
Market Maker	Start Market Making
<b>PETROPOULOS PETROS (CR)</b>	<b>Main Market</b>
EUROBANK EQUITIES INVESTMENT FIRM SINGLE MEMBER SA	01/04/2019
PANTELAKIS SECURITIES S.A.	16/03/2020
<b>PIRAEUS FINANCIAL HOLD (CR)</b>	<b>Main Market</b>
ALPHA FINANCE INVESTMENT SERVICES SINGLE MEMBER SA	15/04/2019
EUROBANK EQUITIES INVESTMENT FIRM SINGLE MEMBER SA	22/10/2006
EUROXX SECURITIES S.A.	15/02/2016
GREENPOST TRADING EUROPE LTD	12/06/2023
HELLENIC AMERICAN SECURITIES S.A.	25/07/2014
LEON DEPOLAS SECURITIES S.A.	30/11/2018
MERIT SECURITIES S.A.	16/09/2013
NATIONAL SECURITIES SINGLE MEMBER SA	02/01/1900
PIRAEUS SECURITIES S. A.	16/02/2009
<b>PPC (CR)</b>	<b>Main Market</b>
ALPHA FINANCE INVESTMENT SERVICES SINGLE MEMBER SA	09/01/2006
BETA SECURITIES S.A.	01/02/2021
EUROBANK EQUITIES INVESTMENT FIRM SINGLE MEMBER SA	22/10/2006
GREENPOST TRADING EUROPE LTD	12/06/2023
HELLENIC AMERICAN SECURITIES S.A.	01/09/2014
MERIT SECURITIES S.A.	06/11/2017
NATIONAL SECURITIES SINGLE MEMBER SA	02/01/1900
PIRAEUS SECURITIES S. A.	28/09/2009
<b>PREMIA (CR)</b>	<b>Main Market</b>
BETA SECURITIES S.A.	01/06/2021
LEON DEPOLAS SECURITIES S.A.	05/12/2022
PANTELAKIS SECURITIES S.A.	23/12/2021
<b>PROFILE SA (CR)</b>	<b>Main Market</b>
OPTIMA BANK S.A.	03/04/2023
PANTELAKIS SECURITIES S.A.	01/07/2019
<b>QUALITY &amp; RELIABILITY SA (CR)</b>	<b>Main Market</b>
OPTIMA BANK S.A.	03/01/2023
<b>QUEST HOLDINGS (CR)</b>	<b>Main Market</b>
BETA SECURITIES S.A.	26/03/2018
EUROBANK EQUITIES INVESTMENT FIRM SINGLE MEMBER SA	28/01/2019
<b>REVOIL (CR)</b>	<b>Main Market</b>
BETA SECURITIES S.A.	26/06/2023
<b>SIDMA STEEL (CR)</b>	<b>Main Market</b>
OPTIMA BANK S.A.	25/05/2023
<b>SPACE HELLAS SA (CR)</b>	<b>Main Market</b>
MERIT SECURITIES S.A.	09/12/2022
<b>TECHNICAL OLYMPIC SA (CR)</b>	<b>Main Market</b>
OPTIMA BANK S.A.	05/07/2023
<b>TERNA ENERGY (CR)</b>	<b>Main Market</b>
EUROBANK EQUITIES INVESTMENT FIRM SINGLE MEMBER SA	24/05/2021
PIRAEUS SECURITIES S. A.	09/12/2019
<b>THRACE PLASTICS SA (CR)</b>	<b>Main Market</b>
ALPHA FINANCE INVESTMENT SERVICES SINGLE MEMBER SA	26/03/2018
EUROBANK EQUITIES INVESTMENT FIRM SINGLE MEMBER SA	26/03/2018
<b>TITAN CEMENT (CB)</b>	<b>Main Market</b>
BETA SECURITIES S.A.	01/02/2021
EUROBANK EQUITIES INVESTMENT FIRM SINGLE MEMBER SA	06/11/2019
PIRAEUS SECURITIES S. A.	18/01/2021
<b>TZIRAKIAN PROFIL (CR)</b>	<b>Main Market</b>
LEON DEPOLAS SECURITIES S.A.	19/07/2021
<b>VIOHALCO SA/NV (CB)</b>	<b>Main Market</b>
ALPHA FINANCE INVESTMENT SERVICES SINGLE MEMBER SA	11/03/2008
EUROBANK EQUITIES INVESTMENT FIRM SINGLE MEMBER SA	04/03/2014
MERIT SECURITIES S.A.	17/03/2014

Underlying Asset				Derivatives Market													
Price max	Price min	Closing price	change	Delivery Month	Open price	Price max	Price min	Last price	Closing price	Last Bid	Last Ask	Fixing price*	Life high	Life low	Trades	Volume	Open Interest
<b>FTSE/Athex Large Cap</b> (Trade Unit: 1 Index Point x 2€, Cash Settlement)																	
3,054.56	2,988.55	3,018.42	-0.26%	September 2023	3,035.00	3,053.00	2,990.00	3,012.00	3,012.00	---	---	---	3,293.25	---	143	1,572	2,356
				October 2023	3,020.00	3,052.50	2,993.25	3,015.00	3,015.00	---	---	---	3,239.25	---	198	1,576	714
				November 2023	2,999.75	3,028.25	2,994.75	3,012.50	3,012.50	---	---	---	3,094.00	---	8	112	146
				December 2023	---	---	---	---	3,042.25	---	---	---	---	---	---	---	---
				March 2024	---	---	---	---	3,057.50	---	---	---	---	---	---	---	---
				June 2024	---	---	---	---	3,074.00	---	---	---	---	---	---	---	---
<b>FTSE/Athex Banks</b> (Trade Unit: 1 Index Point x 15€, Cash Settlement)																	
990.25	950.00	963.14	-0.22%	September 2023	949.00	989.00	949.00	961.00	961.00	---	---	---	1,134.75	---	20	278	2,020
				December 2023	966.50	977.00	962.50	977.00	977.00	---	---	---	1,024.75	---	6	120	40
				March 2024	---	---	---	---	975.25	---	---	---	---	---	---	---	---
				June 2024	---	---	---	---	980.50	---	---	---	---	---	---	---	---
<b>MSCI GREECE REBASED</b> (Trade Unit: 1 Index Point x 2€, Cash Settlement)																	
4,849.54	4,721.73	4,777.04	-0.42%	September 2023	4,815.75	4,815.75	4,815.75	4,815.75	4,815.75	---	---	---	5,192.25	---	1	2	182
				October 2023	4,816.00	4,816.00	4,816.00	4,816.00	4,816.00	---	---	---	5,169.00	---	1	2	1
				November 2023	---	---	---	---	4,815.00	---	---	---	---	---	---	---	---
				December 2023	---	---	---	---	4,971.50	---	---	---	5,012.25	---	---	---	20
				January 2024	---	---	---	---	4,831.75	---	---	---	---	---	---	---	---
				February 2024	---	---	---	---	4,839.25	---	---	---	---	---	---	---	---
				March 2024	---	---	---	---	4,846.75	---	---	---	---	---	---	---	---
				June 2024	---	---	---	---	4,872.75	---	---	---	---	---	---	---	---

Derivatives notes

Fixing prices and final open positions can be retrieved from the following path <http://www.helex.gr/el/web/guest/statistics-end-of-day-derivatives>

Underlying Asset				Derivatives Market													
Price max	Price min	Closing price	change	Delivery Month	Open price	Price max	Price min	Last price	Closing price	Last Bid	Last Ask	Fixing price*	Life high	Life low	Trades	Volume	Open Interest
<b>ADMIE (IPTO) HOLDING S.A. (CR)</b>				(Contract Size: 100 Securities, Physical Delivery)													
2.18	2.1	2.15	-0.23%	September 2023	2.15	2.16	2.12	2.16	2.16	---	---	---	2.49	---	89	7,195	11,173
				December 2023	2.15	2.17	2.10	2.13	2.13	---	---	---	2.42	---	94	7,214	7,851
				March 2024	---	---	---	---	2.18	---	---	---	---	---	---	---	---
				June 2024	---	---	---	---	2.19	---	---	---	---	---	---	---	---
<b>AEGEAN AIRLINES (CR)</b>				(Contract Size: 100 Securities, Physical Delivery)													
12.6	12.2	12.46	-0.32%	September 2023	12.46	12.51	12.21	12.40	12.40	---	---	---	13.90	---	141	1,463	5,525
				December 2023	12.47	12.72	12.46	12.58	12.58	---	---	---	13.64	---	63	1,321	1,443
				March 2024	---	---	---	---	12.63	---	---	---	---	---	---	---	---
				June 2024	---	---	---	---	12.70	---	---	---	---	---	---	---	---
<b>ALPHA SERVICES HOLD (CR)</b>				(Contract Size: 100 Securities, Physical Delivery)													
1.405	1.344	1.361	0.04%	September 2023	1.37	1.40	1.34	1.35	1.35	---	---	---	1.72	---	513	56,244	184,626
				December 2023	1.39	1.42	1.36	1.38	1.38	---	---	---	1.65	---	524	45,324	38,946
				March 2024	---	---	---	---	1.37	---	---	---	---	---	---	---	---
				June 2024	---	---	---	---	1.38	---	---	---	---	---	---	---	---
<b>AUTOHELLAS SA (CR)</b>				(Contract Size: 100 Securities, Physical Delivery)													
13.78	13.52	13.68	-0.87%	September 2023	14.00	14.00	14.00	14.00	14.00	---	---	---	14.56	---	2	42	112
				December 2023	14.22	14.22	14.17	14.17	14.17	---	---	---	14.22	---	2	42	13
				March 2024	---	---	---	---	13.94	---	---	---	---	---	---	---	---
				June 2024	---	---	---	---	14.02	---	---	---	---	---	---	---	---
<b>AVAX S.A. (CR)</b>				(Contract Size: 100 Securities, Physical Delivery)													
1.336	1.278	1.306	-0.46%	September 2023	1.30	1.31	1.30	1.30	1.30	---	---	---	1.80	---	27	619	1,254
				December 2023	1.33	1.35	1.29	1.33	1.33	---	---	---	1.49	---	11	697	99
				March 2024	---	---	---	---	1.33	---	---	---	---	---	---	---	---
				June 2024	---	---	---	---	1.33	---	---	---	---	---	---	---	---
<b>CC HBC AG (CR)</b>				(Contract Size: 100 Securities, Physical Delivery)													
26.73	26.46	26.53	0.99%	September 2023	26.45	26.76	26.45	26.66	26.66	---	---	---	28.81	---	15	66	520
				December 2023	26.89	27.09	26.63	26.82	26.82	---	---	---	27.09	---	6	60	95
				March 2024	---	---	---	---	26.54	---	---	---	---	---	---	---	---
				June 2024	---	---	---	---	26.68	---	---	---	---	---	---	---	---
<b>CENERGY HOLDINGS (CB)</b>				(Contract Size: 100 Securities, Physical Delivery)													
6.99	6.76	6.93	-1.42%	September 2023	6.90	6.90	6.75	6.89	6.89	---	---	---	7.43	---	57	1,437	5,241
				December 2023	6.95	7.00	6.87	6.99	6.99	---	---	---	7.22	---	31	1,329	571
				March 2024	---	---	---	---	7.10	---	---	---	---	---	---	---	---
				June 2024	---	---	---	---	7.14	---	---	---	---	---	---	---	---

Derivatives notes

Fixing prices and final open positions can be retrieved from the following path <http://www.helex.gr/el/web/guest/statistics-end-of-day-derivatives>

Underlying Asset				Derivatives Market													
Price max	Price min	Closing price	change	Delivery Month	Open price	Price max	Price min	Last price	Closing price	Last Bid	Last Ask	Fixing price*	Life high	Life low	Trades	Volume	Open Interest
<b>ELLAKTOR (CR)</b>				(Contract Size: 100 Securities, Physical Delivery)													
2.2	2.13	2.155	-0.46%	September 2023	2.17	2.17	2.14	2.14	2.14	---	---	---	2.73	---	6	94	561
				December 2023	2.20	2.20	2.16	2.16	2.16	---	---	---	2.31	---	4	79	10
				March 2024	---	---	---	---	2.19	---	---	---	---	---	---	---	---
				June 2024	---	---	---	---	2.20	---	---	---	---	---	---	---	---
<b>ELVALHALCOR (CR)</b>				(Contract Size: 100 Securities, Physical Delivery)													
2.01	1.94	1.988	-0.40%	September 2023	1.96	1.99	1.95	1.96	1.96	---	---	---	2.45	---	24	264	1,569
				December 2023	1.97	2.02	1.97	1.99	1.99	---	---	---	2.09	---	13	221	995
				March 2024	---	---	---	---	2.02	---	---	---	---	---	---	---	---
				June 2024	---	---	---	---	2.03	---	---	---	---	---	---	---	---
<b>EUROBANK HOLDINGS (CR)</b>				(Contract Size: 100 Securities, Physical Delivery)													
1.504	1.427	1.47	0.00%	September 2023	1.46	1.51	1.42	1.47	1.47	---	---	---	1.68	---	148	12,260	46,431
				December 2023	1.45	1.53	1.43	1.46	1.46	---	---	---	1.56	---	97	7,792	4,653
				March 2024	---	---	---	---	1.49	---	---	---	---	---	---	---	---
				June 2024	---	---	---	---	1.49	---	---	---	---	---	---	---	---
<b>EYDAP S.A. (CR)</b>				(Contract Size: 100 Securities, Physical Delivery)													
6.45	6.29	6.29	-1.87%	September 2023	6.39	6.40	6.37	6.40	6.40	---	---	---	7.18	---	11	453	1,533
				December 2023	6.48	6.51	6.41	6.50	6.50	---	---	---	6.52	---	9	443	909
				March 2024	---	---	---	---	6.48	---	---	---	---	---	---	---	---
				June 2024	---	---	---	---	6.51	---	---	---	---	---	---	---	---
<b>FOURLIS (CR)</b>				(Contract Size: 100 Securities, Physical Delivery)													
4.48	4.25	4.32	-2.04%	September 2023	4.41	4.41	4.31	4.31	4.31	---	---	---	5.07	---	4	36	624
				December 2023	4.35	4.46	4.31	4.31	4.31	---	---	---	4.50	---	13	48	105
				March 2024	---	---	---	---	4.46	---	---	---	---	---	---	---	---
				June 2024	---	---	---	---	4.48	---	---	---	---	---	---	---	---
<b>GEK TERNA (CR)</b>				(Contract Size: 102 Securities, Physical Delivery)													
12.9	12.34	12.76	1.27%	September 2023	12.50	12.80	12.43	12.80	12.80	---	---	---	13.80	12.18	57	490	4,780
				December 2023	12.56	12.93	12.55	12.93	12.93	---	---	---	13.71	---	59	579	2,382
				March 2024	---	---	---	---	12.73	---	---	---	---	---	---	---	---
				June 2024	---	---	---	---	12.80	---	---	---	---	---	---	---	---
<b>HELLENIC EXCHANGES-A.S.E. (CR)</b>				(Contract Size: 100 Securities, Physical Delivery)													
4.915	4.75	4.79	-0.42%	September 2023	4.87	4.89	4.74	4.78	4.78	---	---	---	6.20	---	60	1,607	6,363
				December 2023	4.96	4.96	4.81	4.85	4.85	---	---	---	5.13	---	44	1,543	966
				March 2024	---	---	---	---	4.86	---	---	---	---	---	---	---	---
				June 2024	---	---	---	---	4.89	---	---	---	---	---	---	---	---

Derivatives notes

Fixing prices and final open positions can be retrieved from the following path <http://www.helex.gr/el/web/guest/statistics-end-of-day-derivatives>

Underlying Asset				Derivatives Market													
Price max	Price min	Closing price	change	Delivery Month	Open price	Price max	Price min	Last price	Closing price	Last Bid	Last Ask	Fixing price*	Life high	Life low	Trades	Volume	Open Interest
<b>HELLENiQ ENERGY (CR)</b>																	
(Contract Size: 100 Securities, Physical Delivery)																	
7.63	7.48	7.55	0.53%	September 2023	7.54	7.55	7.53	7.54	7.54	---	---	---	8.49	---	10	279	897
				December 2023	7.56	7.63	7.50	7.54	7.54	---	---	---	7.93	---	16	292	783
				March 2024	---	---	---	---	7.59	---	---	---	---	---	---	---	---
				June 2024	---	---	---	---	7.63	---	---	---	---	---	---	---	---
<b>INTRACOM HOLDINGS (CR)</b>																	
(Contract Size: 106 Securities, Physical Delivery)																	
2.16	2.095	2.11	-0.94%	September 2023	2.16	2.16	2.10	2.11	2.11	---	---	---	2.46	---	66	306	4,396
				December 2023	2.16	2.21	2.14	2.21	2.21	---	---	---	2.34	---	41	148	1,515
				March 2024	---	---	---	---	2.15	---	---	---	---	---	---	---	---
				June 2024	---	---	---	---	2.16	---	---	---	---	---	---	---	---
<b>INTRAKAT (CR)</b>																	
(Contract Size: 100 Securities, Physical Delivery)																	
2.99	2.905	2.985	-0.50%	September 2023	2.97	2.98	2.92	2.98	2.98	---	---	---	3.36	---	23	1,334	4,491
				December 2023	2.96	3.01	2.92	2.93	2.93	---	---	---	3.14	---	50	1,527	1,486
				March 2024	---	---	---	---	3.03	---	---	---	---	---	---	---	---
				June 2024	---	---	---	---	3.05	---	---	---	---	---	---	---	---
<b>JUMBO SA (CR)</b>																	
(Contract Size: 100 Securities, Physical Delivery)																	
28.26	27.26	27.5	-1.86%	September 2023	27.91	27.91	27.32	27.35	27.35	---	---	---	29.00	---	8	21	203
				December 2023	27.37	27.37	27.33	27.33	27.33	---	---	---	28.13	---	2	7	47
				March 2024	---	---	---	---	28.31	---	---	---	---	---	---	---	---
				June 2024	---	---	---	---	28.46	---	---	---	---	---	---	---	---
<b>LAMDA DEVELOPMENT SA (CR)</b>																	
(Contract Size: 100 Securities, Physical Delivery)																	
6.34	6.17	6.18	-1.43%	September 2023	6.26	6.33	6.22	6.25	6.25	---	---	---	7.54	---	43	154	4,257
				December 2023	6.30	6.34	6.26	6.34	6.34	---	---	---	6.77	---	18	104	1,130
				March 2024	---	---	---	---	6.33	---	---	---	---	---	---	---	---
				June 2024	---	---	---	---	6.37	---	---	---	---	---	---	---	---
<b>MIG (CR)</b>																	
(Contract Size: 100 Securities, Physical Delivery)																	
3.96	3.82	3.85	-0.52%	September 2023	---	---	---	---	3.74	---	---	---	5.10	---	---	---	62
				December 2023	---	---	---	---	3.76	---	---	---	3.99	---	---	---	18
				March 2024	---	---	---	---	3.91	---	---	---	---	---	---	---	---
				June 2024	---	---	---	---	3.93	---	---	---	---	---	---	---	---
<b>MOTOR OIL (CR)</b>																	
(Contract Size: 100 Securities, Physical Delivery)																	
23.58	22.96	23.42	0.26%	September 2023	23.23	23.50	23.03	23.50	23.50	---	---	---	24.55	---	31	170	998
				December 2023	23.16	23.52	23.08	23.52	23.52	---	---	---	23.74	---	5	123	152
				March 2024	---	---	---	---	23.60	---	---	---	---	---	---	---	---
				June 2024	---	---	---	---	23.73	---	---	---	---	---	---	---	---

Derivatives notes

Fixing prices and final open positions can be retrieved from the following path <http://www.helex.gr/el/web/guest/statistics-end-of-day-derivatives>



Underlying Asset				Derivatives Market													
Price max	Price min	Closing price	change	Delivery Month	Open price	Price max	Price min	Last price	Closing price	Last Bid	Last Ask	Fixing price*	Life high	Life low	Trades	Volume	Open Interest
<b>MYTILINEOS (CR)</b>				(Contract Size: 100 Securities, Physical Delivery)													
35.26	33.88	35.18	1.85%	September 2023	34.66	35.20	33.96	35.20	35.20	---	---	---	38.42	---	196	1,278	3,611
				December 2023	35.32	35.72	34.42	35.72	35.72	---	---	---	37.22	---	115	823	1,036
				March 2024	---	---	---	---	34.90	---	---	---	---	---	---	---	---
				June 2024	---	---	---	---	35.08	---	---	---	---	---	---	---	---
<b>NATIONAL BANK (CR)</b>				(Contract Size: 100 Securities, Physical Delivery)													
5.93	5.66	5.76	0.14%	September 2023	5.76	5.94	5.67	5.77	5.77	---	---	---	6.57	---	100	2,047	16,841
				December 2023	5.79	5.98	5.72	5.83	5.83	---	---	---	6.43	---	167	3,400	3,857
				March 2024	---	---	---	---	5.81	---	---	---	---	---	---	---	---
				June 2024	---	---	---	---	5.84	---	---	---	---	---	---	---	---
<b>OPAP (CR)</b>				(Contract Size: 103 Securities, Physical Delivery)													
16.53	16.22	16.33	-1.09%	September 2023	16.52	16.54	16.26	16.46	16.46	---	---	---	16.69	15.10	16	243	2,241
				December 2023	15.60	15.71	15.47	15.66	15.66	---	---	---	16.20	---	17	193	709
				March 2024	---	---	---	---	16.68	---	---	---	---	---	---	---	---
				June 2024	---	---	---	---	16.77	---	---	---	---	---	---	---	---
<b>OTE (CR)</b>				(Contract Size: 100 Securities, Physical Delivery)													
13.64	13.39	13.39	-1.91%	September 2023	13.60	13.60	13.38	13.38	13.38	---	---	---	15.55	---	173	1,947	9,174
				December 2023	13.78	13.78	13.58	13.58	13.58	---	---	---	13.99	---	81	1,240	1,710
				March 2024	---	---	---	---	13.79	---	---	---	---	---	---	---	---
				June 2024	---	---	---	---	13.87	---	---	---	---	---	---	---	---
<b>P.P.A. S.A. (CR)</b>				(Contract Size: 100 Securities, Physical Delivery)													
22.05	21.7	21.85	-0.23%	September 2023	21.20	21.75	21.20	21.75	21.75	---	---	---	22.48	---	5	16	172
				December 2023	21.50	21.50	21.50	21.50	21.50	---	---	---	22.04	---	1	7	121
				March 2024	---	---	---	---	22.13	---	---	---	---	---	---	---	---
				June 2024	---	---	---	---	22.25	---	---	---	---	---	---	---	---
<b>PIRAEUS FINANCIAL HOLD (CR)</b>				(Contract Size: 100 Securities, Physical Delivery)													
3.014	2.9	2.916	-1.55%	September 2023	2.96	3.01	2.90	2.90	2.90	---	---	---	3.62	---	227	12,510	65,778
				December 2023	2.98	3.05	2.93	2.94	2.94	---	---	---	3.36	---	221	10,149	11,577
				March 2024	---	---	---	---	2.99	---	---	---	---	---	---	---	---
				June 2024	---	---	---	---	3.01	---	---	---	---	---	---	---	---
<b>PPC (CR)</b>				(Contract Size: 100 Securities, Physical Delivery)													
9.55	9.295	9.4	-1.05%	September 2023	9.50	9.53	9.28	9.36	9.36	---	---	---	11.33	---	300	6,600	23,456
				December 2023	9.55	9.70	9.43	9.50	9.50	---	---	---	10.69	---	192	5,528	3,799
				March 2024	---	---	---	---	9.60	---	---	---	---	---	---	---	---
				June 2024	---	---	---	---	9.65	---	---	---	---	---	---	---	---

Derivatives notes

Fixing prices and final open positions can be retrieved from the following path <http://www.helex.gr/el/web/guest/statistics-end-of-day-derivatives>

Underlying Asset				Derivatives Market													
Price max	Price min	Closing price	change	Delivery Month	Open price	Price max	Price min	Last price	Closing price	Last Bid	Last Ask	Fixing price*	Life high	Life low	Trades	Volume	Open Interest
<b>QUEST HOLDINGS (CR)</b>				(Contract Size: 100 Securities, Physical Delivery)													
6.17	5.94	6.17	1.81%	September 2023	5.89	6.07	5.89	6.07	6.07	---	---	---	6.77	---	5	30	199
				December 2023	5.98	5.98	5.98	5.98	5.98	---	---	---	6.25	---	1	10	22
				March 2024	---	---	---	---	6.12	---	---	---	---	---	---	---	---
				June 2024	---	---	---	---	6.16	---	---	---	---	---	---	---	---
<b>TERNA ENERGY (CR)</b>				(Contract Size: 100 Securities, Physical Delivery)													
16.3	16.05	16.26	0.68%	September 2023	16.12	16.27	16.12	16.27	16.27	---	---	---	21.16	---	151	2,759	12,668
				December 2023	16.13	16.54	16.13	16.52	16.52	---	---	---	17.23	---	99	2,510	4,341
				March 2024	---	---	---	---	16.32	---	---	---	---	---	---	---	---
				June 2024	---	---	---	---	16.40	---	---	---	---	---	---	---	---
<b>TITAN CEMENT (CB)</b>				(Contract Size: 100 Securities, Physical Delivery)													
17.86	17.46	17.58	-1.24%	September 2023	17.83	17.83	17.83	17.83	17.83	---	---	---	19.51	---	9	108	616
				December 2023	17.94	17.99	17.90	17.99	17.99	---	---	---	18.01	---	13	114	18
				March 2024	---	---	---	---	17.98	---	---	---	---	---	---	---	---
				June 2024	---	---	---	---	18.08	---	---	---	---	---	---	---	---
<b>VIOHALCO SA/NV (CB)</b>				(Contract Size: 100 Securities, Physical Delivery)													
6.53	6.27	6.5	-0.31%	September 2023	6.46	6.51	6.30	6.50	6.50	---	---	---	7.16	---	56	768	4,672
				December 2023	6.52	6.60	6.44	6.52	6.52	---	---	---	6.66	---	34	669	270
				March 2024	---	---	---	---	6.59	---	---	---	---	---	---	---	---
				June 2024	---	---	---	---	6.62	---	---	---	---	---	---	---	---

Derivatives notes

Fixing prices and final open positions can be retrieved from the following path <http://www.helex.gr/el/web/guest/statistics-end-of-day-derivatives>

## FTSE/Athex Large Cap

(Trade Unit: 1 Index Point x 2€ - Exercise Style: European, Cash Settlement)

Call Options															Put Options																			
September 2023								October 2023							Other Months		September 2023								October 2023							Other Months		Exercise Price
Open price	Price max	Price min	Last price	Closing price	Volume	Open Interest	Open price	Price max	Price min	Last price	Closing price	Volume	Open Interest	Volume	Open Interest	Open price	Price max	Price min	Last price	Closing price	Volume	Open Interest	Open price	Price max	Price min	Last price	Closing price	Volume	Open Interest	Volume	Open Interest			
1,775	0.00	0.00	0.00	-	1,243.00	-	-	-	-	-	-	-	-	-	-	0.00	0.00	0.00	-	0.02	-	-	-	-	-	-	-	-	-	-	-	1,775		
1,800	0.00	0.00	0.00	-	1,218.00	-	-	-	-	-	-	-	-	-	-	0.00	0.00	0.00	-	0.03	-	-	-	-	-	-	-	-	-	-	-	1,800		
1,825	0.00	0.00	0.00	-	1,193.00	-	-	-	-	-	-	-	-	-	-	0.00	0.00	0.00	-	0.05	-	-	-	-	-	-	-	-	-	-	-	1,825		
1,850	0.00	0.00	0.00	-	1,168.00	-	-	-	-	-	-	-	-	-	-	0.00	0.00	0.00	-	0.07	-	-	-	-	-	-	-	-	-	-	-	1,850		
1,875	0.00	0.00	0.00	-	1,143.00	-	-	-	-	-	-	-	-	-	-	0.00	0.00	0.00	-	0.01	-	-	-	-	-	-	-	-	-	-	-	1,875		
1,900	0.00	0.00	0.00	-	1,118.00	-	-	-	-	-	-	-	-	-	-	0.00	0.00	0.00	-	0.01	-	-	-	-	-	-	-	-	-	-	-	1,900		
1,925	0.00	0.00	0.00	-	1,093.00	-	-	-	-	-	-	-	-	-	-	0.00	0.00	0.00	-	0.01	-	-	-	-	-	-	-	-	-	-	-	1,925		
1,950	0.00	0.00	0.00	-	1,068.00	-	-	-	-	-	-	-	-	-	-	0.00	0.00	0.00	-	0.02	-	-	-	-	-	-	-	-	-	-	-	1,950		
1,975	0.00	0.00	0.00	-	1,043.00	-	-	-	-	-	-	-	-	-	-	0.00	0.00	0.00	-	0.01	-	-	-	-	-	-	-	-	-	-	-	1,975		
2,000	0.00	0.00	0.00	-	1,018.00	-	-	-	-	-	-	-	-	-	-	0.00	0.00	0.00	-	0.01	-	-	-	-	-	-	-	-	-	-	-	2,000		
2,050	0.00	0.00	0.00	-	968.00	-	-	-	-	-	-	-	-	-	-	0.00	0.00	0.00	-	0.01	-	-	-	-	-	-	-	-	-	-	-	2,050		
2,100	0.00	0.00	0.00	-	918.00	-	-	-	-	-	-	-	-	-	-	0.00	0.00	0.00	-	0.01	-	-	-	-	-	-	-	-	-	-	-	2,100		
2,150	0.00	0.00	0.00	-	868.00	-	-	-	-	-	-	-	-	-	-	0.00	0.00	0.00	-	0.01	-	-	-	-	-	-	-	-	-	-	-	2,150		
2,200	0.00	0.00	0.00	-	818.00	-	-	-	-	-	-	-	-	-	-	0.00	0.00	0.00	-	0.01	-	-	-	-	-	-	-	-	-	-	-	2,200		
2,250	0.00	0.00	0.00	-	768.00	-	-	-	-	-	-	-	-	-	-	0.00	0.00	0.00	-	0.01	-	-	-	-	-	-	-	-	-	-	-	2,250		
2,300	0.00	0.00	0.00	-	718.00	-	-	-	-	-	-	-	-	-	-	0.00	0.00	0.00	-	0.01	-	-	-	-	-	-	-	-	-	-	-	2,300		
2,350	0.00	0.00	0.00	-	668.00	-	-	-	-	-	-	-	-	-	-	0.00	0.00	0.00	-	0.01	-	-	-	-	-	-	-	-	-	-	-	2,350		
2,400	0.00	0.00	0.00	-	618.00	-	-	-	-	-	-	-	-	-	-	0.00	0.00	0.00	-	0.02	-	-	-	-	-	-	-	-	-	-	-	2,400		
2,450	0.00	0.00	0.00	-	568.00	-	-	-	-	-	-	-	-	-	-	0.00	0.00	0.00	-	0.01	-	-	-	-	-	-	-	-	-	-	-	2,450		
2,500	0.00	0.00	0.00	-	518.00	-	-	-	-	-	-	-	-	-	-	0.00	0.00	0.00	-	0.01	-	-	-	-	-	-	-	-	-	-	-	2,500		
2,550	0.00	0.00	0.00	-	468.00	-	-	-	-	-	-	-	-	-	-	0.00	0.00	0.00	-	0.01	-	-	-	-	-	-	-	-	-	-	-	2,550		
2,600	0.00	0.00	0.00	-	418.00	-	-	-	-	-	-	-	-	-	-	0.00	0.00	0.00	-	0.01	-	-	-	-	-	-	-	-	-	-	-	2,600		
2,650	0.00	0.00	0.00	-	368.00	-	-	-	-	-	-	-	-	-	-	0.00	0.00	0.00	-	0.01	-	-	-	-	-	-	-	-	-	-	-	2,650		
2,700	0.00	0.00	0.00	-	318.00	-	-	-	-	-	-	-	-	-	-	0.00	0.00	0.00	-	0.01	-	-	-	-	-	-	-	-	-	-	-	2,700		
2,750	0.00	0.00	0.00	-	268.00	-	-	0.00	0.00	0.00	-	278.00	-	-	-	0.00	0.00	0.00	-	0.01	-	-	0.00	0.00	0.00	-	11.25	-	-	-	2,750			
2,800	0.00	0.00	0.00	-	218.00	-	-	0.00	0.00	0.00	-	236.00	-	-	-	0.00	0.00	0.00	-	0.02	-	-	0.00	0.00	0.00	-	18.25	-	-	-	2,800			
2,850	0.00	0.00	0.00	-	169.00	-	-	0.00	0.00	0.00	-	196.00	-	-	-	0.00	0.00	0.00	-	0.19	-	50	0.00	0.00	0.00	-	28.25	-	-	-	2,850			
2,900	0.00	0.00	0.00	-	120.00	-	-	0.00	0.00	0.00	-	159.00	-	-	-	0.00	0.00	0.00	-	1.40	-	20	0.00	0.00	0.00	-	41.75	-	-	-	2,900			
2,950	0.00	0.00	0.00	-	75.00	-	-	150.00	150.00	150.00	150.00	150.00	2	-	-	0.00	0.00	0.00	-	6.40	-	70	0.00	0.00	0.00	-	59.50	-	-	-	2,950			
3,000	40.00	40.00	40.00	40.00	40.00	10	55	85.00	85.00	85.00	85.00	85.00	1	20	-	18.50	40.00	18.00	18.00	18.00	22	107	0.00	0.00	0.00	-	81.50	-	5	-	3,000			
3,050	17.25	17.25	16.25	16.25	16.25	80	65	0.00	0.00	0.00	-	75.50	-	120	-	33.00	17.25	33.00	42.00	42.00	12	104	0.00	0.00	0.00	-	108.00	-	35	-	3,050			
3,100	0.00	0.00	0.00	-	4.90	-	80	48.00	58.00	48.00	58.00	58.00	2	101	-	0.00	0.00	0.00	-	86.50	-	83	0.00	0.00	0.00	-	138.00	-	21	-	3,100			
3,150	0.00	0.00	0.00	-	1.10	-	82	0.00	0.00	0.00	-	40.75	-	120	-	0.00	0.00	0.00	-	133.00	-	50	0.00	0.00	0.00	-	173.00	-	81	-	3,150			
3,200	0.00	0.00	0.00	-	0.18	-	43	0.00	0.00	0.00	-	29.00	-	45	-	0.00	0.00	0.00	-	182.00	-	80	0.00	0.00	0.00	-	211.00	-	40	-	3,200			
3,250	0.00	0.00	0.00	-	0.02	-	129	0.00	0.00	0.00	-	20.00	-	21	-	0.00	0.00	0.00	-	231.00	-	40	0.00	0.00	0.00	-	252.00	-	220	-	3,250			
3,300	0.00	0.00	0.00	-	0.01	-	-	0.00	0.00	0.00	-	13.50	-	20	-	0.00	0.00	0.00	-	281.00	-	22	0.00	0.00	0.00	-	295.00	-	40	-	3,300			

FTSE/Athex Large Cap

(Trade Unit: 1 Index Point x 2€ - Exercise Style: European, Cash Settlement)

Call Options																Put Options																
September 2023								October 2023								Other Months		September 2023						October 2023					Other Months		Exercise Price	
Open price	Price max	Price min	Last price	Closing price	Volume	Open Interest	Open price	Price max	Price min	Last price	Closing price	Volume	Open Interest	Volume	Open Interest	Open price	Price max	Price min	Last price	Closing price	Volume	Open Interest	Open price	Price max	Price min	Last price	Closing price	Volume	Open Interest	Volume		Open Interest
3,350	0.00	0.00	0.00	-	0.05	-	0.00	0.00	0.00	-	8.90	-	-			0.00	0.00	0.00	-	331.00	-	-	0.00	0.00	0.00	-	340.00	-	-			3,350
3,400	0.00	0.00	0.00	-	0.01	-	0.00	0.00	0.00	-	5.70	-	-			0.00	0.00	0.00	-	381.00	-	-	0.00	0.00	0.00	-	387.00	-	-			3,400
3,450	0.00	0.00	0.00	-	0.02	-	0.00	0.00	0.00	-	3.60	-	-			0.00	0.00	0.00	-	431.00	-	-	0.00	0.00	0.00	-	435.00	-	-			3,450
3,500	0.00	0.00	0.00	-	0.01	-	0.00	0.00	0.00	-	2.20	-	-			0.00	0.00	0.00	-	481.00	-	-	0.00	0.00	0.00	-	483.00	-	-			3,500
Totals:						90	454							5	447	0	0							34	626	0	442	0	0			
Number of Trades:						5							5							5							0			0		

ALPHA SERVICES HOLD (CR)

(Contract Size: 100 Securities, Exercise Style: American, Physical Delivery)

Call Options														Put Options																		
September 2023							October 2023							Other Months		September 2023							October 2023							Other Months		Exercise Price
Open price	Price max	Price min	Last price	Closing price	Volume	Open Interest	Open price	Price max	Price min	Last price	Closing price	Volume	Open Interest	Volume	Open Interest	Open price	Price max	Price min	Last price	Closing price	Volume	Open Interest	Open price	Price max	Price min	Last price	Closing price	Volume	Open Interest	Volume	Open Interest	
0.550	0.000	0.000	0.000	0.810	-	-										0.000	0.000	0.000	0.002	-	-											0.006
0.600	0.000	0.000	0.000	0.760	-	-										0.000	0.000	0.000	0.001	-	-											0.006
0.650	0.000	0.000	0.000	0.710	-	-										0.000	0.000	0.000	0.001	-	-											0.007
0.700	0.000	0.000	0.000	0.660	-	-										0.000	0.000	0.000	0.001	-	-											0.007
0.750	0.000	0.000	0.000	0.610	-	-										0.000	0.000	0.000	0.002	-	-											0.008
0.800	0.000	0.000	0.000	0.560	-	-										0.000	0.000	0.000	0.001	-	-											0.008
0.850	0.000	0.000	0.000	0.510	-	-										0.000	0.000	0.000	0.001	-	-											0.009
0.900	0.000	0.000	0.000	0.460	-	-										0.000	0.000	0.000	0.002	-	-											0.009
0.950	0.000	0.000	0.000	0.410	-	-	0.000	0.000	0.000	0.412	-	-				0.000	0.000	0.000	0.004	-	-	0.000	0.000	0.000	0.002	-	-					0.010
1.000	0.000	0.000	0.000	0.360	-	-	0.000	0.000	0.000	0.363	-	-				0.000	0.000	0.000	0.001	-	-	0.000	0.000	0.000	0.001	-	-					0.010
1.100	0.000	0.000	0.000	0.260	-	-	0.000	0.000	0.000	0.266	-	-				0.000	0.000	0.000	0.001	-	-	0.000	0.000	0.000	0.004	-	-					0.011
1.200	0.000	0.000	0.000	0.162	-	-	0.000	0.000	0.000	0.178	-	-				0.000	0.000	0.000	0.002	-	-	0.000	0.000	0.000	0.015	-	-					0.012
1.300	0.000	0.000	0.000	0.077	-	-	0.000	0.000	0.000	0.106	-	-				0.000	0.000	0.000	0.017	-	-	0.000	0.000	0.000	0.043	-	-					0.013
1.400	0.000	0.000	0.000	0.025	-	-	0.000	0.000	0.000	0.056	-	-				0.000	0.000	0.000	0.065	-	-	0.000	0.000	0.000	0.093	-	-					0.014
1.500	0.000	0.000	0.000	0.005	-	14	0.000	0.000	0.000	0.026	-	-				0.000	0.000	0.000	0.145	-	-	0.000	0.000	0.000	0.164	-	-					0.015
1.600	0.000	0.000	0.000	0.001	-	-	0.000	0.000	0.000	0.011	-	-				0.000	0.000	0.000	0.240	-	-	0.000	0.000	0.000	0.248	-	-					0.016
1.700	0.000	0.000	0.000	0.002	-	-	0.000	0.000	0.000	0.004	-	-				0.000	0.000	0.000	0.340	-	-	0.000	0.000	0.000	0.342	-	-					0.017
1.800	0.000	0.000	0.000	0.001	-	-	0.000	0.000	0.000	0.001	-	-				0.000	0.000	0.000	0.440	-	-	0.000	0.000	0.000	0.440	-	-					0.018
1.900	0.000	0.000	0.000	0.001	-	-	0.000	0.000	0.000	0.001	-	-				0.000	0.000	0.000	0.540	-	-	0.000	0.000	0.000	0.540	-	-					0.019
2.000	0.000	0.000	0.000	0.001	-	-	0.000	0.000	0.000	0.001	-	-				0.000	0.000	0.000	0.640	-	-	0.000	0.000	0.000	0.640	-	-					0.020
2.200	0.000	0.000	0.000	0.001	-	-	0.000	0.000	0.000	0.003	-	-				0.000	0.000	0.000	0.840	-	-	0.000	0.000	0.000	0.840	-	-					0.022
2.400	0.000	0.000	0.000	0.001	-	-	0.000	0.000	0.000	0.001	-	-				0.000	0.000	0.000	1.04	-	-	0.000	0.000	0.000	1.04	-	-					0.024
Totals:					0	14					0	0	0	0	0						0	0										
Number of Trades:					0						0	0	0									0.00									0	

NATIONAL BANK (CR)

(Contract Size: 100 Securities, Exercise Style: American, Physical Delivery)

Call Options														Put Options																				
September 2023							October 2023							Other Months		September 2023							October 2023							Other Months				
Exercise Price	Open price	Price max	Price min	Last price	Closing price	Volume	Open Interest	Open price	Price max	Price min	Last price	Closing price	Volume	Open Interest	Volume	Open Interest	Open price	Price max	Price min	Last price	Closing price	Volume	Open Interest	Open price	Price max	Price min	Last price	Closing price	Volume	Open Interest	Volume	Open Interest	Exercise Price	
2.000	0.000	0.000	0.000		3.75	-	-						-	-			0.000	0.000	0.000		0.001	-	-						-	-			0.020	
2.200	0.000	0.000	0.000		3.55	-	-						-	-			0.000	0.000	0.000		0.001	-	-						-	-			0.022	
2.400	0.000	0.000	0.000		3.35	-	-						-	-			0.000	0.000	0.000		0.001	-	-						-	-			0.024	
2.600	0.000	0.000	0.000		3.15	-	-						-	-			0.000	0.000	0.000		0.001	-	-						-	-			0.026	
2.800	0.000	0.000	0.000		2.95	-	-						-	-			0.000	0.000	0.000		0.001	-	-						-	-			0.028	
3.000	0.000	0.000	0.000		2.75	-	-						-	-			0.000	0.000	0.000		0.001	-	-						-	-			0.030	
3.200	0.000	0.000	0.000		2.55	-	-						-	-			0.000	0.000	0.000		0.001	-	-						-	-			0.032	
3.400	0.000	0.000	0.000		2.35	-	-						-	-			0.000	0.000	0.000		0.001	-	-						-	-			0.034	
3.600	0.000	0.000	0.000		2.15	-	-						-	-			0.000	0.000	0.000		0.001	-	-						-	-			0.036	
3.800	0.000	0.000	0.000		1.95	-	-	0.000	0.000	0.000		1.96	-	-			0.000	0.000	0.000		0.001	-	-	0.000	0.000	0.000		0.001	-	-			0.038	
4.000	0.000	0.000	0.000		1.75	-	-	0.000	0.000	0.000		1.76	-	-			0.000	0.000	0.000		0.001	-	-	0.000	0.000	0.000		0.001	-	-			0.040	
4.400	0.000	0.000	0.000		1.35	-	-	0.000	0.000	0.000		1.36	-	-			0.000	0.000	0.000		0.001	-	-	0.000	0.000	0.000		0.005	-	-			0.044	
4.800	0.000	0.000	0.000		0.951	-	-	0.000	0.000	0.000		0.986	-	-			0.000	0.000	0.000		0.002	-	-	0.000	0.000	0.000		0.026	-	-			0.048	
5.200	0.000	0.000	0.000		0.552	-	-	0.000	0.000	0.000		0.651	-	-			0.000	0.000	0.000		0.005	-	-	0.000	0.000	0.000		0.090	-	-			0.052	
5.600	0.000	0.000	0.000		0.185	-	-	0.000	0.000	0.000		0.387	-	-			0.000	0.000	0.000		0.034	-	-	0.000	0.000	0.000		0.225	-	-			0.056	
6.000	0.000	0.000	0.000		0.017	-	-	0.000	0.000	0.000		0.204	-	-			0.000	0.000	0.000		0.266	-	270	0.000	0.000	0.000		0.442	-	-			0.060	
6.400	0.000	0.000	0.000		0.001	-	4	0.000	0.000	0.000		0.096	-	-			0.000	0.000	0.000		0.650	-	-	0.000	0.000	0.000		0.735	-	-			0.064	
6.800	0.000	0.000	0.000		0.001	-	-	0.000	0.000	0.000		0.041	-	-			0.000	0.000	0.000		1.05	-	-	0.000	0.000	0.000		1.08	-	-			0.068	
7.200	0.000	0.000	0.000		0.003	-	-	0.000	0.000	0.000		0.015	-	-			0.000	0.000	0.000		1.45	-	-	0.000	0.000	0.000		1.46	-	-			0.072	
7.600	0.000	0.000	0.000		0.001	-	-	0.000	0.000	0.000		0.006	-	-			0.000	0.000	0.000		1.85	-	-	0.000	0.000	0.000		1.85	-	-			0.076	
8.000	0.000	0.000	0.000		0.001	-	-	0.000	0.000	0.000		0.002	-	-			0.000	0.000	0.000		2.25	-	-	0.000	0.000	0.000		2.25	-	-			0.080	
8.400	0.000	0.000	0.000		0.001	-	-	0.000	0.000	0.000		0.001	-	-			0.000	0.000	0.000		2.65	-	-	0.000	0.000	0.000		2.65	-	-			0.084	
Totals:						0	4						0	0	0	0							0	270							0	0	0	50
Number of Trades:						0							0		0								0.00								0		0	

OPAP (CR)

(Contract Size: 100 Securities, Exercise Style: American, Physical Delivery)

Exercise Price	Call Options														Put Options																		
	September 2023							October 2023							Other Months		September 2023							October 2023							Other Months		Exercise Price
	Open price	Price max	Price min	Last price	Closing price	Volume	Open Interest	Open price	Price max	Price min	Last price	Closing price	Volume	Open Interest	Volume	Open Interest	Open price	Price max	Price min	Last price	Closing price	Volume	Open Interest	Open price	Price max	Price min	Last price	Closing price	Volume	Open Interest	Volume	Open Interest	
8.800	0.000	0.000	0.000	7.71	-	-											0.000	0.000	0.000	0.001	-	-											
9.200	0.000	0.000	0.000	7.31	-	-											0.000	0.000	0.000	0.001	-	-											0.092
9.600	0.000	0.000	0.000	6.91	-	-											0.000	0.000	0.000	0.001	-	-											0.096
10.000	0.000	0.000	0.000	6.51	-	-	0.000	0.000	0.000		6.53	-	-				0.000	0.000	0.000	0.002	-	-	0.000	0.000	0.000	0.001	-	-					0.100
11.000	0.000	0.000	0.000	5.51	-	-	0.000	0.000	0.000		5.53	-	-				0.000	0.000	0.000	0.001	-	-	0.000	0.000	0.000	0.001	-	-					0.110
12.000	0.000	0.000	0.000	4.51	-	-	0.000	0.000	0.000		4.54	-	-				0.000	0.000	0.000	0.001	-	-	0.000	0.000	0.000	0.003	-	-					0.120
13.000	0.000	0.000	0.000	3.51	-	-	0.000	0.000	0.000		3.54	-	-				0.000	0.000	0.000	0.001	-	-	0.000	0.000	0.000	0.001	-	-					0.130
14.000	0.000	0.000	0.000	2.51	-	-	0.000	0.000	0.000		2.55	-	-				0.000	0.000	0.000	0.001	-	10	0.000	0.000	0.000	0.005	-	-					0.140
15.000	0.000	0.000	0.000	1.51	-	-	0.000	0.000	0.000		1.60	-	10				0.000	0.000	0.000	0.001	-	20	0.000	0.000	0.000	0.054	-	-					0.150
16.000	0.000	0.000	0.000	0.553	-	12	0.000	0.000	0.000		0.808	-	64				0.000	0.000	0.000	0.039	-	-	0.000	0.000	0.000	0.265	-	-					0.160
17.000	0.000	0.000	0.000	0.048	-	10	0.000	0.000	0.000		0.308	-	6				0.000	0.000	0.000	0.535	-	-	0.000	0.000	0.000	0.766	-	-					0.170
18.000	0.000	0.000	0.000	0.001	-	5	0.000	0.000	0.000		0.083	-	-				0.000	0.000	0.000	1.49	-	-	0.000	0.000	0.000	1.55	-	-					0.180
19.000	0.000	0.000	0.000	0.001	-	-	0.000	0.000	0.000		0.017	-	-				0.000	0.000	0.000	2.49	-	-	0.000	0.000	0.000	2.49	-	-					0.190
20.000	0.000	0.000	0.000	0.001	-	-	0.000	0.000	0.000		0.002	-	-				0.000	0.000	0.000	3.49	-	-	0.000	0.000	0.000	3.49	-	-					0.200
22.000	0.000	0.000	0.000	0.001	-	-	0.000	0.000	0.000		0.001	-	-				0.000	0.000	0.000	5.49	-	-	0.000	0.000	0.000	5.49	-	-					0.220
24.000	0.000	0.000	0.000	0.002	-	-	0.000	0.000	0.000		0.001	-	-				0.000	0.000	0.000	7.49	-	-	0.000	0.000	0.000	7.49	-	-					0.240
Totals:						0	27						0	80	0	0						0	30					0	50	0	0		
Number of Trades:							0						0			0						0.00						0			0		

OTE (CR)

(Contract Size: 100 Securities, Exercise Style: American, Physical Delivery)

Exercise Price	Call Options													Put Options																			
	September 2023						October 2023						Other Months		September 2023						October 2023						Other Months		Exercise Price				
	Open price	Price max	Price min	Last price	Closing price	Volume	Open Interest	Open price	Price max	Price min	Last price	Closing price	Volume	Open Interest	Volume	Open Interest	Open price	Price max	Price min	Last price	Closing price	Volume	Open Interest	Open price	Price max	Price min	Last price	Closing price		Volume	Open Interest	Volume	Open Interest
9.200	0.000	0.000	0.000		4.45	-	-										0.000	0.000	0.000		0.001	-	-										
9.600	0.000	0.000	0.000		4.05	-	-	0.000	0.000	0.000		4.07	-	-			0.000	0.000	0.000		0.001	-	-	0.000	0.000	0.000		0.001	-	-			0.096
10.000	0.000	0.000	0.000		3.65	-	-	0.000	0.000	0.000		3.67	-	-			0.000	0.000	0.000		0.001	-	-	0.000	0.000	0.000		0.001	-	-			0.100
11.000	0.000	0.000	0.000		2.65	-	-	0.000	0.000	0.000		2.67	-	-			0.000	0.000	0.000		0.001	-	-	0.000	0.000	0.000		0.001	-	-			0.110
12.000	0.000	0.000	0.000		1.65	-	-	0.000	0.000	0.000		1.69	-	-			0.000	0.000	0.000		0.001	-	-	0.000	0.000	0.000		0.018	-	-			0.120
13.000	0.000	0.000	0.000		0.662	-	-	0.000	0.000	0.000		0.836	-	-			0.000	0.000	0.000		0.009	-	-	0.000	0.000	0.000		0.158	-	-			0.130
14.000	0.000	0.000	0.000		0.047	-	-	0.000	0.000	0.000		0.285	-	-			0.000	0.000	0.000		0.394	-	-	0.000	0.000	0.000		0.608	-	-			0.140
15.000	0.000	0.000	0.000		0.001	-	10	0.000	0.000	0.000		0.063	-	60			1.53	1.53	1.53	1.53	1.53	5	30	0.000	0.000	0.000		1.39	-	-			0.150
16.000	0.000	0.000	0.000		0.001	-	-	0.000	0.000	0.000		0.009	-	-			0.000	0.000	0.000		2.35	-	-	0.000	0.000	0.000		2.35	-	-			0.160
17.000	0.000	0.000	0.000		0.001	-	-	0.000	0.000	0.000		0.001	-	-			0.000	0.000	0.000		3.35	-	-	0.000	0.000	0.000		3.35	-	-			0.170
18.000	0.000	0.000	0.000		0.001	-	-	0.000	0.000	0.000		0.001	-	-			0.000	0.000	0.000		4.35	-	-	0.000	0.000	0.000		4.35	-	-			0.180
19.000	0.000	0.000	0.000		0.001	-	-	0.000	0.000	0.000		0.001	-	-			0.000	0.000	0.000		5.35	-	-	0.000	0.000	0.000		5.35	-	-			0.190
20.000	0.000	0.000	0.000		0.001	-	-						-	-			0.000	0.000	0.000		6.35	-	-									0.200	
22.000	0.000	0.000	0.000		0.001	-	-						-	-			0.000	0.000	0.000		8.35	-	-									0.220	
Totals:						0	10						0	60	0	0						0	30					0	0	0	0		
Number of Trades:						0							0		0							1.00						0		0			



PIRAEUS FINANCIAL HOLD (CR)

(Contract Size: 100 Securities, Exercise Style: American, Physical Delivery)

Call Options														Put Options																			
September 2023							October 2023							Other Months		September 2023							October 2023							Other Months		Exercise Price	
Open price	Price max	Price min	Last price	Closing price	Volume	Open Interest	Open price	Price max	Price min	Last price	Closing price	Volume	Open Interest	Volume	Open Interest	Open price	Price max	Price min	Last price	Closing price	Volume	Open Interest	Open price	Price max	Price min	Last price	Closing price	Volume	Open Interest	Volume	Open Interest		
0.750	0.000	0.000	0.000	2.21	-	-										0.000	0.000	0.000	0.001	-	-											0.008	
0.800	0.000	0.000	0.000	2.16	-	-										0.000	0.000	0.000	0.001	-	-											0.008	
0.850	0.000	0.000	0.000	2.11	-	-										0.000	0.000	0.000	0.001	-	-											0.009	
0.900	0.000	0.000	0.000	2.06	-	-										0.000	0.000	0.000	0.001	-	-											0.009	
0.950	0.000	0.000	0.000	2.01	-	-										0.000	0.000	0.000	0.002	-	-											0.010	
1.000	0.000	0.000	0.000	1.96	-	-										0.000	0.000	0.000	0.001	-	-											0.010	
1.100	0.000	0.000	0.000	1.86	-	-										0.000	0.000	0.000	0.002	-	-											0.011	
1.200	0.000	0.000	0.000	1.76	-	-										0.000	0.000	0.000	0.004	-	-											0.012	
1.300	0.000	0.000	0.000	1.66	-	-										0.000	0.000	0.000	0.001	-	-											0.013	
1.400	0.000	0.000	0.000	1.56	-	-										0.000	0.000	0.000	0.001	-	-											0.014	
1.500	0.000	0.000	0.000	1.46	-	-										0.000	0.000	0.000	0.001	-	-											0.015	
1.600	0.000	0.000	0.000	1.36	-	-										0.000	0.000	0.000	0.001	-	-											0.016	
1.700	0.000	0.000	0.000	1.26	-	-										0.000	0.000	0.000	0.001	-	-											0.017	
1.800	0.000	0.000	0.000	1.16	-	-										0.000	0.000	0.000	0.001	-	-											0.018	
1.900	0.000	0.000	0.000	1.06	-	-										0.000	0.000	0.000	0.001	-	-											0.019	
2.000	0.000	0.000	0.000	0.960	-	-	0.000	0.000	0.000		0.964	-	-			0.000	0.000	0.000	0.001	-	-	0.000	0.000	0.000	0.001	-	-					0.020	
2.200	0.000	0.000	0.000	0.760	-	-	0.000	0.000	0.000		0.766	-	-			0.000	0.000	0.000	0.001	-	-	0.000	0.000	0.000	0.001	-	-					0.022	
2.400	0.000	0.000	0.000	0.561	-	-	0.000	0.000	0.000		0.572	-	-			0.000	0.000	0.000	0.001	-	-	0.000	0.000	0.000	0.007	-	-					0.024	
2.600	0.000	0.000	0.000	0.361	-	-	0.000	0.000	0.000		0.393	-	-			0.000	0.000	0.000	0.001	-	-	0.000	0.000	0.000	0.028	-	-					0.026	
2.800	0.000	0.000	0.000	0.172	-	-	0.000	0.000	0.000		0.244	-	-			0.000	0.000	0.000	0.012	-	-	0.000	0.000	0.000	0.078	-	-					0.028	
3.000	0.000	0.000	0.000	0.045	-	-	0.000	0.000	0.000		0.135	-	-			0.000	0.000	0.000	0.085	-	-	0.000	0.000	0.000	0.169	-	-					0.030	
3.200	0.000	0.000	0.000	0.005	-	-	0.000	0.000	0.000		0.066	-	-			0.000	0.000	0.000	0.245	-	-	0.000	0.000	0.000	0.300	-	-					0.032	
3.400	0.000	0.000	0.000	0.001	-	4	0.000	0.000	0.000		0.029	-	4			0.000	0.000	0.000	0.440	-	-	0.000	0.000	0.000	0.463	-	-					0.034	
3.600	0.000	0.000	0.000	0.001	-	-	0.000	0.000	0.000		0.012	-	-			0.000	0.000	0.000	0.640	-	-	0.000	0.000	0.000	0.647	-	-					0.036	
3.800	0.000	0.000	0.000	0.001	-	-	0.000	0.000	0.000		0.004	-	-			0.000	0.000	0.000	0.840	-	-	0.000	0.000	0.000	0.841	-	-					0.038	
4.000	0.000	0.000	0.000	0.001	-	-	0.000	0.000	0.000		0.001	-	-			0.000	0.000	0.000	1.04	-	-	0.000	0.000	0.000	1.04	-	-					0.040	
4.400	0.000	0.000	0.000	0.001	-	-	0.000	0.000	0.000		0.001	-	-			0.000	0.000	0.000	1.44	-	-	0.000	0.000	0.000	1.44	-	-					0.044	
4.800	0.000	0.000	0.000	0.001	-	-	0.000	0.000	0.000		0.004	-	-			0.000	0.000	0.000	1.84	-	-	0.000	0.000	0.000	1.84	-	-					0.048	
5.200	0.000	0.000	0.000	0.001	-	-	0.000	0.000	0.000		0.001	-	-			0.000	0.000	0.000	2.24	-	-	0.000	0.000	0.000	2.24	-	-					0.052	
Totals:					0	4						0	4	0	0							0	0							0	0	0	0
Number of Trades:					0							0		0								0.00							0		0		

PPC (CR)

(Contract Size: 100 Securities, Exercise Style: American, Physical Delivery)

Exercise Price	Call Options														Volume	Open Interest	Put Options														Volume	Open Interest	Exercise Price				
	September 2023							October 2023									Other Months		September 2023							October 2023								Other Months			
	Open price	Price max	Price min	Last price	Closing price	Volume	Open Interest	Open price	Price max	Price min	Last price	Closing price	Volume	Open Interest			Volume	Open Interest	Open price	Price max	Price min	Last price	Closing price	Volume	Open Interest	Open price	Price max	Price min	Last price	Closing price				Volume	Open Interest	Volume	Open Interest
3.600	0.000	0.000	0.000	5.90	-	-											0.000	0.000	0.000	0.001	-	-											0.036				
3.800	0.000	0.000	0.000	5.70	-	-											0.000	0.000	0.000	0.001	-	-											0.038				
4.000	0.000	0.000	0.000	5.50	-	-											0.000	0.000	0.000	0.001	-	-											0.040				
4.400	0.000	0.000	0.000	5.10	-	-											0.000	0.000	0.000	0.005	-	-											0.044				
4.800	0.000	0.000	0.000	4.70	-	-											0.000	0.000	0.000	0.001	-	-											0.048				
5.200	0.000	0.000	0.000	4.30	-	-											0.000	0.000	0.000	0.001	-	-											0.052				
5.600	0.000	0.000	0.000	3.90	-	-											0.000	0.000	0.000	0.001	-	-											0.056				
6.000	0.000	0.000	0.000	3.50	-	-											0.000	0.000	0.000	0.001	-	-											0.060				
6.400	0.000	0.000	0.000	3.10	-	-											0.000	0.000	0.000	0.001	-	-											0.064				
6.800	0.000	0.000	0.000	2.70	-	-											0.000	0.000	0.000	0.001	-	-											0.068				
7.200	0.000	0.000	0.000	2.30	-	-											0.000	0.000	0.000	0.001	-	-											0.072				
7.600	0.000	0.000	0.000	1.90	-	-	0.000	0.000	0.000		1.93	-	-			0.000	0.000	0.000	0.001	-	-	0.000	0.000	0.000	0.011	-	-					0.076					
8.000	0.000	0.000	0.000	1.50	-	-	0.000	0.000	0.000		1.55	-	-			0.000	0.000	0.000	0.001	-	-	0.000	0.000	0.000	0.031	-	-					0.080					
8.400	0.000	0.000	0.000	1.10	-	-	0.000	0.000	0.000		1.20	-	-			0.000	0.000	0.000	0.001	-	-	0.000	0.000	0.000	0.079	-	-					0.084					
8.800	0.000	0.000	0.000	0.707	-	-	0.787	0.787	0.787	0.787	0.787	5	-			0.000	0.000	0.000	0.005	-	-	0.217	0.221	0.179	0.179	0.179	40	65				0.088					
9.200	0.000	0.000	0.000	0.353	-	-	0.000	0.000	0.000		0.616	-	5			0.000	0.000	0.000	0.051	-	5	0.000	0.000	0.000	0.298	-	-					0.092					
9.600	0.000	0.000	0.000	0.117	-	60	0.332	0.332	0.332	0.332	0.332	5	27			0.000	0.000	0.000	0.215	-	52	0.000	0.000	0.000	0.493	-	-					0.096					
10.000	0.000	0.000	0.000	0.023	-	45	0.000	0.000	0.000		0.260	-	11			0.000	0.000	0.000	0.521	-	50	0.000	0.000	0.000	0.741	-	-					0.100					
11.000	0.000	0.000	0.000	0.001	-	12	0.000	0.000	0.000		0.065	-	64			0.000	0.000	0.000	1.50	-	-	0.000	0.000	0.000	1.55	-	-					0.110					
12.000	0.000	0.000	0.000	0.001	-	21	0.000	0.000	0.000		0.011	-	-			0.000	0.000	0.000	2.50	-	-	0.000	0.000	0.000	2.50	-	-					0.120					
13.000	0.000	0.000	0.000	0.001	-	-	0.000	0.000	0.000		0.002	-	-			0.000	0.000	0.000	3.50	-	-	0.000	0.000	0.000	3.50	-	-					0.130					
14.000	0.000	0.000	0.000	0.001	-	-	0.000	0.000	0.000		0.001	-	-			0.000	0.000	0.000	4.50	-	-	0.000	0.000	0.000	4.50	-	-					0.140					
15.000	0.000	0.000	0.000	0.001	-	-	0.000	0.000	0.000		0.001	-	-			0.000	0.000	0.000	5.50	-	-	0.000	0.000	0.000	5.50	-	-					0.150					
16.000	0.000	0.000	0.000	0.001	-	-	0.000	0.000	0.000		0.001	-	-			0.000	0.000	0.000	6.50	-	-	0.000	0.000	0.000	6.50	-	-					0.160					
Totals:					0	138						10	107	0	0					0	107				40	277	0	0									
Number of Trades:					0							2		0						0.00					9		0										

Lending Products	Underlying Title	Multilateral Transactions[1]					Bilateral Transactions[2]		Stock Borrowing through OTC (volume)[3]
		Open Interest[5]	Volume(Offered)	Average Weighted	Transactions volume	Average Weighted	Transactions Volume	Average Weighted	Transactions Volume
ADMIEBOR	ADMIE (IPTO) HOLDING S.A. (CR)	---	---	---	---	---	---	605,603	
AEGNBOR	AEGEAN AIRLINES (CR)	---	---	---	---	---	---	176,359	
ALPHABOR	ALPHA SERVICES HOLD (CR)	200	---	---	---	---	---	57,327,085	
OTOELBOR	AUTOHELLAS SA (CR)	1,050	---	---	---	---	---	169,998	
AVAXBOR	AVAX S.A. (CR)	---	---	---	---	---	---	---	
EEEBOR	CC HBC AG (CR)	3,039	---	---	---	---	---	47,768	
CENERBOR	CENERGY HOLDINGS (CB)	7,790	---	---	1,122	7.30%	---	111,804	
ELLAKTORBOR	ELLAKTOR (CR)	7,181	---	---	---	---	---	88,663	
ELHABOR	ELVALHALCOR (CR)	12,998	---	---	---	---	---	64,887	
EUROBBOR	EUROBANK HOLDINGS (CR)	15,000	---	---	---	---	---	34,134,322	
EYDAPBOR	EYDAP S.A. (CR)	7,845	---	---	---	---	---	242,074	
FFGRPBOR	FOLLI FOLLIE (CR)	---	---	---	---	---	---	886,279	
FOYRKBOR	FOURLIS (CR)	1,730	---	---	500	5.59%	---	11,123	
GEKTERNABOR	GEK TERNA (CR)	---	---	---	---	---	---	3,698	
SARBOR	GR. SARANTIS S.A. (CR)	1,946	---	---	---	---	---	47,758	
EXAEBOR	HELLENIC EXCHANGES-A.S.E. (CR)	4,000	---	---	1,000	6.22%	---	212,389	
ELPEBOR	HELLENIQ ENERGY (CR)	1,267	---	---	---	---	---	339,950	
INTRKBOR	INTRACOM HOLDINGS (CR)	---	---	---	---	---	---	---	
INKATBOR	INTRAKAT (CR)	---	---	---	---	---	---	---	
BELABOR	JUMBO SA (CR)	21,578	---	---	119	4.75%	---	196,329	
LAMDABOR	LAMDA DEVELOPMENT SA (CR)	400	---	---	---	---	---	637,676	
MIGBOR	MIG (CR)	1,522	---	---	---	---	---	40,179	
MOHBOR	MOTOR OIL (CR)	27,531	---	---	2,060	4.75%	---	466,251	
MYTILBOR	MYTILINEOS (CR)	4,251	---	---	2,181	4.75%	---	124,962	
ETEBOR	NATIONAL BANK (CR)	541	---	---	---	---	---	9,009,441	
OPAPBOR	OPAP (CR)	2,500	---	---	---	---	---	1,569,214	
HTOBOR	OTE (CR)	1,000	---	---	---	---	---	2,221,795	
PPABOR	P.P.A. S.A. (CR)	---	---	---	---	---	---	83,287	
TPEIRBOR	PIRAEUS FINANCIAL HOLD (CR)	5,000	---	---	---	---	---	1,849,202	
PPCBOR	PPC (CR)	3,000	---	---	---	---	---	1,279,023	
QUALBOR	QUALITY & RELIABILITY SA (CR)	---	---	---	---	---	---	---	

## Stock Lending Notes

[1] - Multilateral contracts Lending or Borrowing as per Methods 8-1, 8-2 and 8-3-3 (According to ATHEX BoD Resolution No.17)

[2] - Bilateral Contracts Lending or Borrowing as per Methods 8-3-1 and 8-3-2 (According to ATHEX BoD Resolution No.20 )

[3] - The information concerning OTC Stock Borrowing Transactions is based on the statements of the Dematerialised Securities System (DSS) operators involved and refers to volumes that have been registered up until the previous working day.

[4] - Average Price (Volume weighted)

[5] - The Data concerning Open Interest before the start of trading session

Lending Products	Underlying Title	Open Interest[5]	Multilateral Transactions[1]				Bilateral Transactions[2]		Stock Borrowing through OTC (volume)[3]	
			Volume(Offered)	Average Weighted	Transactions volume	Average Weighted	Transactions Volume	Average Weighted	Transactions Volume	
QUESTBOR	QUEST HOLDINGS (CR)	---	---	---	---	---	---	---	44,672	
TENERGYBOR	TERNA ENERGY (CR)	---	---	---	---	---	---	---	283,839	
TITCBOR	TITAN CEMENT (CB)	4,806	---	---	796	4.75%	---	---	298,665	
VIOBOR	VIOHALCO SA/NV (CB)	9,244	---	---	---	---	---	---	---	

## Stock Lending Notes

[1] - Multilateral contracts Lending or Borrowing as per Methods 8-1, 8-2 and 8-3-3 (According to ATHEX BoD Resolution No.17)

[2] - Bilateral Contracts Lending or Borrowing as per Methods 8-3-1 and 8-3-2 (According to ATHEX BoD Resolution No.20 )

[3] - The information concerning OTC Stock Borrowing Transactions is based on the statements of the Dematerialised Securities System (DSS) operators involved and refers to volumes that have been registered up until the previous working day.

[4] - Average Price (Volume weighted)

[5] - The Data concerning Open Interest before the start of trading session

## Sectors codification for listed companies

12003-	ETF	10101010	Computer Services
10101015	Software	10102030	Computer Hardware
15101010	Telecommunications Equipment	15102015	Telecommunications Services
20101010	Health Care Facilities	20101025	Health Care Services
20102010	Medical Equipment	20103015	Pharmaceuticals
30101010	Banks	30202000	Diversified Financial Services
30202010	Asset Managers & Custodians	30202015	Investment Services
30204000	Closed End Investments	30302010	Full Line Insurance
30302015	Insurance Brokers	30302025	Property and Casualty Insurance
35101010	Real Estate Holding and Development	35101015	Real Estate Services
35102000	Diversified REITs	35102030	Office REITs
40201040	Rental & Leasing Services: Consumer	40202010	Home Construction
40202015	Household Furnishings	40202020	Household Appliance
40203040	Electronic Entertainment	40203045	Toys
40204020	Clothing & Accessories	40301010	Entertainment
40301030	Publishing	40301035	Radio & TV Broadcasters
40401010	Diversified Retailers	40401020	Apparel Retailers
40401025	Home Improvement Retailers	40401030	Specialty Retailers
40501010	Airlines	40501015	Travel & Tourism
40501020	Casinos & Gambling	40501025	Hotels & Motels
45101015	Distillers & Vintners	45101020	Soft Drinks
45102010	Farming Fishing Ranching & Plantations	45102020	Food Products
45103010	Tobacco	45201010	Food Retailers & Wholesalers
45201020	Personal Products	50101010	Construction
50101020	Building Roof/Wallboard and Plumbing	50101030	Cement
50101035	Building Materials: Other	50202010	Electrical Components
50203000	Diversified Industrials	50203015	Plastics
50203030	Containers & Packaging	50204000	Machinery: Industrial
50204020	Machinery: Construction & Handling	50205010	Industrial Suppliers
50205020	Back Office Support HR & Consulting	50205030	Forms & Bulk Printing Services
50206015	Commercial Vehicles & Parts	50206030	Marine Transportation
50206060	Transportation Services	55101000	Diversified Materials
55101020	Textile Products	55102000	General Mining
55102010	Iron & Steel	55102015	Metal Fabricating
55102035	Aluminum	60101020	Oil Refining and Marketing
65101010	Alternative Electricity	65101015	Conventional Electricity
65102030	Water		



**ATHEX**  
Athens Stock Exchange

Λεωφ. Αθηνών 110 104 42 Αθήνα  
110, Athinon Ave. GR 104 42 Athens  
tel. (+30)210-33.66.800, fax (+30)210-33.66.101  
[www.athexgroup.gr](http://www.athexgroup.gr)