


23

Ημερήσιο Δελτίο  
Συναλλακτικής Δραστηριότητας

Daily Official List  
of Trading Activity

Monday, 11 September, 2023  
Year: 144 Trading Day No: 172



**ATHEXGROUP**  
Athens Exchange Group

**Disclaimer:**

Hellenic Exchanges-Athens Stock Exchange S.A endeavours to ensure that the data and other material ("Information") presented on the Daily Official List are accurate and complete, but it is not liable for any errors or omissions of data or /and for the accuracy, credibility, updating and completeness of the aforesaid information nor it has any liability arising directly or indirectly from the use of the above Information.

The Company is not liable for the accuracy of the data included in listed companies' announcements. Only the sender of such an announcement is fully and solely liable for any infringement of third party's rights from the content of such announcement. All contents of the Daily Official List are provided only for information purposes and do not constitute investment advice or solicitation to invest in securities or other products listed for trading on the Exchange.

You acknowledge and agree that the Company is the owner of any property rights related to any Information appearing on the Daily Official List including intellectual property rights copyright, trademarks, etc.

The above data are a property of the Hellenic Exchanges-Athens Exchange and are copyright protected. Users are forbidden to reproduce, modify, copy, sale, transmit or redistribute, by all reproduction means and methods, part or the whole of the above data, without reference to their source.

The commercial exploitation of these data is, also, forbidden by third parties. Hellenic Exchanges-Athens Exchange does not carry any responsibility, direct or indirect, derived from usage or accidental alteration of the above data when used by third parties.

---

**Hellenic Exchanges – Athens Stock Exchange S.A.**

110 Athinon Ave., 10442 Athens, Tel: (210) 33.66.800, Fax: (210) 32.13.938

[www.athexgroup.gr](http://www.athexgroup.gr)

---

**Thessalonica Stock Exchange Center (T.S.E.C)**

16-18 Katouni Str., Thessalonica 546 25 Tel: (2310) 567.667, Fax: (2310) 530.545

**Athex Members Guarantee Fund**

14-16 Fidiou Str., Athens 106 78, Tel: (210) 33.04.682, Fax: (210) 33.04.155

**Hellenic Republic Capital Market Commission**

1 Kolokotroni Str. & 1 Stadiou Str., Athens 10562 Tel: (210) 33.77.100 Fax: (210) 33.77.173

---

**Table of Contents**

---

**Section 1: Statistical Figures of Securities, Derivatives and Lending**

Summary of Markets

Athex Indices

Analytic Figures for Athex Market's Boards and Categories

Trading Details by Athex Sectors and Financial Instruments (ETFs)

Top 10 best &amp; worst performing Shares

Derivatives Summary

**Section 2: Analytic Figures of Shares Transactions**

Analytic Figures of Shares Transactions

Shares' Notes

**Section 3: Figures of Securities Transactions**

Securities Blocks Details

Shares Rights Details

Stock Borrowing

Forced Sales Details

Forced Sales Registered Shares

Exchange Traded Funds (ETFs) Characteristics

**Section 5: Bonds traded in Fixed Income Assets Market**

Convertible Corporate Bonds - Regulated Market

Non Convertible Corporate Bonds - Regulated Market

Government Bonds

Treasury Bills &amp; Zero Coupon Government Bonds

Government Bonds Traded with the Open Outcry Method

State Banks Bonds

**Section 6: Additional Infos**

Athex &amp; ATHEXClear Members List

List of Stocks under Market Making operations

**Section 7: Derivatives Market Analytic Figures**

Index Futures

Stock Futures

Index Options

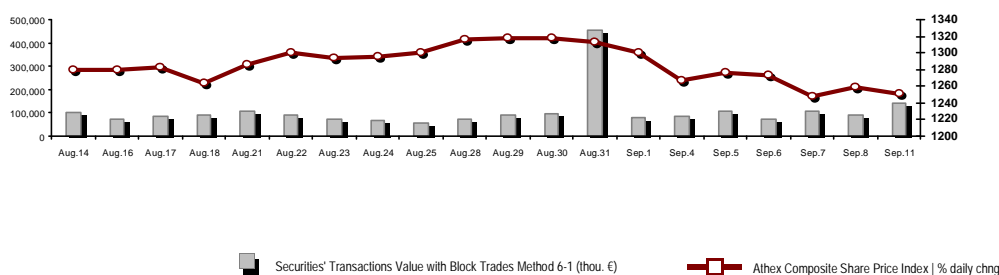
Stock Options

Stock Lending Analytic Figures

**Appendix A: Sectors codification for listed companies**

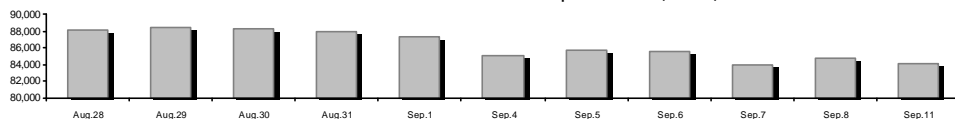
## Summary of Markets

Athex Composite Share Price Index vs Shares and Derivatives Transactions Value

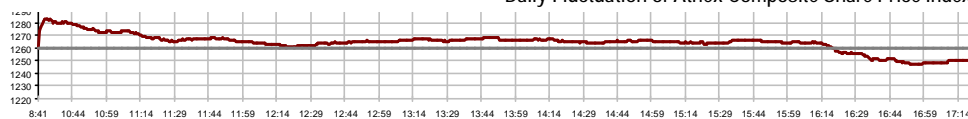


Athex Capitalisation (mill. €)**:	84,142.24		Derivatives Total Open Interest	511,557
Daily change: mill. €   %	-555.20	-0.66%	in Index Futures   % daily chng	5,483 -4.06%
Yearly Avg Capitalisation: mill. €   % chng prev year Avg	79,126.34	25.48%	in Stock Futures   % daily chng	502,938 -0.56%
Athex Composite Share Price Index   % daily chng	1,250.59	-0.71%	in Index Options   % daily chng	1,899 0.16%
Athex Composite Share Price Index Capitalisation (mill. €)	77,028.45		in Stock Options   % daily chng	1,237 1.39%
Daily change (mill. €)	-543.00			
Securities' Transactions Value with Block Trades Method 6-1 (t)	139,445.99		Derivatives Contracts Volume:	108,225
Daily change: %	46,656.93	50.28%	Daily change: pieces   %	52,165 93.05%
YtD Avg Trans. Value: thou. €   % chng prev year Avg	105,708.23	46.31%	YtD Avg Derivatives Contracts % chng prev year Avg	43,835 27.61%
Blocks Transactions Value of Method 6-1 (thou. €)	57,130.55		Derivatives Trades Number:	5,233
Blocks Transactions Value of Method 6-2 & 6-3 (thou. €)	0.00		Daily change: number   %	1,864 55.33%
Bonds Transactions Value (thou.€)	666.01		YtD Avg Trades number % chng prev year Avg	2,337 13.76%
Securities' Transactions Volume with Block Trades Method 6-1 (tho)	23,904.62		Lending Total Open Interest	131,288
Daily change: thou. pieces   %	-1,457.11	-5.75%	Daily change: pieces   %	3,441 2.69%
YtD Avg Volume: % chng prev year Avg	34,868.52	22.99%	Lending Volume (Multilateral/Bilateral)	26,131
Blocks Transactions Volume of Method 6-1 (thou. Pieces)	2,332.75		Daily change: pieces   %	22,172
Blocks Transactions Volume of Method 6-2 & 6-3 (thou. Pieces)	0.00		Multilateral Lending	14,131
Bonds Transactions Volume	706,000		Bilateral Lending	12,000
Securities' Trades Number with Block Trades Method 6-1	38,547		Lending Trades Number:	29
Daily change: number   %	-4,449	-10.35%	Daily change: %	14
YtD Avg Trades number % chng prev year Avg	36,257	23.25%	Multilateral Lending Trades Number	28
Number of Blocks Method 6-1	8		Bilateral Lending Trades Number	1
Number of Blocks Method 6-2 & 6-3	0			
Number of Bonds Transactions	154			

Athex Capitalisation (mill. €)\*\*



Daily Fluctuation of Athex Composite Share Price Index



Athex Composite Share Price Index at 08/09/2023

Daily Fluctuation of Athex Composite Share Price Index at 11/09/2023

## Athex Indices

Index name	11/09/2023	08/09/2023	pts.	%	Min	Max	Year min	Year max	Year change
Athex Composite Share Price Index	1,250.59	1,259.50	-8.91	-0.71%	1,247.02	1,282.65	929.79	1,351.68	34.50% #
Athex ESG Index	1,419.50	1,432.68	-13.18	-0.92%	1,413.64	1,463.51	1,057.52	1,541.00	34.21% #
FTSE/Athex Large Cap	3,026.30	3,053.25	-26.95	-0.88%	3,013.15	3,119.18	2,250.77	3,280.71	34.41% #
FTSE/Athex Mid Cap Index	2,046.52	2,060.88	-14.36	-0.70%	2,046.52	2,096.68	1,411.43	2,224.46	45.00% #
FTSE/ATHEX High Dividend Yield Index	3,823.67	3,843.44	-19.77	-0.51%	3,815.63	3,890.16	3,028.28	4,088.01	26.27% #
FTSE/ATHEX Global Traders Index Plus	3,849.01	3,867.05	-18.04	-0.47%	3,844.83	3,931.65	2,616.09	4,115.43	47.13% #
FTSE/ATHEX Mid & Small Cap Factor-Weighted Ind	5,513.81	5,512.61	1.20	0.02%	5,479.18	5,567.04	4,353.12	5,946.34	25.44% #
ATHEX Select Index Plus	4,413.04	4,444.64	-31.60	-0.71%	4,402.43	4,500.97	3,071.06	4,762.60	43.70% #
ATHEX Select Index	6,470.70	6,492.11	-21.41	-0.33%	6,458.67	6,601.80	4,343.88	7,125.71	48.96% #
FTSE/Athex Market Index	721.81	727.48	-5.67	-0.78%	719.08	742.98	539.21	780.89	33.83% #
Athex Composite Index Total Return Index	2,260.75	2,276.87	-16.12	-0.71%	2,254.30	2,318.71	1,641.17	2,440.14	37.75% #
FTSE/Athex Large Cap Total Return	4,956.19	5,000.33	-44.14	-0.88%			3,623.42	5,338.50	37.63% #
FTSE/Athex Mid Cap Total Return	2,745.23	2,764.49	-19.26	-0.70%			1,881.61	2,956.50	47.78% #
Hellenic Mid & Small Cap Index	1,874.59	1,888.87	-14.28	-0.76%	1,871.52	1,917.15	1,365.14	2,011.62	37.32% #
FTSE/Athex Banks	965.30	992.88	-27.58	-2.78%	954.67	1,026.05	640.09	1,117.78	50.70% #
FTSE/Athex Financial Services	1,188.42	1,199.53	-11.11	-0.93%	1,188.42	1,242.77	672.72	1,514.55	73.39% #
FTSE/Athex Industrial Goods & Services	7,865.69	7,991.93	-126.24	-1.58%	7,859.09	8,183.20	4,603.86	8,651.06	69.57% #
FTSE/Athex Retail	1,227.97	1,211.01	16.96	1.40%	1,211.01	1,241.80	901.21	1,375.58	36.26% #
FTSE/ATHEX Real Estate	4,206.85	4,265.32	-58.47	-1.37%	4,177.55	4,315.14	3,750.22	4,816.41	3.28% #
FTSE/Athex Consumer Goods & Services	15,611.75	15,452.90	158.85	1.03%	15,452.90	15,744.34	8,974.47	16,184.74	70.48% #
FTSE/Athex Food & Beverage	9,852.95	9,731.74	121.21	1.25%	9,731.74	9,982.97	8,101.49	11,188.59	16.38% #
FTSE/Athex Basic Resources	9,597.51	9,602.36	-4.85	-0.05%	9,570.03	9,876.14	6,463.31	10,590.89	47.89% #
FTSE/Athex Construction & Materials	4,332.12	4,333.32	-1.20	-0.03%	4,330.05	4,414.17	3,204.90	4,808.27	35.17% #
FTSE/Athex Energy	5,288.55	5,323.20	-34.65	-0.65%	5,256.96	5,402.12	4,780.16	5,856.79	5.14% #
FTSE/Athex Travel & Leisure	3,017.19	2,988.96	28.23	0.94%	2,988.96	3,051.18	2,196.17	3,051.18	36.08% #
FTSE/Athex Technology	2,995.60	3,015.70	-20.10	-0.67%	2,985.88	3,046.67	2,047.81	3,153.87	45.83% #
FTSE/Athex Telecommunications	3,818.31	3,801.94	16.37	0.43%	3,782.18	3,865.86	3,511.53	4,415.99	-6.22% #
FTSE/Athex Utilities	5,360.15	5,427.32	-67.17	-1.24%	5,316.96	5,534.38	4,598.77	6,190.27	16.56% #
FTSE/Athex Health Care	452.92	456.68	-3.76	-0.82%	441.97	459.22	387.42	504.88	8.12% #
FTSE/Athex Personal Products	7,939.21	7,836.90	102.31	1.31%	7,821.49	7,999.43	6,441.87	8,386.11	20.18% #
Athex All Share Index	294.40	296.35	-1.95	-0.66%	294.40	294.40	231.11	314.56	27.87% #
MSCI GREECE REBASED	4,797.08	4,857.11	-60.03	-1.24%	4,768.58	4,969.60	4,125.04	5,209.29	---
Hellenic Corporate Bond Index	125.27	125.23	0.03	0.03%			118.78	125.45	5.28% #
Hellenic Corporate Bond Price Index	88.53	88.51	0.02	0.02%			85.96	88.73	2.67% #

Note 1: FTSE/Med 100, Hellenic Corporate Bond Price Index and Hellenic Corporate Bond Index closing prices refer to the previous trading day of 07/09/2023.

Note 2: The Hellenic Mid & Small Cap Index is a Customized index calculated by the Athens Exchange.

## Analytic Figures for Athex Market's Boards and Categories

	Total Traded Securities	Main Market	Surveillance	Exchange Traded Funds (ETFs)
Totals	116	108	7	1
Gain / Lose / Same:	34 / 61 / 21	33 / 57 / 18	1 / 3 / 3	0 / 1 / 0
Athex Capitalisation (mill. €) **	84,142.24	83,737.30	404.94	
Daily Average Trans/ons Value(thou.€)	105,708.23	105,463.94	244.32	46.38
Transactions Value	139,445.99	139,248.82	196.64	0.53
Main Board:	82,315.44	82,118.27	196.64	0.53
Blocks Board 6_2_3:	57,130.55	57,130.55	0.00	0.00
Forced Sales Board:	0.00	0.00	0.00	0.00
Special Terms Board:	0.00	0.00	0.00	0.00
Daily Average Transactions Volume	34,868,523	33,883,169	989,913	1,625
Transactions Volume	23,904,619	23,307,534	597,068	17
Main Board:	21,571,871	20,974,786	597,068	17
Blocks Board 6_2_3:	2,332,748	2,332,748	0	0
Forced Sales Board:	0	0	0	0
Special Terms Board:	0	0	0	0
Daily Average Number of Trades	36,257	36,037	218	3
Number of Trades	38,547	38,372	172	3
Main Board:	38,539	38,364	172	3
Blocks Board 6_2_3:	8	8	0	0
Forced Sales Board:	0	0	0	0
Special Terms Board:	0	0	0	0

## Trading Details by Athex Sectors and Financial Instruments (ETFs)

Code	Sectors	Gain / Lose / Same	Number of Trades	Transactions Volume	Transactions Value	% of Total Trans. Value
3010	- Banks	0 / 6 / 0	13,921	16,113,052	35,351,734.81	25.35%
5510	- Basic Resources	5 / 7 / 1	1,472	366,630	1,304,662.33	0.94%
5010	- Construction & Materials	3 / 9 / 0	2,724	938,516	3,764,387.60	2.70%
4020	- Consumer Products & Services	2 / 4 / 1	1,717	2,296,555	61,343,457.61	43.99%
6010	- Energy	0 / 2 / 1	1,484	196,226	3,018,991.13	2.16%
12000	- Financial Instruments	0 / 1 / 0	3	17	526.03	0.00%
3020	- Financial Services	2 / 2 / 1	616	156,436	778,215.24	0.56%
4510	- Food Beverage & Tobacco	2 / 2 / 0	161	30,742	522,481.39	0.37%
2010	- Health Care	2 / 1 / 0	122	108,348	97,323.94	0.07%
5020	- Industrial Goods & Services	6 / 7 / 4	3,651	754,115	7,684,446.40	5.51%
3030	- Insurance	1 / 0 / 0	23	2,044	8,777.48	0.01%
4030	- Media	0 / 1 / 0	6	1,460	772.40	0.00%
4520	- Personal Care, Drug & Grocery Stores	1 / 1 / 1	206	47,533	339,724.16	0.24%
3510	- Real Estate	1 / 3 / 7	847	170,728	807,028.97	0.58%
4040	- Retail	2 / 2 / 1	366	81,556	333,332.29	0.24%
1010	- Technology	4 / 6 / 1	1,815	429,070	1,773,790.62	1.27%
1510	- Telecommunications	1 / 1 / 0	1,427	292,924	3,983,551.83	2.86%
4050	- Travel & Leisure	1 / 2 / 3	4,051	768,136	8,037,696.27	5.76%
6510	- Utilities	1 / 4 / 0	3,935	1,150,531	10,295,086.09	7.38%

## Top 10 best &amp; worst performing Shares

## Main Market

With positive Price change	Closing price	change	With negative Price change	Closing price	change
EKTER SA (CR)	2.4	4.80% #	PIRAEUS FINANCIAL HOLD (CR)	2.962	-4.45% €
LOULIS FOOD (CR)	3.11	2.30% #	EUROCONSULTANTS S.A. (CR)	1.03	-3.29% €
FOURLIS (CR)	4.41	1.96% #	NATIONAL BANK (CR)	5.752	-3.16% €
UNIBIOS (CR)	1.07	1.91% #	ADMIE (IPTO) HOLDING S.A. (CR)	2.155	-3.15% €
PETROPOULOS PETROS (CR)	8.98	1.58% #	AUSTRIACARD (CB)	6.6	-2.94% €
GR. SARANTIS S.A. (CR)	8	1.52% #	ELVALHALCOR (CR)	1.996	-2.87% €
ALUMIL (CR)	3.44	1.48% #	ALPHA SERVICES HOLD (CR)	1.3605	-2.61% €
CC HBC AG (CR)	26.27	1.27% #	KLOUKINAS - LAPPAS SA (CR)	1.17	-2.50% €
OPAP (CR)	16.51	1.23% #	PROFILE SA (CR)	4.35	-2.47% €
JUMBO SA (CR)	28.02	1.15% #	QUEST HOLDINGS (CR)	6.06	-2.26% €
With the highest Transactions Value	Value (thou. €)	change	With the highest Transactions Volume	Volume	change
JUMBO SA (CR)	61,047.86	1.15% #	ALPHA SERVICES HOLD (CR)	7,374,157	-2.61% €
ALPHA SERVICES HOLD (CR)	10,379.70	-2.61% €	EUROBANK HOLDINGS (CR)	4,229,781	-1.61% €
NATIONAL BANK (CR)	10,111.03	-3.16% €	PIRAEUS FINANCIAL HOLD (CR)	2,794,550	-4.45% €
PIRAEUS FINANCIAL HOLD (CR)	8,539.15	-4.45% €	JUMBO SA (CR)	2,178,026	1.15% #
PPC (CR)	6,798.51	-1.30% €	NATIONAL BANK (CR)	1,711,529	-3.16% €
OPAP (CR)	6,308.19	1.23% #	PPC (CR)	706,745	-1.30% €
EUROBANK HOLDINGS (CR)	6,272.63	-1.61% €	OPAP (CR)	381,017	1.23% #
MYTILINEOS (CR)	5,903.52	-1.76% €	OTE (CR)	291,930	0.44% #
OTE (CR)	3,975.60	0.44% #	ADMIE (IPTO) HOLDING S.A. (CR)	229,963	-3.15% €
TERNA ENERGY (CR)	2,682.58	-0.92% €	INTRACOM HOLDINGS (CR)	210,983	0.00% -

Note: Stocks that are not included in the "Under Supervision" category, and the transactions value is more than 10,000 €.

## Derivatives Summary

	Number of Trades	Volume	Open Interest
<b>Index Futures</b>	<b>380</b>	<b>2,112</b>	<b>5,483</b>
FTSE/Athex Banks	6	68	2,048
FTSE/Athex Large Cap	374	2,044	3,232
MSCI GREECE REBASED	0	0	203
<b>Stock Futures</b>	<b>4,801</b>	<b>105,908</b>	<b>502,938</b>
ADMIE (IPTO) HOLDING S.A. (CR)	76	3,922	19,086
AEGEAN AIRLINES (CR)	212	1,552	6,905
ALPHA SERVICES HOLD (CR)	996	35,311	215,604
AUTOHELLAS SA (CR)	4	12	122
AVAX S.A. (CR)	17	161	1,338
CC HBC AG (CR)	24	89	605
CENERGY HOLDINGS (CB)	48	805	5,901
ELLAKTOR (CR)	10	28	594
ELVALHALCOR (CR)	26	1,768	2,153
EUROBANK HOLDINGS (CR)	179	8,424	48,895
EYDAP S.A. (CR)	48	1,382	2,080
FOURLIS (CR)	32	152	735
GEK TERNA (CR)	69	4,230	7,000
HELLENIC EXCHANGES-A.S.E. (CR)	118	1,416	7,622
HELLENIQ ENERGY (CR)	57	828	1,535
INTRACOM HOLDINGS (CR)	204	948	6,074
INTRAKAT (CR)	75	2,209	6,112
JUMBO SA (CR)	34	68	249
LAMDA DEVELOPMENT SA (CR)	58	1,868	5,394
MIG (CR)	0	0	80
MOTOR OIL (CR)	33	224	1,214
MYTILINEOS (CR)	222	1,152	4,572
NATIONAL BANK (CR)	546	7,700	18,663
OPAP (CR)	70	440	2,963
OTE (CR)	191	2,411	10,761
P.P.A. S.A. (CR)	5	21	294
PIRAEUS FINANCIAL HOLD (CR)	608	16,749	75,308
PPC (CR)	467	6,641	28,420
QUEST HOLDINGS (CR)	3	14	207
TERNA ENERGY (CR)	286	4,941	16,815
TITAN CEMENT (CB)	9	31	633
VIOHALCO SA/NV (CB)	74	411	5,004
<b>Index Options</b>	<b>46</b>	<b>178</b>	<b>1,899</b>
FTSE/Athex Large Cap	46	178	1,899
<b>Stock Options</b>	<b>6</b>	<b>27</b>	<b>1,237</b>
ALPHA SERVICES HOLD (CR)	0	0	14
NATIONAL BANK (CR)	0	0	324
OPAP (CR)	0	0	187
OTE (CR)	0	0	100
PIRAEUS FINANCIAL HOLD (CR)	0	0	8
PPC (CR)	6	27	604
<b>Total Derivatives Traded</b>	<b>5,233</b>	<b>108,225</b>	<b>511,557</b>









Number of Outstanding Securities	Nominal Value	Dividends [1]			Date of Last Coupon		Note	Shares	Closing price	% change	Previous closing price/date	Open price	Price min	Price max	Last price	Avg price	Last Bid [7]	Last Ask [7]	P/E after tax	Year	Volume	Trades	Transactions Value[8]	Company Mkt Value (thou. €)	Year low	Year high	Sector[4]		
2020	2021	2022	Dividend [2]	Right																									
6,700,000	0.800	0.179	0.047	0.047	23/08/2023	29/05/2014	---	MILLS KEPENOS (CR)	2.28	---	2.28	08/09/2023	---	---	---	---	1784@2.30	100@2.44	16.84	2022	---	---	---	15,276.00	1.93	2.7	45102020		
18,017,472	0.360	---	---	---	09/09/2022	28/08/2017	---	KTIMA KOSTAS LAZARIDIS SA (CR)	1.89	---	1.89	08/09/2023	---	---	---	---	260@1.77	150@2.02	---	---	---	---	---	34,053.02	1.55	2.06	45101015		
21,364,000	1.12	---	---	0.4	21/08/2023	08/03/2023	---	LAMPASA HOTEL SA (CR)	29.2	---	29.2	08/09/2023	---	---	---	---	100@28.20	100@29.60	---	---	---	---	---	623,828.80	20.6	29.8	40501025		
32,188,050	1.04	---	---	---	21/07/2008	20/01/2000	---	MOUZAKIS (CR)	0.65	1.56	P	0.64	08/09/2023	0.635	0.63	0.68	0.68	0.651	1000@0.635	1000@0.650	---	---	1,300	9	845.70	20,922.23	0.63	0.806	55101020
8,321,682	0.670	---	---	---	17/08/2007	23/11/1999	---	N. LEVENTERIS (CR)	0.312	---	0.312	08/09/2023	---	---	---	---	1000@0.282	1820@0.342	---	2022	---	---	---	3,451.93	0.22	0.364	55102010		
2,160,524	0.670	---	---	---	03/12/2018	23/11/1999	---	N. LEVENTERIS (PR)	0.396	---	0.396	08/09/2023	---	---	---	---	---	4014@0.426	---	2022	---	---	---	3,451.93	0.218	0.434	55102010		
6,340,000	0.600	0.134	0.17	0.1	09/12/2022	12/01/2023	---	NAKAS MUSIC	2.86	---	2.86	08/09/2023	2.58	2.58	2.58	2.58	2.58	50@2.62	190@2.86	---	---	10	1	25.80	18,132.40	2.16	2.98	40401030	
10,080,000	3.00	1.42	1.5	1.45	11/05/2023	27/08/2001	---	TPA SA (CR)	23.9	---	23.9	08/09/2023	23.9	23.9	24	24	23.92	230@23.90	50@24.40	---	---	50	3	1,196.00	240,912.00	22.7	26.3	50206060	
27,379,200	0.980	---	---	0.45	01/08/2023	29/08/2022	---	CRETE PLASTICS SA (CR)	15.5	---	15.5	08/09/2023	---	---	---	---	100@15.40	328@16.40	---	---	---	---	---	424,377.60	14.7	17.9	50203015		
255,494,534	2.71	0.352	0.279	0.255	16/06/2023	30/09/2021	---	PRODEA (CR)	7	---	7	08/09/2023	7	7	7.2	7.2	7.017	400@7.00	25@7.20	---	---	290	5	2,035.00	1,788,461.74	7	8.6	35102000	
4,181,450	0.500	---	---	---	21/08/2000	05/03/2002	---	FLOUR MILLS SARANTOPOULOS SA	1.16	---	1.16	08/09/2023	---	---	---	---	---	---	---	---	---	---	---	---	4,850.48	0.875	1.5	45102020	

## Exchange Traded Funds (ETFs)

924,675	---	---	---	---	15/06/2016	---	---	ALPHA ETF FTSE Athex Large Cap	30.27	-0.95	€	30.56	08/09/2023	31	30.27	31	30.27	30.943	350@26.40	---	---	---	17	3	526.03	---	22.5	35	12003
---------	-----	-----	-----	-----	------------	-----	-----	--------------------------------	-------	-------	---	-------	------------	----	-------	----	-------	--------	-----------	-----	-----	-----	----	---	--------	-----	------	----	-------

## Surveillance

356,314,416	0.060	---	---	---	07/07/2010	21/09/2017	5160	FRIGOGLASS SA (CR)	0.08	3.90	P	0.077	08/09/2023	0.08	0.08	0.08	0.08	0.0830000@0.079	54847@0.080	---	---	294,604	48	23,568.32	28,505.15	0.05	0.158	50204000	
65,326,268	0.530	---	---	---	04/07/2007	19/07/2006	4750	SATO SA (CR)	0.043	---	0.043	08/09/2023	0.04	0.04	0.04	0.04	0.04	---	18000@0.042	---	---	6,500	3	260.00	2,809.03	0.018	0.069	40202015	
13,191,620	0.620	---	---	---	04/08/2010	09/09/2002	5232	YALCO - CONSTANTINOU (CR)	0.206	---	0.206	08/09/2023	---	---	---	---	---	2000@0.186	1500@0.226	---	---	---	---	---	2,717.47	0.12	0.28	40202020	
13,000,000	1.00	---	---	---	01/08/2007	07/04/2000	5093	AKRITAS SA (CR)	0.65	---	0.65	08/09/2023	---	---	---	---	---	---	150@0.600	---	---	---	---	---	8,450.00	0.414	0.67	50101035	
221,519,681	0.300	---	---	---	02/07/2008	28/02/2011	4957	ANEK LINES SA (CR)	0.252	---	0.252	08/09/2023	0.254	0.252	0.254	0.252	0.25312800@0.250	32913@0.254	---	---	---	19,300	13	4,873.79	56,736.35	0.177	0.3	40501015	
312,163	0.300	---	---	---	02/07/2008	28/02/2011	4959	ANEK LINES SA (PR, issue '90)	0.072	---	0.072	08/09/2023	---	---	---	---	---	39930@0.079	---	---	---	---	---	---	56,736.35	0.072	0.086	40501015	
2,969,713	0.300	---	---	---	02/07/2008	28/02/2011	4958	ANEK LINES SA (PR, issue '96)	0.3	---	0.3	08/09/2023	---	---	---	---	---	1000@0.270	563@0.300	---	---	---	---	---	56,736.35	0.173	0.38	40501015	
17,579,754	4.16	---	---	---	18/08/2006	02/08/2010	---	BIOTER SA (CR)	0.264	-9.59	€	0.292	08/09/2023	0.294	0.264	0.294	0.264	0.28713586@0.264	3000@0.292	---	---	10,337	4	2,964.08	4,641.06	0.198	0.398	50101010	
54,654,600	0.050	---	---	---	01/07/1998	30/12/2022	5275	VIS SA (CR)	0.322	---	0.322	08/09/2023	---	---	---	---	---	3000@0.290	230@0.320	---	2022	---	---	---	17,598.78	0.136	0.378	50203030	
51,754,364	0.300	---	---	---	23/12/2003	24/01/2007	5197	SELECTED TEXT. IND. ASSOC (CR)	0.14	-3.45	€	0.145	08/09/2023	0.142	0.14	0.142	0.14	0.141	1000@0.139	928@0.140	---	---	22,967	14	3,229.38	7,245.61	0.11	0.202	55101020
371,337,000	0.300	---	---	---	30/05/2013	01/07/2022	---	INTRALOT (CR)	0.65	---	0.65	08/09/2023	0.65	0.65	0.65	0.65	0.65	2820@0.640	3174@0.645	---	---	242,934	83	157,907.10	241,369.05	0.565	0.765	40501020	
15,842,391	1.51	---	---	---	15/07/2009	12/05/2000	5141	BITROS HOLDING SA (CR)	0.5	---	0.5	08/09/2023	---	---	---	---	---	800@0.450	250@0.540	---	---	---	---	---	7,921.20	0.376	0.82	55102010	
24,319,250	0.300	---	---	---	09/07/2002	04/07/2007	5165	PROODEFTIKH SA (CR)	0.5	---	0.5	08/09/2023	---	---	---	---	---	---	50@0.480	---	---	---	---	---	12,159.63	0.4	0.6	50101010	
28,438,268	0.070	---	---	---	21/08/2006	24/11/1999	5253	SPIROY AGRICULTURE SA (CR)	0.2	---	0.2	08/09/2023	---	---	---	---	---	---	2899@0.220	---	---	---	---	---	5,687.65	0.144	0.24	45102010	
1,011,000	1.00	---	---	---	01/07/2004	11/12/2012	5193	TRIA ALFA SA (CR)	9	-9.09	€	9.9	08/09/2023	9	9	9	9	9	24@9.00	200@9.50	68.93	2022	426	7	3,834.00	9,099.00	7.6	16.9	55101020

## Suspension Status

66,948,210	0.300	---	---	---	22/09/2015	22/09/2015	5179	FOLLI FOLLIE (CR)	4.8	---	4.8	24/05/2018	---	---	---	---	---	---	---	---	---	---	---	---	321,351.41	4.8	4.8	40401030
12,417,000	0.310	---	---	---	27/08/2019	28/08/2017	5233	MLS MULTIMEDIA SA (CR)	0.57	---	0.57	12/05/2020	---	---	---	---	---	---	---	---	---	---	---	---	7,077.69	0.57	0.57	10101015
6,330,002	0.300	---	---	---	25/06/2002	15/03/2019	5278	VARARESSOS (CR)	0.24	---	0.24	02/05/2023	---	---	---	---	---	---	---	---	---	---	---	---	1,519.20	0.16	0.25	55101020
3,961,300	1.28	---	---	---	29/06/2004	03/08/2000	5248	DUROS SA (CR)	0.25	---	0.25	24/04/2023	---	---	---	---	---	---	---	---	---	---	---	---	990.33	0.2	0.3	40204020
7,085,888	1.59	---	---	---	02/07/1996	06/09/2010	5216	ELVIEMEK (CR)	2.6	---	2.6	30/09/2019	---	---	---	---	---	---	---	---	---	---	---	---	18,423.31	2.6	2.6	35101010
7,125,216	0.650	---	---	---	01/07/2005	14/12/1999	4955	KRE.KA SA (CR)	0.28	---	0.28	06/04/2023	---	---	---	---	---	---	---	---	---	---	---	---	1,995.06	0.17	0.43	45102010
7,734,375	1.00	---	---	---	09/07/2007	07/01/2011	5277	LIVANIS SA (CR)	0.125	---	0.125	28/04/2023	---	---	---	---	---	---	---	---	---	---	---	---	966.80	0.12	0.18	40301030

## Shares' Notes

Code	Note text
( )	- Adjusted dividends.
*	- Last adjusted closing price.
[1]	- Net dividends.
[2]	- The "Date of Last Coupon" for New listings refers to the date company's stocks started to trade in Athex
[3]	- The Company Market Value is referred to the number of outstanding shares
[4]	- Sectors codification can be found in Appendix A
[5]	- The Market Value refers to the total number of shares listed (including their several classes) in the exchange by the company.
[6]	- P/E greater than 100
[7]	- Last view of the Order Book before the end of the trading session
[8]	- All Blocks Methods' Transactions Value are included.
4750	- Transfer to the Under Surveillance Category from 8/4/2011.
4955	- Transfer to the Surveillance Category as from 5/4/2013.
4957	- Transfer to the Surveillance Category as from 5/4/2013.
4958	- Transfer to the Surveillance Category as from 5/4/2013.
4959	- Transfer to the Surveillance Category as from 5/4/2013.
5093	- Transfer to the Surveillance Category as of 8/4/2015.
5141	- Transfer to the Surveillance Category as of 10/05/2017.
5160	- Transfer to the Surveillance Category as of 15/04/2016.
5165	- Transfer to the Surveillance Category as of 15/02/2018.
5179	- Suspension of trading as of 25/05/2018.
5193	- Transfer to the Surveillance Category as of 25/10/2018.
5197	- Transfer to the Surveillance Category as of 07/11/2018.
5216	- Suspension of trading as of 01/10/2019.
5232	- Transfer to the Under Surveillance Category from 08/04/2011.
5233	- Suspension of trading as of 13/05/2020.
5248	- Transfer to the Surveillance Category as of 06/09/20116.
5253	- Transfer to the Surveillance Category as of 14/5/2021.
5275	- Transfer to the Surveillance Category as of 09/07/2020.
5277	- Suspension of trading as of 02/05/2023.
5278	- Suspension of trading as of 03/05/2023.

Securities Blocks Details

Securities	Block Volume	Price	Block Trade Value	Time of approval	Note
JUMBO SA (CR)	12,915	28.10	362,911.50	10:37:49	20
JUMBO SA (CR)	10,000	28.18	281,800.00	11:52:09	20
JUMBO SA (CR)	12,138	28.16	341,806.08	11:55:08	20
GR. SARANTIS S.A. (CR)	10,000	8.00	80,000.00	13:37:01	20
JUMBO SA (CR)	12,912	28.16	363,601.92	15:54:02	20
EUROBANK HOLDINGS (CR)	303,175	1.50	455,975.20	17:02:44	20
JUMBO SA (CR)	1,367,700	28.02	38,322,954.00	17:14:53	20
JUMBO SA (CR)	603,908	28.02	16,921,502.16	17:16:40	20

Blocks Notes

- 9 - Method 6-1 / Special Fees
- 10 - Method 6-1 / Special Fees, SDS
- 14 - Method 6-3 / Settlement, Incomplete Buy and Sell
- 18 - Method 6-2 / SPOT 1
- 19 - Method 6-2 / SPOT 2
- 20 - Method 6-1 and Method 6-1 Same Day Settlement
- 21 - Other Pre-agreed

**Shares Rights Details**

Occured date	Exercise from	Exercise until	Trading until	Rights	Price min	Price max	Closing price	Last Bid	Last Ask	Volume	Trades	Transactions Value
--------------	---------------	----------------	---------------	--------	-----------	-----------	---------------	----------	----------	--------	--------	--------------------

No Rights Transactions.

---

**Forced Sales Details**

---

Securities	Category of Security	Transactions Volume	Number of Trades	Transactions Value	Note
------------	----------------------	------------------------	---------------------	-----------------------	------

---

No Forced Transactions.

---

---

**Forced Sales Notes**

---

- 1 - Compulsory Public Forced Sales
- 2 - Forced Sales of Fixed Registered Shares
- 3 - Forced Sales of Remaining Fractional Shares



## Exchange Traded Funds (ETFs) Characteristics

	Transactions Date (T)	Creation / Redemption	Units (T-1)	New Units (T-1)	Redemption Units (T-1)	Units (T) [1]	Fund Assets [2]	Net Unit Price	Dividend per Unit	Dividend Date
ALPHA ETF FTSE Athex Large Cap	11/09/2023	5,000	924,675	---	---	924,675	28,297,360.00	30.6025	0.62	03/07/2023

## ETFs Notes

[1] - Units (T) = Units (T-1) + New Units (T-1) - Redemption Units (T-1)

[2] - The Creation / Redemption Units of T-1 are included.

## Non Convertible Corporate Bonds - Regulated Market

Num Listed Bonds	Nominal price	Issue price	Today's Rate	Exp. Date	Duration (years)	Note	Coupon		Trading Unit	Corporate Bonds	Accrued Int.	Yield.T.Mat	Price min	Price max	Closing price	Previous closing price/date	Volume	Transactions Value	Last order		ear min	Year max		
							Common	Preferred											Price	Buy / Sell			Date	
100,000	1,000.00	1,000.00	2.70	25/05/2026	5	---	5	---	1	COSTAMARE PARTICIPATIONS PLC (Non Convertible)	8.3250	5.0560	93.5100	93.7500	93.5600	93.8000	08/09/2023	16,000	15,102.80	93.5150	B	11/09/2023	92.1400	97.0000
320,000	1,000.00	1,000.00	3.40	21/07/2027	7	---	7	---	1	LAMDA DEVELOPMENT S.A. (Non Convertible)	5.1000	5.1360	92.0000	92.7990	92.5301	92.2720	08/09/2023	54,000	50,241.65	92.0001	B	11/09/2023	91.4001	95.5000
200,000	1,000.00	1,000.00	2.10	27/10/2027	7	---	6	---	1	O.P.A.P. S.A. (Non Convertible)	8.1083	3.8230	92.7000	93.0000	92.9391	91.8090	08/09/2023	46,000	43,124.95	92.0000	B	11/09/2023	91.3710	95.4000
200,000	1,000.00	1,000.00	1.90	23/03/2028	7	---	5	---	1	MOTOR OIL CORINTH REFINERIES SA (Non Convertible)	9.1833	3.9350	91.2200	91.3600	91.3500	91.3500	08/09/2023	37,000	34,138.08	91.3500	B	11/09/2023	87.5500	92.6000
100,000	1,000.00	1,000.00	2.95	11/02/2027	5	---	4	---	1	SAFE BULKERS PARTICIPATIONS PLC (Non Convertible)	2.7042	5.2900	92.1400	92.8500	92.4075	93.2120	08/09/2023	8,000	7,414.23	92.7000	B	11/09/2023	89.9269	97.9500
230,000	1,000.00	1,000.00	4.70	12/07/2029	7	---	3	---	1	LAMDA DEVELOPMENT S.A. (Non convertible)	8.2250	4.5830	99.3000	99.4000	99.3586	99.3900	08/09/2023	29,000	29,052.53	99.2500	B	11/09/2023	94.9889	101.0000
100,000	1,000.00	1,000.00	4.40	26/07/2029	7	---	3	---	1	CPLP SHIPPING HOLDINGS PLC (Non Convertible)	5.9889	4.5590	97.6558	98.6000	98.1805	98.5000	08/09/2023	21,000	20,743.67	98.0000	B	11/09/2023	97.2369	100.8000
200,000	1,000.00	1,000.00	3.60	12/03/2026	7	---	9	---	1	AEGEAN AIRLINES S.A. (Non Convertible)	---	4.0110	97.0000	97.7000	97.5353	97.7000	08/09/2023	51,000	49,748.11	97.0501	B	11/09/2023	95.6301	98.9000
500,000	1,000.00	1,000.00	2.75	03/07/2027	7	---	7	---	1	GEK TERNA S.A. (Non Convertible)	5.5000	4.6240	92.0000	92.5999	92.5085	92.5750	08/09/2023	58,000	53,973.96	92.0000	B	11/09/2023	86.8000	94.4535
120,000	1,000.00	1,000.00	3.95	04/04/2025	7	---	11	---	1	GEK TERNA S.A. (Non Convertible)	17.7750	3.9580	98.7000	98.7000	98.7000	98.7000	08/09/2023	16,000	16,076.40	97.9500	B	11/09/2023	97.5523	100.5000
175,000	1,000.00	1,000.00	3.40	26/07/2024	5	---	9	---	1	ATTICA HOLDINGS S.A. (Non Convertible)	4.6278	6.2170	96.0001	98.0000	96.8904	97.9900	08/09/2023	56,000	54,517.76	97.3001	B	11/09/2023	96.6179	99.4500
300,000	1,000.00	1,000.00	2.30	20/07/2028	7	---	5	---	1	PRODEA REIC S.A.(Non Convertible)	3.5139	5.4510	86.7000	87.0000	86.7000	86.3100	08/09/2023	93,000	81,018.29	86.6100	B	11/09/2023	82.0100	89.1000
150,000	1,000.00	1,000.00	2.65	22/10/2026	5	---	4	---	1	CPLP SHIPPING HOLDINGS PLC (Non Convertible)	10.4528	4.8510	93.1000	93.8900	93.2978	93.1020	08/09/2023	9,000	8,490.88	93.1100	B	11/09/2023	92.5500	96.0000
250,000	1,000.00	1,000.00	2.45	16/11/2028	7	---	4	---	1	ELVALHALCOR S.A. (Non Convertible)	8.1667	4.7930	88.2000	89.2499	89.2499	88.9710	08/09/2023	26,000	23,199.19	88.2414	B	11/09/2023	85.6375	92.0000
120,000	1,000.00	1,000.00	2.65	06/12/2028	7	---	4	---	1	NOVAL PROPERTY REIC (Non Convertible)	7.2875	5.0350	87.9000	88.9999	88.9999	87.8900	08/09/2023	29,000	25,782.94	87.9001	B	11/09/2023	84.3700	91.9500
300,000	1,000.00	1,000.00	2.30	14/12/2028	7	---	4	---	1	GEK TERNA S.A. (Non Convertible)	5.8139	5.0700	86.2010	87.5000	87.5000	87.8060	08/09/2023	18,000	15,742.68	87.0000	B	11/09/2023	82.1339	90.3500
100,000	1,000.00	1,000.00	2.80	25/01/2027	5	---	4	---	1	PREMIA S.A. (Non Convertible)	3.8889	4.8660	91.4094	93.2789	93.2789	93.3470	06/09/2023	11,000	10,152.36	90.1477	B	11/09/2023	87.6862	95.9899
500,000	1,000.00	1,000.00	4.00	10/07/2030	7	---	1	---	1	MYTILINEOS S.A. (Non Convertible)	7.2222	4.0450	99.6000	99.7199	99.6040	99.6000	08/09/2023	108,000	108,450.07	99.6000	B	11/09/2023	99.5000	100.0700
150,000	1,000.00	1,000.00	2.60	22/10/2026	7	---	8	---	1	TERNA ENERGY FINANCE S.A. (Non Convertible)	10.2556	4.2510	94.1700	94.2000	94.1875	93.1700	08/09/2023	20,000	19,042.61	93.1001	B	11/09/2023	92.5000	95.7400

## Corporate Bonds Notes

Transactions Volume = (Pieces) \* (Nominal Price). Transactions Value = (Pieces) \* (Nominal Price) \* (price %) + (Accrued interest).

The price of a Bond is stated as a percentage (%) of Bond's Nominal Price.

Nominal Price in Euros (€), except if it is noted differently.

## Government Bonds

Number Listed Bonds	Nominal price	Today's Rate	Accrued Interest Calc	Exp. Date [1]	Duration (years)	Note	Coupons Date	Curr. coupon value	Trading Unit	Government Bonds	Price min	Price max	Closing price	Previous closing price/date	Volume	Transactions Value	Price	Last order Buy / Sell	Date
4,500,000	1,000.00	1.88	Actual/Actual	04/02/2035	15	---	04/02	1.88	1	GGB-FXD-040235-15Y-1.875-1.000	---	---	---	---	---	---	---	---	---
1,805,793	1,000.00	3.45	Actual/Actual	02/04/2024	5	---	02/04	3.45	1	GGB-FXD-020424-05Y-3.450-1.000	---	---	---	---	---	---	---	---	---
6,000,000	1,000.00	0.75	Actual/Actual	18/06/2031	10	---	18/06	0.75	1	GGB-FXD-180631-10Y-0.750-1.000	---	---	---	---	---	---	---	---	---
2,750,000	1,000.00	3.88	Actual/Actual	15/06/2028	5	---	15/06	3.88	1	GGB-FXD-150628-05Y-3.875-1.000	---	---	---	---	---	---	---	---	---
5,962,747,327	1.00	3.75	Actual/Actual	30/01/2028	10	---	/02 - 01/02 - 31/	3.75	1	GGB-FXD-300128-10Y-3.750-1.000	---	---	---	85.4610 13/07/2018	---	---	1.0000	B	28/11/2018
7,067,309,386	1.00	3.90	Actual/Actual	30/01/2033	15	---	/02 - 01/02 - 31/	3.90	1	GGB-FXD-300133-15Y-3.900-1.000	---	---	---	78.6730 13/07/2018	---	---	1.0000	B	28/11/2018
5,622,848,349	1.00	4.00	Actual/Actual	30/01/2037	19	---	/02 - 01/02 - 31/	4.00	1	GGB-FXD-300137-19Y-4.000-1.000	---	---	---	77.0370 13/07/2018	---	---	1.0000	B	28/11/2018
5,476,770,669	1.00	4.20	Actual/Actual	30/01/2042	24	---	/02 - 01/02 - 31/	4.20	1	GGB-FXD-300142-24Y-4.200-1.000	---	---	---	77.7640 13/07/2018	---	---	1.0000	B	28/11/2018
48,794,718	1.00	4.30	Actual/Actual	24/02/2024	12	---	24/02	4.30	1	GGB-FXD-240224-12Y-2.000-1.000	---	---	---	10.0000 22/06/2015	---	---	---	---	---
40,248,141	1.00	4.30	Actual/Actual	24/02/2025	13	---	24/02	4.30	1	GGB-FXD-240225-13Y-2.000-1.000	---	---	---	10.0000 22/06/2015	---	---	---	---	---
59,586,043	1.00	4.30	Actual/Actual	24/02/2026	14	---	24/02	4.30	1	GGB-FXD-240226-14Y-2.000-1.000	---	---	---	10.0000 22/06/2015	---	---	---	---	---
41,118,344	1.00	4.30	Actual/Actual	24/02/2027	15	---	24/02	4.30	1	GGB-FXD-240227-15Y-2.000-1.000	---	---	---	10.0000 22/06/2015	---	---	---	---	---
45,137,734	1.00	4.30	Actual/Actual	24/02/2028	16	---	24/02	4.30	1	GGB-FXD-240228-16Y-2.000-1.000	---	---	---	10.0000 22/06/2015	---	---	---	---	---
61,768,888	1.00	4.30	Actual/Actual	24/02/2029	17	---	24/02	4.30	1	GGB-FXD-240229-17Y-2.000-1.000	---	---	---	10.0000 22/06/2015	---	---	---	---	---
54,567,744	1.00	4.30	Actual/Actual	24/02/2030	18	---	24/02	4.30	1	GGB-FXD-240230-18Y-2.000-1.000	---	---	---	10.0000 22/06/2015	---	---	---	---	---
37,541,515	1.00	4.30	Actual/Actual	24/02/2031	19	---	24/02	4.30	1	GGB-FXD-240231-19Y-2.000-1.000	---	---	---	10.0000 22/06/2015	---	---	---	---	---
37,558,317	1.00	4.30	Actual/Actual	24/02/2032	20	---	24/02	4.30	1	GGB-FXD-240232-20Y-2.000-1.000	---	---	---	10.0000 22/06/2015	---	---	---	---	---
37,473,732	1.00	4.30	Actual/Actual	24/02/2033	21	---	24/02	4.30	1	GGB-FXD-240233-21Y-2.000-1.000	---	---	---	10.0000 22/06/2015	---	---	---	---	---
33,888,293	1.00	4.30	Actual/Actual	24/02/2034	22	---	24/02	4.30	1	GGB-FXD-240234-22Y-2.000-1.000	---	---	---	10.0000 22/06/2015	---	---	---	---	---
35,177,800	1.00	4.30	Actual/Actual	24/02/2035	23	---	24/02	4.30	1	GGB-FXD-240235-23Y-2.000-1.000	---	---	---	10.0000 22/06/2015	---	---	---	---	---
35,547,268	1.00	4.30	Actual/Actual	24/02/2036	24	---	24/02	4.30	1	GGB-FXD-240236-24Y-2.000-1.000	---	---	---	10.0000 22/06/2015	---	---	---	---	---
40,246,306	1.00	4.30	Actual/Actual	24/02/2037	25	---	24/02	4.30	1	GGB-FXD-240237-25Y-2.000-1.000	---	---	---	10.0000 22/06/2015	---	---	---	---	---
37,643,952	1.00	4.30	Actual/Actual	24/02/2038	26	---	24/02	4.30	1	GGB-FXD-240238-26Y-2.000-1.000	---	---	---	10.0000 22/06/2015	---	---	---	---	---
36,977,100	1.00	4.30	Actual/Actual	24/02/2039	27	---	24/02	4.30	1	GGB-FXD-240239-27Y-2.000-1.000	---	---	---	10.0000 22/06/2015	---	---	---	---	---
41,615,000	1.00	4.30	Actual/Actual	24/02/2040	28	---	24/02	4.30	1	GGB-FXD-240240-28Y-2.000-1.000	---	---	---	10.0000 22/06/2015	---	---	---	---	---
42,227,208	1.00	4.30	Actual/Actual	24/02/2041	29	---	24/02	4.30	1	GGB-FXD-240241-29Y-2.000-1.000	---	---	---	10.0000 22/06/2015	---	---	---	---	---
68,288,487	1.00	4.30	Actual/Actual	24/02/2042	30	---	24/02	4.30	1	GGB-FXD-240242-30Y-2.000-1.000	---	---	---	10.0000 22/06/2015	---	---	---	---	---
4,000,000	1,000.00	3.88	Actual/Actual	12/03/2029	10	---	12/03	3.88	1	GGB-FXD-120329-10Y-3.875-1.000	---	---	---	---	---	---	100.0000	B	15/10/2019
4,500,000	1,000.00	0.00	Actual/Actual	12/02/2026	5	---	12/02	0.00	1	GGB-FXD-120226-05Y-0.000-1.000	---	---	---	---	---	---	---	---	---
2,209,163	1,000.00	3.38	Actual/Actual	15/02/2025	7	---	15/02	3.38	1	GGB-FXD-150225-07Y-3.375-1.000	---	---	---	---	---	---	---	---	---
964,000	1,000.00	3.25	Actual/Actual	20/03/2025	6	---	20/03	3.25	1	GGB-FXD-200325-06Y-3.250-1.000	---	---	---	---	---	---	---	---	---
2,100,000	1,000.00	3.55	Actual/Actual	20/03/2026	7	---	20/03	3.55	1	GGB-FXD-200326-07Y-3.550-1.000	---	---	---	---	---	---	---	---	---
40,000	1,000.00	2.18	FLR Actual/360	16/09/2023	1	---	16/03 - 16/09	---	1	GGB-FLT-160923-01Y-2.178-1.000	---	---	---	---	---	---	---	---	---
5,500,000	1,000.00	1.50	Actual/Actual	18/06/2030	10	---	18/06	1.50	1	GGB-FXD-180630-10Y-1.500-1.000	---	---	---	---	---	---	---	---	---
3,500,000	1,000.00	4.38	Actual/Actual	18/07/2038	15	---	18/07	4.38	1	GGB-FXD-180738-15Y-4.375-1.000	---	---	---	---	---	---	---	---	---

## Government Bonds Notes

Transactions Volume = (Pieces) \* (Nominal Price). Transactions Value = (Pieces) \* (Nominal Price) \* (price %) + (Accrued interest).

The Value of current coupon for the issues with NV 0.01 euro refers to NV 100 euros

FLR: Floating Interest Rate.

[1] - The Expiration Date of the interest bearing period and the Date for coupon payment.

## Government Bonds

Number Listed Bonds	Nominal price	Today's Rate	Accrued Interest Calc	Exp. Date [1]	Duration (years)	Note	Coupons Date	Curr. coupon value	Trading Unit	Government Bonds	Price min	Price max	Closing price	Previous closing price/date	Volume	Transactions Value	Price	Last order Buy / Sell	Date
5,364,250	1,000.00	3.25	Actual/Actual	20/03/2050	30	---	20/03	3.25	1	GGB-FXD-200350-30Y-3.250-1.000	---	---	---	---	---	---	---	---	---
3,924,361	1,000.00	2.00	Actual/Actual	22/04/2027	7	---	22/04	2.00	1	GGB-FXD-220427-07Y-2.000-1.000	---	---	---	---	---	---	99.9000	B	22/04/2020
2,500,000	1,000.00	1.88	Actual/Actual	23/07/2026	7	---	23/07	1.88	1	GGB-FXD-230726-07Y-1.875-1.000	---	---	---	---	---	---	---	---	---
4,050,000	1,000.00	4.25	Actual/Actual	15/06/2033	10	---	15/06	4.25	1	GGB-FXD-150633-10Y-4.250-1.000	---	---	---	---	---	---	---	---	---
3,500,000	1,000.00	1.88	Actual/Actual	24/01/2052	30	---	24/01	1.88	1	GGB-FXD-240152-30Y-1.875-1.000	---	---	---	---	---	---	---	---	---
3,700,000	1,000.00	1.75	Actual/Actual	18/06/2032	10	---	18/06	1.75	1	GGB-FXD-180632-10Y-1.750-1.000	---	---	---	---	---	---	---	---	---
2,200,000	1,000.00	1.13	FLR Actual/360	15/12/2027	5	---	- 15/12 - 15/03 -	---	1	GGB-FLT-151227-05Y-1.130-1.000	---	---	---	---	---	---	102.1600	B	30/12/2022

## Government Bonds Notes

Transactions Volume = (Pieces) \* (Nominal Price). Transactions Value = (Pieces) \* (Nominal Price) \* (price %) + (Accrued interest).

The Value of current coupon for the issues with NV 0.01 euro refers to NV 100 euros

FLR: Floating Interest Rate.

[1] - The Expiration Date of the interest bearing period and the Date for coupon payment.

Treasury Bills & Zero Coupon Government Bonds

Issue Date	13-Week Maturity									26-Week Maturity							52-Week Maturity										
	Exp. Date	Initial Rate	Num Listed Bonds	Nominal price	Issue price	Last Trade Price	Last Trade Date	Volume Traded	Note	Exp. Date	Initial Rate	Num Listed Bonds	Nominal price	Issue price	Last Trade Price	Last Trade Date	Volume Traded	Note	Exp. Date	Initial Rate	Num Listed Bonds	Nominal price	Issue price	Last Trade Price	Last Trade Date	Volume Traded	Note
09/12/2022	---	---	---	---	---	---	---	---	---	---	---	---	---	---	---	---	---	---	08/12/2023	2.73	600,000	1,000.00	973.10	---	---	---	---
10/03/2023	---	---	---	---	---	---	---	---	---	---	---	---	---	---	---	---	---	---	08/03/2024	3.75	1,000,000	1,000.00	963.46	---	---	---	---
09/06/2023	---	---	---	---	---	---	---	---	---	---	---	---	---	---	---	---	---	---	07/06/2024	3.84	1,600,000	1,000.00	962.60	---	---	---	---

Bonds in Circulation	Currency / Min nominal traded Value	Coupons Payment Date	Current Coupon Value	Note	Coupon	Trading Unit	Issue Date	Duration (years)	Today's Interest	A.I.C in days	Bonds	Last price of previous days		Last Outcry in Cash (euro)		Trades in Pieces	Life min	Life Max	
												Price	Buy / Sell	Price	Buy / Sell				
<b>Corporate Bonds in Foreign Currency and Euro</b>																			
103,746	GBP / 10	01/12	0.25	---	64	1	01/12/1930	98	2.5	360	National Mortgage Bank	2.27	05/02/1996	2.27	S	05/02/1996	---	2.27	2.27
0	GBP / 10	01/12	0.25	---	66	1	01/12/1928	100	2.5	360	National Mortgage Bank	---	---	---	---	---	---	---	---

## Government Bonds Notes

A.I.C: Accrued Interest Calculation base.

FLR: Floating Interest Rate.

The minimum tradeable Nominal Value for all Demeterialised Government Titles is 100 Euros.

(μτφρ-0)

## Athex &amp; ATHEXClear Members List

Member Name				Stock Market			Derivatives Market		ATHEXClear Member	
	Address	Phone	Fax	Market Member	Remote Member	Market Maker	Proprietary	Market Maker	General Clearing	Direct Clearing
A. SARRIS SECURITIES S.A.				a						
6, ΔΡΑΓΑΤΣΑΝΙΟΥ 6 ΑΘΗΝΑ	2103367700									
AEONIC SECURITIES C.I.F. P.L.C.				a						
, ΛΑΪΟΥ 6, ΓΡ. 301B, ANNA COURT	35725337600									
ALPHA BANK S.A.									a	
, ΣΤΑΔΙΟΥ 40 ΑΘΗΝΑ	2103260000									
ALPHA FINANCE INVESTMENT SERVICES SINGLE MEMBER SA				a		a	a	a		a
5, ΠΑΝΕΠΙΣΤΗΜΙΟΥ 45 ΑΘΗΝΑ	2103677400									
ARGUS STOCKBROKERS LTD				a	a		a			
25, 25 ΛΕΩΦΟΡΟΣ ΔΗΜΟΣΘΕΝΗ ΣΕΒΕΡΗ	0035722717000									
ATLANTIC SECURITIES LTD				a	a					
37, ΠΡΟΔΡΟΜΟΥ 37	0035722445400									
AXON SECURITIES S.A.				a			a			
48, ΣΤΑΔΙΟΥ 48 ΑΘΗΝΑ	2103363800									
BETA SECURITIES S.A.				a		a	a			a
29, Α.ΑΛΕΞΑΝΔΡΑΣ 29 ΑΘΗΝΑ	2106478930									
BNP PARIBAS S.A.									a	
, ΛΑΜΨΑΚΟΥ 2 ΑΘΗΝΑ	2107468525									
BOFA SECURITIES EUROPE SA				a	a					
, 112 AVENUE KL?BER 75116	+33 153655555									
CAPITAL SECURITIES S.A.				a			a			
58, ΜΗΤΡΟΠΟΛΕΩΣ 58 ΑΘΗΝΑ	2103369700									
CITIGROUP GLOBAL MARKETS EUROPE AG				a	a					
16, REUTERWEG 16	+49 691366-0									
CITIGROUP GLOBAL MARKETS LIMITED				a						
1, 33 CANADA SQUARE -CANARY WHARF	+44 02079864000									
CREDIT SUISSE BANK (EUROPE), S.A.				a	a					
, CALLE AYALA 42, 3A PLANTA-B MADRID	+34917916000									
CREDIT SUISSE SECURITIES (EUROPE) LIMITED				a						
1, ONE CABOT SQUARE LONDON	+44 2078888888									
CYCLOS SECURITIES S.A.				a			a			
39, ΧΑΡΙΛΑΟΥ ΤΡΙΚΟΥΠΗ 6-8-10 ΑΘΗΝΑ	2103364300									
DEUTSCHE BANK S.A.					a					
1, GREAT WINCHESTER STREET LONDON	+44 20 754 54209	00441133361437								
EUROBANK EQUITIES INVESTMENT FIRM SINGLE MEMBER SA				a		a	a	a		a
, ΦΙΛΕΛΛΗΝΩΝ 10 & ΞΕΝΟΦΩΝΤΟΣ 13 ΑΘΗΝΑ	2103720425									
EUROBANK S.A.									a	
, ΟΘΩΝΟΣ 8 ΑΘΗΝΑ	2144043907									
EUROCORP INVESTMENT SERVICES S.A.				a			a			a
14, ΠΛ.ΦΙΛΙΚΗΣ ΕΤΑΙΡΕΙΑΣ 14 ΑΘΗΝΑ	2107263600									
EUOTRUST INVESTMENT FIRM SA				a						
113, ΣΕΒΑΣΤΟΥΠΟΛΕΩΣ 113 ΑΘΗΝΑ	2103363100									
EUROXX SECURITIES S.A.				a		a	a	a		a
7, ΠΑΛΑΙΟΛΟΓΟΥ ΧΑΛΑΝΔΡΙ	(210)-6879400	(210)-6879401								
7, ΠΑΛΕΟΛΟΓΟΥ ΧΑΛΑΝΔΡΙ	+30 2106879400	210-6879401								
FREEDOM FINANCE EUROPE LTD				a	a					
, ΧΡΙΣΤΑΚΗ ΚΡΑΝΟΥ 20	035725257786									
G. A. PERVANAS SECURITIES- INVESTMENT SERVICES S.A.				a						
7-9, ΣΟΦΟΚΛΕΟΥΣ 7-9 ΑΘΗΝΑ	2103727200									
GLOBAL CAPITAL SECURITIES & FINANCIAL SERVICES LTD				a	a					
50, ΛΑΡΧΙΕΠΙΣΚΟΠΟΥ ΜΑΚΑΡΙΟΥ Γ50	0035722710710									
GREENPOST TRADING EUROPE LTD				a	a	a				
, ΚΙΜΩΝΟΣ 3, ACROPOLIS MANSIONS, 2ND FLOOR, FLAT/OFFICE 202	035722521389									
HELLENIC AMERICAN SECURITIES S.A.				a		a	a			a
27, ΑΝΔΡΕΑ ΠΑΠΑΝΔΡΕΟΥ 27 ΜΑΡΟΥΣΙ	2103311100									
HELLENIC BANK (INVESTMENTS) LTD					a					
, ΑVE.ΚΥΡΙΑΚΟΥ ΜΑΤΣΙ 31 - ΡΟ ΒΟΧ 24747 NICOSIA	+357 22500100	357 22500110								
HSBC CONTINENTAL EUROPE									a	
109-111, Α.ΜΕΣΟΓΕΙΩΝ 109-111	2106960000									
INDEX SECURITIES S.A.				a						
6, ΔΡΑΓΑΤΣΑΝΙΟΥ 6 ΑΘΗΝΑ	2103213920									

## Athex &amp; ATHEXClear Members List

Member Name				Stock Market			Derivatives Market		ATHEXClear Member	
	Address	Phone	Fax	Market Member	Remote Member	Market Maker	Proprietary	Market Maker	General Clearing	Direct Clearing
J. CHR. MAVRIKIS SECURITIES S.A.				a						
5, ΣΟΦΟΚΛΕΟΥΣ 5 ATHINA	2103216730									
KAPPA SECURITIES S.A.				a			a			
15, ΒΑΛΑΩΡΙΤΟΥ 15 ATHINA	2103678600									
KARAMANOF SECURITIES & INVESTMENT SERVICES S.A.				a						
2, ΠΛΑΤ.ΘΕΟΔΩΡΩΝ 2 ATHINA	2103212947									
LAIKI FINANCIAL SERVICES LTD					a					
26, AVE. VYRONOS NICOSIA	357 22367367	357 22718567								
LEON DEPOLAS SECURITIES S.A.				a		a	a			
1, ΧΡΗΣΤΟΥ ΛΑΔΑ 1 ATHINA	2103213276 -28									
MEGA EQUITY SECURITIES & FINANCIAL SERVICES PUBLIC LTD				a	a		a			
42-44, ΛΕΩΦ.ΓΡΙΒΑ ΔΙΓΕΝΗ 42-44	0035722711711									
MERIT SECURITIES S.A				a		a	a			a
5, ΣΟΦΟΚΛΕΟΥΣ 5 ATHINA	2103671880									
MERRILL LYNCH INTERNATIONAL				a						
2, 2 KING EDWARD STREET LONDON	+44 20276281000									
N. CHRYSOCHOIDIS SECURITIES S.A.				a			a			a
7-9, ΣΟΦΟΚΛΕΟΥΣ 7-9 ATHINA	2103213913									
NATIONAL BANK OF GREECE S.A.				a		a	a		a	
86, ΑΙΟΛΟΥ STR. ATHINA	(210)-3341000	(210)-3228187								
68, ΑΚΑΔΙΜΙΑΣ STR. ATHINA	(210)-3328817	(210)-3328678								
NATIONAL SECURITIES SINGLE MEMBER SA				a		a	a	a		
66, ΛΕΩΦΟΡΟΣ ΑΘΗΝΩΝ 128-132 & ΦΙΓΕΝΙΑΣ ATHINA	2103328784									
NUNTIUS BROKERAGE AND INVESTMENT SERVICES S.A				a						
6, ΔΡΑΓΑΤΣΑΝΙΟΥ 6 ATHINA	2103350599									
ONE PLUS CAPITAL LIMITED				a	a					
, 75 PRODROMOU AVENUE NICOSIA 1307	35722873760									
OPTIMA BANK S.A.				a		a	a	a	a	
32, ΑΙΓΙΛΕΙΑΣ 32 & ΠΑΡΑΔΕΙΣΟΥ MAROUSI	2108173663									
PANCRETA BANK S.A									a	
, ΙΚΑΡΟΥ 5	2810338746									
PANTELAKIS SECURITIES S.A.				a		a	a	a		
57, ΕΘΝΙΚΗΣ ΑΝΤΙΣΤΑΣΕΩΣ 57, ΚΤΙΡΙΟ Β CHALANDRI	2106965000									
PIRAEUS BANK S.A.				a			a		a	
, ΑΜΕΡΙΚΗΣ 4 ATHINA	2103335000									
PIRAEUS SECURITIES S. A.				a		a	a	a		a
10, ΣΤΑΔΙΟΥ 10 ATHINA	2103354100									
PROCHOICE SECURITIES LTD				a	a					
57, ΛΕΩΦ.ΣΠΥΡΟΥ ΚΥΠΡΙΑΝΟΥ 57, ΑΚΙΝΗΤΑ Φ	035724661192									
SHARELINK SECURITIES & FINANCIAL SERVICES LTD				a			a			
6, HOUSE-ΘΕΟΤΟΚΗ 6 ΜΕΓΑΡΟ ΕΛΛΗΝΑ	+357 22554200									
SOCIETE GENERALE S.A.				a	a		a			
, 17 COURS VALMY, CEDEX	+157290504									
SOLIDUS SECURITIES S.A				a			a			a
64, ΛΟΥΙΖΗΣ ΠΙΑΝΚΟΥΡ 64 ATHINA	2106900600									
ST. EM. LAVRENTAKIS SECURITIES S.A.				a			a			
7-9, ΣΟΦΟΚΛΕΟΥΣ 7-9 ATHINA	2103213336									
THE CYPRUS INVESTMENT & SECURITIES CORPORATION LTD				a	a					
154, ΑΓΙΟΥ ΠΡΟΚΟΠΙΟΥ & ΠΟΣΕΙΔΩΝΟΣ 1	0035722121700									
UBS EUROPE SE				a	a					
, OPERNTURM, BOCKENHEIMER LANDSTRASSE 2-4	496921790									
UBS LIMITED					a					
1, FINSBURY AVENUE LONDON	+44 2075687135									



List of Stocks under Market Making operations

Securities	Market Maker	Start Market Making	Stock Category
MLS MULTIMEDIA SA (CR)			Suspension Status
	PIRAEUS SECURITIES S. A.	01/08/2019	
ALPHA ETF FTSE Athex Large Cap			Exchange Traded Funds (ETFs)
	ALPHA FINANCE INVESTMENT SERVICES SINGLE MEMBER SA	02/01/1900	
	NATIONAL SECURITIES SINGLE MEMBER SA	02/01/1900	
ADMIE (IPTO) HOLDING S.A. (CR)			Main Market
	EUROBANK EQUITIES INVESTMENT FIRM SINGLE MEMBER SA	24/05/2021	
	HELLENIC AMERICAN SECURITIES S.A.	09/03/2020	
	PIRAEUS SECURITIES S. A.	29/06/2017	
AEGEAN AIRLINES (CR)			Main Market
	EUROBANK EQUITIES INVESTMENT FIRM SINGLE MEMBER SA	22/09/2020	
ALPHA SERVICES HOLD (CR)			Main Market
	ALPHA FINANCE INVESTMENT SERVICES SINGLE MEMBER SA	29/02/2016	
	EUROBANK EQUITIES INVESTMENT FIRM SINGLE MEMBER SA	22/10/2006	
	GREENPOST TRADING EUROPE LTD	12/06/2023	
	HELLENIC AMERICAN SECURITIES S.A.	25/07/2014	
	LEON DEPOLAS SECURITIES S.A.	04/01/2016	
	MERIT SECURITIES S.A	03/09/2012	
	NATIONAL SECURITIES SINGLE MEMBER SA	02/01/1900	
	PIRAEUS SECURITIES S. A.	28/05/2009	
ALPHA TRUST (CR)			Main Market
	EUROBANK EQUITIES INVESTMENT FIRM SINGLE MEMBER SA	06/02/2023	
	LEON DEPOLAS SECURITIES S.A.	04/01/2021	
ALUMIL (CR)			Main Market
	PIRAEUS SECURITIES S. A.	31/07/2023	
ANDROMEDA SA (CR)			Main Market
	BETA SECURITIES S.A.	15/02/2021	
	OPTIMA BANK S.A.	03/04/2023	
ATTICA BANK S.A. (CR)			Main Market
	EUROXX SECURITIES S.A.	22/01/2016	
	PIRAEUS SECURITIES S. A.	20/09/2017	
AUSTRIACARD (CB)			Main Market
	BETA SECURITIES S.A.	23/03/2023	
	EUROBANK EQUITIES INVESTMENT FIRM SINGLE MEMBER SA	15/05/2023	
AUTOHELLAS SA (CR)			Main Market
	ALPHA FINANCE INVESTMENT SERVICES SINGLE MEMBER SA	01/07/2019	
	EUROXX SECURITIES S.A.	02/07/2018	
AVAX S.A. (CR)			Main Market
	EUROBANK EQUITIES INVESTMENT FIRM SINGLE MEMBER SA	14/12/2015	
	OPTIMA BANK S.A.	04/09/2023	
	PIRAEUS SECURITIES S. A.	01/02/2021	
AVE (CR)			Main Market
	EUROXX SECURITIES S.A.	05/06/2020	
BRIQ PROPERTIES (CR)			Main Market
	EUROBANK EQUITIES INVESTMENT FIRM SINGLE MEMBER SA	09/09/2019	
	LEON DEPOLAS SECURITIES S.A.	22/02/2021	
CC HBC AG (CR)			Main Market
	BETA SECURITIES S.A.	08/03/2021	
	NATIONAL SECURITIES SINGLE MEMBER SA	02/01/1900	
	PIRAEUS SECURITIES S. A.	04/05/2015	
CENERGY HOLDINGS (CB)			Main Market
	ALPHA FINANCE INVESTMENT SERVICES SINGLE MEMBER SA	02/01/2016	
	EUROBANK EQUITIES INVESTMENT FIRM SINGLE MEMBER SA	02/01/2016	
	OPTIMA BANK S.A.	14/03/2022	
	PANTELAKIS SECURITIES S.A.	27/12/2022	
CNL CAPITAL (CR)			Main Market
	MERIT SECURITIES S.A	01/10/2018	
DIMAND (CR)			Main Market
	ALPHA FINANCE INVESTMENT SERVICES SINGLE MEMBER SA	08/08/2022	
	EUROBANK EQUITIES INVESTMENT FIRM SINGLE MEMBER SA	08/08/2022	
	PANTELAKIS SECURITIES S.A.	15/05/2023	
EKTER SA (CR)			Main Market
	BETA SECURITIES S.A.	26/09/2022	
	EUROBANK EQUITIES INVESTMENT FIRM SINGLE MEMBER SA	16/10/2017	
	LEON DEPOLAS SECURITIES S.A.	21/05/2018	
ELASTRON (CR)			Main Market
	LEON DEPOLAS SECURITIES S.A.	20/02/2017	

## List of Stocks under Market Making operations

Securities	Market Maker	Start Market Making	Stock Category
<b>ELLAKTOR (CR)</b>			Main Market
	ALPHA FINANCE INVESTMENT SERVICES SINGLE MEMBER SA	18/03/2019	
	EUROBANK EQUITIES INVESTMENT FIRM SINGLE MEMBER SA	01/06/2012	
	EUROXX SECURITIES S.A.	24/09/2018	
	NATIONAL SECURITIES SINGLE MEMBER SA	02/01/1900	
	PIRAEUS SECURITIES S. A.	22/10/2018	
<b>ELTON SA (CR)</b>			Main Market
	EUROBANK EQUITIES INVESTMENT FIRM SINGLE MEMBER SA	28/11/2022	
	OPTIMA BANK S.A.	30/01/2023	
<b>ELVALHALCOR (CR)</b>			Main Market
	ALPHA FINANCE INVESTMENT SERVICES SINGLE MEMBER SA	07/05/2018	
	BETA SECURITIES S.A.	09/01/2023	
	EUROBANK EQUITIES INVESTMENT FIRM SINGLE MEMBER SA	07/05/2018	
<b>ENTERSOFT (CR)</b>			Main Market
	ALPHA FINANCE INVESTMENT SERVICES SINGLE MEMBER SA	23/03/2023	
	EUROBANK EQUITIES INVESTMENT FIRM SINGLE MEMBER SA	22/06/2020	
<b>EUROBANK HOLDINGS (CR)</b>			Main Market
	ALPHA FINANCE INVESTMENT SERVICES SINGLE MEMBER SA	09/01/2006	
	EUROBANK EQUITIES INVESTMENT FIRM SINGLE MEMBER SA	01/06/2012	
	GREENPOST TRADING EUROPE LTD	12/06/2023	
	HELLENIC AMERICAN SECURITIES S.A.	25/07/2014	
	LEON DEPOLAS SECURITIES S.A.	30/11/2018	
	MERIT SECURITIES S.A.	06/11/2017	
	NATIONAL SECURITIES SINGLE MEMBER SA	02/01/1900	
	PIRAEUS SECURITIES S. A.	28/09/2009	
<b>EUROCONSULTANTS S.A. (CR)</b>			Main Market
	OPTIMA BANK S.A.	01/02/2023	
<b>EYDAP S.A. (CR)</b>			Main Market
	ALPHA FINANCE INVESTMENT SERVICES SINGLE MEMBER SA	27/01/2020	
	EUROBANK EQUITIES INVESTMENT FIRM SINGLE MEMBER SA	10/06/2019	
<b>FOURLIS (CR)</b>			Main Market
	EUROBANK EQUITIES INVESTMENT FIRM SINGLE MEMBER SA	01/12/2016	
	PIRAEUS SECURITIES S. A.	06/03/2017	
<b>GEK TERNA (CR)</b>			Main Market
	BETA SECURITIES S.A.	08/03/2021	
	EUROBANK EQUITIES INVESTMENT FIRM SINGLE MEMBER SA	24/05/2021	
	PIRAEUS SECURITIES S. A.	29/08/2019	
<b>GR. SARANTIS S.A. (CR)</b>			Main Market
	BETA SECURITIES S.A.	14/05/2012	
	EUROBANK EQUITIES INVESTMENT FIRM SINGLE MEMBER SA	24/10/2016	
<b>HELLENIC EXCHANGES-A.S.E. (CR)</b>			Main Market
	HELLENIC AMERICAN SECURITIES S.A.	01/09/2014	
	NATIONAL SECURITIES SINGLE MEMBER SA	02/01/1900	
	PIRAEUS SECURITIES S. A.	04/05/2015	
<b>HELLENIQ ENERGY (CR)</b>			Main Market
	HELLENIC AMERICAN SECURITIES S.A.	14/09/2015	
	PIRAEUS SECURITIES S. A.	20/03/2017	
<b>IDEAL HOLDINGS (CR)</b>			Main Market
	EUROBANK EQUITIES INVESTMENT FIRM SINGLE MEMBER SA	07/06/2021	
	PIRAEUS SECURITIES S. A.	07/06/2021	
<b>INTERCONTINENTAL (CR)</b>			Main Market
	LEON DEPOLAS SECURITIES S.A.	03/06/2019	
<b>INTERLIFE G.C.I.(CR)</b>			Main Market
	BETA SECURITIES S.A.	24/10/2022	
<b>INTERWOOD-XYLEMPORIA (CR)</b>			Main Market
	EUROBANK EQUITIES INVESTMENT FIRM SINGLE MEMBER SA	05/07/2021	
	PANTELAKIS SECURITIES S.A.	01/07/2021	
<b>INTRAKAT (CR)</b>			Main Market
	BETA SECURITIES S.A.	04/10/2021	
	PANTELAKIS SECURITIES S.A.	10/10/2022	
<b>JUMBO SA (CR)</b>			Main Market
	BETA SECURITIES S.A.	01/02/2021	
	EUROBANK EQUITIES INVESTMENT FIRM SINGLE MEMBER SA	25/05/2020	
	GREENPOST TRADING EUROPE LTD	12/06/2023	
	MERIT SECURITIES S.A.	06/11/2017	
	PIRAEUS SECURITIES S. A.	06/03/2017	

## List of Stocks under Market Making operations

Securities	Stock Category
Market Maker	Start Market Making
<b>KLOUKINAS - LAPPAS SA (CR)</b>	Main Market
OPTIMA BANK S.A.	02/01/2023
<b>KRI-KRI S.A. (CR)</b>	Main Market
EUROBANK EQUITIES INVESTMENT FIRM SINGLE MEMBER SA	07/05/2018
LEON DEPOLAS SECURITIES S.A.	16/01/2017
<b>LAMDA DEVELOPMENT SA (CR)</b>	Main Market
EUROBANK EQUITIES INVESTMENT FIRM SINGLE MEMBER SA	08/12/2014
PANTELAKIS SECURITIES S.A.	06/11/2017
PIRAEUS SECURITIES S. A.	29/06/2017
<b>LAMPASA HOTEL SA (CR)</b>	Main Market
LEON DEPOLAS SECURITIES S.A.	16/01/2017
<b>MIG (CR)</b>	Main Market
PIRAEUS SECURITIES S. A.	02/02/2009
<b>MOTODYNAMICS S.A. (CR)</b>	Main Market
OPTIMA BANK S.A.	25/08/2023
<b>MOTOR OIL (CR)</b>	Main Market
BETA SECURITIES S.A.	08/03/2021
EUROBANK EQUITIES INVESTMENT FIRM SINGLE MEMBER SA	22/10/2006
GREENPOST TRADING EUROPE LTD	12/06/2023
LEON DEPOLAS SECURITIES S.A.	01/04/2019
MERIT SECURITIES S.A	25/02/2019
NATIONAL SECURITIES SINGLE MEMBER SA	02/01/1900
PIRAEUS SECURITIES S. A.	04/05/2015
<b>MPLE KEDROS (CR)</b>	Main Market
MERIT SECURITIES S.A	30/09/2022
<b>MYTILINEOS (CR)</b>	Main Market
ALPHA FINANCE INVESTMENT SERVICES SINGLE MEMBER SA	15/04/2019
BETA SECURITIES S.A.	11/04/2022
EUROBANK EQUITIES INVESTMENT FIRM SINGLE MEMBER SA	20/09/2017
GREENPOST TRADING EUROPE LTD	12/06/2023
MERIT SECURITIES S.A	25/02/2019
NATIONAL SECURITIES SINGLE MEMBER SA	02/01/1900
PIRAEUS SECURITIES S. A.	04/05/2015
<b>NATIONAL BANK (CR)</b>	Main Market
ALPHA FINANCE INVESTMENT SERVICES SINGLE MEMBER SA	09/01/2006
EUROBANK EQUITIES INVESTMENT FIRM SINGLE MEMBER SA	22/10/2006
GREENPOST TRADING EUROPE LTD	12/06/2023
HELLENIC AMERICAN SECURITIES S.A.	25/07/2014
LEON DEPOLAS SECURITIES S.A.	20/05/2015
MERIT SECURITIES S.A	03/09/2012
NATIONAL SECURITIES SINGLE MEMBER SA	02/01/1900
PIRAEUS SECURITIES S. A.	08/09/2008
<b>OPAP (CR)</b>	Main Market
ALPHA FINANCE INVESTMENT SERVICES SINGLE MEMBER SA	09/01/2006
BETA SECURITIES S.A.	11/04/2022
EUROBANK EQUITIES INVESTMENT FIRM SINGLE MEMBER SA	22/10/2006
GREENPOST TRADING EUROPE LTD	12/06/2023
HELLENIC AMERICAN SECURITIES S.A.	25/07/2014
MERIT SECURITIES S.A	20/03/2017
NATIONAL SECURITIES SINGLE MEMBER SA	02/01/1900
PIRAEUS SECURITIES S. A.	04/05/2015
<b>OTE (CR)</b>	Main Market
ALPHA FINANCE INVESTMENT SERVICES SINGLE MEMBER SA	09/01/2006
BETA SECURITIES S.A.	11/04/2022
EUROBANK EQUITIES INVESTMENT FIRM SINGLE MEMBER SA	22/10/2006
GREENPOST TRADING EUROPE LTD	12/06/2023
HELLENIC AMERICAN SECURITIES S.A.	25/07/2014
LEON DEPOLAS SECURITIES S.A.	20/04/2015
MERIT SECURITIES S.A	20/03/2017
NATIONAL SECURITIES SINGLE MEMBER SA	02/01/1900
PIRAEUS SECURITIES S. A.	08/09/2008
<b>P.P.A. S.A. (CR)</b>	Main Market
EUROBANK EQUITIES INVESTMENT FIRM SINGLE MEMBER SA	06/02/2019
<b>PAPOUTSANIS (CR)</b>	Main Market
ALPHA FINANCE INVESTMENT SERVICES SINGLE MEMBER SA	19/11/2018
BETA SECURITIES S.A.	25/11/2013

## List of Stocks under Market Making operations

Securities	Stock Category
Market Maker	Start Market Making
<b>PETROPOULOS PETROS (CR)</b>	<b>Main Market</b>
EUROBANK EQUITIES INVESTMENT FIRM SINGLE MEMBER SA	01/04/2019
PANTELAKIS SECURITIES S.A.	16/03/2020
<b>PIRAEUS FINANCIAL HOLD (CR)</b>	<b>Main Market</b>
ALPHA FINANCE INVESTMENT SERVICES SINGLE MEMBER SA	15/04/2019
EUROBANK EQUITIES INVESTMENT FIRM SINGLE MEMBER SA	22/10/2006
EUROXX SECURITIES S.A.	15/02/2016
GREENPOST TRADING EUROPE LTD	12/06/2023
HELLENIC AMERICAN SECURITIES S.A.	25/07/2014
LEON DEPOLAS SECURITIES S.A.	30/11/2018
MERIT SECURITIES S.A.	16/09/2013
NATIONAL SECURITIES SINGLE MEMBER SA	02/01/1900
PIRAEUS SECURITIES S. A.	16/02/2009
<b>PPC (CR)</b>	<b>Main Market</b>
ALPHA FINANCE INVESTMENT SERVICES SINGLE MEMBER SA	09/01/2006
BETA SECURITIES S.A.	01/02/2021
EUROBANK EQUITIES INVESTMENT FIRM SINGLE MEMBER SA	22/10/2006
GREENPOST TRADING EUROPE LTD	12/06/2023
HELLENIC AMERICAN SECURITIES S.A.	01/09/2014
MERIT SECURITIES S.A.	06/11/2017
NATIONAL SECURITIES SINGLE MEMBER SA	02/01/1900
PIRAEUS SECURITIES S. A.	28/09/2009
<b>PREMIA (CR)</b>	<b>Main Market</b>
BETA SECURITIES S.A.	01/06/2021
LEON DEPOLAS SECURITIES S.A.	05/12/2022
PANTELAKIS SECURITIES S.A.	23/12/2021
<b>PROFILE SA (CR)</b>	<b>Main Market</b>
OPTIMA BANK S.A.	03/04/2023
PANTELAKIS SECURITIES S.A.	01/07/2019
<b>QUALITY &amp; RELIABILITY SA (CR)</b>	<b>Main Market</b>
OPTIMA BANK S.A.	03/01/2023
<b>QUEST HOLDINGS (CR)</b>	<b>Main Market</b>
BETA SECURITIES S.A.	26/03/2018
EUROBANK EQUITIES INVESTMENT FIRM SINGLE MEMBER SA	28/01/2019
<b>REVOIL (CR)</b>	<b>Main Market</b>
BETA SECURITIES S.A.	26/06/2023
<b>SIDMA STEEL (CR)</b>	<b>Main Market</b>
OPTIMA BANK S.A.	25/05/2023
<b>SPACE HELLAS SA (CR)</b>	<b>Main Market</b>
MERIT SECURITIES S.A.	09/12/2022
<b>TECHNICAL OLYMPIC SA (CR)</b>	<b>Main Market</b>
OPTIMA BANK S.A.	05/07/2023
<b>TERNA ENERGY (CR)</b>	<b>Main Market</b>
EUROBANK EQUITIES INVESTMENT FIRM SINGLE MEMBER SA	24/05/2021
PIRAEUS SECURITIES S. A.	09/12/2019
<b>THRACE PLASTICS SA (CR)</b>	<b>Main Market</b>
ALPHA FINANCE INVESTMENT SERVICES SINGLE MEMBER SA	26/03/2018
EUROBANK EQUITIES INVESTMENT FIRM SINGLE MEMBER SA	26/03/2018
<b>TITAN CEMENT (CB)</b>	<b>Main Market</b>
BETA SECURITIES S.A.	01/02/2021
EUROBANK EQUITIES INVESTMENT FIRM SINGLE MEMBER SA	06/11/2019
PIRAEUS SECURITIES S. A.	18/01/2021
<b>TZIRAKIAN PROFIL (CR)</b>	<b>Main Market</b>
LEON DEPOLAS SECURITIES S.A.	19/07/2021
<b>VIOHALCO SA/NV (CB)</b>	<b>Main Market</b>
ALPHA FINANCE INVESTMENT SERVICES SINGLE MEMBER SA	11/03/2008
EUROBANK EQUITIES INVESTMENT FIRM SINGLE MEMBER SA	04/03/2014
MERIT SECURITIES S.A.	17/03/2014

Underlying Asset				Derivatives Market													
Price max	Price min	Closing price	change	Delivery Month	Open price	Price max	Price min	Last price	Closing price	Last Bid	Last Ask	Fixing price*	Life high	Life low	Trades	Volume	Open Interest
<b>FTSE/Athex Large Cap</b>				(Trade Unit: 1 Index Point x 2€, Cash Settlement)													
3,119.18	3,013.15	3,026.30	-0.88%	September 2023	3,060.00	3,100.00	3,018.00	3,025.00	3,025.00	---	---	---	3,293.25	---	192	868	2,547
				October 2023	3,089.00	3,139.75	3,015.00	3,024.25	3,024.25	---	---	---	3,239.25	---	176	1,090	623
				November 2023	3,092.50	3,094.00	3,083.25	3,083.25	3,083.25	---	---	---	3,094.00	---	6	86	62
				December 2023	---	---	---	---	3,069.75	---	---	---	---	---	---	---	---
				March 2024	---	---	---	---	3,085.25	---	---	---	---	---	---	---	---
				June 2024	---	---	---	---	3,102.00	---	---	---	---	---	---	---	---
<b>FTSE/Athex Banks</b>				(Trade Unit: 1 Index Point x 15€, Cash Settlement)													
1,026.05	954.67	965.30	-2.78%	September 2023	1,007.50	1,007.50	971.75	972.00	972.00	---	---	---	1,134.75	---	4	28	2,048
				December 2023	1,024.75	1,024.75	1,010.75	1,010.75	1,010.75	---	---	---	1,024.75	---	2	40	---
				March 2024	---	---	---	---	1,003.25	---	---	---	---	---	---	---	---
				June 2024	---	---	---	---	1,008.75	---	---	---	---	---	---	---	---
<b>MSCI GREECE REBASED</b>				(Trade Unit: 1 Index Point x 2€, Cash Settlement)													
4,969.60	4,768.58	4,797.08	-1.24%	September 2023	---	---	---	---	4,876.00	---	---	---	5,192.25	---	---	---	182
				October 2023	---	---	---	---	4,877.00	---	---	---	5,169.00	---	---	---	1
				November 2023	---	---	---	---	4,876.00	---	---	---	---	---	---	---	---
				December 2023	---	---	---	---	5,033.75	---	---	---	5,012.25	---	---	---	20
				January 2024	---	---	---	---	4,893.00	---	---	---	---	---	---	---	---
				February 2024	---	---	---	---	4,900.50	---	---	---	---	---	---	---	---
				March 2024	---	---	---	---	4,908.00	---	---	---	---	---	---	---	---
				June 2024	---	---	---	---	4,934.50	---	---	---	---	---	---	---	---

Derivatives notes

Fixing prices and final open positions can be retrieved from the following path <http://www.helex.gr/el/web/guest/statistics-end-of-day-derivatives>

Underlying Asset				Derivatives Market													
Price max	Price min	Closing price	change	Delivery Month	Open price	Price max	Price min	Last price	Closing price	Last Bid	Last Ask	Fixing price*	Life high	Life low	Trades	Volume	Open Interest
<b>ADMIE (IPTO) HOLDING S.A. (CR)</b>				(Contract Size: 100 Securities, Physical Delivery)													
2.275	2.155	2.155	-3.15%	September 2023	2.24	2.24	2.15	2.15	2.15	---	---	---	2.49	---	44	2,015	13,142
				December 2023	2.23	2.23	2.14	2.14	2.14	---	---	---	2.42	---	32	1,907	5,944
				March 2024	---	---	---	---	2.25	---	---	---	---	---	---	---	---
				June 2024	---	---	---	---	2.26	---	---	---	---	---	---	---	---
<b>AEGEAN AIRLINES (CR)</b>				(Contract Size: 100 Securities, Physical Delivery)													
12.92	12.4	12.5	-0.95%	September 2023	12.80	12.80	12.45	12.47	12.47	---	---	---	13.90	---	142	758	6,234
				December 2023	12.99	13.04	12.68	12.68	12.68	---	---	---	13.64	---	70	794	671
				March 2024	---	---	---	---	12.75	---	---	---	---	---	---	---	---
				June 2024	---	---	---	---	12.82	---	---	---	---	---	---	---	---
<b>ALPHA SERVICES HOLD (CR)</b>				(Contract Size: 100 Securities, Physical Delivery)													
1.459	1.354	1.3605	-2.61%	September 2023	1.45	1.48	1.35	1.37	1.37	---	---	---	1.72	---	458	17,785	191,664
				December 2023	1.46	1.52	1.37	1.37	1.37	---	---	---	1.65	---	538	17,526	23,940
				March 2024	---	---	---	---	1.41	---	---	---	---	---	---	---	---
				June 2024	---	---	---	---	1.42	---	---	---	---	---	---	---	---
<b>AUTOHELLAS SA (CR)</b>				(Contract Size: 100 Securities, Physical Delivery)													
13.9	13.5	13.8	-0.29%	September 2023	13.50	13.50	13.50	13.50	13.50	---	---	---	14.56	---	2	2	114
				December 2023	13.58	13.58	13.58	13.58	13.58	---	---	---	14.10	---	2	10	8
				March 2024	---	---	---	---	13.99	---	---	---	---	---	---	---	---
				June 2024	---	---	---	---	14.06	---	---	---	---	---	---	---	---
<b>AVAX S.A. (CR)</b>				(Contract Size: 100 Securities, Physical Delivery)													
1.39	1.31	1.312	-2.09%	September 2023	1.31	1.33	1.29	1.33	1.33	---	---	---	1.80	---	10	76	1,324
				December 2023	1.31	1.37	1.31	1.34	1.34	---	---	---	1.49	---	7	85	14
				March 2024	---	---	---	---	1.35	---	---	---	---	---	---	---	---
				June 2024	---	---	---	---	1.36	---	---	---	---	---	---	---	---
<b>CC HBC AG (CR)</b>				(Contract Size: 100 Securities, Physical Delivery)													
26.62	26.23	26.27	1.27%	September 2023	26.35	26.39	26.19	26.19	26.19	---	---	---	28.81	---	11	42	557
				December 2023	26.48	26.59	26.39	26.39	26.39	---	---	---	26.59	---	13	47	48
				March 2024	---	---	---	---	26.21	---	---	---	---	---	---	---	---
				June 2024	---	---	---	---	26.35	---	---	---	---	---	---	---	---
<b>CENERGY HOLDINGS (CB)</b>				(Contract Size: 100 Securities, Physical Delivery)													
7.19	7	7.03	0.14%	September 2023	7.13	7.14	7.02	7.02	7.02	---	---	---	7.43	---	32	443	5,681
				December 2023	7.22	7.22	7.12	7.22	7.22	---	---	---	7.22	---	16	362	220
				March 2024	---	---	---	---	7.09	---	---	---	---	---	---	---	---
				June 2024	---	---	---	---	7.13	---	---	---	---	---	---	---	---

Derivatives notes

Fixing prices and final open positions can be retrieved from the following path <http://www.helex.gr/el/web/guest/statistics-end-of-day-derivatives>

Underlying Asset				Derivatives Market													
Price max	Price min	Closing price	change	Delivery Month	Open price	Price max	Price min	Last price	Closing price	Last Bid	Last Ask	Fixing price*	Life high	Life low	Trades	Volume	Open Interest
<b>ELLAKTOR (CR)</b>				(Contract Size: 100 Securities, Physical Delivery)													
2.23	2.13	2.165	-1.14%	September 2023	2.14	2.17	2.14	2.15	2.15	---	---	---	2.73	---	9	23	584
				December 2023	2.17	2.17	2.17	2.17	2.17	---	---	---	2.31	---	1	5	10
				March 2024	---	---	---	---	2.21	---	---	---	---	---	---	---	---
				June 2024	---	---	---	---	2.22	---	---	---	---	---	---	---	---
<b>ELVALHALCOR (CR)</b>				(Contract Size: 100 Securities, Physical Delivery)													
2.1	1.996	1.996	-2.87%	September 2023	2.06	2.06	1.98	1.98	1.98	---	---	---	2.45	---	16	891	2,028
				December 2023	2.09	2.09	2.03	2.03	2.03	---	---	---	2.09	---	10	877	125
				March 2024	---	---	---	---	2.08	---	---	---	---	---	---	---	---
				June 2024	---	---	---	---	2.09	---	---	---	---	---	---	---	---
<b>EUROBANK HOLDINGS (CR)</b>				(Contract Size: 100 Securities, Physical Delivery)													
1.536	1.4195	1.47	-1.61%	September 2023	1.53	1.54	1.42	1.46	1.46	---	---	---	1.68	---	94	4,195	48,302
				December 2023	1.54	1.54	1.42	1.46	1.46	---	---	---	1.56	---	85	4,229	593
				March 2024	---	---	---	---	1.51	---	---	---	---	---	---	---	---
				June 2024	---	---	---	---	1.52	---	---	---	---	---	---	---	---
<b>EYDAP S.A. (CR)</b>				(Contract Size: 100 Securities, Physical Delivery)													
6.48	6.36	6.41	-0.16%	September 2023	6.40	6.40	6.40	6.40	6.40	---	---	---	7.18	---	17	679	1,874
				December 2023	6.52	6.52	6.45	6.49	6.49	---	---	---	6.52	---	31	703	206
				March 2024	---	---	---	---	6.49	---	---	---	---	---	---	---	---
				June 2024	---	---	---	---	6.52	---	---	---	---	---	---	---	---
<b>FOURLIS (CR)</b>				(Contract Size: 100 Securities, Physical Delivery)													
4.48	4.36	4.41	1.96%	September 2023	4.39	4.43	4.32	4.32	4.32	---	---	---	5.07	---	14	75	693
				December 2023	4.41	4.50	4.37	4.50	4.50	---	---	---	4.50	---	18	77	42
				March 2024	---	---	---	---	4.37	---	---	---	---	---	---	---	---
				June 2024	---	---	---	---	4.39	---	---	---	---	---	---	---	---
<b>GEK TERNA (CR)</b>				(Contract Size: 102 Securities, Physical Delivery)													
12.9	12.54	12.6	0.80%	September 2023	13.00	13.00	12.59	12.59	12.59	---	---	---	13.80	12.18	36	2,130	6,705
				December 2023	12.71	13.00	12.71	12.78	12.78	---	---	---	13.71	---	33	2,100	295
				March 2024	---	---	---	---	12.63	---	---	---	---	---	---	---	---
				June 2024	---	---	---	---	12.70	---	---	---	---	---	---	---	---
<b>HELLENIC EXCHANGES-A.S.E. (CR)</b>				(Contract Size: 100 Securities, Physical Delivery)													
5.03	4.81	4.81	-0.93%	September 2023	5.02	5.03	4.82	4.84	4.84	---	---	---	6.20	---	103	873	7,183
				December 2023	5.03	5.04	4.91	4.91	4.91	---	---	---	5.13	---	15	543	439
				March 2024	---	---	---	---	4.91	---	---	---	---	---	---	---	---
				June 2024	---	---	---	---	4.93	---	---	---	---	---	---	---	---

Derivatives notes

Fixing prices and final open positions can be retrieved from the following path <http://www.helex.gr/el/web/guest/statistics-end-of-day-derivatives>

Underlying Asset				Derivatives Market													
Price max	Price min	Closing price	change	Delivery Month	Open price	Price max	Price min	Last price	Closing price	Last Bid	Last Ask	Fixing price*	Life high	Life low	Trades	Volume	Open Interest
(Contract Size: 100 Securities, Physical Delivery)																	
7.82	7.51	7.51	-1.96%	September 2023	7.83	7.83	7.60	7.60	7.60	---	---	---	8.49	---	26	403	1,167
				December 2023	7.80	7.83	7.57	7.57	7.57	---	---	---	7.93	---	31	425	368
				March 2024	---	---	---	---	7.74	---	---	---	---	---	---	---	---
				June 2024	---	---	---	---	7.78	---	---	---	---	---	---	---	---
(Contract Size: 106 Securities, Physical Delivery)																	
2.21	2.1	2.13	0.00%	September 2023	2.18	2.20	2.10	2.10	2.10	---	---	---	2.46	---	119	561	4,920
				December 2023	2.25	2.26	2.15	2.15	2.15	---	---	---	2.34	---	85	387	1,154
				March 2024	---	---	---	---	2.15	---	---	---	---	---	---	---	---
				June 2024	---	---	---	---	2.16	---	---	---	---	---	---	---	---
(Contract Size: 100 Securities, Physical Delivery)																	
3.12	3	3	-1.32%	September 2023	3.07	3.07	3.00	3.00	3.00	---	---	---	3.36	---	40	1,163	5,592
				December 2023	3.08	3.09	3.00	3.00	3.00	---	---	---	3.14	---	35	1,046	520
				March 2024	---	---	---	---	3.07	---	---	---	---	---	---	---	---
				June 2024	---	---	---	---	3.09	---	---	---	---	---	---	---	---
(Contract Size: 100 Securities, Physical Delivery)																	
28.32	27.7	28.02	1.15%	September 2023	28.00	28.22	27.95	28.00	28.00	---	---	---	29.00	---	20	39	226
				December 2023	28.07	28.13	27.91	27.96	27.96	---	---	---	28.13	---	14	29	23
				March 2024	---	---	---	---	27.99	---	---	---	---	---	---	---	---
				June 2024	---	---	---	---	28.14	---	---	---	---	---	---	---	---
(Contract Size: 100 Securities, Physical Delivery)																	
6.45	6.2	6.27	-1.88%	September 2023	6.41	6.42	6.23	6.24	6.24	---	---	---	7.54	---	29	942	5,180
				December 2023	6.44	6.52	6.38	6.38	6.38	---	---	---	6.77	---	29	926	214
				March 2024	---	---	---	---	6.46	---	---	---	---	---	---	---	---
				June 2024	---	---	---	---	6.49	---	---	---	---	---	---	---	---
(Contract Size: 100 Securities, Physical Delivery)																	
4.085	3.87	3.87	-0.77%	September 2023	---	---	---	---	3.77	---	---	---	5.10	---	---	---	62
				December 2023	---	---	---	---	3.79	---	---	---	3.99	---	---	---	18
				March 2024	---	---	---	---	3.94	---	---	---	---	---	---	---	---
				June 2024	---	---	---	---	3.96	---	---	---	---	---	---	---	---
(Contract Size: 100 Securities, Physical Delivery)																	
23.74	23.06	23.36	-0.26%	September 2023	23.22	23.60	23.03	23.21	23.21	---	---	---	24.55	---	27	147	1,133
				December 2023	23.15	23.53	23.15	23.21	23.21	---	---	---	23.74	---	6	77	81
				March 2024	---	---	---	---	23.67	---	---	---	---	---	---	---	---
				June 2024	---	---	---	---	23.79	---	---	---	---	---	---	---	---

Derivatives notes

Fixing prices and final open positions can be retrieved from the following path <http://www.helex.gr/el/web/guest/statistics-end-of-day-derivatives>



Underlying Asset				Derivatives Market													
Price max	Price min	Closing price	change	Delivery Month	Open price	Price max	Price min	Last price	Closing price	Last Bid	Last Ask	Fixing price*	Life high	Life low	Trades	Volume	Open Interest
<b>MYTILINEOS (CR)</b>				(Contract Size: 100 Securities, Physical Delivery)													
36.06	34.46	34.54	-1.76%	September 2023	36.20	36.20	34.48	34.52	34.52	---	---	---	38.42	---	97	529	4,104
				December 2023	36.65	36.65	35.00	35.12	35.12	---	---	---	37.22	---	125	623	468
				March 2024	---	---	---	---	35.53	---	---	---	---	---	---	---	---
				June 2024	---	---	---	---	35.72	---	---	---	---	---	---	---	---
<b>NATIONAL BANK (CR)</b>				(Contract Size: 100 Securities, Physical Delivery)													
6.17	5.7	5.752	-3.16%	September 2023	6.19	6.19	5.72	5.76	5.76	---	---	---	6.57	---	255	2,900	17,770
				December 2023	6.18	6.18	5.76	5.80	5.80	---	---	---	6.43	---	291	4,800	893
				March 2024	---	---	---	---	6.00	---	---	---	---	---	---	---	---
				June 2024	---	---	---	---	6.03	---	---	---	---	---	---	---	---
<b>OPAP (CR)</b>				(Contract Size: 103 Securities, Physical Delivery)													
16.67	16.37	16.51	1.23%	September 2023	16.50	16.63	16.43	16.51	16.51	---	---	---	16.69	15.10	40	240	2,390
				December 2023	15.78	15.85	15.54	15.80	15.80	---	---	---	16.20	---	30	200	573
				March 2024	---	---	---	---	16.48	---	---	---	---	---	---	---	---
				June 2024	---	---	---	---	16.57	---	---	---	---	---	---	---	---
<b>OTE (CR)</b>				(Contract Size: 100 Securities, Physical Delivery)													
13.82	13.52	13.65	0.44%	September 2023	13.72	13.72	13.52	13.64	13.64	---	---	---	15.55	---	153	1,346	10,110
				December 2023	13.98	13.98	13.65	13.69	13.69	---	---	---	13.99	---	38	1,065	651
				March 2024	---	---	---	---	13.73	---	---	---	---	---	---	---	---
				June 2024	---	---	---	---	13.81	---	---	---	---	---	---	---	---
<b>P.P.A. S.A. (CR)</b>				(Contract Size: 100 Securities, Physical Delivery)													
22.05	21.75	21.9	-1.13%	September 2023	21.45	21.92	21.45	21.92	21.92	---	---	---	22.48	---	3	11	183
				December 2023	21.75	21.75	21.75	21.75	21.75	---	---	---	22.04	---	2	10	111
				March 2024	---	---	---	---	22.38	---	---	---	---	---	---	---	---
				June 2024	---	---	---	---	22.50	---	---	---	---	---	---	---	---
<b>PIRAEUS FINANCIAL HOLD (CR)</b>				(Contract Size: 100 Securities, Physical Delivery)													
3.19	2.944	2.962	-4.45%	September 2023	3.19	3.22	2.94	2.96	2.96	---	---	---	3.62	---	263	8,247	70,753
				December 2023	3.22	3.25	2.98	3.00	3.00	---	---	---	3.36	---	345	8,502	4,555
				March 2024	---	---	---	---	3.13	---	---	---	---	---	---	---	---
				June 2024	---	---	---	---	3.15	---	---	---	---	---	---	---	---
<b>PPC (CR)</b>				(Contract Size: 100 Securities, Physical Delivery)													
9.89	9.38	9.5	-1.30%	September 2023	9.89	9.90	9.31	9.46	9.46	---	---	---	11.33	---	290	3,761	27,001
				December 2023	9.95	9.95	9.53	9.63	9.63	---	---	---	10.69	---	177	2,880	1,419
				March 2024	---	---	---	---	9.73	---	---	---	---	---	---	---	---
				June 2024	---	---	---	---	9.78	---	---	---	---	---	---	---	---

Derivatives notes

Fixing prices and final open positions can be retrieved from the following path <http://www.helex.gr/el/web/guest/statistics-end-of-day-derivatives>

Underlying Asset				Derivatives Market													
Price max	Price min	Closing price	change	Delivery Month	Open price	Price max	Price min	Last price	Closing price	Last Bid	Last Ask	Fixing price*	Life high	Life low	Trades	Volume	Open Interest
<b>QUEST HOLDINGS (CR)</b>				(Contract Size: 100 Securities, Physical Delivery)													
6.22	6.04	6.06	-2.26%	September 2023	6.22	6.22	6.22	6.22	6.22	---	---	---	6.77	---	1	4	195
				December 2023	6.25	6.25	6.22	6.22	6.22	---	---	---	6.25	---	2	10	12
				March 2024	---	---	---	---	6.27	---	---	---	---	---	---	---	---
				June 2024	---	---	---	---	6.30	---	---	---	---	---	---	---	---
<b>TERNA ENERGY (CR)</b>				(Contract Size: 100 Securities, Physical Delivery)													
16.55	16.05	16.15	-0.92%	September 2023	16.79	16.79	16.00	16.11	16.11	---	---	---	21.16	---	120	2,331	14,983
				December 2023	16.80	16.80	16.31	16.31	16.31	---	---	---	17.23	---	166	2,610	1,832
				March 2024	---	---	---	---	16.47	---	---	---	---	---	---	---	---
				June 2024	---	---	---	---	16.56	---	---	---	---	---	---	---	---
<b>TITAN CEMENT (CB)</b>				(Contract Size: 100 Securities, Physical Delivery)													
17.92	17.6	17.8	-0.22%	September 2023	18.00	18.00	17.69	17.75	17.75	---	---	---	19.51	---	6	16	625
				December 2023	17.86	18.00	17.86	18.00	18.00	---	---	---	18.01	---	3	15	8
				March 2024	---	---	---	---	18.03	---	---	---	---	---	---	---	---
				June 2024	---	---	---	---	18.12	---	---	---	---	---	---	---	---
<b>VIOHALCO SA/NV (CB)</b>				(Contract Size: 100 Securities, Physical Delivery)													
6.66	6.45	6.52	1.09%	September 2023	6.74	6.74	6.47	6.48	6.48	---	---	---	7.16	---	49	232	4,892
				December 2023	6.60	6.64	6.53	6.54	6.54	---	---	---	6.66	---	25	179	112
				March 2024	---	---	---	---	6.52	---	---	---	---	---	---	---	---
				June 2024	---	---	---	---	6.55	---	---	---	---	---	---	---	---

Derivatives notes

Fixing prices and final open positions can be retrieved from the following path <http://www.helex.gr/el/web/guest/statistics-end-of-day-derivatives>

FTSE/Athex Large Cap

(Trade Unit: 1 Index Point x 2€ - Exercise Style: European, Cash Settlement)

Call Options															Put Options																			
September 2023								October 2023							Other Months		September 2023								October 2023							Other Months		Exercise Price
Open price	Price max	Price min	Last price	Closing price	Volume	Open Interest	Open price	Price max	Price min	Last price	Closing price	Volume	Open Interest	Volume	Open Interest	Open price	Price max	Price min	Last price	Closing price	Volume	Open Interest	Open price	Price max	Price min	Last price	Closing price	Volume	Open Interest	Volume	Open Interest			
1,775	0.00	0.00	0.00	-	1,281.00	-	-	-	-	-	-	-	-	-	-	0.00	0.00	0.00	-	0.02	-	-	-	-	-	-	-	-	-	-	-	1,775		
1,800	0.00	0.00	0.00	-	1,256.00	-	-	-	-	-	-	-	-	-	-	0.00	0.00	0.00	-	0.03	-	-	-	-	-	-	-	-	-	-	-	1,800		
1,825	0.00	0.00	0.00	-	1,231.00	-	-	-	-	-	-	-	-	-	-	0.00	0.00	0.00	-	0.05	-	-	-	-	-	-	-	-	-	-	-	1,825		
1,850	0.00	0.00	0.00	-	1,206.00	-	-	-	-	-	-	-	-	-	-	0.00	0.00	0.00	-	0.07	-	-	-	-	-	-	-	-	-	-	-	1,850		
1,875	0.00	0.00	0.00	-	1,181.00	-	-	-	-	-	-	-	-	-	-	0.00	0.00	0.00	-	0.01	-	-	-	-	-	-	-	-	-	-	-	1,875		
1,900	0.00	0.00	0.00	-	1,156.00	-	-	-	-	-	-	-	-	-	-	0.00	0.00	0.00	-	0.01	-	-	-	-	-	-	-	-	-	-	-	1,900		
1,925	0.00	0.00	0.00	-	1,131.00	-	-	-	-	-	-	-	-	-	-	0.00	0.00	0.00	-	0.01	-	-	-	-	-	-	-	-	-	-	-	1,925		
1,950	0.00	0.00	0.00	-	1,106.00	-	-	-	-	-	-	-	-	-	-	0.00	0.00	0.00	-	0.02	-	-	-	-	-	-	-	-	-	-	-	1,950		
1,975	0.00	0.00	0.00	-	1,081.00	-	-	-	-	-	-	-	-	-	-	0.00	0.00	0.00	-	0.01	-	-	-	-	-	-	-	-	-	-	-	1,975		
2,000	0.00	0.00	0.00	-	1,056.00	-	-	-	-	-	-	-	-	-	-	0.00	0.00	0.00	-	0.01	-	-	-	-	-	-	-	-	-	-	-	2,000		
2,050	0.00	0.00	0.00	-	1,006.00	-	-	-	-	-	-	-	-	-	-	0.00	0.00	0.00	-	0.01	-	-	-	-	-	-	-	-	-	-	-	2,050		
2,100	0.00	0.00	0.00	-	956.00	-	-	-	-	-	-	-	-	-	-	0.00	0.00	0.00	-	0.01	-	-	-	-	-	-	-	-	-	-	-	2,100		
2,150	0.00	0.00	0.00	-	906.00	-	-	-	-	-	-	-	-	-	-	0.00	0.00	0.00	-	0.01	-	-	-	-	-	-	-	-	-	-	-	2,150		
2,200	0.00	0.00	0.00	-	856.00	-	-	-	-	-	-	-	-	-	-	0.00	0.00	0.00	-	0.01	-	-	-	-	-	-	-	-	-	-	-	2,200		
2,250	0.00	0.00	0.00	-	806.00	-	-	-	-	-	-	-	-	-	-	0.00	0.00	0.00	-	0.01	-	-	-	-	-	-	-	-	-	-	-	2,250		
2,300	0.00	0.00	0.00	-	756.00	-	-	-	-	-	-	-	-	-	-	0.00	0.00	0.00	-	0.01	-	-	-	-	-	-	-	-	-	-	-	2,300		
2,350	0.00	0.00	0.00	-	706.00	-	-	-	-	-	-	-	-	-	-	0.00	0.00	0.00	-	0.01	-	-	-	-	-	-	-	-	-	-	-	2,350		
2,400	0.00	0.00	0.00	-	656.00	-	-	-	-	-	-	-	-	-	-	0.00	0.00	0.00	-	0.02	-	-	-	-	-	-	-	-	-	-	-	2,400		
2,450	0.00	0.00	0.00	-	606.00	-	-	-	-	-	-	-	-	-	-	0.00	0.00	0.00	-	0.01	-	-	-	-	-	-	-	-	-	-	-	2,450		
2,500	0.00	0.00	0.00	-	556.00	-	-	-	-	-	-	-	-	-	-	0.00	0.00	0.00	-	0.01	-	-	-	-	-	-	-	-	-	-	-	2,500		
2,550	0.00	0.00	0.00	-	506.00	-	-	-	-	-	-	-	-	-	-	0.00	0.00	0.00	-	0.01	-	-	-	-	-	-	-	-	-	-	-	2,550		
2,600	0.00	0.00	0.00	-	456.00	-	-	-	-	-	-	-	-	-	-	0.00	0.00	0.00	-	0.01	-	-	-	-	-	-	-	-	-	-	-	2,600		
2,650	0.00	0.00	0.00	-	406.00	-	-	-	-	-	-	-	-	-	-	0.00	0.00	0.00	-	0.01	-	-	-	-	-	-	-	-	-	-	-	2,650		
2,700	0.00	0.00	0.00	-	356.00	-	-	-	-	-	-	-	-	-	-	0.00	0.00	0.00	-	0.01	-	-	-	-	-	-	-	-	-	-	-	2,700		
2,750	0.00	0.00	0.00	-	306.00	-	-	0.00	0.00	0.00	-	319.00	-	-	-	0.00	0.00	0.00	-	0.01	-	-	0.00	0.00	0.00	-	7.50	-	-	-	2,750			
2,800	0.00	0.00	0.00	-	256.00	-	-	0.00	0.00	0.00	-	275.00	-	-	-	0.00	0.00	0.00	-	0.08	-	-	0.00	0.00	0.00	-	12.50	-	-	-	2,800			
2,850	0.00	0.00	0.00	-	206.00	-	-	0.00	0.00	0.00	-	232.00	-	-	-	0.00	0.00	0.00	-	0.45	-	50	0.00	0.00	0.00	-	20.00	-	-	-	2,850			
2,900	0.00	0.00	0.00	-	158.00	-	-	0.00	0.00	0.00	-	193.00	-	-	-	0.00	0.00	0.00	-	1.90	-	20	0.00	0.00	0.00	-	30.75	-	-	-	2,900			
2,950	0.00	0.00	0.00	-	112.00	-	-	0.00	0.00	0.00	-	157.00	-	-	-	0.00	0.00	0.00	-	6.30	-	70	0.00	0.00	0.00	-	44.75	-	-	-	2,950			
3,000	0.00	0.00	0.00	-	72.50	-	55	0.00	0.00	0.00	-	126.00	-	20	-	4.00	0.00	4.00	22.00	22.00	55	57	0.00	0.00	0.00	-	63.00	-	5	-	3,000			
3,050	49.25	49.25	18.00	18.75	18.75	15	63	90.00	90.00	90.00	90.00	90.00	1	120	-	14.00	49.25	13.00	46.50	46.50	34	100	0.00	0.00	0.00	-	85.50	-	35	-	3,050			
3,100	17.50	18.25	17.50	18.25	18.25	22	60	70.00	70.00	59.00	59.00	59.00	2	100	-	0.00	18.25	0.00	-	65.00	-	83	0.00	0.00	0.00	-	112.00	-	21	-	3,100			
3,150	8.50	8.50	8.00	8.00	8.00	25	107	50.00	50.00	50.00	50.00	50.00	1	120	-	0.00	8.50	0.00	-	103.00	-	50	125.00	125.00	125.00	125.00	125.00	20	61	-	3,150			
3,200	0.00	0.00	0.00	-	3.20	-	43	30.00	30.00	30.00	30.00	30.00	2	46	-	159.00	0.00	159.00	159.00	159.00	1	81	0.00	0.00	0.00	-	178.00	-	40	-	3,200			
3,250	0.00	0.00	0.00	-	0.98	-	129	0.00	0.00	0.00	-	29.00	-	21	-	0.00	0.00	0.00	-	195.00	-	40	0.00	0.00	0.00	-	216.00	-	220	-	3,250			
3,300	0.00	0.00	0.00	-	0.25	-	-	0.00	0.00	0.00	-	20.25	-	20	-	0.00	0.00	0.00	-	244.00	-	22	0.00	0.00	0.00	-	257.00	-	40	-	3,300			

FTSE/Athex Large Cap

(Trade Unit: 1 Index Point x 2€ - Exercise Style: European, Cash Settlement)

Call Options															Put Options																		
Exercise Price	September 2023							October 2023							Other Months		September 2023					October 2023					Other Months		Exercise Price				
	Open price	Price max	Price min	Last price	Closing price	Volume	Open Interest	Open price	Price max	Price min	Last price	Closing price	Volume	Open Interest	Volume	Open Interest	Open price	Price max	Price min	Last price	Closing price	Volume	Open Interest	Open price	Price max	Price min	Last price	Closing price		Volume	Open Interest	Volume	Open Interest
3,350	0.00	0.00	0.00	-	0.05	-	-	0.00	0.00	0.00	-	13.75	-	-			0.00	0.00	0.00	-	294.00	-	-	0.00	0.00	0.00	-	300.00	-	-			3,350
3,400	0.00	0.00	0.00	-	0.01	-	-	0.00	0.00	0.00	-	9.10	-	-			0.00	0.00	0.00	-	344.00	-	-	0.00	0.00	0.00	-	346.00	-	-			3,400
3,450	0.00	0.00	0.00	-	0.02	-	-	0.00	0.00	0.00	-	5.90	-	-			0.00	0.00	0.00	-	394.00	-	-	0.00	0.00	0.00	-	392.00	-	-			3,450
3,500	0.00	0.00	0.00	-	0.01	-	-	0.00	0.00	0.00	-	3.80	-	-			0.00	0.00	0.00	-	444.00	-	-	0.00	0.00	0.00	-	440.00	-	-			3,500
Totals:						62	457							6	447	0	0						90	573						20	422	0	0
Number of Trades:						17							6	0						22						1	0						

ALPHA SERVICES HOLD (CR)

(Contract Size: 100 Securities, Exercise Style: American, Physical Delivery)

Call Options														Put Options																		
September 2023							October 2023							Other Months		September 2023							October 2023							Other Months		Exercise Price
Open price	Price max	Price min	Last price	Closing price	Volume	Open Interest	Open price	Price max	Price min	Last price	Closing price	Volume	Open Interest	Volume	Open Interest	Open price	Price max	Price min	Last price	Closing price	Volume	Open Interest	Open price	Price max	Price min	Last price	Closing price	Volume	Open Interest	Volume	Open Interest	
0.550	0.000	0.000	0.000	0.850	-	-										0.000	0.000	0.000	0.002	-	-											0.006
0.600	0.000	0.000	0.000	0.800	-	-										0.000	0.000	0.000	0.001	-	-											0.006
0.650	0.000	0.000	0.000	0.750	-	-										0.000	0.000	0.000	0.001	-	-											0.007
0.700	0.000	0.000	0.000	0.700	-	-										0.000	0.000	0.000	0.001	-	-											0.007
0.750	0.000	0.000	0.000	0.650	-	-										0.000	0.000	0.000	0.002	-	-											0.008
0.800	0.000	0.000	0.000	0.600	-	-										0.000	0.000	0.000	0.001	-	-											0.008
0.850	0.000	0.000	0.000	0.550	-	-										0.000	0.000	0.000	0.001	-	-											0.009
0.900	0.000	0.000	0.000	0.500	-	-										0.000	0.000	0.000	0.002	-	-											0.009
0.950	0.000	0.000	0.000	0.450	-	-	0.000	0.000	0.000	0.452	-	-				0.000	0.000	0.000	0.004	-	-	0.000	0.000	0.000	0.002	-	-					0.010
1.000	0.000	0.000	0.000	0.400	-	-	0.000	0.000	0.000	0.403	-	-				0.000	0.000	0.000	0.001	-	-	0.000	0.000	0.000	0.001	-	-					0.010
1.100	0.000	0.000	0.000	0.301	-	-	0.000	0.000	0.000	0.304	-	-				0.000	0.000	0.000	0.001	-	-	0.000	0.000	0.000	0.002	-	-					0.011
1.200	0.000	0.000	0.000	0.204	-	-	0.000	0.000	0.000	0.212	-	-				0.000	0.000	0.000	0.004	-	-	0.000	0.000	0.000	0.009	-	-					0.012
1.300	0.000	0.000	0.000	0.119	-	-	0.000	0.000	0.000	0.133	-	-				0.000	0.000	0.000	0.018	-	-	0.000	0.000	0.000	0.030	-	-					0.013
1.400	0.000	0.000	0.000	0.056	-	-	0.000	0.000	0.000	0.073	-	-				0.000	0.000	0.000	0.056	-	-	0.000	0.000	0.000	0.070	-	-					0.014
1.500	0.000	0.000	0.000	0.022	-	14	0.000	0.000	0.000	0.036	-	-				0.000	0.000	0.000	0.121	-	-	0.000	0.000	0.000	0.133	-	-					0.015
1.600	0.000	0.000	0.000	0.007	-	-	0.000	0.000	0.000	0.016	-	-				0.000	0.000	0.000	0.206	-	-	0.000	0.000	0.000	0.213	-	-					0.016
1.700	0.000	0.000	0.000	0.002	-	-	0.000	0.000	0.000	0.006	-	-				0.000	0.000	0.000	0.301	-	-	0.000	0.000	0.000	0.304	-	-					0.017
1.800	0.000	0.000	0.000	0.001	-	-	0.000	0.000	0.000	0.002	-	-				0.000	0.000	0.000	0.400	-	-	0.000	0.000	0.000	0.400	-	-					0.018
1.900	0.000	0.000	0.000	0.001	-	-	0.000	0.000	0.000	0.001	-	-				0.000	0.000	0.000	0.500	-	-	0.000	0.000	0.000	0.500	-	-					0.019
2.000	0.000	0.000	0.000	0.001	-	-	0.000	0.000	0.000	0.001	-	-				0.000	0.000	0.000	0.600	-	-	0.000	0.000	0.000	0.600	-	-					0.020
2.200	0.000	0.000	0.000	0.001	-	-	0.000	0.000	0.000	0.003	-	-				0.000	0.000	0.000	0.800	-	-	0.000	0.000	0.000	0.800	-	-					0.022
2.400	0.000	0.000	0.000	0.001	-	-	0.000	0.000	0.000	0.001	-	-				0.000	0.000	0.000	1.00	-	-	0.000	0.000	0.000	1.00	-	-					0.024
Totals:					0	14					0	0	0	0	0						0	0										
Number of Trades:					0						0	0	0	0	0							0.00										

NATIONAL BANK (CR)

(Contract Size: 100 Securities, Exercise Style: American, Physical Delivery)

Call Options														Put Options																			
September 2023							October 2023							Other Months		September 2023							October 2023							Other Months			
Exercise Price	Open price	Price max	Price min	Last price	Closing price	Volume	Open Interest	Open price	Price max	Price min	Last price	Closing price	Volume	Open Interest	Volume	Open Interest	Open price	Price max	Price min	Last price	Closing price	Volume	Open Interest	Open price	Price max	Price min	Last price	Closing price	Volume	Open Interest	Volume	Open Interest	Exercise Price
2.000	0.000	0.000	0.000		3.94	-	-						-	-			0.000	0.000	0.000		0.001	-	-						-	-			0.020
2.200	0.000	0.000	0.000		3.74	-	-						-	-			0.000	0.000	0.000		0.001	-	-					-	-			0.022	
2.400	0.000	0.000	0.000		3.54	-	-						-	-			0.000	0.000	0.000		0.001	-	-					-	-			0.024	
2.600	0.000	0.000	0.000		3.34	-	-						-	-			0.000	0.000	0.000		0.001	-	-					-	-			0.026	
2.800	0.000	0.000	0.000		3.14	-	-						-	-			0.000	0.000	0.000		0.001	-	-					-	-			0.028	
3.000	0.000	0.000	0.000		2.94	-	-						-	-			0.000	0.000	0.000		0.001	-	-					-	-			0.030	
3.200	0.000	0.000	0.000		2.74	-	-						-	-			0.000	0.000	0.000		0.001	-	-					-	-			0.032	
3.400	0.000	0.000	0.000		2.54	-	-						-	-			0.000	0.000	0.000		0.001	-	-					-	-			0.034	
3.600	0.000	0.000	0.000		2.34	-	-						-	-			0.000	0.000	0.000		0.001	-	-					-	-			0.036	
3.800	0.000	0.000	0.000		2.14	-	-	0.000	0.000	0.000		2.15	-	-			0.000	0.000	0.000		0.001	-	-	0.000	0.000	0.000	0.001	-	-			0.038	
4.000	0.000	0.000	0.000		1.94	-	-	0.000	0.000	0.000		1.95	-	-			0.000	0.000	0.000		0.001	-	-	0.000	0.000	0.000	0.001	-	-			0.040	
4.400	0.000	0.000	0.000		1.54	-	-	0.000	0.000	0.000		1.55	-	-			0.000	0.000	0.000		0.001	-	-	0.000	0.000	0.000	0.002	-	-			0.044	
4.800	0.000	0.000	0.000		1.14	-	-	0.000	0.000	0.000		1.17	-	-			0.000	0.000	0.000		0.002	-	-	0.000	0.000	0.000	0.015	-	-			0.048	
5.200	0.000	0.000	0.000		0.742	-	-	0.000	0.000	0.000		0.811	-	-			0.000	0.000	0.000		0.005	-	-	0.000	0.000	0.000	0.059	-	-			0.052	
5.600	0.000	0.000	0.000		0.362	-	-	0.000	0.000	0.000		0.514	-	-			0.000	0.000	0.000		0.019	-	-	0.000	0.000	0.000	0.162	-	-			0.056	
6.000	0.000	0.000	0.000		0.099	-	-	0.000	0.000	0.000		0.293	-	-			0.000	0.000	0.000		0.157	-	270	0.000	0.000	0.000	0.341	-	-			0.060	
6.400	0.000	0.000	0.000		0.011	-	4	0.000	0.000	0.000		0.149	-	-			0.000	0.000	0.000		0.470	-	-	0.000	0.000	0.000	0.596	-	-			0.064	
6.800	0.000	0.000	0.000		0.001	-	-	0.000	0.000	0.000		0.070	-	-			0.000	0.000	0.000		0.860	-	-	0.000	0.000	0.000	0.918	-	-			0.068	
7.200	0.000	0.000	0.000		0.003	-	-	0.000	0.000	0.000		0.029	-	-			0.000	0.000	0.000		1.26	-	-	0.000	0.000	0.000	1.28	-	-			0.072	
7.600	0.000	0.000	0.000		0.001	-	-	0.000	0.000	0.000		0.011	-	-			0.000	0.000	0.000		1.66	-	-	0.000	0.000	0.000	1.66	-	-			0.076	
8.000	0.000	0.000	0.000		0.001	-	-	0.000	0.000	0.000		0.004	-	-			0.000	0.000	0.000		2.06	-	-	0.000	0.000	0.000	2.06	-	-			0.080	
8.400	0.000	0.000	0.000		0.001	-	-	0.000	0.000	0.000		0.001	-	-			0.000	0.000	0.000		2.46	-	-	0.000	0.000	0.000	2.46	-	-			0.084	
Totals:						0	4						0	0	0	0						0	270					0	0	0	50		
Number of Trades:						0							0		0							0.00						0		0			

OPAP (CR)

(Contract Size: 100 Securities, Exercise Style: American, Physical Delivery)

Exercise Price	Call Options														Put Options																		
	September 2023							October 2023							Other Months		September 2023							October 2023							Other Months		Exercise Price
	Open price	Price max	Price min	Last price	Closing price	Volume	Open Interest	Open price	Price max	Price min	Last price	Closing price	Volume	Open Interest	Volume	Open Interest	Open price	Price max	Price min	Last price	Closing price	Volume	Open Interest	Open price	Price max	Price min	Last price	Closing price	Volume	Open Interest	Volume	Open Interest	
8.800	0.000	0.000	0.000	7.51	-	-											0.000	0.000	0.000	0.001	-	-											
9.200	0.000	0.000	0.000	7.11	-	-											0.000	0.000	0.000	0.001	-	-											0.092
9.600	0.000	0.000	0.000	6.71	-	-											0.000	0.000	0.000	0.001	-	-											0.096
10.000	0.000	0.000	0.000	6.31	-	-	0.000	0.000	0.000		6.33	-	-			0.000	0.000	0.000	0.002	-	-		0.000	0.000	0.000	0.001	-	-				0.100	
11.000	0.000	0.000	0.000	5.31	-	-	0.000	0.000	0.000		5.34	-	-			0.000	0.000	0.000	0.001	-	-		0.000	0.000	0.000	0.001	-	-				0.110	
12.000	0.000	0.000	0.000	4.31	-	-	0.000	0.000	0.000		4.34	-	-			0.000	0.000	0.000	0.001	-	-		0.000	0.000	0.000	0.003	-	-				0.120	
13.000	0.000	0.000	0.000	3.32	-	-	0.000	0.000	0.000		3.34	-	-			0.000	0.000	0.000	0.001	-	-		0.000	0.000	0.000	0.001	-	-				0.130	
14.000	0.000	0.000	0.000	2.32	-	-	0.000	0.000	0.000		2.35	-	-			0.000	0.000	0.000	0.001	-	10		0.000	0.000	0.000	0.009	-	-				0.140	
15.000	0.000	0.000	0.000	1.32	-	-	0.000	0.000	0.000		1.42	-	10			0.000	0.000	0.000	0.004	-	20		0.000	0.000	0.000	0.079	-	-				0.150	
16.000	0.000	0.000	0.000	0.450	-	12	0.000	0.000	0.000		0.686	-	64			0.000	0.000	0.000	0.134	-	-		0.000	0.000	0.000	0.341	-	-				0.160	
17.000	0.000	0.000	0.000	0.055	-	10	0.000	0.000	0.000		0.248	-	6			0.000	0.000	0.000	0.740	-	-		0.000	0.000	0.000	0.904	-	-				0.170	
18.000	0.000	0.000	0.000	0.002	-	5	0.000	0.000	0.000		0.066	-	-			0.000	0.000	0.000	1.69	-	-		0.000	0.000	0.000	1.73	-	-				0.180	
19.000	0.000	0.000	0.000	0.001	-	-	0.000	0.000	0.000		0.012	-	-			0.000	0.000	0.000	2.69	-	-		0.000	0.000	0.000	2.69	-	-				0.190	
20.000	0.000	0.000	0.000	0.001	-	-	0.000	0.000	0.000		0.002	-	-			0.000	0.000	0.000	3.69	-	-		0.000	0.000	0.000	3.69	-	-				0.200	
22.000	0.000	0.000	0.000	0.001	-	-	0.000	0.000	0.000		0.001	-	-			0.000	0.000	0.000	5.69	-	-		0.000	0.000	0.000	5.69	-	-				0.220	
24.000	0.000	0.000	0.000	0.002	-	-						-	-			0.000	0.000	0.000	7.69	-	-					-	-					0.240	
Totals:						0	27					0	80	0	0						0	30					0	50	0	0			
Number of Trades:							0						0									0.00						0			0		

OTE (CR)

(Contract Size: 100 Securities, Exercise Style: American, Physical Delivery)

Exercise Price	Call Options													Put Options																			
	September 2023						October 2023						Other Months		September 2023						October 2023						Other Months		Exercise Price				
	Open price	Price max	Price min	Last price	Closing price	Volume	Open Interest	Open price	Price max	Price min	Last price	Closing price	Volume	Open Interest	Volume	Open Interest	Open price	Price max	Price min	Last price	Closing price	Volume	Open Interest	Open price	Price max	Price min	Last price	Closing price		Volume	Open Interest	Volume	Open Interest
9.200	0.000	0.000	0.000		4.39	-	-										0.000	0.000	0.000		0.001	-	-										
9.600	0.000	0.000	0.000		3.99	-	-	0.000	0.000	0.000		4.01	-	-			0.000	0.000	0.000		0.001	-	-	0.000	0.000	0.000		0.001	-	-			0.096
10.000	0.000	0.000	0.000		3.59	-	-	0.000	0.000	0.000		3.61	-	-			0.000	0.000	0.000		0.001	-	-	0.000	0.000	0.000		0.001	-	-			0.100
11.000	0.000	0.000	0.000		2.59	-	-	0.000	0.000	0.000		2.62	-	-			0.000	0.000	0.000		0.001	-	-	0.000	0.000	0.000		0.001	-	-			0.110
12.000	0.000	0.000	0.000		1.59	-	-	0.000	0.000	0.000		1.64	-	-			0.000	0.000	0.000		0.001	-	-	0.000	0.000	0.000		0.027	-	-			0.120
13.000	0.000	0.000	0.000		0.629	-	-	0.000	0.000	0.000		0.810	-	-			0.000	0.000	0.000		0.034	-	-	0.000	0.000	0.000		0.190	-	-			0.130
14.000	0.000	0.000	0.000		0.074	-	-	0.000	0.000	0.000		0.285	-	-			0.000	0.000	0.000		0.480	-	-	0.000	0.000	0.000		0.666	-	-			0.140
15.000	0.000	0.000	0.000		0.001	-	10	0.000	0.000	0.000		0.067	-	60			0.000	0.000	0.000		1.41	-	30	0.000	0.000	0.000		1.45	-	-			0.150
16.000	0.000	0.000	0.000		0.001	-	-	0.000	0.000	0.000		0.010	-	-			0.000	0.000	0.000		2.41	-	-	0.000	0.000	0.000		2.41	-	-			0.160
17.000	0.000	0.000	0.000		0.001	-	-	0.000	0.000	0.000		0.001	-	-			0.000	0.000	0.000		3.41	-	-	0.000	0.000	0.000		3.41	-	-			0.170
18.000	0.000	0.000	0.000		0.001	-	-	0.000	0.000	0.000		0.001	-	-			0.000	0.000	0.000		4.41	-	-	0.000	0.000	0.000		4.41	-	-			0.180
19.000	0.000	0.000	0.000		0.001	-	-	0.000	0.000	0.000		0.001	-	-			0.000	0.000	0.000		5.41	-	-	0.000	0.000	0.000		5.41	-	-			0.190
20.000	0.000	0.000	0.000		0.001	-	-						-	-			0.000	0.000	0.000		6.41	-	-									0.200	
22.000	0.000	0.000	0.000		0.001	-	-						-	-			0.000	0.000	0.000		8.41	-	-									0.220	
Totals:						0	10					0	60	0	0						0	30						0	0	0	0		
Number of Trades:						0						0		0							0.00						0		0				



PIRAEUS FINANCIAL HOLD (CR)

(Contract Size: 100 Securities, Exercise Style: American, Physical Delivery)

Call Options														Put Options																			
September 2023							October 2023							Other Months		September 2023							October 2023							Other Months		Exercise Price	
Open price	Price max	Price min	Last price	Closing price	Volume	Open Interest	Open price	Price max	Price min	Last price	Closing price	Volume	Open Interest	Volume	Open Interest	Open price	Price max	Price min	Last price	Closing price	Volume	Open Interest	Open price	Price max	Price min	Last price	Closing price	Volume	Open Interest	Volume	Open Interest		
0.750	0.000	0.000	0.000	2.35	-	-						-	-			0.000	0.000	0.000	0.001	-	-						-	-			0.008		
0.800	0.000	0.000	0.000	2.30	-	-						-	-			0.000	0.000	0.000	0.001	-	-						-	-			0.008		
0.850	0.000	0.000	0.000	2.25	-	-						-	-			0.000	0.000	0.000	0.001	-	-						-	-			0.009		
0.900	0.000	0.000	0.000	2.20	-	-						-	-			0.000	0.000	0.000	0.001	-	-						-	-			0.009		
0.950	0.000	0.000	0.000	2.15	-	-						-	-			0.000	0.000	0.000	0.002	-	-						-	-			0.010		
1.000	0.000	0.000	0.000	2.10	-	-						-	-			0.000	0.000	0.000	0.001	-	-						-	-			0.010		
1.100	0.000	0.000	0.000	2.00	-	-						-	-			0.000	0.000	0.000	0.002	-	-						-	-			0.011		
1.200	0.000	0.000	0.000	1.90	-	-						-	-			0.000	0.000	0.000	0.004	-	-						-	-			0.012		
1.300	0.000	0.000	0.000	1.80	-	-						-	-			0.000	0.000	0.000	0.001	-	-						-	-			0.013		
1.400	0.000	0.000	0.000	1.70	-	-						-	-			0.000	0.000	0.000	0.001	-	-						-	-			0.014		
1.500	0.000	0.000	0.000	1.60	-	-						-	-			0.000	0.000	0.000	0.001	-	-						-	-			0.015		
1.600	0.000	0.000	0.000	1.50	-	-						-	-			0.000	0.000	0.000	0.001	-	-						-	-			0.016		
1.700	0.000	0.000	0.000	1.40	-	-						-	-			0.000	0.000	0.000	0.001	-	-						-	-			0.017		
1.800	0.000	0.000	0.000	1.30	-	-						-	-			0.000	0.000	0.000	0.001	-	-						-	-			0.018		
1.900	0.000	0.000	0.000	1.20	-	-						-	-			0.000	0.000	0.000	0.001	-	-						-	-			0.019		
2.000	0.000	0.000	0.000	1.10	-	-	0.000	0.000	0.000		1.10	-	-			0.000	0.000	0.000	0.001	-	-	0.000	0.000	0.000	0.001	-	-			0.020			
2.200	0.000	0.000	0.000	0.901	-	-	0.000	0.000	0.000		0.906	-	-			0.000	0.000	0.000	0.001	-	-	0.000	0.000	0.000	0.001	-	-			0.022			
2.400	0.000	0.000	0.000	0.701	-	-	0.000	0.000	0.000		0.709	-	-			0.000	0.000	0.000	0.001	-	-	0.000	0.000	0.000	0.003	-	-			0.024			
2.600	0.000	0.000	0.000	0.501	-	-	0.000	0.000	0.000		0.521	-	-			0.000	0.000	0.000	0.001	-	-	0.000	0.000	0.000	0.015	-	-			0.026			
2.800	0.000	0.000	0.000	0.308	-	-	0.000	0.000	0.000		0.354	-	-			0.000	0.000	0.000	0.007	-	-	0.000	0.000	0.000	0.048	-	-			0.028			
3.000	0.000	0.000	0.000	0.146	-	-	0.000	0.000	0.000		0.219	-	-			0.000	0.000	0.000	0.045	-	-	0.000	0.000	0.000	0.113	-	-			0.030			
3.200	0.000	0.000	0.000	0.048	-	-	0.000	0.000	0.000		0.123	-	-			0.000	0.000	0.000	0.147	-	-	0.000	0.000	0.000	0.217	-	-			0.032			
3.400	0.000	0.000	0.000	0.010	-	4	0.000	0.000	0.000		0.064	-	4			0.000	0.000	0.000	0.309	-	-	0.000	0.000	0.000	0.357	-	-			0.034			
3.600	0.000	0.000	0.000	0.001	-	-	0.000	0.000	0.000		0.029	-	-			0.000	0.000	0.000	0.501	-	-	0.000	0.000	0.000	0.523	-	-			0.036			
3.800	0.000	0.000	0.000	0.001	-	-	0.000	0.000	0.000		0.013	-	-			0.000	0.000	0.000	0.700	-	-	0.000	0.000	0.000	0.707	-	-			0.038			
4.000	0.000	0.000	0.000	0.001	-	-	0.000	0.000	0.000		0.005	-	-			0.000	0.000	0.000	0.900	-	-	0.000	0.000	0.000	0.901	-	-			0.040			
4.400	0.000	0.000	0.000	0.001	-	-	0.000	0.000	0.000		0.001	-	-			0.000	0.000	0.000	1.30	-	-	0.000	0.000	0.000	1.30	-	-			0.044			
4.800	0.000	0.000	0.000	0.001	-	-	0.000	0.000	0.000		0.004	-	-			0.000	0.000	0.000	1.70	-	-	0.000	0.000	0.000	1.70	-	-			0.048			
5.200	0.000	0.000	0.000	0.001	-	-	0.000	0.000	0.000		0.001	-	-			0.000	0.000	0.000	2.10	-	-	0.000	0.000	0.000	2.10	-	-			0.052			
Totals:					0	4						0	4		0	0						0	0						0	0			0
Number of Trades:					0							0		0		0							0.00						0			0	

PPC (CR)

(Contract Size: 100 Securities, Exercise Style: American, Physical Delivery)

Exercise Price	Call Options														Volume	Open Interest	Put Options														Volume	Open Interest	Exercise Price				
	September 2023							October 2023									Other Months		September 2023							October 2023								Other Months			
	Open price	Price max	Price min	Last price	Closing price	Volume	Open Interest	Open price	Price max	Price min	Last price	Closing price	Volume	Open Interest			Open price	Price max	Price min	Last price	Closing price	Volume	Open Interest	Open price	Price max	Price min	Last price	Closing price	Volume	Open Interest				Volume	Open Interest		
3.600	0.000	0.000	0.000	6.03	-	-									0.000	0.000	0.000	0.001	-	-											0.036						
3.800	0.000	0.000	0.000	5.83	-	-									0.000	0.000	0.000	0.001	-	-											0.038						
4.000	0.000	0.000	0.000	5.63	-	-									0.000	0.000	0.000	0.001	-	-											0.040						
4.400	0.000	0.000	0.000	5.23	-	-									0.000	0.000	0.000	0.005	-	-											0.044						
4.800	0.000	0.000	0.000	4.83	-	-									0.000	0.000	0.000	0.001	-	-											0.048						
5.200	0.000	0.000	0.000	4.43	-	-									0.000	0.000	0.000	0.001	-	-											0.052						
5.600	0.000	0.000	0.000	4.03	-	-									0.000	0.000	0.000	0.001	-	-											0.056						
6.000	0.000	0.000	0.000	3.63	-	-									0.000	0.000	0.000	0.001	-	-											0.060						
6.400	0.000	0.000	0.000	3.23	-	-									0.000	0.000	0.000	0.001	-	-											0.064						
6.800	0.000	0.000	0.000	2.83	-	-									0.000	0.000	0.000	0.001	-	-											0.068						
7.200	0.000	0.000	0.000	2.43	-	-									0.000	0.000	0.000	0.001	-	-											0.072						
7.600	0.000	0.000	0.000	2.03	-	-	0.000	0.000	0.000		2.06	-	-		0.000	0.000	0.000	0.001	-	-	0.000	0.000	0.000		0.014	-	-			0.076							
8.000	0.000	0.000	0.000	1.63	-	-	0.000	0.000	0.000		1.68	-	-		0.000	0.000	0.000	0.001	-	-	0.000	0.000	0.000		0.036	-	-			0.080							
8.400	0.000	0.000	0.000	1.23	-	-	0.000	0.000	0.000		1.33	-	-		0.000	0.000	0.000	0.001	-	-	0.000	0.000	0.000		0.084	-	-			0.084							
8.800	0.000	0.000	0.000	0.845	-	-	0.000	0.000	0.000		1.02	-	-		0.000	0.000	0.000	0.012	-	-	0.139	0.164	0.139	0.164	0.164	10	55			0.088							
9.200	0.000	0.000	0.000	0.494	-	-	0.000	0.000	0.000		0.745	-	5		0.000	0.000	0.000	0.061	-	5	0.301	0.301	0.301	0.301	0.301	5	128			0.092							
9.600	0.000	0.000	0.000	0.232	-	60	0.446	0.446	0.446	0.446	0.446	2	27		0.000	0.000	0.000	0.199	-	52	0.000	0.000	0.000		0.470	-	-			0.096							
10.000	0.000	0.000	0.000	0.084	-	45	0.000	0.000	0.000		0.349	-	11		0.000	0.000	0.000	0.450	-	50	0.000	0.000	0.000		0.698	-	-			0.100							
11.000	0.000	0.000	0.000	0.002	-	12	0.000	0.000	0.000		0.110	-	64		0.000	0.000	0.000	1.37	-	-	1.44	1.86	1.44	1.86	1.86	10	0			0.110							
12.000	0.000	0.000	0.000	0.001	-	21	0.000	0.000	0.000		0.025	-	-		0.000	0.000	0.000	2.37	-	-	0.000	0.000	0.000		2.38	-	-			0.120							
13.000	0.000	0.000	0.000	0.001	-	-	0.000	0.000	0.000		0.005	-	-		0.000	0.000	0.000	3.37	-	-	0.000	0.000	0.000		3.37	-	-			0.130							
14.000	0.000	0.000	0.000	0.001	-	-	0.000	0.000	0.000		0.001	-	-		0.000	0.000	0.000	4.37	-	-	0.000	0.000	0.000		4.37	-	-			0.140							
15.000	0.000	0.000	0.000	0.001	-	-	0.000	0.000	0.000		0.001	-	-		0.000	0.000	0.000	5.37	-	-	0.000	0.000	0.000		5.37	-	-			0.150							
16.000	0.000	0.000	0.000	0.001	-	-	0.000	0.000	0.000		0.001	-	-		0.000	0.000	0.000	6.37	-	-	0.000	0.000	0.000		6.37	-	-			0.160							
Totals:					0	138						2	107	0	0					0	107					25	252	0	0								
Number of Trades:					0							1		0						0.00						5		0									

Lending Products	Underlying Title	Multilateral Transactions[1]				Bilateral Transactions[2]		Stock Borrowing through OTC (volume)[3]	
		Open Interest[5]	Volume(Offered)	Average Weighted	Transactions volume	Average Weighted	Transactions Volume	Average Weighted	Transactions Volume
ADMIEBOR	ADMIE (IPTO) HOLDING S.A. (CR)	---	---	---	---	---	12,000	0.01%	627,503
AEGNBOR	AEGEAN AIRLINES (CR)	---	---	---	---	---	---	---	176,359
ALPHABOR	ALPHA SERVICES HOLD (CR)	200	---	---	---	---	---	---	57,331,991
OTOELBOR	AUTOHELLAS SA (CR)	1,050	---	---	---	---	---	---	196,161
AVAXBOR	AVAX S.A. (CR)	---	---	---	---	---	---	---	---
EEEBOR	CC HBC AG (CR)	3,039	---	---	---	---	---	---	47,768
CENERBOR	CENERGY HOLDINGS (CB)	7,790	---	---	---	---	---	---	113,651
ELLAKTORBOR	ELLAKTOR (CR)	7,181	---	---	---	---	---	---	24,739
ELHABOR	ELVALHALCOR (CR)	12,998	---	---	---	---	---	---	64,887
EUROBBOR	EUROBANK HOLDINGS (CR)	15,000	---	---	---	---	---	---	34,134,322
EYDAPBOR	EYDAP S.A. (CR)	7,845	---	---	---	---	---	---	243,774
FFGRPBOR	FOLLI FOLLIE (CR)	---	---	---	---	---	---	---	886,279
FOYRKBOR	FOURLIS (CR)	830	---	---	900	6.79%	---	---	11,123
GEKTERNABOR	GEK TERNA (CR)	---	---	---	---	---	---	---	3,698
SARBOR	GR. SARANTIS S.A. (CR)	1,946	---	---	---	---	---	---	47,758
EXAEBOR	HELLENIC EXCHANGES-A.S.E. (CR)	4,000	---	---	---	---	---	---	192,809
ELPEBOR	HELLENIQ ENERGY (CR)	219	---	---	1,048	4.75%	---	---	339,950
INTRKBOR	INTRACOM HOLDINGS (CR)	---	---	---	---	---	---	---	---
INKATBOR	INTRAKAT (CR)	---	---	---	---	---	---	---	---
BELABOR	JUMBO SA (CR)	14,078	---	---	7,500	7.04%	---	---	196,399
LAMDABOR	LAMDA DEVELOPMENT SA (CR)	400	---	---	---	---	---	---	640,961
MIGBOR	MIG (CR)	1,522	---	---	---	---	---	---	40,179
MOHBOR	MOTOR OIL (CR)	24,831	---	---	2,700	4.75%	---	---	466,251
MYTILBOR	MYTILINEOS (CR)	3,662	---	---	589	6.32%	---	---	124,962
ETEBOR	NATIONAL BANK (CR)	541	---	---	---	---	---	---	8,950,551
OPAPBOR	OPAP (CR)	2,000	---	---	500	6.20%	---	---	1,569,214
HTOBOR	OTE (CR)	1,000	---	---	---	---	---	---	2,216,795
PPABOR	P.P.A. S.A. (CR)	---	---	---	---	---	---	---	83,287
TPEIRBOR	PIRAEUS FINANCIAL HOLD (CR)	5,000	---	---	---	---	---	---	5,457,900
PPCBOR	PPC (CR)	3,000	---	---	---	---	---	---	1,279,023
QUALBOR	QUALITY & RELIABILITY SA (CR)	---	---	---	---	---	---	---	---

## Stock Lending Notes

[1] - Multilateral contracts Lending or Borrowing as per Methods 8-1, 8-2 and 8-3-3 (According to ATHEX BoD Resolution No.17)

[2] - Bilateral Contracts Lending or Borrowing as per Methods 8-3-1 and 8-3-2 (According to ATHEX BoD Resolution No.20 )

[3] - The information concerning OTC Stock Borrowing Transactions is based on the statements of the Dematerialised Securities System (DSS) operators involved and refers to volumes that have been registered up until the previous working day.

[4] - Average Price (Volume weighted)

[5] - The Data concerning Open Interest before the start of trading session

Lending Products	Underlying Title	Open Interest[5]	Multilateral Transactions[1]				Bilateral Transactions[2]		Stock Borrowing through OTC (volume)[3]	
			Volume(Offered)	Average Weighted	Transactions volume	Average Weighted	Transactions Volume	Average Weighted	Transactions Volume	
QUESTBOR	QUEST HOLDINGS (CR)	---	---	---	---	---	---	---	44,672	
TENERGYBOR	TERNA ENERGY (CR)	---	---	---	---	---	---	---	283,839	
TITCBOR	TITAN CEMENT (CB)	3,912	---	---	894	6.70%	---	---	298,665	
VIOBOR	VIOHALCO SA/NV (CB)	9,244	---	---	---	---	---	---	---	

## Stock Lending Notes

[1] - Multilateral contracts Lending or Borrowing as per Methods 8-1, 8-2 and 8-3-3 (According to ATHEX BoD Resolution No.17)

[2] - Bilateral Contracts Lending or Borrowing as per Methods 8-3-1 and 8-3-2 (According to ATHEX BoD Resolution No.20 )

[3] - The information concerning OTC Stock Borrowing Transactions is based on the statements of the Dematerialised Securities System (DSS) operators involved and refers to volumes that have been registered up until the previous working day.

[4] - Average Price (Volume weighted)

[5] - The Data concerning Open Interest before the start of trading session

## Sectors codification for listed companies

12003-	ETF	10101010	Computer Services
10101015	Software	10102030	Computer Hardware
15101010	Telecommunications Equipment	15102015	Telecommunications Services
20101010	Health Care Facilities	20101025	Health Care Services
20102010	Medical Equipment	20103015	Pharmaceuticals
30101010	Banks	30202000	Diversified Financial Services
30202010	Asset Managers & Custodians	30202015	Investment Services
30204000	Closed End Investments	30302010	Full Line Insurance
30302015	Insurance Brokers	30302025	Property and Casualty Insurance
35101010	Real Estate Holding and Development	35101015	Real Estate Services
35102000	Diversified REITs	35102030	Office REITs
40201040	Rental & Leasing Services: Consumer	40202010	Home Construction
40202015	Household Furnishings	40202020	Household Appliance
40203040	Electronic Entertainment	40203045	Toys
40204020	Clothing & Accessories	40301010	Entertainment
40301030	Publishing	40301035	Radio & TV Broadcasters
40401010	Diversified Retailers	40401020	Apparel Retailers
40401025	Home Improvement Retailers	40401030	Specialty Retailers
40501010	Airlines	40501015	Travel & Tourism
40501020	Casinos & Gambling	40501025	Hotels & Motels
45101015	Distillers & Vintners	45101020	Soft Drinks
45102010	Farming Fishing Ranching & Plantations	45102020	Food Products
45103010	Tobacco	45201010	Food Retailers & Wholesalers
45201020	Personal Products	50101010	Construction
50101020	Building Roof/Wallboard and Plumbing	50101030	Cement
50101035	Building Materials: Other	50202010	Electrical Components
50203000	Diversified Industrials	50203015	Plastics
50203030	Containers & Packaging	50204000	Machinery: Industrial
50204020	Machinery: Construction & Handling	50205010	Industrial Suppliers
50205020	Back Office Support HR & Consulting	50205030	Forms & Bulk Printing Services
50206015	Commercial Vehicles & Parts	50206030	Marine Transportation
50206060	Transportation Services	55101000	Diversified Materials
55101020	Textile Products	55102000	General Mining
55102010	Iron & Steel	55102015	Metal Fabricating
55102035	Aluminum	60101020	Oil Refining and Marketing
65101010	Alternative Electricity	65101015	Conventional Electricity
65102030	Water		



**ATHEX**  
Athens Stock Exchange

Λεωφ. Αθηνών 110 104 42 Αθήνα  
110, Athinon Ave. GR 104 42 Athens  
tel. (+30)210-33.66.800, fax (+30)210-33.66.101  
[www.athexgroup.gr](http://www.athexgroup.gr)