

23

Ημερήσιο Δελτίο
Συναλλακτικής Δραστηριότητας

Daily Official List
of Trading Activity

Wednesday, 6 September, 2023

Year: 144 Trading Day No: 169



ATHEXGROUP
Athens Exchange Group

Disclaimer:

Hellenic Exchanges-Athens Stock Exchange S.A endeavours to ensure that the data and other material ("Information") presented on the Daily Official List are accurate and complete, but it is not liable for any errors or omissions of data or /and for the accuracy, credibility, updating and completeness of the aforesaid information nor it has any liability arising directly or indirectly from the use of the above Information.

The Company is not liable for the accuracy of the data included in listed companies' announcements. Only the sender of such an announcement is fully and solely liable for any infringement of third party's rights from the content of such announcement. All contents of the Daily Official List are provided only for information purposes and do not constitute investment advice or solicitation to invest in securities or other products listed for trading on the Exchange.

You acknowledge and agree that the Company is the owner of any property rights related to any Information appearing on the Daily Official List including intellectual property rights copyright, trademarks, etc.

The above data are a property of the Hellenic Exchanges-Athens Exchange and are copyright protected. Users are forbidden to reproduce, modify, copy, sale, transmit or redistribute, by all reproduction means and methods, part or the whole of the above data, without reference to their source.

The commercial exploitation of these data is, also, forbidden by third parties. Hellenic Exchanges-Athens Exchange does not carry any responsibility, direct or indirect, derived from usage or accidental alteration of the above data when used by third parties.

Hellenic Exchanges – Athens Stock Exchange S.A.

110 Athinon Ave., 10442 Athens, Tel: (210) 33.66.800, Fax: (210) 32.13.938

www.athexgroup.gr

Thessalonica Stock Exchange Center (T.S.E.C)

16-18 Katouni Str., Thessalonica 546 25 Tel: (2310) 567.667, Fax: (2310) 530.545

Athex Members Guarantee Fund

14-16 Fidiou Str., Athens 106 78, Tel: (210) 33.04.682, Fax: (210) 33.04.155

Hellenic Republic Capital Market Commission

1 Kolokotroni Str. & 1 Stadiou Str., Athens 10562 Tel: (210) 33.77.100 Fax: (210) 33.77.173

Table of Contents

Section 1: Statistical Figures of Securities, Derivatives and Lending

Summary of Markets

Athex Indices

Analytic Figures for Athex Market's Boards and Categories

Trading Details by Athex Sectors and Financial Instruments (ETFs)

Top 10 best & worst performing Shares

Derivatives Summary

Section 2: Analytic Figures of Shares Transactions

Analytic Figures of Shares Transactions

Shares' Notes

Section 3: Figures of Securities Transactions

Securities Blocks Details

Shares Rights Details

Stock Borrowing

Forced Sales Details

Forced Sales Registered Shares

Exchange Traded Funds (ETFs) Characteristics

Section 5: Bonds traded in Fixed Income Assets Market

Convertible Corporate Bonds - Regulated Market

Non Convertible Corporate Bonds - Regulated Market

Government Bonds

Treasury Bills & Zero Coupon Government Bonds

Government Bonds Traded with the Open Outcry Method

State Banks Bonds

Section 6: Additional Infos

Athex & ATHEXClear Members List

List of Stocks under Market Making operations

Section 7: Derivatives Market Analytic Figures

Index Futures

Stock Futures

Index Options

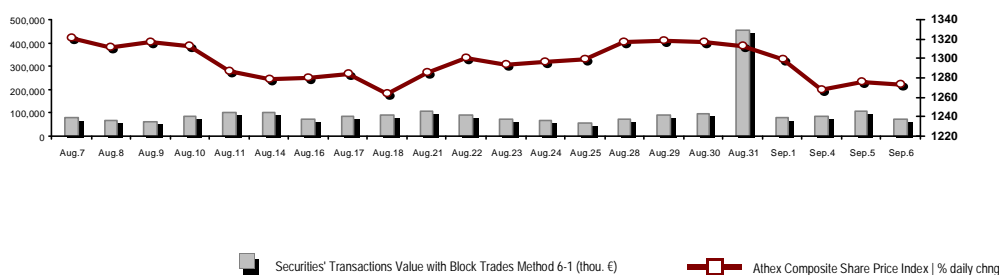
Stock Options

Stock Lending Analytic Figures

Appendix A: Sectors codification for listed companies

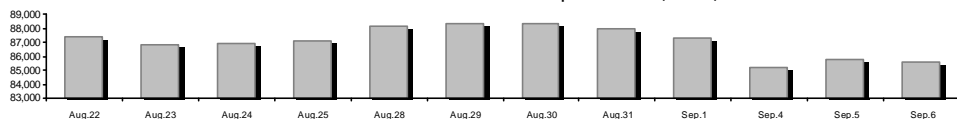
Summary of Markets

Athex Composite Share Price Index vs Shares and Derivatives Transactions Value

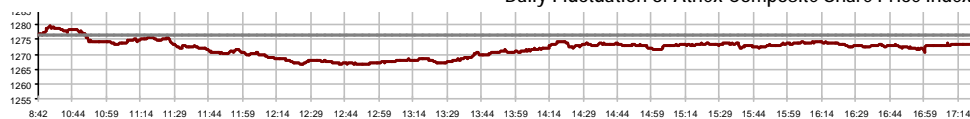


Athex Capitalisation (mill. €)**:	85,532.65	Derivatives Total Open Interest	512,231
Daily change: mill. € %	-203.75 -0.24%	in Index Futures % daily chng	5,885 3.92%
Yearly Avg Capitalisation: mill. € % chng prev year Avg	79,035.29 25.33%	in Stock Futures % daily chng	503,286 0.23%
Athex Composite Share Price Index % daily chng	1,273.48 -0.24%	in Index Options % daily chng	1,917 8.55%
Athex Composite Share Price Index Capitalisation (mill. €)	78,332.33	in Stock Options % daily chng	1,143 6.13%
Daily change (mill. €)	-199.31		
Securities' Transactions Value with Block Trades Method 6-1 (t)	74,472.67	Derivatives Contracts Volume:	25,969
Daily change: %	-30,667.47 -29.17%	Daily change: pieces %	-14,468 -35.78%
YtD Avg Trans. Value: thou. € % chng prev year Avg	105,571.85 46.12%	YtD Avg Derivatives Contracts % chng prev year Avg	43,160 25.64%
Blocks Transactions Value of Method 6-1 (thou. €)	4,572.63	Derivatives Trades Number:	1,625
Blocks Transactions Value of Method 6-2 & 6-3 (thou. €)	0.00	Daily change: number %	-1,053 -39.32%
Bonds Transactions Value (thou.€)	710.77	YtD Avg Trades number % chng prev year Avg	2,303 12.11%
Securities' Transactions Volume with Block Trades Method 6-1 (tho)	19,893.15	Lending Total Open Interest	234,951
Daily change: thou. pieces %	-7,661.85 -27.81%	Daily change: pieces %	218 0.09%
YtD Avg Volume: % chng prev year Avg	35,018.65 23.52%	Lending Volume (Multilateral/Bilateral)	2,550
Blocks Transactions Volume of Method 6-1 (thou. Pieces)	913.76	Daily change: pieces %	2,332
Blocks Transactions Volume of Method 6-2 & 6-3 (thou. Pieces)	0.00	Multilateral Lending	2,550
Bonds Transactions Volume	727,000	Bilateral Lending	0
Securities' Trades Number with Block Trades Method 6-1	33,679	Lending Trades Number:	1
Daily change: number %	-9,191 -21.44%	Daily change: %	-5
YtD Avg Trades number % chng prev year Avg	36,118 22.78%	Multilateral Lending Trades Number	1
Number of Blocks Method 6-1	8	Bilateral Lending Trades Number	0
Number of Blocks Method 6-2 & 6-3	0		
Number of Bonds Transactions	158		

Athex Capitalisation (mill. €)**



Daily Fluctuation of Athex Composite Share Price Index



Athex Composite Share Price Index at 05/09/2023

Daily Fluctuation of Athex Composite Share Price Index at 06/09/2023

Athex Indices

Index name	06/09/2023	05/09/2023	pts.	%	Min	Max	Year min	Year max	Year change
Athex Composite Share Price Index	1,273.48 €	1,276.52	-3.04	-0.24%	1,266.44	1,279.42	929.79	1,351.68	36.96% #
Athex ESG Index	1,445.60 €	1,449.23	-3.63	-0.25%	1,436.48	1,453.68	1,057.52	1,541.00	36.68% #
FTSE/Athex Large Cap	3,079.32 €	3,085.85	-6.53	-0.21%	3,058.68	3,096.98	2,250.77	3,280.71	36.77% #
FTSE/Athex Mid Cap Index	2,087.26 €	2,110.44	-23.18	-1.10%	2,087.26	2,115.02	1,411.43	2,224.46	47.88% #
FTSE/ATHEX High Dividend Yield Index	3,867.90 #	3,867.06	0.84	0.02%	3,838.55	3,881.35	3,028.28	4,088.01	27.73% #
FTSE/ATHEX Global Traders Index Plus	3,913.13 €	3,918.08	-4.95	-0.13%	3,894.37	3,934.58	2,616.09	4,115.43	49.58% #
FTSE/ATHEX Mid & Small Cap Factor-Weighted Ind	5,644.39 €	5,669.88	-25.49	-0.45%	5,614.08	5,695.49	4,353.12	5,946.34	28.41% #
ATHEX Select Index Plus	4,511.54 €	4,518.70	-7.16	-0.16%	4,484.17	4,530.81	3,071.06	4,762.60	46.90% #
ATHEX Select Index	6,686.18 €	6,753.00	-66.82	-0.99%	6,686.18	6,788.77	4,343.88	7,125.71	53.92% #
FTSE/Athex Market Index	733.72 €	735.75	-2.03	-0.28%	729.29	738.00	539.21	780.89	36.04% #
Athex Composite Index Total Return Index	2,302.14 €	2,307.63	-5.49	-0.24%	2,289.41	2,312.88	1,641.17	2,440.14	40.27% #
FTSE/Athex Large Cap Total Return	5,043.02 €	5,053.71	-10.69	-0.21%			3,623.42	5,338.50	40.05% #
FTSE/Athex Mid Cap Total Return	2,799.88 €	2,830.97	-31.09	-1.10%			1,881.61	2,956.50	50.72% #
Hellenic Mid & Small Cap Index	1,923.22 #	1,922.63	0.59	0.03%	1,910.05	1,927.75	1,365.14	2,011.62	40.88% #
FTSE/Athex Banks	995.88 €	1,005.50	-9.62	-0.96%	988.67	1,011.46	640.09	1,117.78	55.47% #
FTSE/Athex Financial Services	1,231.65 €	1,234.12	-2.47	-0.20%	1,230.42	1,252.65	672.72	1,514.55	79.70% #
FTSE/Athex Industrial Goods & Services	8,201.62 #	8,165.72	35.90	0.44%	8,109.13	8,251.78	4,603.86	8,651.06	76.82% #
FTSE/Athex Retail	1,214.93 €	1,249.93	-35.00	-2.80%	1,210.51	1,249.93	901.21	1,375.58	34.81% #
FTSE/ATHEX Real Estate	4,361.58 €	4,372.79	-11.21	-0.26%	4,305.30	4,382.71	3,750.22	4,816.41	7.08% #
FTSE/Athex Consumer Goods & Services	15,160.68 #	14,958.45	202.23	1.35%	14,830.66	15,160.68	8,974.47	16,184.74	65.55% #
FTSE/Athex Food & Beverage	9,731.20 €	9,795.51	-64.31	-0.66%	9,691.90	9,795.51	8,101.49	11,188.59	14.94% #
FTSE/Athex Basic Resources	9,733.23 €	9,761.77	-28.54	-0.29%	9,658.26	9,880.60	6,463.31	10,590.89	49.98% #
FTSE/Athex Construction & Materials	4,455.84 €	4,465.18	-9.34	-0.21%	4,440.33	4,487.50	3,204.90	4,808.27	39.03% #
FTSE/Athex Energy	5,402.64 #	5,373.71	28.93	0.54%	5,291.11	5,407.50	4,780.16	5,856.79	7.41% #
FTSE/Athex Travel & Leisure	3,006.13 €	3,017.42	-11.29	-0.37%	2,986.98	3,041.47	2,196.17	3,048.59	35.58% #
FTSE/Athex Technology	3,068.32 €	3,100.26	-31.94	-1.03%	3,042.04	3,115.25	2,047.81	3,153.87	49.37% #
FTSE/Athex Telecommunications	3,855.42 €	3,855.61	-0.19	0.00%	3,836.15	3,902.55	3,511.53	4,415.99	-5.31% €
FTSE/Athex Utilities	5,556.25 €	5,558.21	-1.96	-0.04%	5,509.15	5,601.35	4,598.77	6,190.27	20.82% #
FTSE/Athex Health Care	461.50 €	464.78	-3.28	-0.71%	456.29	466.14	387.42	504.88	10.17% #
FTSE/Athex Personal Products	7,842.23 #	7,805.48	36.75	0.47%	7,705.79	7,904.47	6,441.87	8,386.11	18.71% #
Athex All Share Index	299.19 €	299.93	-0.74	-0.25%	299.19	299.19	231.11	314.56	29.95% #
MSCI GREECE REBASED	4,892.46 €	4,900.66	-8.20	-0.17%	4,852.49	4,924.60	4,125.04	5,209.29	--- -
Hellenic Corporate Bond Index	125.34 €	125.35	-0.01	-0.01%			118.78	125.45	5.34% #
Hellenic Corporate Bond Price Index	88.61 €	88.63	-0.02	-0.02%			85.96	88.73	2.77% #

Note 1: FTSE/Med 100, Hellenic Corporate Bond Price Index and Hellenic Corporate Bond Index closing prices refer to the previous trading day of 04/09/2023.

Note 2: The Hellenic Mid & Small Cap Index is a Customized index calculated by the Athens Exchange.

Analytic Figures for Athex Market's Boards and Categories

	Total Traded Securities	Main Market	Surveillance	Exchange Traded Funds (ETFs)
Totals	122	110	12	0
Gain / Lose / Same:	32 / 59 / 31	28 / 57 / 25	4 / 2 / 6	0 / 0 / 0
Athex Capitalisation (mill. €) **	85,532.65	85,101.53	431.12	
Daily Average Trans/ons Value(thou.€)	105,571.85	105,328.00	243.89	47.17
Transactions Value	74,472.67	74,284.81	187.86	0.00
Main Board:	69,900.04	69,712.18	187.86	0.00
Blocks Board 6_2_3:	4,572.63	4,572.63	0.00	0.00
Forced Sales Board:	0.00	0.00	0.00	0.00
Special Terms Board:	0.00	0.00	0.00	0.00
Daily Average Transactions Volume	35,018,650	34,028,111	995,177	1,653
Transactions Volume	19,893,149	19,478,327	414,822	0
Main Board:	18,979,390	18,564,568	414,822	0
Blocks Board 6_2_3:	913,759	913,759	0	0
Forced Sales Board:	0	0	0	0
Special Terms Board:	0	0	0	0
Daily Average Number of Trades	36,118	35,897	219	3
Number of Trades	33,679	33,529	150	0
Main Board:	33,671	33,521	150	0
Blocks Board 6_2_3:	8	8	0	0
Forced Sales Board:	0	0	0	0
Special Terms Board:	0	0	0	0

Trading Details by Athex Sectors and Financial Instruments (ETFs)

Code	Sectors	Gain / Lose / Same	Number of Trades	Transactions Volume	Transactions Value	% of Total Trans. Value
3010	- Banks	1 / 4 / 1	13,517	15,355,837	33,782,753.39	45.36%
5510	- Basic Resources	8 / 4 / 4	856	282,480	960,117.38	1.29%
5010	- Construction & Materials	4 / 6 / 4	1,942	663,678	2,023,193.72	2.72%
4020	- Consumer Products & Services	3 / 3 / 2	1,473	188,692	4,117,633.28	5.53%
6010	- Energy	1 / 3 / 0	1,331	185,823	2,958,816.34	3.97%
12000	- Financial Instruments	0 / 0 / 0	---	---	---	---
3020	- Financial Services	2 / 1 / 2	314	67,485	341,342.15	0.46%
4510	- Food Beverage & Tobacco	1 / 3 / 2	223	52,119	688,658.73	0.92%
2010	- Health Care	0 / 2 / 1	145	49,999	62,743.33	0.08%
5020	- Industrial Goods & Services	5 / 9 / 4	2,896	517,177	6,188,248.77	8.31%
3030	- Insurance	0 / 1 / 0	11	1,440	6,397.80	0.01%
4030	- Media	0 / 1 / 0	5	9,503	5,170.67	0.01%
4520	- Personal Care, Drug & Grocery Stores	1 / 1 / 1	124	21,827	131,358.54	0.18%
3510	- Real Estate	0 / 6 / 3	565	112,177	560,281.58	0.75%
4040	- Retail	1 / 3 / 1	529	111,017	463,839.44	0.62%
1010	- Technology	2 / 6 / 2	1,071	266,842	1,057,544.32	1.42%
1510	- Telecommunications	0 / 1 / 1	1,386	316,748	4,366,154.54	5.86%
4050	- Travel & Leisure	2 / 1 / 3	3,940	901,802	10,042,125.44	13.48%
6510	- Utilities	1 / 4 / 0	3,351	788,503	6,716,293.04	9.02%

Top 10 best & worst performing Shares

Main Market

With positive Price change	Closing price	change	With negative Price change	Closing price	change
KLOUKINAS - LAPPAS SA (CR)	1.19	3.93% #	FOURLIS (CR)	4.315	-4.11% €
P.P.A. S.A. (CR)	22.45	2.51% #	PROFILE SA (CR)	4.58	-3.17% €
QUEST HOLDINGS (CR)	6.46	1.89% #	INTRACOM HOLDINGS (CR)	2.2	-3.08% €
UNIBIOS (CR)	1.125	1.81% #	EYDAP S.A. (CR)	6.31	-2.77% €
AUTOHELLAS SA (CR)	13.88	1.61% #	REVOIL (CR)	2	-2.44% €
JUMBO SA (CR)	27.1	1.35% #	AVAX S.A. (CR)	1.456	-2.28% €
ELASTRON (CR)	3.1	1.31% #	AUSTRIACARD (CB)	6.85	-2.14% €
TECHNICAL OLYMPIC SA (CR)	2.76	1.10% #	BRIQ PROPERTIES (CR)	1.95	-2.01% €
PIRAEUS FINANCIAL HOLD (CR)	3.12	1.04% #	EKTER SA (CR)	2.53	-1.94% €
PPC (CR)	10	1.01% #	ALPHA SERVICES HOLD (CR)	1.419	-1.93% €
With the highest Transactions Value	Value (thou. €)	change	With the highest Transactions Volume	Volume	change
PIRAEUS FINANCIAL HOLD (CR)	13,160.50	1.04% #	ALPHA SERVICES HOLD (CR)	6,698,188	-1.93% €
ALPHA SERVICES HOLD (CR)	9,540.40	-1.93% €	PIRAEUS FINANCIAL HOLD (CR)	4,269,004	1.04% #
OPAP (CR)	8,736.00	-0.55% €	EUROBANK HOLDINGS (CR)	3,365,342	-1.21% €
NATIONAL BANK (CR)	5,959.14	-1.06% €	NATIONAL BANK (CR)	1,021,663	-1.06% €
EUROBANK HOLDINGS (CR)	5,095.99	-1.21% €	OPAP (CR)	533,545	-0.55% €
OTE (CR)	4,359.20	0.00% -	PPC (CR)	321,586	1.01% #
MYTILINEOS (CR)	4,260.59	0.39% #	OTE (CR)	315,898	0.00% -
JUMBO SA (CR)	3,830.67	1.35% #	ADMIE (IPTO) HOLDING S.A. (CR)	222,704	-1.13% €
PPC (CR)	3,198.13	1.01% #	INTRAKAT (CR)	194,196	0.32% #
TERNA ENERGY (CR)	2,528.72	-1.31% €	CENERGY HOLDINGS (CB)	168,726	0.57% #

Note: Stocks that are not included in the "Under Supervision" category, and the transactions value is more than 10,000 €.

Derivatives Summary

	Number of Trades	Volume	Open Interest
Index Futures	137	525	5,885
FTSE/Athex Banks	0	0	2,049
FTSE/Athex Large Cap	137	525	3,633
MSCI GREECE REBASED	0	0	203
Stock Futures	1,481	25,398	503,286
ADMIE (IPTO) HOLDING S.A. (CR)	63	1,424	18,819
AEGEAN AIRLINES (CR)	30	65	7,311
ALPHA SERVICES HOLD (CR)	313	13,783	215,410
AUTOHELLAS SA (CR)	6	7	136
AVAX S.A. (CR)	2	12	1,886
CC HBC AG (CR)	3	14	620
CENERGY HOLDINGS (CB)	19	171	5,872
ELLAKTOR (CR)	9	49	778
ELVALHALCOR (CR)	7	26	2,288
EUROBANK HOLDINGS (CR)	67	1,657	44,752
EYDAP S.A. (CR)	30	123	1,919
FOURLIS (CR)	18	41	738
GEK TERNA (CR)	21	93	6,980
HELLENIC EXCHANGES-A.S.E. (CR)	37	372	8,074
HELLENIQ ENERGY (CR)	36	190	1,410
INTRACOM HOLDINGS (CR)	77	614	5,845
INTRAKAT (CR)	73	591	6,660
JUMBO SA (CR)	9	19	267
LAMDA DEVELOPMENT SA (CR)	12	41	5,376
MIG (CR)	0	0	67
MOTOR OIL (CR)	47	233	1,466
MYTILINEOS (CR)	52	187	4,366
NATIONAL BANK (CR)	111	767	19,007
OPAP (CR)	56	886	3,171
OTE (CR)	40	138	11,414
P.P.A. S.A. (CR)	2	2	294
PIRAEUS FINANCIAL HOLD (CR)	162	2,278	75,965
PPC (CR)	69	530	29,811
QUEST HOLDINGS (CR)	2	6	213
TERNA ENERGY (CR)	70	907	16,579
TITAN CEMENT (CB)	2	2	684
VIOHALCO SA/NV (CB)	36	170	5,108
Index Options	5	36	1,917
FTSE/Athex Large Cap	5	36	1,917
Stock Options	2	10	1,143
ALPHA SERVICES HOLD (CR)	0	0	14
NATIONAL BANK (CR)	0	0	324
OPAP (CR)	0	0	187
OTE (CR)	0	0	85
PIRAEUS FINANCIAL HOLD (CR)	0	0	8
PPC (CR)	2	10	525
Total Derivatives Traded	1,625	25,969	512,231

Number of Outstanding Securities	Nominal Value	Dividends [1]			Date of Last Coupon		Note	Shares	Closing price	% change	Previous closing price/date	Open price	Price min	Price max	Last price	Avg price	Last Bid [7]	Last Ask [7]	P/E after tax	Year	Volume	Trades	Transactions Value[8]	Company Mkt Value (thou. €)	Year low	Year high	Sector[4]		
2020	2021	2022	Dividend [2]	Right																									
2,348,908,567	0.290	---	---	---	07/04/2008	18/04/2017	---	ALPHA SERVICES HOLD (CR)	1.419	-1.93	€	1.447	05/09/2023	1.4545	1.4125	1.457	1.419	1.424	500@1.42	100@1.43	---	---	6,698,188	4,044	9,540,398.57	3,333,101.26	1.0015	1.682	30101010
36,353,868	1.00	---	---	(0.025)	10/07/2023	21/08/2023	---	AUSTRIACARD (CB)	6.85	-2.14	€	7	05/09/2023	6.9	6.85	7	6.85	6.903	1074@6.85	200@6.95	---	---	6,218	78	42,922.85	249,024.00	5.2	7.7	10101010
48,624,764	0.080	0.23	0.46	0.65	24/04/2023	05/12/2022	---	AUTOHELLAS SA (CR)	13.88	1.61	€	13.66	05/09/2023	13.68	13.46	14.02	13.88	13.747	123@13.64	126@13.88	---	---	18,926	208	260,172.80	674,911.72	10.06	14.76	40201040
190,162,681	---	---	---	0.05	19/06/2023	07/12/2016	---	CENERGY HOLDINGS (CB)	7.12	0.57	€	7.08	05/09/2023	7.15	7.06	7.19	7.12	7.095	5@7.10	1218@7.12	---	---	168,726	606	1,197,152.60	1,353,958.29	3.015	7.4	50202010
372,553,049	6.70	0.64	0.71	0.78	25/05/2023	29/04/2013	---	CC HBC AG (CR)	25.93	-0.65	€	26.1	05/09/2023	26	25.82	26	25.93	25.901	16@25.96	1@26.01	---	---	17,813	140	461,376.28	9,660,300.56	21.54	29.91	45101020
3,710,677,508	0.220	---	---	---	02/05/2008	20/05/2019	---	EUROBANK HOLDINGS (CR)	1.5155	-1.21	€	1.534	05/09/2023	1.534	1.5025	1.548	1.5155	1.514	4644@1.51	14393@1.52	---	---	3,365,342	2,361	5,095,987.79	5,623,531.76	1.0495	1.72	30101010
52,131,944	1.00	---	0.1102	0.11	29/06/2023	23/07/2019	---	FOURLIS (CR)	4.315	-4.11	€	4.5	05/09/2023	4.4	4.305	4.5	4.315	4.366	3350@4.31	700@4.36	---	---	99,509	448	434,488.51	224,949.34	3.26	5	40401010
305,635,185	2.18	0.1	0.1	0.3	28/06/2023	01/10/2003	---	HELLENIC ENERGY (CR)	7.87	-0.38	€	7.9	05/09/2023	7.94	7.83	7.95	7.87	7.903	3828@7.87	500@7.90	---	---	54,447	325	430,274.73	2,405,348.91	6.93	8.68	60101020
83,600,000	0.760	---	---	---	03/07/2007	17/07/2023	---	INTRACOM HOLDINGS (CR)	2.2	-3.08	€	2.27	05/09/2023	2.29	2.2	2.305	2.2	2.226	3220@2.20	25@2.21	---	---	134,854	301	300,188.46	183,920.00	1.678	2.39	10101010
160,523,985	0.300	---	---	---	12/08/2008	30/12/2022	---	INTRAKAT (CR)	3.13	0.32	€	3.12	05/09/2023	3.15	3.07	3.15	3.13	3.104	139@3.10	9945@3.13	---	---	194,196	299	602,761.38	502,440.07	1.366	3.31	50101010
136,059,759	0.880	0.77	0.77	0.322	23/08/2023	05/03/2014	---	JUMBO SA (CR)	27.1	1.35	€	26.74	05/09/2023	27.1	26.52	27.12	27.1	26.881	139@26.96	100@27.12	---	---	142,503	1,187	3,830,671.30	3,687,219.47	15.61	29.2	40203045
176,736,715	0.300	---	---	---	30/05/2007	27/11/2019	---	LAMDA DEVELOPMENT SA (CR)	6.575	-0.08	€	6.58	05/09/2023	6.58	6.46	6.6	6.575	6.542	1@6.53	3700@6.59	---	---	55,762	348	364,818.31	1,162,043.90	5.505	7.42	35101010
24,377,795	0.230	---	---	0.04	03/07/2023	08/06/2022	---	PROFILE SA (CR)	4.58	-3.17	€	4.73	05/09/2023	4.75	4.58	4.75	4.58	4.618	1390@4.55	1328@4.60	---	---	43,812	176	202,305.23	111,650.30	2.575	4.96	10101010
107,222,688	0.440	---	(0.5667)	0.2	20/06/2023	16/03/2022	---	QUEST HOLDINGS (CR)	6.46	1.89	€	6.34	05/09/2023	6.34	6.2	6.46	6.46	6.321	2921@6.22	495@6.46	---	---	27,244	106	172,222.08	692,658.56	4.655	6.73	10101010
78,325,475	---	---	---	0.6	28/06/2023	23/07/2019	---	TITAN CEMENT (CB)	18	0.56	€	17.9	05/09/2023	17.9	17.8	18	18	17.895	9@17.92	34@18.00	---	---	25,831	405	462,251.94	1,409,858.55	12.04	19.44	50101030
259,189,761	0.02	0.1	0.12	0.12	19/06/2023	26/02/2016	---	VIOHALCO SA/INV (CB)	6.55	---	€	6.55	05/09/2023	6.67	6.47	6.67	6.55	6.538	1989@6.55	4@6.56	---	---	84,814	291	554,480.99	1,697,692.93	3.995	7.13	55102015
144,321,516	0.300	---	---	0.07	19/06/2023	22/01/2020	---	AVAX S.A. (CR)	1.456	-2.28	€	1.49	05/09/2023	1.494	1.45	1.5	1.456	1.464	500@1.45	500@1.47	---	---	107,705	317	157,675.70	210,132.13	0.748	1.786	50101010
232,000,000	2.12	0.1069	0.0854	0.0682	29/08/2022	19/06/2017	---	ADMIE (IPTO) HOLDING S.A. (CR)	2.185	-1.13	€	2.21	05/09/2023	2.21	2.175	2.215	2.185	2.194	3268@2.18	741@2.19	17.42	2022	222,704	385	488,711.93	506,920.00	1.64	2.52	65101015
90,167,100	0.500	---	---	---	03/06/2019	24/05/2021	---	AEGEAN AIRLINES (CR)	13.18	0.77	€	13.08	05/09/2023	13.2	13	13.3	13.18	13.18	3564@13.16	25@13.20	---	---	84,882	620	1,118,756.38	1,188,402.38	5.27	13.8	40501010
103,423,291	0.570	---	---	---	01/08/2011	23/08/2023	---	GEK TERNA (CR)	12.86	-0.77	€	12.96	05/09/2023	12.82	12.82	13.08	12.86	12.955	445@12.84	7@12.88	---	---	25,185	238	326,279.16	1,330,023.52	10.42	14.84	50101010
382,000,000	2.48	---	---	---	20/07/2015	12/12/2001	---	PPC (CR)	10	1.01	€	9.9	05/09/2023	9.94	9.85	10.08	10	9.945	600@9.98	44130@10.00	---	---	321,586	1,239	3,198,125.80	3,820,000.00	6.6	11.22	65101015
914,715,153	1.00	---	---	---	16/05/2008	29/08/2018	---	NATIONAL BANK (CR)	5.8	-1.06	€	5.862	05/09/2023	5.94	5.79	5.94	5.8	5.833	8044@5.80	8@5.81	---	---	1,021,663	2,149	5,959,135.25	5,305,347.89	3.746	6.514	30101010
375,241,586	0.390	0.01	0.03	0.06	26/06/2023	14/07/2006	---	ELVALHALCOR (CR)	2.045	-1.68	€	2.08	05/09/2023	2.08	2.045	2.09	2.045	2.064	1053@2.05	120@2.07	---	---	123,074	301	253,964.59	767,369.04	1.52	2.39	55102015
348,192,005	0.040	---	---	---	05/07/2011	16/07/2021	---	ELLAKTOR (CR)	2.345	---	€	2.345	05/09/2023	2.375	2.32	2.42	2.345	2.344	26@2.33	1687@2.35	---	---	57,840	188	135,567.30	816,510.25	1.706	2.7	50101010
60,348,000	0.420	0.07	0.1515	0.1565	14/06/2023	04/08/2021	---	HELLENIC EXCHANGES-A.S.E. (CR)	4.985	-0.20	€	4.995	05/09/2023	5	4.98	5.07	4.985	5	855@4.98	157@4.99	---	---	61,171	226	305,832.17	300,834.78	3.09	6.13	30202015
106,500,000	0.600	---	0.28	---	05/09/2022	13/09/2021	---	EYDAP S.A. (CR)	6.31	-2.77	€	6.49	05/09/2023	6.41	6.3	6.55	6.31	6.363	1802@6.31	752@6.40	---	---	63,045	444	401,133.92	672,015.00	6.06	7.34	65102030
110,782,980	0.750	---	0.9054	1.6299	26/06/2023	04/11/2013	---	MOTOR OIL (CR)	23.68	0.85	€	23.48	05/09/2023	23.48	23.04	23.68	23.68	23.479	3434@23.46	847@23.70	---	---	105,447	965	2,475,758.14	2,623,340.97	20.84	25.82	60101020
142,891,161	0.970	0.378	0.4341	1.24	27/06/2023	07/07/2017	---	MYTILINEOS (CR)	36.12	0.39	€	35.98	05/09/2023	35.98	35.7	36.46	36.12	36.048	2138@36.10	13@36.14	---	---	118,192	1,351	4,260,588.20	5,161,228.74	19.94	38.3	50203000
370,062,741	0.300	0.55	0.6	1	06/06/2023	19/06/2023	---	OPAP (CR)	16.31	-0.55	€	16.4	05/09/2023	16.4	16.18	16.52	16.31	16.373	677@16.31	128@16.33	---	---	533,545	3,209	8,735,995.08	6,035,723.31	13.0232	16.9242	40501020
426,247,547	2.83	0.6879	0.8231	0.5888	05/07/2023	18/06/1998	---	OTE (CR)	13.78	---	€	13.78	05/09/2023	13.71	13.71	13.95	13.78	13.799	580@13.77	961@13.79	---	---	315,898	1,375	4,359,199.34	5,873,691.20	12.57	15.81	15102015
1,250,367,223	0.930	---	---	---	16/05/2008	14/04/2021	---	PIRAEUS FINANCIAL HOLD (CR)	3.12	1.04	€	3.088	05/09/2023	3.09	3.03	3.12	3.12	3.083	4000@3.11	93348@3.12	---	---	4,269,004	4,931	13,160,502.37	3,901,145.74	1.43	3.596	30101010
66,850,563	0.780	0.2239	0.1493	0.1495	09/05/2023	13/06/2018	---	GR. SARANTIS S.A. (CR)	7.89	0.64	€	7.84	05/09/2023	7.84	7.74	7.95	7.89	7.877	150@7.74	240@7.98	---	---	15,811	111	124,536.78	527,450.94	6.39	8.46	45201020
118,105,090	0.300	0.3407	0.3411	0.3798	26/06/2023	05/03/2020	---	TERNA ENERGY (CR)	16.52	-1.31	€	16.74	05/09/2023	16.62	16.5	16.88	16.52	16.719	10@16.51	120@16.53	---	---	151,252	1,157	2,528,722.24	1,951,096.09	15.92	21.34	65101010

Main Market - Medium Liquidity Class

13,126,020	0.660	0.0837	0.1163	0.1158	26/07/2023	04/09/2020	---	AS COMPANY SA (CR)	2.5	---	€	2.5	05/09/2023	2.47	2.47	2.5	2.5	2.471	210@2.46	945@2.50	---
------------	-------	--------	--------	--------	------------	------------	-----	--------------------	-----	-----	---	-----	------------	------	------	-----	-----	-------	----------	----------	-----

Daily Official List

Year: 144 Trading Day No: 169

Section 2: Analytic Figures of Shares Transactions

Wednesday, 6 September, 2023

Number of Outstanding Securities	Nominal Value	Dividends [1]			Date of Last Coupon		Note	Shares	Closing price	% change	Previous closing price/date	Open price	Price min	Price max	Last price	Avg price	Last Bid [7]	Last Ask [7]	P/E after tax	Year	Volume	Trades	Transactions Value[8]	Company Mkt Value (thou. €)	Year low	Year high	Sector[4]	
		2020	2021	2022	Dividend [2]	Right																						
151,654,947	0.040	---	---	---	01/07/2008	21/02/2020	---	AVE (CR)	0.542	-1.81	€	0.552	05/09/2023	0.558	0.542	0.558	0.542	0.54440000@0.540	2437@0.558	---	---	9,503	5	5,170.67	82,196.98	0.506	0.586	40301010
35,764,593	2.10	0.06	0.075	0.1046	02/05/2023	25/11/2019	---	BRIQ PROPERTIES (CR)	1.95	-2.01	€	1.99	05/09/2023	1.99	1.95	1.99	1.95	1.962 4500@1.95	200@1.96	---	---	20,200	48	39,639.20	69,740.96	1.9	2.11	35102030
101,123,806	0.360	---	---	---	22/07/2010	28/06/2011	---	CENTRIC HOLDINGS (CR)	0.39	-0.76	€	0.393	05/09/2023	0.404	0.389	0.404	0.39	0.391 60@0.390	1500@0.394	---	---	14,881	23	5,823.88	39,438.28	0.263	0.457	40203040
784,500	10.00	---	0.3	---	24/05/2022	31/07/2018	---	CNL CAPITAL (CR)	6.7	1.52	P	6.6	05/09/2023	6.6	6.6	6.7	6.7	6.633 100@6.60	100@6.70	-(6)-	2022	150	3	995.00	5,256.15	5	8	30202010
10,365,100	0.300	---	---	---	06/10/2005	13/02/2002	---	CPI SA (CR)	0.67	---	~	0.67	05/09/2023	0.686	0.656	0.686	0.67	0.66 1700@0.658	1301@0.670	---	---	7,194	21	4,750.07	6,944.62	0.548	0.892	10102030
18,680,300	0.050	---	---	---	06/07/2022	---	---	DIMAND (CR)	11.9	-0.42	€	11.95	05/09/2023	12	11.8	12	11.9	11.915 200@11.70	962@11.90	---	---	9,084	72	108,234.95	222,295.57	11	14.9	35101010
54,200,000	0.075	---	0.035	0.074	18/07/2023	23/11/2021	---	EPSILON NET (CR)	11.28	-1.74	€	11.48	05/09/2023	11.32	11.28	11.58	11.28	11.431 299@11.28	51@11.30	---	---	20,962	264	239,613.20	611,376.00	6.2	11.78	10101015
40,134,921	0.400	---	---	---	30/08/1993	26/06/2023	---	IDEAL HOLDINGS (CR)	5.11	-1.35	€	5.18	05/09/2023	5.19	5.09	5.2	5.09	5.132 122@5.09	1000@5.13	---	---	4,634	31	23,782.62	205,089.45	3.38	5.72	10102030
167,868,482	0.300	---	---	---	20/08/2007	28/11/2022	---	LAVIPHARM SA (CR)	0.7	-0.85	€	0.706	05/09/2023	0.694	0.692	0.71	0.7	0.699 2850@0.696	150@0.702	---	---	39,827	60	27,847.50	117,507.94	0.366	0.78	20103015
4,740,000	0.860	---	---	---	14/03/2003	---	---	LOGISMOS S.A. (CR)	1.33	---	~	1.33	05/09/2023	---	---	---	---	100@1.25	720@1.33	-(6)-	2022	---	---	---	6,304.20	0.91	1.41	10101015
17,120,280	0.940	0.06	0.06	---	27/06/2022	26/06/2023	---	LOULIS FOOD (CR)	3.2	-0.93	€	3.23	05/09/2023	3.24	3.18	3.29	3.2	3.232 400@3.18	50@3.21	---	---	7,451	19	24,078.94	54,784.90	2.38	3.7	45102020
4,419,616	1.58	---	---	0.1531	10/07/2023	04/03/2015	---	MEDICON S.A (CR)	3.78	---	~	3.78	05/09/2023	3.84	3.66	3.84	3.78	3.703 30@3.72	426@3.78	---	---	8,619	54	31,920.27	16,706.15	3.4	4.4	20102010
468,700	2.24	3.42	---	---	03/05/2022	21/05/2004	---	MERMEREN KOMB. A.D. PR. (GDR)	45	2.27	P	44	05/09/2023	44	44	46	46	45 5@38.40	10@42.20	1.50	2022	10	4	450.00	21,091.50	31	59	55102000
10,500,000	0.950	---	---	---	24/06/2008	21/07/2023	---	MEVACO SA (CR)	4.12	---	~	4.12	05/09/2023	---	---	---	---	260@3.78	250@4.12	13.66	2022	---	---	---	43,260.00	2.52	4.22	55102015
31,317,025	0.400	---	---	---	26/04/2007	10/05/2023	---	MIG (CR)	4.085	0.62	P	4.06	05/09/2023	4.06	3.98	4.085	4.085	4.008 20@3.96	63@4.09	---	---	2,995	42	12,003.88	127,930.05	0.987	8.4	30202000
87,127,162	0.500	---	---	---	08/06/2023	28/07/2021	---	PREMIA (CR)	1.256	-1.41	€	1.274	05/09/2023	1.276	1.256	1.278	1.256	1.271 1604@1.26	1000@1.26	---	---	15,810	51	20,092.97	109,431.72	1.07	1.41	35102000
27,345,120	0.280	---	---	---	18/07/2005	26/02/2014	---	QUALITY & RELIABILITY SA (CR)	0.746	-0.53	€	0.75	05/09/2023	0.752	0.742	0.754	0.746	0.748 100@0.738	403@0.746	---	---	9,774	32	7,306.29	20,399.46	0.465	0.824	10101010
6,456,530	1.08	0.0804	0.12	0.1314	17/07/2023	02/08/2010	---	SPACE HELLAS SA (CR)	8.32	-0.72	€	8.38	05/09/2023	8.2	8.02	8.32	8.32	8.183 20@8.28	240@8.32	---	---	850	11	6,955.20	53,718.33	5.28	10	15101010
17,190,046	0.290	---	---	---	16/11/1992	30/11/2022	---	UNIBIOS (CR)	1.125	1.81	P	1.105	05/09/2023	1.105	1.1	1.14	1.125	1.124 1000@1.11	850@1.13	---	---	16,555	48	18,599.84	19,338.80	0.558	1.31	50204000
32,413,681	0.370	---	---	---	15/07/2009	11/05/2000	---	ALUMIL (CR)	3.49	0.87	P	3.46	05/09/2023	3.44	3.43	3.52	3.49	3.497 36@3.47	499@3.50	---	---	10,061	58	35,187.65	113,123.75	1.986	4.26	55102035
3,534,269	3.44	(0.4452)	0.8907	---	22/05/2023	19/07/2022	---	ANDROMEDA SA (CR)	7.18	---	~	7.18	05/09/2023	7.18	7	7.2	7.18	7.113 200@6.94	80@7.18	---	2022	2,769	35	19,696.10	25,376.05	5.9	7.4	30204000
18,810,000	0.400	---	---	---	08/07/2010	14/11/2007	---	VARVERIS - MODA BAGNO SA (CR)	0.78	-2.50	€	0.8	05/09/2023	0.78	0.78	0.78	0.78	0.78 3000@0.750	9950@0.780	---	---	50	1	39.00	14,671.80	0.6	0.83	40401025
23,986,500	1.04	---	---	---	26/06/2009	28/08/2023	---	BIOKARPET S.A.(CR)	2.9	---	~	2.9	05/09/2023	2.9	2.85	2.94	2.9	2.868 10@2.90	500@2.95	---	---	2,669	25	7,653.82	69,560.85	1.5	3.47	50101035
6,325,000	0.600	---	0.19	0.153	03/07/2023	17/02/2014	---	VOYATZOGLOU (CR)	2.5	---	~	2.5	05/09/2023	---	---	---	---	12@2.46	1191@2.48	---	---	---	---	---	15,812.50	1.97	2.8	50205010
24,060,000	0.300	0.035	0.055	0.075	25/04/2023	01/07/2019	---	GEN. COMMERCIAL & IND.SA (CR)	1.8	-1.10	€	1.82	05/09/2023	1.81	1.76	1.82	1.8	1.78 535@1.77	35@1.80	11.13	2022	765	7	1,361.66	43,308.00	1.175	2.11	50205010
15,878,748	0.480	---	---	---	10/07/2006	22/03/2004	---	DOMIKI KRITIS SA (CR)	3.18	-0.31	€	3.19	05/09/2023	3.29	3.1	3.3	3.18	3.155 15@3.13	5907@3.18	---	---	19,517	82	61,566.40	50,494.42	0.71	3.52	50101010
34,720,000	0.310	---	---	---	16/06/2010	01/08/2007	---	DROMEAS SA (CR)	0.372	-2.11	€	0.38	05/09/2023	0.37	0.368	0.379	0.376	0.371 1150@0.368	1000@0.374	---	---	2,400	6	891.57	12,915.84	0.3	0.45	40202015
13,673,200	0.880	---	---	---	18/07/2008	26/07/2001	---	EVROFARMA SA (CR)	0.97	1.04	P	0.96	05/09/2023	0.925	0.925	0.98	0.97	0.955 500@0.935	80@0.970	---	---	936	18	894.27	13,263.00	0.684	1.14	45102020
11,250,000	0.520	---	0.0405	0.08	07/08/2023	09/11/2015	---	EKTER SA (CR)	2.53	-1.94	€	2.58	05/09/2023	2.55	2.52	2.65	2.53	2.575 874@2.52	203@2.57	---	---	48,138	149	123,935.95	28,462.50	1.33	3.34	50101010
18,410,839	1.00	0.027	0.262	0.202	23/08/2023	10/09/2010	---	ELASTRON (CR)	3.1	1.31	P	3.06	05/09/2023	3.06	2.94	3.1	3.1	3.005 93@3.07	100@3.11	---	---	32,883	147	98,827.89	57,073.60	2.21	3.82	55102010
60,295,607	0.240	---	---	---	09/07/2007	01/07/2021	---	ELGEKA SA (CR)	0.566	---	~	0.566	05/09/2023	0.566	0.566	0.566	0.566	0.56650131@0.566	670@0.598	---	---	4,010	4	2,269.66	34,127.31	0.38	0.6	45201010
23,828,130	0.500	---	0.0737	---	18/07/2022	17/02/2009	---	ELINOIL S.A. (CR)	2.59	-0.77	€	2.61	05/09/2023	2.52	2.5	2.59	2.59	2.516 250@2.52	199@2.59	---	---	1,619	11	4,072.80	61,714.86	1.82	2.83	60101020
19,864,886	5.60	0.672	0.672	0.672	20/04/2023	02/07/2008	---	BANK OF GREECE (CR)	16.65	-0.30	€	16.7	05/09/2023	16.7	16.6	16.7	16.65	16.635 105@16.65	100@16.85	---	---	1,514	31	25,184.65	330,750.35	15.55	18	30101010
26,730,187	0.520	0.08	0.1	0.12	29/06/2023	01/08/2017	---	ELTON SA (CR)	2.57	---	~	2.57	05/09/2023	2.58	2.5	2.58	2.57	2.543 200@2.56	2344@2.57	---	---	20,676	74	52,585.68	68,696.58	2.08	2.92	50205010
30,000,000	0.050	0.06	0.09	0.1	09/06/2023	11/06/2020	---	ENTERSOFT (CR)	6.06	---	~	6.06	05/09/2023	6.1	5.98	6.1	6.06	6.071 1060@5.98	328@6.06	---	---	10,100	52	61,318.02	181,800.00	3.61	6.36	10101015
36,300,000	1.12	0.223	0.2186	---	14/09/2022	12/12/2007	---	THESSALONIKA WATER & SEWERAGE	3.33	-1.48	€	3.38	05/09/2023	3.4	3.3	3.4	3.33	3.329 235@3.32	300@3.37	---	---	29,916	126	99,599.15	120,879.00	3.21	3.92	65102030
14,833,480	0.300	---	---	---	02/06/2010	04/02/2022	---	EUROCONSULTANTS S.A. (CR)	1.12	-0.44																		

Section 2: Analytic Figures of Shares Transactions

Wednesday, 6 September, 2023

Number of Outstanding Securities	Nominal Value	Dividends [1]			Date of Last Coupon		Note	Shares	Closing price	% change	Previous closing price/date	Open price	Price min	Price max	Last price	Avg price	Last Bid [7]	Last Ask [7]	P/E after tax	Year	Volume	Trades	Transactions Value[8]	Company Mkt Value (thou. €)	Year low	Year high	Sector[4]	
		2020	2021	2022	Dividend [2]	Right																						
8,226,132	0.450	---	---	0.02	17/07/2023	13/10/2014	---	ILYDA S.A. (CR)	1.525	0.33 P	1.52	05/09/2023	1.5	1.5	1.55	1.52	1.53	350@1.49	1052@1.52	9.77	2022	2,050	10	3,135.50	12,544.85	1.055	1.92	10101015
2,566,836	0.440	---	0.016	0.016	03/07/2023	09/01/2007	---	INTERWOOD-XYLEMPORIA (PR)	0.38	-2.56 E	0.39	05/09/2023	0.38	0.38	0.38	0.38	0.38	1200@0.364	1504@0.408	---	---	100	1	38.00	14,969.97	0.192	0.5	50101020
34,986,430	0.440	---	---	---	25/07/2008	23/02/2010	---	INTERWOOD-XYLEMPORIA (CR)	0.4	---	0.4	05/09/2023	0.4	0.399	0.405	0.4	0.402	5@0.399	779@0.400	---	---	49,521	42	19,905.87	14,969.97	0.1975	0.49	50101020
18,567,912	0.590	0.12	0.24	---	05/07/2023	26/01/2021	---	INTERLIFE G.C.I.(CR)	4.46	-1.33 E	4.52	05/09/2023	4.54	4.38	4.54	4.46	4.443	180@4.42	290@4.46	---	2022	1,440	11	6,397.80	82,812.89	3.47	4.95	30302025
8,424,900	0.500	---	---	---	12/07/2010	04/07/2019	---	INTERTECH SA (CR)	1.48	-1.66 E	1.505	05/09/2023	1.505	1.435	1.505	1.48	1.467	5@1.46	186@1.48	25.55	2022	6,740	25	9,888.53	12,468.85	0.92	1.72	50205010
19,804,134	0.150	---	---	---	01/07/2004	06/11/2017	---	KEKROPS SA (CR)	1.2	-1.24 E	1.215	05/09/2023	1.2	1.18	1.2	1.2	1.188	200@1.18	74@1.20	2.28	2022	3,306	10	3,928.45	23,764.96	0.903	1.4	35101010
40,219,218	0.260	---	---	---	29/08/2022	10/06/2019	---	KLOUKINAS - LAPPAS SA (CR)	1.19	3.93 P	1.145	05/09/2023	1.165	1.165	1.205	1.19	1.184	1220@1.17	237@1.20	---	---	83,699	137	99,089.13	47,860.87	0.5	1.265	50101010
11,510,102	0.890	---	---	---	24/06/2005	06/10/1999	---	NAFPAKTOS TEXTILE (CR)	1.2	0.84 P	1.19	05/09/2023	1.2	1.2	1.2	1.2	1.2	200@1.16	231@1.18	---	---	300	2	360.00	13,812.12	0.91	1.31	55101020
21,224,340	0.420	0.0035	0.02	---	06/09/2022	25/04/2006	---	KORDELLOS BROS SA (CR)	0.616	-1.60 E	0.626	05/09/2023	0.626	0.604	0.638	0.616	0.614	100@0.614	2300@0.616	5.41	2022	8,520	16	5,229.33	13,074.19	0.462	0.74	55102010
33,065,136	0.380	0.2	0.2001	0.2004	24/08/2023	16/09/2013	---	KRI-KRI S.A. (CR)	8	-0.99 E	8.08	05/09/2023	8.06	7.94	8.1	8	8.008	450@7.98	250@8.08	83.31	2022	25,170	36	201,573.42	264,521.09	6.08	9.8	45102020
7,595,160	0.600	---	---	---	10/09/2019	18/08/2010	---	KIRIAKOULIS SHIPPING SA (CR)	1.05	---	1.05	05/09/2023	---	---	---	---	---	100@1.01	70@1.05	---	---	---	---	---	7,974.92	0.868	1.265	40501015
6,200,000	0.500	---	---	---	22/06/2010	01/11/1995	---	MINERVA KNITWEAR (CR)	0.61	-3.18 E	0.63	05/09/2023	0.6	0.6	0.61	0.61	0.6	500@0.565	180@0.610	---	---	623	6	374.00	3,782.00	0.414	0.68	40204020
5,939,268	0.620	---	---	---	10/07/2003	03/01/2002	---	LANAKAM SA (CR)	1.09	-6.03 E	1.16	05/09/2023	1.07	1.07	1.1	1.09	1.09	35@1.08	333@1.09	---	---	3,065	12	3,340.85	6,473.80	0.716	1.4	40401020
9,819,370	0.500	---	---	---	14/08/2007	09/01/2004	---	MATHIOS REFRACTORY SA (CR)	1.42	---	1.42	05/09/2023	1.41	1.41	1.42	1.42	1.419	4000@1.31	613@1.42	---	---	1,500	3	2,128.97	13,943.51	0.565	1.6	55101000
30,150,000	0.360	0.02	0.0401	0.0908	15/06/2023	25/04/2019	---	MOTODYNAMICS S.A. (CR)	3.22	0.94 P	3.19	05/09/2023	3.22	3.15	3.24	3.22	3.194	91@3.17	145@3.22	---	---	7,238	64	23,116.58	97,083.00	2.04	3.77	40401030
43,200,000	1.00	---	0.0824	---	07/09/2022	14/06/2022	---	MPLKEDROS (CR)	2.73	---	2.73	05/09/2023	2.72	2.71	2.73	2.73	2.718	100@2.72	100@2.73	---	---	7,150	20	19,432.50	117,936.00	2.19	2.8	35102000
25,000,000	2.00	0.4	0.628	1.04	07/08/2023	08/08/2003	---	P.P.A. S.A. (CR)	22.45	2.51 P	21.9	05/09/2023	21.85	21.7	22.45	22.45	22.102	50@22.10	42@22.45	10.61	2022	19,674	431	434,825.35	561,250.00	15.86	23.35	50206060
4,971,466	1.46	---	---	---	04/07/2007	08/10/2003	---	PAIRIS SA (CR)	1.25	-0.79 E	1.26	05/09/2023	1.185	1.18	1.255	1.25	1.235	1364@1.19	470@1.25	---	---	1,414	9	1,746.55	6,214.33	0.83	1.47	50203030
27,098,594	0.540	0.07	0.05	0.0401	22/05/2023	14/01/2021	---	PAPOUTSANIS (CR)	2.25	-2.17 E	2.3	05/09/2023	2.31	2.25	2.31	2.25	2.269	494@2.25	470@2.27	20.32	2022	2,006	9	4,552.10	60,971.84	2.22	2.51	45201020
7,070,400	0.930	0.1081	0.3242	0.2593	03/07/2023	06/05/2016	---	PETROPOULOS PETROS (CR)	8.88	-0.22 E	8.9	05/09/2023	8.96	8.72	8.98	8.9	8.888	80@8.78	250@8.92	---	---	5,750	41	51,104.20	62,785.15	5.9	9.22	50206015
43,741,452	0.660	0.16	0.2723	0.2629	31/05/2023	01/11/1999	---	THRACE PLASTICS SA (CR)	4.785	-0.83 E	4.825	05/09/2023	4.875	4.72	4.915	4.785	4.805	21@4.79	50@4.85	---	---	20,639	163	99,173.68	209,302.85	3.76	5.68	50203015
21,912,599	0.300	---	---	0.048	18/05/2023	23/02/2007	---	REVOIL (CR)	2	-2.44 E	2.05	05/09/2023	2.05	1.98	2.1	2	2.004	300@1.98	895@2.00	---	---	24,310	30	48,710.67	43,825.20	1.21	2.3	60101020
13,582,223	1.35	---	---	---	24/06/2008	02/02/2016	---	SIDMA STEEL (CR)	2.84	1.07 P	2.81	05/09/2023	2.89	2.83	2.89	2.84	2.84	250@2.75	1845@2.84	---	---	1,045	16	2,967.66	38,573.51	1.85	3.3	55102010
40,693,350	5.00	---	---	---	03/07/2006	26/05/2015	---	TECHNICAL OLYMPIC SA (CR)	2.76	1.10 P	2.73	05/09/2023	2.73	2.71	2.79	2.76	2.737	382@2.71	271@2.75	---	---	7,152	41	19,573.58	112,313.65	1.76	3.12	40202010
3,048,000	0.300	---	---	---	06/07/2007	01/06/2021	---	TZIRAKIAN PROFIL (CR)	2.14	1.91 P	2.1	05/09/2023	2.14	2.14	2.14	2.14	2.14	100@2.06	30@2.13	37.49	2022	10	1	21.40	6,522.72	1.755	2.39	55102010
10,203,575	0.730	---	---	---	16/07/2007	18/10/1999	---	FIERATEX SA (CR)	0.48	-3.81 E	0.499	05/09/2023	0.48	0.48	0.48	0.48	0.48	500@0.471	1000@0.496	---	2022	1,000	1	480.00	4,897.72	0.351	0.56	55101020
8,340,750	1.16	---	---	---	25/06/2009	17/09/2018	---	HAIDEMENOS SA (CR)	0.68	0.74 P	0.675	05/09/2023	0.6	0.6	0.68	0.68	0.659	100@0.650	489@0.680	---	2022	124	7	81.68	5,671.71	0.452	0.8	50205030

Main Market - Low Liquidity Class

14,000,000	4.15	---	3.42	0.26	19/07/2023	29/06/1999	---	ALPHA REAL ESTATE SA(CR)	7.5	-1.83 E	7.64	05/09/2023	7.52	7.46	7.68	7.68	7.499	8@7.50	645@7.68	---	---	365	10	2,737.20	105,000.00	6.68	9.22	35101015
45,033,921	0.050	---	---	---	04/06/2008	27/03/2023	---	ATTICA BANK S.A. (CR)	12.26	---	12.26	05/09/2023	12.26	12.26	12.26	12.26	12.26	10@12.26	100@12.36	---	---	126	1	1,544.76	552,115.87	10.62	48.75	30101010
11,869,224	0.540	0.087	0.136	0.15	03/07/2023	30/08/2019	---	FLEXOPACK SA (CR)	8.05	---	8.05	05/09/2023	7.9	7.9	7.9	7.9	7.9	10@8.00	250@8.40	---	---	10	1	79.00	95,547.25	7.45	9.45	50203030
10,500,000	4.00	0.37	0.29	0.3	16/05/2023	02/08/2016	---	INTERCONTINENTAL (CR)	6.3	---	6.3	05/09/2023	6.45	6.45	6.45	6.45	6.45	189@6.30	200@6.45	12.02	2022	50	4	322.50	66,150.00	6.15	6.85	35102000
57,434,884	1.17	---	---	---	05/06/2008	12/06/2009	---	REDS S.A. (CR)	2.39	---	2.39	05/09/2023	2.39	2.39	2.39	2.39	2.39	205@2.39	510@2.42	---	---	450	2	1,075.50	137,269.37	2.2	3	35101010
152,360,643	0.500	0.01	0.02	0.03	23/06/2023	10/06/2020	---	TRASTOR REAL EST. INV. CO.(CR)	1.06	---	1.06	05/09/2023	---	---	---	---	---	300@1.06	1500@1.16	---	---	---	---	---	161,502.28	0.965	1.23	35102000
15,300,000	0.300	---	---	---	30/07/2009	13/12/1999	---	ATTICA PUBLICATIONS SA (CR)	0.35	---	0.35	05/09/2023	---	---	---	---	---	616@0.324	499@0.360	---	---	---	---	---	5,355.00	0.236	0.39	40301030
15,000,000	0.300	---	---	---	06/07/2007	18/07/2000	---	DAIOS PLASTICS SA (CR)	3.3	---	3.3	05/09/2023	3.14	3.14	3.14	3.14	3.14	200@3.20	89@3.54	---	---	50	1	157.00	49,500.00	2.92	3.54	50203015
3,307,500	0.210	---	---	---	11/08/2010	30/11/2022	---	ELVE SA (CR)	5.7	---	5.7	05/09/2023	5.45	5.45	5.45	5.45	5.45	8@5.55	1000@5.70	22.47	2022	7	1	38.15	18,852.75	4.54	5.8	40204020
2,760,000	11.83	9.4	11	11.8	14/06																							

Daily Official List

Year: 144 Trading Day No: 169

Section 2: Analytic Figures of Shares Transactions

Wednesday, 6 September, 2023

Number of Outstanding Securities	Nominal Value	Dividends [1]			Date of Last Coupon		Note	Shares	Closing price	% change	Previous closing price/date	Open price	Price min	Price max	Last price	Avg price	Last Bid [7]	Last Ask [7]	P/E after tax	Year	Volume	Trades	Transactions Value[8]	Company Mkt Value (thou. €)	Year low	Year high	Sector[4]		
2020	2021	2022	Dividend [2]	Right																									
6,700,000	0.800	0.179	0.047	0.047	23/08/2023	29/05/2014	---	MILLS KEPENOS (CR)	2.52	---	2.52	05/09/2023	---	---	---	---	500@2.32	189@2.62	18.62	2022	---	---	---	16,884.00	1.93	2.7	45102020		
18,017,472	0.360	---	---	---	09/09/2022	28/08/2017	---	KTIMA KOSTAS LAZARIDIS SA (CR)	1.89	---	1.89	05/09/2023	1.84	1.84	2.02	2	1.891	800@1.89	46@1.98	---	---	350	8	662.00	34,053.02	1.55	2.06	45101015	
21,364,000	1.12	---	---	0.4	21/08/2023	08/03/2023	---	LAMPASA HOTEL SA (CR)	29	---	29	05/09/2023	---	---	---	---	100@28.60	100@29.00	---	---	---	---	---	619,556.00	20.6	29.8	40501025		
32,188,050	1.04	---	---	---	21/07/2008	20/01/2000	---	MOUZAKIS (CR)	0.64	---	0.64	05/09/2023	0.64	0.64	0.64	0.64	0.64	945@0.640	20@0.655	---	---	55	1	35.20	20,600.35	0.64	0.806	55101020	
8,321,682	0.670	---	---	---	17/08/2007	23/11/1999	---	N. LEVENTERIS (CR)	0.312	---	0.312	05/09/2023	0.292	0.292	0.292	0.292	0.292	1180@0.292	1820@0.342	---	2022	1,500	1	438.00	3,451.93	0.22	0.364	55102010	
2,160,524	0.670	---	---	---	03/12/2018	23/11/1999	---	N. LEVENTERIS (PR)	0.396	---	0.396	05/09/2023	---	---	---	---	---	4014@0.426	---	---	2022	---	---	---	3,451.93	0.218	0.434	55102010	
6,340,000	0.600	0.134	0.17	0.1	09/12/2022	12/01/2023	---	NAKAS MUSIC	2.86	---	2.86	05/09/2023	---	---	---	---	20@2.60	480@2.86	---	---	---	---	---	18,132.40	2.16	2.98	40401030		
10,080,000	3.00	1.42	1.5	1.45	11/05/2023	27/08/2001	---	TPA SA (CR)	24.3	-0.82	24.5	05/09/2023	24.3	24.1	24.3	24.1	24.295	215@24.10	100@24.50	---	---	606	14	14,723.00	244,944.00	22.7	26.3	50206060	
27,379,200	0.980	---	---	0.45	01/08/2023	29/08/2022	---	CRETE PLASTICS SA (CR)	15.7	-1.88	16	05/09/2023	15.7	15.7	15.7	15.7	200@15.30	350@16.20	---	---	---	---	260	2	4,082.00	429,853.44	14.7	17.9	50203015
255,494,534	2.71	0.352	0.279	0.255	16/06/2023	30/09/2021	---	PRODEA (CR)	7	---	7	05/09/2023	---	---	---	---	100@7.05	550@7.40	---	---	---	---	---	---	1,788,461.74	7	8.6	35102000	
4,181,450	0.500	---	---	---	21/08/2000	05/03/2002	---	FLOUR MILLS SARANTOPOULOS SA	1.16	---	1.16	05/09/2023	---	---	---	---	---	---	---	---	---	---	---	---	4,850.48	0.875	1.5	45102020	

Exchange Traded Funds (ETFs)

924,675	---	---	---	---	15/06/2016	---	---	ALPHA ETF FTSE Athex Large Cap	30.9	---	30.9	05/09/2023	---	---	---	---	350@28.17	---	---	---	---	---	---	---	---	22.5	35	12003
---------	-----	-----	-----	-----	------------	-----	-----	--------------------------------	------	-----	------	------------	-----	-----	-----	-----	-----------	-----	-----	-----	-----	-----	-----	-----	-----	------	----	-------

Surveillance

356,314,416	0.060	---	---	---	07/07/2010	21/09/2017	5160	FRIGOGLASS SA (CR)	0.0695	-2.80	0.0715	05/09/2023	0.0735	0.0695	0.0735	0.0695	0.071	6000@0.069	38250@0.070	---	---	105,020	23	7,418.69	24,763.85	0.05	0.158	50204000	
65,326,268	0.530	---	---	---	04/07/2007	19/07/2006	4750	SATO SA (CR)	0.043	---	0.043	05/09/2023	0.04	0.04	0.04	0.04	0.04	1000@0.039	2000@0.040	---	---	2,200	1	88.00	2,809.03	0.018	0.069	40202015	
13,191,620	0.620	---	---	---	04/08/2010	09/09/2002	5232	YALCO - CONSTANTINOU (CR)	0.206	---	0.206	05/09/2023	---	---	---	---	---	2000@0.186	3000@0.226	---	---	---	---	---	2,717.47	0.12	0.28	40202020	
13,000,000	1.00	---	---	---	01/08/2007	07/04/2000	5093	AKRITAS SA (CR)	0.65	---	0.65	05/09/2023	0.585	0.585	0.585	0.585	0.585	---	14210@0.630	---	---	40	3	23.40	8,450.00	0.414	0.67	50101035	
221,519,681	0.300	---	---	---	02/07/2008	28/02/2011	4957	ANEK LINES SA (CR)	0.262	---	0.262	05/09/2023	0.262	0.262	0.262	0.262	0.262	5000@0.260	2500@0.274	---	---	58,800	18	15,405.60	58,951.55	0.177	0.3	40501015	
312,163	0.300	---	---	---	02/07/2008	28/02/2011	4959	ANEK LINES SA (PR, issue '90)	0.072	---	0.072	05/09/2023	---	---	---	---	---	39930@0.079	---	---	---	---	---	---	58,951.55	0.072	0.086	40501015	
2,969,713	0.300	---	---	---	02/07/2008	28/02/2011	4958	ANEK LINES SA (PR, issue '96)	0.3	---	0.3	05/09/2023	0.3	0.3	0.3	0.3	0.3	286@0.300	---	---	---	3,333	1	999.90	58,951.55	0.173	0.38	40501015	
17,579,754	4.16	---	---	---	18/08/2006	02/08/2010	---	BIOTER SA (CR)	0.298	0.68	0.296	05/09/2023	0.298	0.298	0.298	0.298	0.298	1749@0.276	3400@0.298	---	---	11,500	3	3,427.00	5,238.77	0.198	0.398	50101010	
54,654,600	0.050	---	---	---	01/07/1998	30/12/2022	5275	VIS SA (CR)	0.322	---	0.322	05/09/2023	0.34	0.34	0.34	0.34	0.34	3834@0.310	18859@0.340	---	2022	770	5	261.80	17,598.78	0.136	0.378	50203030	
51,754,364	0.300	---	---	---	23/12/2003	24/01/2007	5197	SELECTED TEXT. IND. ASSOC (CR)	0.145	3.57	0.14	05/09/2023	0.144	0.144	0.145	0.145	0.145	70@0.144	500@0.145	---	---	12,000	4	1,738.00	7,504.38	0.11	0.202	55101020	
371,337,000	0.300	---	---	---	30/05/2013	01/07/2022	---	INTRALOT (CR)	0.72	2.86	0.7	05/09/2023	0.715	0.715	0.72	0.72	0.719	1302@0.715	16713@0.720	---	---	215,052	80	154,618.38	267,362.64	0.565	0.765	40501020	
15,842,391	1.51	---	---	---	15/07/2009	12/05/2000	5141	BITROS HOLDING SA (CR)	0.5	-9.91	0.555	05/09/2023	0.5	0.5	0.5	0.5	0.5	1904@0.505	900@0.545	---	---	5,606	6	2,803.00	7,921.20	0.376	0.82	55102010	
24,319,250	0.300	---	---	---	09/07/2002	04/07/2007	5165	PROODEFTIKH SA (CR)	0.5	---	0.5	05/09/2023	---	---	---	---	---	---	1000@0.490	---	---	---	---	---	---	12,159.63	0.4	0.6	50101010
28,438,268	0.070	---	---	---	21/08/2006	24/11/1999	5253	SPIROY AGRICULTURE SA (CR)	0.2	---	0.2	05/09/2023	0.185	0.185	0.185	0.185	0.185	7000@0.180	1@0.185	---	---	399	2	73.82	5,687.65	0.144	0.24	45102010	
1,011,000	1.00	---	---	---	01/07/2004	11/12/2012	5193	TRIA ALFA SA (CR)	9.85	7.06	9.2	05/09/2023	9.85	9.85	9.85	9.85	9.85	2@9.15	2@9.85	75.44	2022	102	4	1,004.70	9,958.35	7.6	16.9	55101020	

Suspension Status

66,948,210	0.300	---	---	---	22/09/2015	22/09/2015	5179	FOLLI FOLLIE (CR)	4.8	---	4.8	24/05/2018	---	---	---	---	---	---	---	---	---	---	---	---	---	321,351.41	4.8	4.8	40401030
12,417,000	0.310	---	---	---	27/08/2019	28/08/2017	5233	MLS MULTIMEDIA SA (CR)	0.57	---	0.57	12/05/2020	---	---	---	---	---	---	---	---	---	---	---	---	---	7,077.69	0.57	0.57	10101015
6,330,002	0.300	---	---	---	25/06/2002	15/03/2019	5278	VARARESSOS (CR)	0.24	---	0.24	02/05/2023	---	---	---	---	---	---	---	---	---	---	---	---	---	1,519.20	0.16	0.25	55101020
3,961,300	1.28	---	---	---	29/06/2004	03/08/2000	5248	DUROS SA (CR)	0.25	---	0.25	24/04/2023	---	---	---	---	---	---	---	---	---	---	---	---	---	990.33	0.2	0.3	40204020
7,085,888	1.59	---	---	---	02/07/1996	06/09/2010	5216	ELVIEMEK (CR)	2.6	---	2.6	30/09/2019	---	---	---	---	---	---	---	---	---	---	---	---	---	18,423.31	2.6	2.6	35101010
7,125,216	0.650	---	---	---	01/07/2005	14/12/1999	4955	KRE.KA SA (CR)	0.28	---	0.28	06/04/2023	---	---	---	---	---	---	---	---	---	---	---	---	---	1,995.06	0.17	0.43	45102010
7,734,375	1.00	---	---	---	09/07/2007	07/01/2011	5277	LIVANIS SA (CR)	0.125	---	0.125	28/04/2023	---	---	---	---	---	---	---	---	---	---	---	---	---	966.80	0.12	0.18	40301030

Shares' Notes

Code	Note text
()	- Adjusted dividends.
*	- Last adjusted closing price.
[1]	- Net dividends.
[2]	- The "Date of Last Coupon" for New listings refers to the date company's stocks started to trade in Athex
[3]	- The Company Market Value is referred to the number of outstanding shares
[4]	- Sectors codification can be found in Appendix A
[5]	- The Market Value refers to the total number of shares listed (including their several classes) in the exchange by the company.
[6]	- P/E greater than 100
[7]	- Last view of the Order Book before the end of the trading session
[8]	- All Blocks Methods' Transactions Value are included.
4750	- Transfer to the Under Surveillance Category from 8/4/2011.
4955	- Transfer to the Surveillance Category as from 5/4/2013.
4957	- Transfer to the Surveillance Category as from 5/4/2013.
4958	- Transfer to the Surveillance Category as from 5/4/2013.
4959	- Transfer to the Surveillance Category as from 5/4/2013.
5093	- Transfer to the Surveillance Category as of 8/4/2015.
5141	- Transfer to the Surveillance Category as of 10/05/2017.
5160	- Transfer to the Surveillance Category as of 15/04/2016.
5165	- Transfer to the Surveillance Category as of 15/02/2018.
5179	- Suspension of trading as of 25/05/2018.
5193	- Transfer to the Surveillance Category as of 25/10/2018.
5197	- Transfer to the Surveillance Category as of 07/11/2018.
5216	- Suspension of trading as of 01/10/2019.
5232	- Transfer to the Under Surveillance Category from 08/04/2011.
5233	- Suspension of trading as of 13/05/2020.
5248	- Transfer to the Surveillance Category as of 06/09/20116.
5253	- Transfer to the Surveillance Category as of 14/5/2021.
5275	- Transfer to the Surveillance Category as of 09/07/2020.
5277	- Suspension of trading as of 02/05/2023.
5278	- Suspension of trading as of 03/05/2023.

Securities Blocks Details

Securities	Block Volume	Price	Block Trade Value	Time of approval	Note
OPAP (CR)	99,000	16.45	1,628,550.00	10:41:58	20
NATIONAL BANK (CR)	74,759	5.88	439,582.92	10:45:58	20
OPAP (CR)	20,000	16.44	328,800.00	10:46:20	20
EUROBANK HOLDINGS (CR)	250,000	1.51	376,250.00	12:51:34	20
EUROBANK HOLDINGS (CR)	250,000	1.51	376,250.00	13:01:34	20
PIRAEUS FINANCIAL HOLD (CR)	100,000	3.05	305,000.00	13:12:34	20
JUMBO SA (CR)	20,000	26.70	534,000.00	13:54:36	20
NATIONAL BANK (CR)	100,000	5.84	584,200.00	15:23:43	20

Blocks Notes

- 9 - Method 6-1 / Special Fees
- 10 - Method 6-1 / Special Fees, SDS
- 14 - Method 6-3 / Settlement, Incomplete Buy and Sell
- 18 - Method 6-2 / SPOT 1
- 19 - Method 6-2 / SPOT 2
- 20 - Method 6-1 and Method 6-1 Same Day Settlement
- 21 - Other Pre-agreed

Shares Rights Details

Occurred date	Exercise from	Exercise until	Trading until	Rights	Price min	Price max	Closing price	Last Bid	Last Ask	Volume	Trades	Transactions Value
---------------	---------------	----------------	---------------	--------	-----------	-----------	---------------	----------	----------	--------	--------	--------------------

No Rights Transactions.

Forced Sales Details

Securities	Category of Security	Transactions Volume	Number of Trades	Transactions Value	Note
------------	----------------------	------------------------	---------------------	-----------------------	------

No Forced Transactions.

Forced Sales Notes

- 1 - Compulsory Public Forced Sales
- 2 - Forced Sales of Fixed Registered Shares
- 3 - Forced Sales of Remaining Fractional Shares

Exchange Traded Funds (ETFs) Characteristics

	Transactions Date (T)	Creation / Redemption	Units (T-1)	New Units (T-1)	Redemption Units (T-1)	Units (T) [1]	Fund Assets [2]	Net Unit Price	Dividend per Unit	Dividend Date
ALPHA ETF FTSE Athex Large Cap	06/09/2023	5,000	924,675	---	---	924,675	28,601,910.00	30.9318	0.62	03/07/2023

ETFs Notes

[1] - Units (T) = Units (T-1) + New Units (T-1) - Redemption Units (T-1)

[2] - The Creation / Redemption Units of T-1 are included.

Non Convertible Corporate Bonds - Regulated Market

Num Listed Bonds	Nominal price	Issue price	Today's Rate	Exp. Date	Duration (years)	Note	Coupon		Trading Unit	Corporate Bonds	Accrued Int.	Yield.T.Mat	Price min	Price max	Closing price	Previous closing price/date	Volume	Transactions Value	Last order		ear min	Year max		
							Common	Preferred											Price	Buy / Sell			Date	
100,000	1,000.00	1,000.00	2.70	25/05/2026	5	---	5	---	1	COSTAMARE PARTICIPATIONS PLC (Non Convertible)	7.9500	4.7610	94.1000	94.7000	94.2533	95.4000	05/09/2023	15,000	14,257.25	94.0200	B	36/09/2023	92.1400	97.0000
320,000	1,000.00	1,000.00	3.40	21/07/2027	7	---	7	---	1	LAMDA DEVELOPMENT S.A. (Non Convertible)	4.6278	5.1180	92.0000	92.9490	92.5765	92.5000	05/09/2023	21,000	19,538.25	92.2500	B	36/09/2023	91.4001	95.5000
200,000	1,000.00	1,000.00	2.10	27/10/2027	7	---	6	---	1	O.P.A.P. S.A. (Non Convertible)	7.8167	4.0810	92.0049	92.9499	92.0049	92.9000	05/09/2023	7,000	6,513.41	91.6902	B	36/09/2023	91.3710	95.4000
200,000	1,000.00	1,000.00	1.90	23/03/2028	7	---	5	---	1	MOTOR OIL CORINTH REFINERIES SA (Non Convertible)	8.9194	3.9300	91.3300	91.4000	91.3500	91.4000	05/09/2023	10,000	9,224.50	91.3500	B	36/09/2023	87.5500	92.6000
100,000	1,000.00	1,000.00	2.95	11/02/2027	5	---	4	---	1	SAFE BULKERS PARTICIPATIONS PLC (Non Convertible)	2.2944	4.8370	93.6999	93.6999	93.6999	93.9990	05/09/2023	1,000	939.29	93.0000	B	36/09/2023	89.9269	97.9500
230,000	1,000.00	1,000.00	4.70	12/07/2029	7	---	3	---	1	LAMDA DEVELOPMENT S.A. (Non convertible)	7.5722	4.7270	98.6220	99.0000	98.6730	99.3000	05/09/2023	54,000	53,692.32	98.6401	B	36/09/2023	94.9889	101.0000
100,000	1,000.00	1,000.00	4.40	26/07/2029	7	---	3	---	1	CPLP SHIPPING HOLDINGS PLC (Non Convertible)	5.3778	4.4950	98.3000	98.5000	98.5000	100.1500	05/09/2023	21,000	20,759.40	98.4010	B	36/09/2023	97.2369	100.8000
200,000	1,000.00	1,000.00	3.60	12/03/2026	7	---	9	---	1	AEGEAN AIRLINES S.A. (Non Convertible)	17.9000	3.9610	97.0301	97.8000	97.6615	97.8000	05/09/2023	56,000	55,692.82	97.0500	B	36/09/2023	95.6301	98.9000
500,000	1,000.00	1,000.00	2.75	03/07/2027	7	---	7	---	1	GEK TERNA S.A. (Non Convertible)	5.1181	4.5680	92.0001	92.8500	92.6767	92.7500	05/09/2023	26,000	24,229.02	92.3000	B	36/09/2023	86.8000	94.4535
120,000	1,000.00	1,000.00	3.95	04/04/2025	7	---	11	---	1	GEK TERNA S.A. (Non Convertible)	17.2264	4.0460	---	---	---	98.5330	05/09/2023	---	---	98.8000	B	36/09/2023	97.5523	100.5000
175,000	1,000.00	1,000.00	3.40	26/07/2024	5	---	9	---	1	ATTICA HOLDINGS S.A. (Non Convertible)	4.1556	4.6810	98.3100	99.1000	98.3200	98.2000	05/09/2023	53,000	52,668.84	98.3202	B	36/09/2023	96.6179	99.4500
300,000	1,000.00	1,000.00	2.30	20/07/2028	7	---	5	---	1	PRODEA REIC S.A.(Non Convertible)	3.1944	5.4170	86.8000	87.4000	86.8000	87.2000	05/09/2023	6,000	5,248.17	86.8000	B	36/09/2023	82.0100	89.1000
150,000	1,000.00	1,000.00	2.65	22/10/2026	5	---	4	---	1	CPLP SHIPPING HOLDINGS PLC (Non Convertible)	10.0847	4.7240	93.6000	93.6998	93.6222	93.1030	05/09/2023	9,000	8,516.76	93.0500	B	36/09/2023	92.5500	96.0000
250,000	1,000.00	1,000.00	2.45	16/11/2028	7	---	4	---	1	ELVALHALCOR S.A. (Non Convertible)	7.8264	4.6500	88.6500	89.7999	89.7999	89.8800	05/09/2023	35,000	31,550.40	89.0000	B	36/09/2023	85.6375	92.0000
120,000	1,000.00	1,000.00	2.65	06/12/2028	7	---	4	---	1	NOVAL PROPERTY REIC (Non Convertible)	6.9194	4.8900	89.4200	90.0000	89.5603	89.6770	05/09/2023	30,000	27,075.68	88.3801	B	36/09/2023	84.3700	91.9500
300,000	1,000.00	1,000.00	2.30	14/12/2028	7	---	4	---	1	GEK TERNA S.A. (Non Convertible)	5.4944	4.9850	87.0000	87.9999	87.8100	88.0000	05/09/2023	20,000	17,535.49	87.5000	B	36/09/2023	82.1339	90.3500
150,000	1,000.00	1,000.00	2.60	22/10/2026	7	---	8	---	1	TERNA ENERGY FINANCE S.A. (Non Convertible)	9.8944	4.6560	93.0000	93.0310	93.0014	94.1850	04/09/2023	22,000	20,677.99	92.9123	B	36/09/2023	92.5000	95.7400
100,000	1,000.00	1,000.00	2.80	25/01/2027	5	---	4	---	1	PREMIA S.A. (Non Convertible)	3.5000	4.8370	93.3465	93.3465	93.3465	92.0000	05/09/2023	1,000	936.97	91.8200	B	36/09/2023	87.6862	95.9899
500,000	1,000.00	1,000.00	4.00	10/07/2030	7	---	1	---	1	MYTILINEOS S.A. (Non Convertible)	6.6667	4.0040	99.8000	99.9890	99.8387	99.7760	05/09/2023	340,000	341,718.37	99.7800	B	36/09/2023	99.7100	100.0700

Corporate Bonds Notes

Transactions Volume = (Pieces) * (Nominal Price). Transactions Value = (Pieces) * (Nominal Price) * (price %) + (Accrued interest).

The price of a Bond is stated as a percentage (%) of Bond's Nominal Price.

Nominal Price in Euros (€), except if it is noted differently.

Government Bonds

Number Listed Bonds	Nominal price	Today's Rate	Accrued Interest Calc	Exp. Date [1]	Duration (years)	Note	Coupons Date	Curr. coupon value	Trading Unit	Government Bonds	Price min	Price max	Closing price	Previous closing price/date	Volume	Transactions Value	Price	Last order Buy / Sell	Date
4,500,000	1,000.00	1.88	Actual/Actual	04/02/2035	15	---	04/02	1.88	1	GGB-FXD-040235-15Y-1.875-1.000	---	---	---	---	---	---	---	---	---
1,805,793	1,000.00	3.45	Actual/Actual	02/04/2024	5	---	02/04	3.45	1	GGB-FXD-020424-05Y-3.450-1.000	---	---	---	---	---	---	---	---	---
6,000,000	1,000.00	0.75	Actual/Actual	18/06/2031	10	---	18/06	0.75	1	GGB-FXD-180631-10Y-0.750-1.000	---	---	---	---	---	---	---	---	---
2,750,000	1,000.00	3.88	Actual/Actual	15/06/2028	5	---	15/06	3.88	1	GGB-FXD-150628-05Y-3.875-1.000	---	---	---	---	---	---	---	---	---
5,962,747,327	1.00	3.75	Actual/Actual	30/01/2028	10	---	/02 - 01/02 - 31/	3.75	1	GGB-FXD-300128-10Y-3.750-1.000	---	---	---	85.4610 13/07/2018	---	---	1.0000	B	28/11/2018
7,067,309,386	1.00	3.90	Actual/Actual	30/01/2033	15	---	/02 - 01/02 - 31/	3.90	1	GGB-FXD-300133-15Y-3.900-1.000	---	---	---	78.6730 13/07/2018	---	---	1.0000	B	28/11/2018
5,622,848,349	1.00	4.00	Actual/Actual	30/01/2037	19	---	/02 - 01/02 - 31/	4.00	1	GGB-FXD-300137-19Y-4.000-1.000	---	---	---	77.0370 13/07/2018	---	---	1.0000	B	28/11/2018
5,476,770,669	1.00	4.20	Actual/Actual	30/01/2042	24	---	/02 - 01/02 - 31/	4.20	1	GGB-FXD-300142-24Y-4.200-1.000	---	---	---	77.7640 13/07/2018	---	---	1.0000	B	28/11/2018
48,794,718	1.00	4.30	Actual/Actual	24/02/2024	12	---	24/02	4.30	1	GGB-FXD-240224-12Y-2.000-1.000	---	---	---	10.0000 22/06/2015	---	---	---	---	---
40,248,141	1.00	4.30	Actual/Actual	24/02/2025	13	---	24/02	4.30	1	GGB-FXD-240225-13Y-2.000-1.000	---	---	---	10.0000 22/06/2015	---	---	---	---	---
59,586,043	1.00	4.30	Actual/Actual	24/02/2026	14	---	24/02	4.30	1	GGB-FXD-240226-14Y-2.000-1.000	---	---	---	10.0000 22/06/2015	---	---	---	---	---
41,118,344	1.00	4.30	Actual/Actual	24/02/2027	15	---	24/02	4.30	1	GGB-FXD-240227-15Y-2.000-1.000	---	---	---	10.0000 22/06/2015	---	---	---	---	---
45,137,734	1.00	4.30	Actual/Actual	24/02/2028	16	---	24/02	4.30	1	GGB-FXD-240228-16Y-2.000-1.000	---	---	---	10.0000 22/06/2015	---	---	---	---	---
61,768,888	1.00	4.30	Actual/Actual	24/02/2029	17	---	24/02	4.30	1	GGB-FXD-240229-17Y-2.000-1.000	---	---	---	10.0000 22/06/2015	---	---	---	---	---
54,567,744	1.00	4.30	Actual/Actual	24/02/2030	18	---	24/02	4.30	1	GGB-FXD-240230-18Y-2.000-1.000	---	---	---	10.0000 22/06/2015	---	---	---	---	---
37,541,515	1.00	4.30	Actual/Actual	24/02/2031	19	---	24/02	4.30	1	GGB-FXD-240231-19Y-2.000-1.000	---	---	---	10.0000 22/06/2015	---	---	---	---	---
37,558,317	1.00	4.30	Actual/Actual	24/02/2032	20	---	24/02	4.30	1	GGB-FXD-240232-20Y-2.000-1.000	---	---	---	10.0000 22/06/2015	---	---	---	---	---
37,473,732	1.00	4.30	Actual/Actual	24/02/2033	21	---	24/02	4.30	1	GGB-FXD-240233-21Y-2.000-1.000	---	---	---	10.0000 22/06/2015	---	---	---	---	---
33,888,293	1.00	4.30	Actual/Actual	24/02/2034	22	---	24/02	4.30	1	GGB-FXD-240234-22Y-2.000-1.000	---	---	---	10.0000 22/06/2015	---	---	---	---	---
35,177,800	1.00	4.30	Actual/Actual	24/02/2035	23	---	24/02	4.30	1	GGB-FXD-240235-23Y-2.000-1.000	---	---	---	10.0000 22/06/2015	---	---	---	---	---
35,547,268	1.00	4.30	Actual/Actual	24/02/2036	24	---	24/02	4.30	1	GGB-FXD-240236-24Y-2.000-1.000	---	---	---	10.0000 22/06/2015	---	---	---	---	---
40,246,306	1.00	4.30	Actual/Actual	24/02/2037	25	---	24/02	4.30	1	GGB-FXD-240237-25Y-2.000-1.000	---	---	---	10.0000 22/06/2015	---	---	---	---	---
37,643,952	1.00	4.30	Actual/Actual	24/02/2038	26	---	24/02	4.30	1	GGB-FXD-240238-26Y-2.000-1.000	---	---	---	10.0000 22/06/2015	---	---	---	---	---
36,977,100	1.00	4.30	Actual/Actual	24/02/2039	27	---	24/02	4.30	1	GGB-FXD-240239-27Y-2.000-1.000	---	---	---	10.0000 22/06/2015	---	---	---	---	---
41,615,000	1.00	4.30	Actual/Actual	24/02/2040	28	---	24/02	4.30	1	GGB-FXD-240240-28Y-2.000-1.000	---	---	---	10.0000 22/06/2015	---	---	---	---	---
42,227,208	1.00	4.30	Actual/Actual	24/02/2041	29	---	24/02	4.30	1	GGB-FXD-240241-29Y-2.000-1.000	---	---	---	10.0000 22/06/2015	---	---	---	---	---
68,288,487	1.00	4.30	Actual/Actual	24/02/2042	30	---	24/02	4.30	1	GGB-FXD-240242-30Y-2.000-1.000	---	---	---	10.0000 22/06/2015	---	---	---	---	---
4,000,000	1,000.00	3.88	Actual/Actual	12/03/2029	10	---	12/03	3.88	1	GGB-FXD-120329-10Y-3.875-1.000	---	---	---	---	---	---	100.0000	B	15/10/2019
4,500,000	1,000.00	0.00	Actual/Actual	12/02/2026	5	---	12/02	0.00	1	GGB-FXD-120226-05Y-0.000-1.000	---	---	---	---	---	---	---	---	---
2,209,163	1,000.00	3.38	Actual/Actual	15/02/2025	7	---	15/02	3.38	1	GGB-FXD-150225-07Y-3.375-1.000	---	---	---	---	---	---	---	---	---
964,000	1,000.00	3.25	Actual/Actual	20/03/2025	6	---	20/03	3.25	1	GGB-FXD-200325-06Y-3.250-1.000	---	---	---	---	---	---	---	---	---
2,100,000	1,000.00	3.55	Actual/Actual	20/03/2026	7	---	20/03	3.55	1	GGB-FXD-200326-07Y-3.550-1.000	---	---	---	---	---	---	---	---	---
40,000	1,000.00	2.18	FLR Actual/360	16/09/2023	1	---	16/03 - 16/09	---	1	GGB-FLT-160923-01Y-2.178-1.000	---	---	---	---	---	---	---	---	---
5,500,000	1,000.00	1.50	Actual/Actual	18/06/2030	10	---	18/06	1.50	1	GGB-FXD-180630-10Y-1.500-1.000	---	---	---	---	---	---	---	---	---
3,500,000	1,000.00	4.38	Actual/Actual	18/07/2038	15	---	18/07	4.38	1	GGB-FXD-180738-15Y-4.375-1.000	---	---	---	---	---	---	---	---	---

Government Bonds Notes

Transactions Volume = (Pieces) * (Nominal Price). Transactions Value = (Pieces) * (Nominal Price) * (price %) + (Accrued interest).

The Value of current coupon for the issues with NV 0.01 euro refers to NV 100 euros

FLR: Floating Interest Rate.

[1] - The Expiration Date of the interest bearing period and the Date for coupon payment.

Government Bonds

Number Listed Bonds	Nominal price	Today's Rate	Accrued Interest Calc	Exp. Date [1]	Duration (years)	Note	Coupons Date	Curr. coupon value	Trading Unit	Government Bonds	Price min	Price max	Closing price	Previous closing price/date	Volume	Transactions Value	Price	Last order Buy / Sell	Date
5,364,250	1,000.00	3.25	Actual/Actual	20/03/2050	30	---	20/03	3.25	1	GGB-FXD-200350-30Y-3.250-1.000	---	---	---	---	---	---	---	---	---
3,924,361	1,000.00	2.00	Actual/Actual	22/04/2027	7	---	22/04	2.00	1	GGB-FXD-220427-07Y-2.000-1.000	---	---	---	---	---	---	99.9000	B	22/04/2020
2,500,000	1,000.00	1.88	Actual/Actual	23/07/2026	7	---	23/07	1.88	1	GGB-FXD-230726-07Y-1.875-1.000	---	---	---	---	---	---	---	---	---
4,050,000	1,000.00	4.25	Actual/Actual	15/06/2033	10	---	15/06	4.25	1	GGB-FXD-150633-10Y-4.250-1.000	---	---	---	---	---	---	---	---	---
3,500,000	1,000.00	1.88	Actual/Actual	24/01/2052	30	---	24/01	1.88	1	GGB-FXD-240152-30Y-1.875-1.000	---	---	---	---	---	---	---	---	---
3,700,000	1,000.00	1.75	Actual/Actual	18/06/2032	10	---	18/06	1.75	1	GGB-FXD-180632-10Y-1.750-1.000	---	---	---	---	---	---	---	---	---
2,200,000	1,000.00	1.13	FLR Actual/360	15/12/2027	5	---	- 15/12 - 15/03 -	---	1	GGB-FLT-151227-05Y-1.130-1.000	---	---	---	---	---	---	102.1600	B	30/12/2022

Government Bonds Notes

Transactions Volume = (Pieces) * (Nominal Price). Transactions Value = (Pieces) * (Nominal Price) * (price %) + (Accrued interest).

The Value of current coupon for the issues with NV 0.01 euro refers to NV 100 euros

FLR: Floating Interest Rate.

[1] - The Expiration Date of the interest bearing period and the Date for coupon payment.

Treasury Bills & Zero Coupon Government Bonds

Issue Date	13-Week Maturity									26-Week Maturity									52-Week Maturity								
	Exp. Date	Initial Rate	Num Listed Bonds	Nominal price	Issue price	Last Trade Price	Last Trade Date	Volume Traded	Note	Exp. Date	Initial Rate	Num Listed Bonds	Nominal price	Issue price	Last Trade Price	Last Trade Date	Volume Traded	Note	Exp. Date	Initial Rate	Num Listed Bonds	Nominal price	Issue price	Last Trade Price	Last Trade Date	Volume Traded	Note
09/09/2022	---	---	---	---	---	---	---	---	---	---	---	---	---	---	---	---	---	---	08/09/2023	1.97	1,000,000	1,000.00	980.47	---	---	---	---
09/12/2022	---	---	---	---	---	---	---	---	---	---	---	---	---	---	---	---	---	---	08/12/2023	2.73	600,000	1,000.00	973.10	---	---	---	---
10/03/2023	---	---	---	---	---	---	---	---	---	---	---	---	---	---	---	---	---	---	08/03/2024	3.75	1,000,000	1,000.00	963.46	---	---	---	---
09/06/2023	---	---	---	---	---	---	---	---	---	---	---	---	---	---	---	---	---	---	07/06/2024	3.84	1,600,000	1,000.00	962.60	---	---	---	---

Bonds in Circulation	Currency / Min nominal traded Value	Coupons Payment Date	Current Coupon Value	Note	Coupon	Trading Unit	Issue Date	Duration (years)	Today's Interest	A.I.C in days	Bonds	Last price of previous days		Last Outcry in Cash (euro)		Trades in Pieces	Life min	Life Max	
												Price	05/02/1996	Buy / Sell	Date				
Corporate Bonds in Foreign Currency and Euro																			
103,746	GBP / 10	01/12	0.25	---	64	1	01/12/1930	98	2.5	360	National Mortgage Bank	2.27	05/02/1996	2.27	S	05/02/1996	---	2.27	2.27
0	GBP / 10	01/12	0.25	---	66	1	01/12/1928	100	2.5	360	National Mortgage Bank	---	---	---	---	---	---	---	---

Government Bonds Notes

A.I.C: Accrued Interest Calculation base.

FLR: Floating Interest Rate.

The minimum tradeable Nominal Value for all Demeterialised Government Titles is 100 Euros.

(μτφρ-0)

Athex & ATHEXClear Members List

Member Name				Stock Market			Derivatives Market		ATHEXClear Member	
	Address	Phone	Fax	Market Member	Remote Member	Market Maker	Proprietary	Market Maker	General Clearing	Direct Clearing
A. SARRIS SECURITIES S.A.				a						
6, ΔΡΑΓΑΤΣΑΝΙΟΥ 6 ΑΘΗΝΑ	2103367700									
AEONIC SECURITIES C.I.F. P.L.C.				a						
, ΛΑΪΟΥ 6, ΓΡ. 301B, ANNA COURT	35725337600									
ALPHA BANK S.A.									a	
, ΣΤΑΔΙΟΥ 40 ΑΘΗΝΑ	2103260000									
ALPHA FINANCE INVESTMENT SERVICES SINGLE MEMBER SA				a		a	a	a		a
5, ΠΑΝΕΠΙΣΤΗΜΙΟΥ 45 ΑΘΗΝΑ	2103677400									
ARGUS STOCKBROKERS LTD				a	a		a			
25, 25 ΛΕΩΦΟΡΟΣ ΔΗΜΟΣΘΕΝΗ ΣΕΒΕΡΗ	0035722717000									
ATLANTIC SECURITIES LTD				a	a					
37, ΠΡΟΔΡΟΜΟΥ 37	0035722445400									
AXON SECURITIES S.A.				a			a			
48, ΣΤΑΔΙΟΥ 48 ΑΘΗΝΑ	2103363800									
BETA SECURITIES S.A.				a		a	a			a
29, Α.ΑΛΕΞΑΝΔΡΑΣ 29 ΑΘΗΝΑ	2106478930									
BNP PARIBAS S.A.									a	
, ΛΑΜΨΑΚΟΥ 2 ΑΘΗΝΑ	2107468525									
BOFA SECURITIES EUROPE SA				a	a					
, 112 AVENUE KL?BER 75116	+33 153655555									
CAPITAL SECURITIES S.A.				a			a			
58, ΜΗΤΡΟΠΟΛΕΩΣ 58 ΑΘΗΝΑ	2103369700									
CITIGROUP GLOBAL MARKETS EUROPE AG				a	a					
16, REUTERWEG 16	+49 691366-0									
CITIGROUP GLOBAL MARKETS LIMITED				a						
1, 33 CANADA SQUARE -CANARY WHARF	+44 02079864000									
CREDIT SUISSE BANK (EUROPE), S.A.				a	a					
, CALLE AYALA 42, 3A PLANTA-B MADRID	+34917916000									
CREDIT SUISSE SECURITIES (EUROPE) LIMITED				a						
1, ONE CABOT SQUARE LONDON	+44 2078888888									
CYCLOS SECURITIES S.A.				a			a			
39, ΧΑΡΙΛΑΟΥ ΤΡΙΚΟΥΠΗ 6-8-10 ΑΘΗΝΑ	2103364300									
DEUTSCHE BANK S.A.					a					
1, GREAT WINCHESTER STREET LONDON	+44 20 754 54209	00441133361437								
EUROBANK EQUITIES INVESTMENT FIRM SINGLE MEMBER SA				a		a	a	a		a
, ΦΙΛΕΛΛΗΝΩΝ 10 & ΞΕΝΟΦΩΝΤΟΣ 13 ΑΘΗΝΑ	2103720425									
EUROBANK S.A.									a	
, ΟΘΩΝΟΣ 8 ΑΘΗΝΑ	2144043907									
EUROCORP INVESTMENT SERVICES S.A.				a			a			a
14, ΠΛ.ΦΙΛΙΚΗΣ ΕΤΑΙΡΕΙΑΣ 14 ΑΘΗΝΑ	2107263600									
EUOTRUST INVESTMENT FIRM SA				a						
113, ΣΕΒΑΣΤΟΥΠΟΛΕΩΣ 113 ΑΘΗΝΑ	2103363100									
EUROXX SECURITIES S.A.				a		a	a	a		a
7, ΠΑΛΑΙΟΛΟΓΟΥ ΧΑΛΑΝΔΡΙ	(210)-6879400	(210)-6879401								
7, ΠΑΛΕΟΛΟΓΟΥ ΧΑΛΑΝΔΡΙ	+30 2106879400	210-6879401								
FREEDOM FINANCE EUROPE LTD				a	a					
, ΧΡΙΣΤΑΚΗ ΚΡΑΝΟΥ 20	035725257786									
G. A. PERVANAS SECURITIES- INVESTMENT SERVICES S.A.				a						
7-9, ΣΟΦΟΚΛΕΟΥΣ 7-9 ΑΘΗΝΑ	2103727200									
GLOBAL CAPITAL SECURITIES & FINANCIAL SERVICES LTD				a	a					
50, ΛΑΡΧΙΕΠΙΣΚΟΠΟΥ ΜΑΚΑΡΙΟΥ Γ50	0035722710710									
GREENPOST TRADING EUROPE LTD				a	a	a				
, ΚΙΜΩΝΟΣ 3, ACROPOLIS MANSIONS, 2ND FLOOR, FLAT/OFFICE 202	035722521389									
HELLENIC AMERICAN SECURITIES S.A.				a		a	a			a
27, ΑΝΔΡΕΑ ΠΑΠΑΝΔΡΕΟΥ 27 ΜΑΡΟΥΣΙ	2103311100									
HELLENIC BANK (INVESTMENTS) LTD					a					
, ΑVE.ΚΥΡΙΑΚΟΥ ΜΑΤΣΙ 31 - ΡΟ ΒΟΧ 24747 NICOSIA	+357 22500100	357 22500110								
HSBC CONTINENTAL EUROPE									a	
109-111, Α.ΜΕΣΟΓΕΙΩΝ 109-111	2106960000									
INDEX SECURITIES S.A.				a						
6, ΔΡΑΓΑΤΣΑΝΙΟΥ 6 ΑΘΗΝΑ	2103213920									

Athex & ATHEXClear Members List

Member Name				Stock Market			Derivatives Market		ATHEXClear Member	
	Address	Phone	Fax	Market Member	Remote Member	Market Maker	Proprietary	Market Maker	General Clearing	Direct Clearing
J. CHR. MAVRIKIS SECURITIES S.A.				a						
5, ΣΟΦΟΚΛΕΟΥΣ 5 ATHINA	2103216730									
KAPPA SECURITIES S.A.				a			a			
15, ΒΑΛΑΩΡΙΤΟΥ 15 ATHINA	2103678600									
KARAMANOF SECURITIES & INVESTMENT SERVICES S.A.				a						
2, ΠΛΑΤ.ΘΕΟΔΩΡΩΝ 2 ATHINA	2103212947									
LAIKI FINANCIAL SERVICES LTD					a					
26, AVE. VYRONOS NICOSIA	357 22367367	357 22718567								
LEON DEPOLAS SECURITIES S.A.				a		a	a			
1, ΧΡΗΣΤΟΥ ΛΑΔΑ 1 ATHINA	2103213276 -28									
MEGA EQUITY SECURITIES & FINANCIAL SERVICES PUBLIC LTD				a	a		a			
42-44, ΛΕΩΦ.ΓΡΙΒΑ ΔΙΓΕΝΗ 42-44	0035722711711									
MERIT SECURITIES S.A				a		a	a			a
5, ΣΟΦΟΚΛΕΟΥΣ 5 ATHINA	2103671880									
MERRILL LYNCH INTERNATIONAL				a						
2, 2 KING EDWARD STREET LONDON	+44 20276281000									
N. CHRYSOCHOIDIS SECURITIES S.A.				a			a			a
7-9, ΣΟΦΟΚΛΕΟΥΣ 7-9 ATHINA	2103213913									
NATIONAL BANK OF GREECE S.A.				a		a	a		a	
86, ΑΙΟΛΟΥ STR. ATHINA	(210)-3341000	(210)-3228187								
68, ΑΚΑΔΙΜΙΑΣ STR. ATHINA	(210)-3328817	(210)-3328678								
NATIONAL SECURITIES SINGLE MEMBER SA				a		a	a	a		
66, ΛΕΩΦΟΡΟΣ ΑΘΗΝΩΝ 128-132 & ΦΙΓΕΝΙΑΣ ATHINA	2103328784									
NUNTIUS BROKERAGE AND INVESTMENT SERVICES S.A				a						
6, ΔΡΑΓΑΤΣΑΝΙΟΥ 6 ATHINA	2103350599									
ONE PLUS CAPITAL LIMITED				a	a					
, 75 PRODROMOU AVENUE NICOSIA 1307	35722873760									
OPTIMA BANK S.A.				a		a	a	a	a	
32, ΑΙΓΙΛΕΙΑΣ 32 & ΠΑΡΑΔΕΙΣΟΥ MAROUSI	2108173663									
PANCRETA BANK S.A									a	
, ΙΚΑΡΟΥ 5	2810 338800									
PANTELAKIS SECURITIES S.A.				a		a	a	a		
57, ΕΘΝΙΚΗΣ ΑΝΤΙΣΤΑΣΕΩΣ 57, ΚΤΙΠΙΟ Β CHALANDRI	2106965000									
PIRAEUS BANK S.A.				a			a		a	
, ΑΜΕΡΙΚΗΣ 4 ATHINA	2103335000									
PIRAEUS SECURITIES S. A.				a		a	a	a		a
10, ΣΤΑΔΙΟΥ 10 ATHINA	2103354100									
PROCHOICE SECURITIES LTD				a	a					
57, ΛΕΩΦ.ΣΠΥΡΟΥ ΚΥΠΡΙΑΝΟΥ 57, ΑΚΙΝΗΤΑ Φ	035724661192									
SHARELINK SECURITIES & FINANCIAL SERVICES LTD				a			a			
6, HOUSE-ΘΕΟΤΟΚΗ 6 ΜΕΓΑΡΟ ΕΛΛΗΝΑ	+357 22554200									
SOCIETE GENERALE S.A.				a	a		a			
, 17 COURS VALMY, CEDEX	+157290504									
SOLIDUS SECURITIES S.A				a			a			a
64, ΛΟΥΙΖΗΣ ΠΙΑΝΚΟΥΡ 64 ATHINA	2106900600									
ST. EM. LAVRENTAKIS SECURITIES S.A.				a			a			
7-9, ΣΟΦΟΚΛΕΟΥΣ 7-9 ATHINA	2103213336									
THE CYPRUS INVESTMENT & SECURITIES CORPORATION LTD				a	a					
154, ΑΓΙΟΥ ΠΡΟΚΟΠΙΟΥ & ΠΟΣΕΙΔΩΝΟΣ 1	0035722121700									
UBS EUROPE SE				a	a					
, OPERNTURM, BOCKENHEIMER LANDSTRASSE 2-4	496921790									
UBS LIMITED					a					
1, FINSBURY AVENUE LONDON	+44 2075687135									

List of Stocks under Market Making operations

Securities	Market Maker	Start Market Making	Stock Category
MLS MULTIMEDIA SA (CR)			Suspension Status
	PIRAEUS SECURITIES S. A.	01/08/2019	
ALPHA ETF FTSE Athex Large Cap			Exchange Traded Funds (ETFs)
	ALPHA FINANCE INVESTMENT SERVICES SINGLE MEMBER SA	02/01/1900	
	NATIONAL SECURITIES SINGLE MEMBER SA	02/01/1900	
ADMIE (IPTO) HOLDING S.A. (CR)			Main Market
	EUROBANK EQUITIES INVESTMENT FIRM SINGLE MEMBER SA	24/05/2021	
	HELLENIC AMERICAN SECURITIES S.A.	09/03/2020	
	PIRAEUS SECURITIES S. A.	29/06/2017	
AEGEAN AIRLINES (CR)			Main Market
	EUROBANK EQUITIES INVESTMENT FIRM SINGLE MEMBER SA	22/09/2020	
ALPHA SERVICES HOLD (CR)			Main Market
	ALPHA FINANCE INVESTMENT SERVICES SINGLE MEMBER SA	29/02/2016	
	EUROBANK EQUITIES INVESTMENT FIRM SINGLE MEMBER SA	22/10/2006	
	GREENPOST TRADING EUROPE LTD	12/06/2023	
	HELLENIC AMERICAN SECURITIES S.A.	25/07/2014	
	LEON DEPOLAS SECURITIES S.A.	04/01/2016	
	MERIT SECURITIES S.A	03/09/2012	
	NATIONAL SECURITIES SINGLE MEMBER SA	02/01/1900	
	PIRAEUS SECURITIES S. A.	28/05/2009	
ALPHA TRUST (CR)			Main Market
	EUROBANK EQUITIES INVESTMENT FIRM SINGLE MEMBER SA	06/02/2023	
	LEON DEPOLAS SECURITIES S.A.	04/01/2021	
ALUMIL (CR)			Main Market
	PIRAEUS SECURITIES S. A.	31/07/2023	
ANDROMEDA SA (CR)			Main Market
	BETA SECURITIES S.A.	15/02/2021	
	OPTIMA BANK S.A.	03/04/2023	
ATTICA BANK S.A. (CR)			Main Market
	EUROXX SECURITIES S.A.	22/01/2016	
	PIRAEUS SECURITIES S. A.	20/09/2017	
AUSTRIACARD (CB)			Main Market
	BETA SECURITIES S.A.	23/03/2023	
	EUROBANK EQUITIES INVESTMENT FIRM SINGLE MEMBER SA	15/05/2023	
AUTOHELLAS SA (CR)			Main Market
	ALPHA FINANCE INVESTMENT SERVICES SINGLE MEMBER SA	01/07/2019	
	EUROXX SECURITIES S.A.	02/07/2018	
AVAX S.A. (CR)			Main Market
	EUROBANK EQUITIES INVESTMENT FIRM SINGLE MEMBER SA	14/12/2015	
	OPTIMA BANK S.A.	04/09/2023	
	PIRAEUS SECURITIES S. A.	01/02/2021	
AVE (CR)			Main Market
	EUROXX SECURITIES S.A.	05/06/2020	
BRIQ PROPERTIES (CR)			Main Market
	EUROBANK EQUITIES INVESTMENT FIRM SINGLE MEMBER SA	09/09/2019	
	LEON DEPOLAS SECURITIES S.A.	22/02/2021	
CC HBC AG (CR)			Main Market
	BETA SECURITIES S.A.	08/03/2021	
	NATIONAL SECURITIES SINGLE MEMBER SA	02/01/1900	
	PIRAEUS SECURITIES S. A.	04/05/2015	
CENERGY HOLDINGS (CB)			Main Market
	ALPHA FINANCE INVESTMENT SERVICES SINGLE MEMBER SA	02/01/2016	
	EUROBANK EQUITIES INVESTMENT FIRM SINGLE MEMBER SA	02/01/2016	
	OPTIMA BANK S.A.	14/03/2022	
	PANTELAKIS SECURITIES S.A.	27/12/2022	
CNL CAPITAL (CR)			Main Market
	MERIT SECURITIES S.A	01/10/2018	
DIMAND (CR)			Main Market
	ALPHA FINANCE INVESTMENT SERVICES SINGLE MEMBER SA	08/08/2022	
	EUROBANK EQUITIES INVESTMENT FIRM SINGLE MEMBER SA	08/08/2022	
	PANTELAKIS SECURITIES S.A.	15/05/2023	
EKTER SA (CR)			Main Market
	BETA SECURITIES S.A.	26/09/2022	
	EUROBANK EQUITIES INVESTMENT FIRM SINGLE MEMBER SA	16/10/2017	
	LEON DEPOLAS SECURITIES S.A.	21/05/2018	
ELASTRON (CR)			Main Market
	LEON DEPOLAS SECURITIES S.A.	20/02/2017	

List of Stocks under Market Making operations

Securities	Market Maker	Start Market Making	Stock Category
ELLAKTOR (CR)			Main Market
	ALPHA FINANCE INVESTMENT SERVICES SINGLE MEMBER SA	18/03/2019	
	EUROBANK EQUITIES INVESTMENT FIRM SINGLE MEMBER SA	01/06/2012	
	EUROXX SECURITIES S.A.	24/09/2018	
	NATIONAL SECURITIES SINGLE MEMBER SA	02/01/1900	
	PIRAEUS SECURITIES S. A.	22/10/2018	
ELTON SA (CR)			Main Market
	EUROBANK EQUITIES INVESTMENT FIRM SINGLE MEMBER SA	28/11/2022	
	OPTIMA BANK S.A.	30/01/2023	
ELVALHALCOR (CR)			Main Market
	ALPHA FINANCE INVESTMENT SERVICES SINGLE MEMBER SA	07/05/2018	
	BETA SECURITIES S.A.	09/01/2023	
	EUROBANK EQUITIES INVESTMENT FIRM SINGLE MEMBER SA	07/05/2018	
ENTERSOFT (CR)			Main Market
	ALPHA FINANCE INVESTMENT SERVICES SINGLE MEMBER SA	23/03/2023	
	EUROBANK EQUITIES INVESTMENT FIRM SINGLE MEMBER SA	22/06/2020	
EUROBANK HOLDINGS (CR)			Main Market
	ALPHA FINANCE INVESTMENT SERVICES SINGLE MEMBER SA	09/01/2006	
	EUROBANK EQUITIES INVESTMENT FIRM SINGLE MEMBER SA	01/06/2012	
	GREENPOST TRADING EUROPE LTD	12/06/2023	
	HELLENIC AMERICAN SECURITIES S.A.	25/07/2014	
	LEON DEPOLAS SECURITIES S.A.	30/11/2018	
	MERIT SECURITIES S.A.	06/11/2017	
	NATIONAL SECURITIES SINGLE MEMBER SA	02/01/1900	
	PIRAEUS SECURITIES S. A.	28/09/2009	
EUROCONSULTANTS S.A. (CR)			Main Market
	OPTIMA BANK S.A.	01/02/2023	
EYDAP S.A. (CR)			Main Market
	ALPHA FINANCE INVESTMENT SERVICES SINGLE MEMBER SA	27/01/2020	
	EUROBANK EQUITIES INVESTMENT FIRM SINGLE MEMBER SA	10/06/2019	
FOURLIS (CR)			Main Market
	EUROBANK EQUITIES INVESTMENT FIRM SINGLE MEMBER SA	01/12/2016	
	PIRAEUS SECURITIES S. A.	06/03/2017	
GEK TERNA (CR)			Main Market
	BETA SECURITIES S.A.	08/03/2021	
	EUROBANK EQUITIES INVESTMENT FIRM SINGLE MEMBER SA	24/05/2021	
	PIRAEUS SECURITIES S. A.	29/08/2019	
GR. SARANTIS S.A. (CR)			Main Market
	BETA SECURITIES S.A.	14/05/2012	
	EUROBANK EQUITIES INVESTMENT FIRM SINGLE MEMBER SA	24/10/2016	
HELLENIC EXCHANGES-A.S.E. (CR)			Main Market
	HELLENIC AMERICAN SECURITIES S.A.	01/09/2014	
	NATIONAL SECURITIES SINGLE MEMBER SA	02/01/1900	
	PIRAEUS SECURITIES S. A.	04/05/2015	
HELLENIQ ENERGY (CR)			Main Market
	HELLENIC AMERICAN SECURITIES S.A.	14/09/2015	
	PIRAEUS SECURITIES S. A.	20/03/2017	
IDEAL HOLDINGS (CR)			Main Market
	EUROBANK EQUITIES INVESTMENT FIRM SINGLE MEMBER SA	07/06/2021	
	PIRAEUS SECURITIES S. A.	07/06/2021	
INTERCONTINENTAL (CR)			Main Market
	LEON DEPOLAS SECURITIES S.A.	03/06/2019	
INTERLIFE G.C.I.(CR)			Main Market
	BETA SECURITIES S.A.	24/10/2022	
INTERWOOD-XYLEMPORIA (CR)			Main Market
	EUROBANK EQUITIES INVESTMENT FIRM SINGLE MEMBER SA	05/07/2021	
	PANTELAKIS SECURITIES S.A.	01/07/2021	
INTRAKAT (CR)			Main Market
	BETA SECURITIES S.A.	04/10/2021	
	PANTELAKIS SECURITIES S.A.	10/10/2022	
JUMBO SA (CR)			Main Market
	BETA SECURITIES S.A.	01/02/2021	
	EUROBANK EQUITIES INVESTMENT FIRM SINGLE MEMBER SA	25/05/2020	
	GREENPOST TRADING EUROPE LTD	12/06/2023	
	MERIT SECURITIES S.A.	06/11/2017	
	PIRAEUS SECURITIES S. A.	06/03/2017	

List of Stocks under Market Making operations

Securities	Stock Category
Market Maker	Start Market Making
KLOUKINAS - LAPPAS SA (CR)	Main Market
OPTIMA BANK S.A.	02/01/2023
KRI-KRI S.A. (CR)	Main Market
EUROBANK EQUITIES INVESTMENT FIRM SINGLE MEMBER SA	07/05/2018
LEON DEPOLAS SECURITIES S.A.	16/01/2017
LAMDA DEVELOPMENT SA (CR)	Main Market
EUROBANK EQUITIES INVESTMENT FIRM SINGLE MEMBER SA	08/12/2014
PANTELAKIS SECURITIES S.A.	06/11/2017
PIRAEUS SECURITIES S. A.	29/06/2017
LAMPASA HOTEL SA (CR)	Main Market
LEON DEPOLAS SECURITIES S.A.	16/01/2017
MIG (CR)	Main Market
PIRAEUS SECURITIES S. A.	02/02/2009
MOTODYNAMICS S.A. (CR)	Main Market
OPTIMA BANK S.A.	25/08/2023
MOTOR OIL (CR)	Main Market
BETA SECURITIES S.A.	08/03/2021
EUROBANK EQUITIES INVESTMENT FIRM SINGLE MEMBER SA	22/10/2006
GREENPOST TRADING EUROPE LTD	12/06/2023
LEON DEPOLAS SECURITIES S.A.	01/04/2019
MERIT SECURITIES S.A	25/02/2019
NATIONAL SECURITIES SINGLE MEMBER SA	02/01/1900
PIRAEUS SECURITIES S. A.	04/05/2015
MPLE KEDROS (CR)	Main Market
MERIT SECURITIES S.A	30/09/2022
MYTILINEOS (CR)	Main Market
ALPHA FINANCE INVESTMENT SERVICES SINGLE MEMBER SA	15/04/2019
BETA SECURITIES S.A.	11/04/2022
EUROBANK EQUITIES INVESTMENT FIRM SINGLE MEMBER SA	20/09/2017
GREENPOST TRADING EUROPE LTD	12/06/2023
MERIT SECURITIES S.A	25/02/2019
NATIONAL SECURITIES SINGLE MEMBER SA	02/01/1900
PIRAEUS SECURITIES S. A.	04/05/2015
NATIONAL BANK (CR)	Main Market
ALPHA FINANCE INVESTMENT SERVICES SINGLE MEMBER SA	09/01/2006
EUROBANK EQUITIES INVESTMENT FIRM SINGLE MEMBER SA	22/10/2006
GREENPOST TRADING EUROPE LTD	12/06/2023
HELLENIC AMERICAN SECURITIES S.A.	25/07/2014
LEON DEPOLAS SECURITIES S.A.	20/05/2015
MERIT SECURITIES S.A	03/09/2012
NATIONAL SECURITIES SINGLE MEMBER SA	02/01/1900
PIRAEUS SECURITIES S. A.	08/09/2008
OPAP (CR)	Main Market
ALPHA FINANCE INVESTMENT SERVICES SINGLE MEMBER SA	09/01/2006
BETA SECURITIES S.A.	11/04/2022
EUROBANK EQUITIES INVESTMENT FIRM SINGLE MEMBER SA	22/10/2006
GREENPOST TRADING EUROPE LTD	12/06/2023
HELLENIC AMERICAN SECURITIES S.A.	25/07/2014
MERIT SECURITIES S.A	20/03/2017
NATIONAL SECURITIES SINGLE MEMBER SA	02/01/1900
PIRAEUS SECURITIES S. A.	04/05/2015
OTE (CR)	Main Market
ALPHA FINANCE INVESTMENT SERVICES SINGLE MEMBER SA	09/01/2006
BETA SECURITIES S.A.	11/04/2022
EUROBANK EQUITIES INVESTMENT FIRM SINGLE MEMBER SA	22/10/2006
GREENPOST TRADING EUROPE LTD	12/06/2023
HELLENIC AMERICAN SECURITIES S.A.	25/07/2014
LEON DEPOLAS SECURITIES S.A.	20/04/2015
MERIT SECURITIES S.A	20/03/2017
NATIONAL SECURITIES SINGLE MEMBER SA	02/01/1900
PIRAEUS SECURITIES S. A.	08/09/2008
P.P.A. S.A. (CR)	Main Market
EUROBANK EQUITIES INVESTMENT FIRM SINGLE MEMBER SA	06/02/2019
PAPOUTSANIS (CR)	Main Market
ALPHA FINANCE INVESTMENT SERVICES SINGLE MEMBER SA	19/11/2018
BETA SECURITIES S.A.	25/11/2013

List of Stocks under Market Making operations

Securities	Stock Category
Market Maker	Start Market Making
PETROPOULOS PETROS (CR)	Main Market
EUROBANK EQUITIES INVESTMENT FIRM SINGLE MEMBER SA	01/04/2019
PANTELAKIS SECURITIES S.A.	16/03/2020
PIRAEUS FINANCIAL HOLD (CR)	Main Market
ALPHA FINANCE INVESTMENT SERVICES SINGLE MEMBER SA	15/04/2019
EUROBANK EQUITIES INVESTMENT FIRM SINGLE MEMBER SA	22/10/2006
EUROXX SECURITIES S.A.	15/02/2016
GREENPOST TRADING EUROPE LTD	12/06/2023
HELLENIC AMERICAN SECURITIES S.A.	25/07/2014
LEON DEPOLAS SECURITIES S.A.	30/11/2018
MERIT SECURITIES S.A.	16/09/2013
NATIONAL SECURITIES SINGLE MEMBER SA	02/01/1900
PIRAEUS SECURITIES S. A.	16/02/2009
PPC (CR)	Main Market
ALPHA FINANCE INVESTMENT SERVICES SINGLE MEMBER SA	09/01/2006
BETA SECURITIES S.A.	01/02/2021
EUROBANK EQUITIES INVESTMENT FIRM SINGLE MEMBER SA	22/10/2006
GREENPOST TRADING EUROPE LTD	12/06/2023
HELLENIC AMERICAN SECURITIES S.A.	01/09/2014
MERIT SECURITIES S.A.	06/11/2017
NATIONAL SECURITIES SINGLE MEMBER SA	02/01/1900
PIRAEUS SECURITIES S. A.	28/09/2009
PREMIA (CR)	Main Market
BETA SECURITIES S.A.	01/06/2021
LEON DEPOLAS SECURITIES S.A.	05/12/2022
PANTELAKIS SECURITIES S.A.	23/12/2021
PROFILE SA (CR)	Main Market
OPTIMA BANK S.A.	03/04/2023
PANTELAKIS SECURITIES S.A.	01/07/2019
QUALITY & RELIABILITY SA (CR)	Main Market
OPTIMA BANK S.A.	03/01/2023
QUEST HOLDINGS (CR)	Main Market
BETA SECURITIES S.A.	26/03/2018
EUROBANK EQUITIES INVESTMENT FIRM SINGLE MEMBER SA	28/01/2019
REVOIL (CR)	Main Market
BETA SECURITIES S.A.	26/06/2023
SIDMA STEEL (CR)	Main Market
OPTIMA BANK S.A.	25/05/2023
SPACE HELLAS SA (CR)	Main Market
MERIT SECURITIES S.A.	09/12/2022
TECHNICAL OLYMPIC SA (CR)	Main Market
OPTIMA BANK S.A.	05/07/2023
TERNA ENERGY (CR)	Main Market
EUROBANK EQUITIES INVESTMENT FIRM SINGLE MEMBER SA	24/05/2021
PIRAEUS SECURITIES S. A.	09/12/2019
THRACE PLASTICS SA (CR)	Main Market
ALPHA FINANCE INVESTMENT SERVICES SINGLE MEMBER SA	26/03/2018
EUROBANK EQUITIES INVESTMENT FIRM SINGLE MEMBER SA	26/03/2018
TITAN CEMENT (CB)	Main Market
BETA SECURITIES S.A.	01/02/2021
EUROBANK EQUITIES INVESTMENT FIRM SINGLE MEMBER SA	06/11/2019
PIRAEUS SECURITIES S. A.	18/01/2021
TZIRAKIAN PROFIL (CR)	Main Market
LEON DEPOLAS SECURITIES S.A.	19/07/2021
VIOHALCO SA/NV (CB)	Main Market
ALPHA FINANCE INVESTMENT SERVICES SINGLE MEMBER SA	11/03/2008
EUROBANK EQUITIES INVESTMENT FIRM SINGLE MEMBER SA	04/03/2014
MERIT SECURITIES S.A.	17/03/2014

Underlying Asset				Derivatives Market													
Price max	Price min	Closing price	change	Delivery Month	Open price	Price max	Price min	Last price	Closing price	Last Bid	Last Ask	Fixing price*	Life high	Life low	Trades	Volume	Open Interest
FTSE/Athex Large Cap				(Trade Unit: 1 Index Point x 2€, Cash Settlement)													
3,096.98	3,058.68	3,079.32	-0.21%	September 2023	3,090.00	3,091.75	3,060.00	3,077.00	3,077.00	---	---	---	3,293.25	---	115	417	2,942
				October 2023	3,090.75	3,091.25	3,064.75	3,080.00	3,080.00	---	---	---	3,239.25	---	22	108	691
				November 2023	---	---	---	---	3,098.25	---	---	---	---	---	---	---	---
				December 2023	---	---	---	---	3,103.25	---	---	---	---	---	---	---	---
				March 2024	---	---	---	---	3,118.75	---	---	---	---	---	---	---	---
				June 2024	---	---	---	---	3,135.50	---	---	---	---	---	---	---	---
FTSE/Athex Banks				(Trade Unit: 1 Index Point x 15€, Cash Settlement)													
1,011.46	988.67	995.88	-0.96%	September 2023	---	---	---	---	1,022.50	---	---	---	1,134.75	---	---	---	2,049
				December 2023	---	---	---	---	1,011.25	---	---	---	---	---	---	---	---
				March 2024	---	---	---	---	1,016.25	---	---	---	---	---	---	---	---
				June 2024	---	---	---	---	1,021.75	---	---	---	---	---	---	---	---
MSCI GREECE REBASED				(Trade Unit: 1 Index Point x 2€, Cash Settlement)													
4,924.60	4,852.49	4,892.46	-0.17%	September 2023	---	---	---	---	4,919.75	---	---	---	5,192.25	---	---	---	182
				October 2023	---	---	---	---	5,067.75	---	---	---	5,169.00	---	---	---	1
				November 2023	---	---	---	---	4,920.50	---	---	---	---	---	---	---	---
				December 2023	---	---	---	---	5,079.00	---	---	---	5,012.25	---	---	---	20
				January 2024	---	---	---	---	4,937.75	---	---	---	---	---	---	---	---
				February 2024	---	---	---	---	4,945.25	---	---	---	---	---	---	---	---
				March 2024	---	---	---	---	4,953.00	---	---	---	---	---	---	---	---
				June 2024	---	---	---	---	4,979.50	---	---	---	---	---	---	---	---

Derivatives notes

Fixing prices and final open positions can be retrieved from the following path <http://www.helex.gr/el/web/guest/statistics-end-of-day-derivatives>

Underlying Asset				Derivatives Market													
Price max	Price min	Closing price	change	Delivery Month	Open price	Price max	Price min	Last price	Closing price	Last Bid	Last Ask	Fixing price*	Life high	Life low	Trades	Volume	Open Interest
ADMIE (IPTO) HOLDING S.A. (CR)				(Contract Size: 100 Securities, Physical Delivery)													
2.215	2.175	2.185	-1.13%	September 2023	2.19	2.22	2.18	2.19	2.19	---	---	---	2.49	---	27	618	17,448
				December 2023	2.20	2.23	2.18	2.18	2.18	---	---	---	2.42	---	36	806	1,371
				March 2024	---	---	---	---	2.23	---	---	---	---	---	---	---	---
				June 2024	---	---	---	---	2.25	---	---	---	---	---	---	---	---
AEGEAN AIRLINES (CR)				(Contract Size: 100 Securities, Physical Delivery)													
13.3	13	13.18	0.77%	September 2023	13.25	13.38	13.13	13.30	13.30	---	---	---	13.90	---	27	61	7,212
				December 2023	13.41	13.41	13.29	13.29	13.29	---	---	---	13.64	---	3	4	99
				March 2024	---	---	---	---	13.22	---	---	---	---	---	---	---	---
				June 2024	---	---	---	---	13.29	---	---	---	---	---	---	---	---
ALPHA SERVICES HOLD (CR)				(Contract Size: 100 Securities, Physical Delivery)													
1.457	1.4125	1.419	-1.93%	September 2023	1.46	1.46	1.42	1.42	1.42	---	---	---	1.72	---	237	10,429	214,145
				December 2023	1.47	1.47	1.44	1.44	1.44	---	---	---	1.65	---	76	3,354	1,265
				March 2024	---	---	---	---	1.46	---	---	---	---	---	---	---	---
				June 2024	---	---	---	---	1.47	---	---	---	---	---	---	---	---
AUTOHELLAS SA (CR)				(Contract Size: 100 Securities, Physical Delivery)													
14.02	13.46	13.88	1.61%	September 2023	13.66	13.78	13.66	13.78	13.78	---	---	---	14.56	---	6	7	136
				December 2023	---	---	---	---	13.74	---	---	---	---	---	---	---	---
				March 2024	---	---	---	---	13.81	---	---	---	---	---	---	---	---
				June 2024	---	---	---	---	13.88	---	---	---	---	---	---	---	---
AVAX S.A. (CR)				(Contract Size: 100 Securities, Physical Delivery)													
1.5	1.45	1.456	-2.28%	September 2023	1.48	1.48	1.48	1.48	1.48	---	---	---	1.80	---	1	10	1,886
				December 2023	1.49	1.49	1.49	1.49	1.49	---	---	---	1.49	---	1	2	---
				March 2024	---	---	---	---	1.51	---	---	---	---	---	---	---	---
				June 2024	---	---	---	---	1.51	---	---	---	---	---	---	---	---
CC HBC AG (CR)				(Contract Size: 100 Securities, Physical Delivery)													
26	25.82	25.93	-0.65%	September 2023	25.90	25.90	25.86	25.86	25.86	---	---	---	28.81	---	3	14	620
				December 2023	---	---	---	---	26.25	---	---	---	---	---	---	---	---
				March 2024	---	---	---	---	26.38	---	---	---	---	---	---	---	---
				June 2024	---	---	---	---	26.52	---	---	---	---	---	---	---	---
CENERGY HOLDINGS (CB)				(Contract Size: 100 Securities, Physical Delivery)													
7.19	7.06	7.12	0.57%	September 2023	7.10	7.10	7.06	7.10	7.10	---	---	---	7.43	---	12	91	5,866
				December 2023	7.20	7.22	7.19	7.19	7.19	---	---	---	7.22	---	7	80	6
				March 2024	---	---	---	---	7.16	---	---	---	---	---	---	---	---
				June 2024	---	---	---	---	7.19	---	---	---	---	---	---	---	---

Derivatives notes

Fixing prices and final open positions can be retrieved from the following path <http://www.helex.gr/el/web/guest/statistics-end-of-day-derivatives>

Underlying Asset				Derivatives Market													
Price max	Price min	Closing price	change	Delivery Month	Open price	Price max	Price min	Last price	Closing price	Last Bid	Last Ask	Fixing price*	Life high	Life low	Trades	Volume	Open Interest
ELLAKTOR (CR)				(Contract Size: 100 Securities, Physical Delivery)													
2.42	2.32	2.345	0.00%	September 2023	2.37	2.37	2.33	2.34	2.34	---	---	---	2.73	---	9	49	778
				December 2023	---	---	---	---	2.36	---	---	---	---	---	---	---	---
				March 2024	---	---	---	---	2.37	---	---	---	---	---	---	---	---
				June 2024	---	---	---	---	2.38	---	---	---	---	---	---	---	---
ELVALHALCOR (CR)				(Contract Size: 100 Securities, Physical Delivery)													
2.09	2.045	2.045	-1.68%	September 2023	2.06	2.08	2.03	2.03	2.03	---	---	---	2.45	---	7	26	2,288
				December 2023	---	---	---	---	2.09	---	---	---	---	---	---	---	---
				March 2024	---	---	---	---	2.10	---	---	---	---	---	---	---	---
				June 2024	---	---	---	---	2.11	---	---	---	---	---	---	---	---
EUROBANK HOLDINGS (CR)				(Contract Size: 100 Securities, Physical Delivery)													
1.548	1.5025	1.5155	-1.21%	September 2023	1.54	1.54	1.51	1.52	1.52	---	---	---	1.68	---	65	1,607	44,711
				December 2023	1.53	1.55	1.53	1.55	1.55	---	---	---	1.56	---	2	50	41
				March 2024	---	---	---	---	1.55	---	---	---	---	---	---	---	---
				June 2024	---	---	---	---	1.56	---	---	---	---	---	---	---	---
EYDAP S.A. (CR)				(Contract Size: 100 Securities, Physical Delivery)													
6.55	6.3	6.31	-2.77%	September 2023	6.51	6.53	6.34	6.36	6.36	---	---	---	7.18	---	19	63	1,916
				December 2023	6.50	6.52	6.38	6.38	6.38	---	---	---	6.52	---	11	60	3
				March 2024	---	---	---	---	6.56	---	---	---	---	---	---	---	---
				June 2024	---	---	---	---	6.59	---	---	---	---	---	---	---	---
FOURLIS (CR)				(Contract Size: 100 Securities, Physical Delivery)													
4.5	4.305	4.315	-4.11%	September 2023	4.42	4.42	4.32	4.32	4.32	---	---	---	5.07	---	13	17	738
				December 2023	4.40	4.44	4.40	4.44	4.44	---	---	---	4.44	---	5	24	---
				March 2024	---	---	---	---	4.55	---	---	---	---	---	---	---	---
				June 2024	---	---	---	---	4.57	---	---	---	---	---	---	---	---
GEK TERNA (CR)				(Contract Size: 102 Securities, Physical Delivery)													
13.08	12.82	12.86	-0.77%	September 2023	13.07	13.07	12.87	12.87	12.87	---	---	---	13.80	12.87	8	21	6,862
				December 2023	13.20	13.21	13.14	13.14	13.14	---	---	---	13.71	---	13	72	118
				March 2024	---	---	---	---	13.10	---	---	---	---	---	---	---	---
				June 2024	---	---	---	---	13.17	---	---	---	---	---	---	---	---
HELLENIC EXCHANGES-A.S.E. (CR)				(Contract Size: 100 Securities, Physical Delivery)													
5.07	4.98	4.985	-0.20%	September 2023	5.06	5.06	4.97	4.98	4.98	---	---	---	6.20	---	28	222	8,070
				December 2023	5.13	5.13	5.08	5.08	5.08	---	---	---	5.13	---	9	150	4
				March 2024	---	---	---	---	5.05	---	---	---	---	---	---	---	---
				June 2024	---	---	---	---	5.08	---	---	---	---	---	---	---	---

Derivatives notes

Fixing prices and final open positions can be retrieved from the following path <http://www.helex.gr/el/web/guest/statistics-end-of-day-derivatives>

Underlying Asset				Derivatives Market													
Price max	Price min	Closing price	change	Delivery Month	Open price	Price max	Price min	Last price	Closing price	Last Bid	Last Ask	Fixing price*	Life high	Life low	Trades	Volume	Open Interest
HELLENiQ ENERGY (CR)				(Contract Size: 100 Securities, Physical Delivery)													
7.95	7.83	7.87	-0.38%	September 2023	7.94	7.94	7.88	7.90	7.90	---	---	---	8.49	---	15	78	1,410
				December 2023	7.92	7.93	7.86	7.86	7.86	---	---	---	7.93	---	21	112	---
				March 2024	---	---	---	---	7.98	---	---	---	---	---	---	---	---
				June 2024	---	---	---	---	8.03	---	---	---	---	---	---	---	---
INTRACOM HOLDINGS (CR)				(Contract Size: 106 Securities, Physical Delivery)													
2.305	2.2	2.2	-3.08%	September 2023	2.26	2.26	2.19	2.19	2.19	---	---	---	2.46	---	41	321	5,674
				December 2023	2.30	2.30	2.24	2.24	2.24	---	---	---	2.34	---	36	293	171
				March 2024	---	---	---	---	2.29	---	---	---	---	---	---	---	---
				June 2024	---	---	---	---	2.31	---	---	---	---	---	---	---	---
INTRAKAT (CR)				(Contract Size: 100 Securities, Physical Delivery)													
3.15	3.07	3.13	0.32%	September 2023	3.13	3.16	3.09	3.13	3.13	---	---	---	3.36	---	61	513	6,603
				December 2023	3.11	3.14	3.10	3.13	3.13	---	---	---	3.14	---	12	78	57
				March 2024	---	---	---	---	3.15	---	---	---	---	---	---	---	---
				June 2024	---	---	---	---	3.17	---	---	---	---	---	---	---	---
JUMBO SA (CR)				(Contract Size: 100 Securities, Physical Delivery)													
27.12	26.52	27.1	1.35%	September 2023	27.08	27.08	26.56	27.08	27.08	---	---	---	29.00	---	9	19	267
				December 2023	---	---	---	---	26.89	---	---	---	---	---	---	---	---
				March 2024	---	---	---	---	27.03	---	---	---	---	---	---	---	---
				June 2024	---	---	---	---	27.17	---	---	---	---	---	---	---	---
LAMDA DEVELOPMENT SA (CR)				(Contract Size: 100 Securities, Physical Delivery)													
6.6	6.46	6.575	-0.08%	September 2023	6.58	6.58	6.47	6.57	6.57	---	---	---	7.54	---	10	31	5,374
				December 2023	6.55	6.57	6.55	6.57	6.57	---	---	---	6.77	---	2	10	2
				March 2024	---	---	---	---	6.65	---	---	---	---	---	---	---	---
				June 2024	---	---	---	---	6.69	---	---	---	---	---	---	---	---
MIG (CR)				(Contract Size: 100 Securities, Physical Delivery)													
4.085	3.98	4.085	0.62%	September 2023	---	---	---	---	3.93	---	---	---	5.10	---	---	---	67
				December 2023	---	---	---	---	4.08	---	---	---	---	---	---	---	---
				March 2024	---	---	---	---	4.10	---	---	---	---	---	---	---	---
				June 2024	---	---	---	---	4.13	---	---	---	---	---	---	---	---
MOTOR OIL (CR)				(Contract Size: 100 Securities, Physical Delivery)													
23.68	23.04	23.68	0.85%	September 2023	23.40	23.67	23.17	23.67	23.67	---	---	---	24.55	---	26	122	1,466
				December 2023	23.74	23.74	23.32	23.43	23.43	---	---	---	23.74	---	21	111	---
				March 2024	---	---	---	---	23.73	---	---	---	---	---	---	---	---
				June 2024	---	---	---	---	23.86	---	---	---	---	---	---	---	---

Derivatives notes

Fixing prices and final open positions can be retrieved from the following path <http://www.helex.gr/el/web/guest/statistics-end-of-day-derivatives>

Underlying Asset				Derivatives Market													
Price max	Price min	Closing price	change	Delivery Month	Open price	Price max	Price min	Last price	Closing price	Last Bid	Last Ask	Fixing price*	Life high	Life low	Trades	Volume	Open Interest
MYTILINEOS (CR)				(Contract Size: 100 Securities, Physical Delivery)													
36.46	35.7	36.12	0.39%	September 2023	36.13	36.20	35.80	36.20	36.20	---	---	---	38.42	---	34	109	4,229
				December 2023	36.49	36.64	36.22	36.63	36.63	---	---	---	37.22	---	18	78	137
				March 2024	---	---	---	---	36.36	---	---	---	---	---	---	---	---
				June 2024	---	---	---	---	36.56	---	---	---	---	---	---	---	---
NATIONAL BANK (CR)				(Contract Size: 100 Securities, Physical Delivery)													
5.94	5.79	5.8	-1.06%	September 2023	5.90	5.90	5.80	5.81	5.81	---	---	---	6.57	---	105	746	18,779
				December 2023	5.90	5.90	5.86	5.86	5.86	---	---	---	6.43	---	6	21	228
				March 2024	---	---	---	---	5.92	---	---	---	---	---	---	---	---
				June 2024	---	---	---	---	5.96	---	---	---	---	---	---	---	---
OPAP (CR)				(Contract Size: 103 Securities, Physical Delivery)													
16.52	16.18	16.31	-0.55%	September 2023	16.58	16.58	16.29	16.35	16.35	---	---	---	16.69	15.10	50	673	2,846
				December 2023	15.66	15.71	15.66	15.71	15.71	---	---	---	16.20	---	6	213	325
				March 2024	---	---	---	---	16.57	---	---	---	---	---	---	---	---
				June 2024	---	---	---	---	16.66	---	---	---	---	---	---	---	---
OTE (CR)				(Contract Size: 100 Securities, Physical Delivery)													
13.95	13.71	13.78	0.00%	September 2023	13.79	13.93	13.71	13.89	13.89	---	---	---	15.55	---	37	126	11,414
				December 2023	13.93	13.99	13.93	13.94	13.94	---	---	---	13.99	---	3	12	---
				March 2024	---	---	---	---	13.93	---	---	---	---	---	---	---	---
				June 2024	---	---	---	---	14.00	---	---	---	---	---	---	---	---
P.P.A. S.A. (CR)				(Contract Size: 100 Securities, Physical Delivery)													
22.45	21.7	22.45	2.51%	September 2023	21.21	21.21	21.21	21.21	21.21	---	---	---	22.48	---	1	1	194
				December 2023	21.51	21.51	21.51	21.51	21.51	---	---	---	21.57	---	1	1	100
				March 2024	---	---	---	---	22.13	---	---	---	---	---	---	---	---
				June 2024	---	---	---	---	22.25	---	---	---	---	---	---	---	---
PIRAEUS FINANCIAL HOLD (CR)				(Contract Size: 100 Securities, Physical Delivery)													
3.12	3.03	3.12	1.04%	September 2023	3.08	3.12	3.04	3.10	3.10	---	---	---	3.62	---	135	1,968	75,475
				December 2023	3.11	3.15	3.04	3.15	3.15	---	---	---	3.36	---	27	310	490
				March 2024	---	---	---	---	3.12	---	---	---	---	---	---	---	---
				June 2024	---	---	---	---	3.14	---	---	---	---	---	---	---	---
PPC (CR)				(Contract Size: 100 Securities, Physical Delivery)													
10.08	9.85	10	1.01%	September 2023	9.93	10.05	9.87	10.04	10.04	---	---	---	11.33	---	37	223	29,336
				December 2023	10.09	10.18	9.99	10.10	10.10	---	---	---	10.69	---	32	307	475
				March 2024	---	---	---	---	10.01	---	---	---	---	---	---	---	---
				June 2024	---	---	---	---	10.06	---	---	---	---	---	---	---	---

Derivatives notes

Fixing prices and final open positions can be retrieved from the following path <http://www.helex.gr/el/web/guest/statistics-end-of-day-derivatives>

Underlying Asset				Derivatives Market													
Price max	Price min	Closing price	change	Delivery Month	Open price	Price max	Price min	Last price	Closing price	Last Bid	Last Ask	Fixing price*	Life high	Life low	Trades	Volume	Open Interest
QUEST HOLDINGS (CR)				(Contract Size: 100 Securities, Physical Delivery)													
6.46	6.2	6.46	1.89%	September 2023	6.35	6.35	6.25	6.25	6.25	---	---	---	6.77	---	2	6	213
				December 2023	---	---	---	---	6.38	---	---	---	---	---	---	---	---
				March 2024	---	---	---	---	6.41	---	---	---	---	---	---	---	---
				June 2024	---	---	---	---	6.44	---	---	---	---	---	---	---	---
TERNA ENERGY (CR)				(Contract Size: 100 Securities, Physical Delivery)													
16.88	16.5	16.52	-1.31%	September 2023	16.84	16.87	16.54	16.54	16.54	---	---	---	21.16	---	58	528	15,834
				December 2023	16.90	17.13	16.83	16.83	16.83	---	---	---	17.23	---	12	379	745
				March 2024	---	---	---	---	16.92	---	---	---	---	---	---	---	---
				June 2024	---	---	---	---	17.01	---	---	---	---	---	---	---	---
TITAN CEMENT (CB)				(Contract Size: 100 Securities, Physical Delivery)													
18	17.8	18	0.56%	September 2023	17.82	17.95	17.82	17.95	17.95	---	---	---	19.51	---	2	2	684
				December 2023	---	---	---	---	18.00	---	---	---	---	---	---	---	---
				March 2024	---	---	---	---	18.09	---	---	---	---	---	---	---	---
				June 2024	---	---	---	---	18.19	---	---	---	---	---	---	---	---
VIOHALCO SA/NV (CB)				(Contract Size: 100 Securities, Physical Delivery)													
6.67	6.47	6.55	0.00%	September 2023	6.58	6.58	6.48	6.57	6.57	---	---	---	7.16	---	32	150	5,108
				December 2023	6.66	6.66	6.55	6.55	6.55	---	---	---	6.66	---	4	20	---
				March 2024	---	---	---	---	6.62	---	---	---	---	---	---	---	---
				June 2024	---	---	---	---	6.66	---	---	---	---	---	---	---	---

Derivatives notes

Fixing prices and final open positions can be retrieved from the following path <http://www.helex.gr/el/web/quest/statistics-end-of-day-derivatives>

FTSE/Athex Large Cap

(Trade Unit: 1 Index Point x 2€ - Exercise Style: European, Cash Settlement)

Call Options																Put Options																
Exercise Price	September 2023							October 2023							Other Months		September 2023						October 2023						Other Months		Exercise Price	
	Open price	Price max	Price min	Last price	Closing price	Volume	Open Interest	Open price	Price max	Price min	Last price	Closing price	Volume	Open Interest	Volume	Open Interest	Open price	Price max	Price min	Last price	Closing price	Volume	Open Interest	Open price	Price max	Price min	Last price	Closing price	Volume	Open Interest		Volume
1,775	0.00	0.00	0.00	-	1,316.00	-	-	-	-	-	-	-	-	-	-	0.00	0.00	0.00	-	0.02	-	-	-	-	-	-	-	-	-	-	-	1,775
1,800	0.00	0.00	0.00	-	1,291.00	-	-	-	-	-	-	-	-	-	-	0.00	0.00	0.00	-	0.03	-	-	-	-	-	-	-	-	-	-	-	1,800
1,825	0.00	0.00	0.00	-	1,266.00	-	-	-	-	-	-	-	-	-	-	0.00	0.00	0.00	-	0.05	-	-	-	-	-	-	-	-	-	-	-	1,825
1,850	0.00	0.00	0.00	-	1,241.00	-	-	-	-	-	-	-	-	-	-	0.00	0.00	0.00	-	0.07	-	-	-	-	-	-	-	-	-	-	-	1,850
1,875	0.00	0.00	0.00	-	1,216.00	-	-	-	-	-	-	-	-	-	-	0.00	0.00	0.00	-	0.01	-	-	-	-	-	-	-	-	-	-	-	1,875
1,900	0.00	0.00	0.00	-	1,191.00	-	-	-	-	-	-	-	-	-	-	0.00	0.00	0.00	-	0.01	-	-	-	-	-	-	-	-	-	-	-	1,900
1,925	0.00	0.00	0.00	-	1,166.00	-	-	-	-	-	-	-	-	-	-	0.00	0.00	0.00	-	0.01	-	-	-	-	-	-	-	-	-	-	-	1,925
1,950	0.00	0.00	0.00	-	1,141.00	-	-	-	-	-	-	-	-	-	-	0.00	0.00	0.00	-	0.02	-	-	-	-	-	-	-	-	-	-	-	1,950
1,975	0.00	0.00	0.00	-	1,116.00	-	-	-	-	-	-	-	-	-	-	0.00	0.00	0.00	-	0.01	-	-	-	-	-	-	-	-	-	-	-	1,975
2,000	0.00	0.00	0.00	-	1,091.00	-	-	-	-	-	-	-	-	-	-	0.00	0.00	0.00	-	0.01	-	-	-	-	-	-	-	-	-	-	-	2,000
2,050	0.00	0.00	0.00	-	1,041.00	-	-	-	-	-	-	-	-	-	-	0.00	0.00	0.00	-	0.01	-	-	-	-	-	-	-	-	-	-	-	2,050
2,100	0.00	0.00	0.00	-	991.00	-	-	-	-	-	-	-	-	-	-	0.00	0.00	0.00	-	0.01	-	-	-	-	-	-	-	-	-	-	-	2,100
2,150	0.00	0.00	0.00	-	941.00	-	-	-	-	-	-	-	-	-	-	0.00	0.00	0.00	-	0.01	-	-	-	-	-	-	-	-	-	-	-	2,150
2,200	0.00	0.00	0.00	-	891.00	-	-	-	-	-	-	-	-	-	-	0.00	0.00	0.00	-	0.01	-	-	-	-	-	-	-	-	-	-	-	2,200
2,250	0.00	0.00	0.00	-	841.00	-	-	-	-	-	-	-	-	-	-	0.00	0.00	0.00	-	0.01	-	-	-	-	-	-	-	-	-	-	-	2,250
2,300	0.00	0.00	0.00	-	791.00	-	-	-	-	-	-	-	-	-	-	0.00	0.00	0.00	-	0.01	-	-	-	-	-	-	-	-	-	-	-	2,300
2,350	0.00	0.00	0.00	-	741.00	-	-	-	-	-	-	-	-	-	-	0.00	0.00	0.00	-	0.01	-	-	-	-	-	-	-	-	-	-	-	2,350
2,400	0.00	0.00	0.00	-	691.00	-	-	-	-	-	-	-	-	-	-	0.00	0.00	0.00	-	0.02	-	-	-	-	-	-	-	-	-	-	-	2,400
2,450	0.00	0.00	0.00	-	641.00	-	-	-	-	-	-	-	-	-	-	0.00	0.00	0.00	-	0.01	-	-	-	-	-	-	-	-	-	-	-	2,450
2,500	0.00	0.00	0.00	-	591.00	-	-	-	-	-	-	-	-	-	-	0.00	0.00	0.00	-	0.01	-	-	-	-	-	-	-	-	-	-	-	2,500
2,550	0.00	0.00	0.00	-	541.00	-	-	-	-	-	-	-	-	-	-	0.00	0.00	0.00	-	0.01	-	-	-	-	-	-	-	-	-	-	-	2,550
2,600	0.00	0.00	0.00	-	491.00	-	-	-	-	-	-	-	-	-	-	0.00	0.00	0.00	-	0.01	-	-	-	-	-	-	-	-	-	-	-	2,600
2,650	0.00	0.00	0.00	-	441.00	-	-	-	-	-	-	-	-	-	-	0.00	0.00	0.00	-	0.01	-	-	-	-	-	-	-	-	-	-	-	2,650
2,700	0.00	0.00	0.00	-	391.00	-	-	-	-	-	-	-	-	-	-	0.00	0.00	0.00	-	0.01	-	-	-	-	-	-	-	-	-	-	-	2,700
2,750	0.00	0.00	0.00	-	341.00	-	-	-	-	-	-	-	-	-	-	0.00	0.00	0.00	-	0.02	-	-	-	-	-	-	-	-	-	-	-	2,750
2,800	0.00	0.00	0.00	-	291.00	-	-	0.00	0.00	0.00	-	304.00	-	-	0.00	0.00	0.00	-	0.12	-	-	0.00	0.00	0.00	-	9.80	-	-	-	-	2,800	
2,850	0.00	0.00	0.00	-	242.00	-	-	0.00	0.00	0.00	-	260.00	-	-	0.00	0.00	0.00	-	0.54	-	50	0.00	0.00	0.00	-	16.00	-	-	-	-	2,850	
2,900	0.00	0.00	0.00	-	193.00	-	-	0.00	0.00	0.00	-	219.00	-	-	0.00	0.00	0.00	-	1.90	-	20	0.00	0.00	0.00	-	24.75	-	-	-	-	2,900	
2,950	0.00	0.00	0.00	-	147.00	-	-	0.00	0.00	0.00	-	181.00	-	-	0.00	0.00	0.00	-	5.40	-	20	0.00	0.00	0.00	-	36.75	-	-	-	-	2,950	
3,000	102.00	102.00	102.00	102.00	102.00	3	50	0.00	0.00	0.00	-	147.00	-	20	15.25	102.00	15.00	15.00	15.00	30	61	0.00	0.00	0.00	-	52.50	-	5	-	-	3,000	
3,050	0.00	0.00	0.00	-	69.00	-	61	0.00	0.00	0.00	-	117.00	-	120	0.00	0.00	0.00	-	27.50	-	138	0.00	0.00	0.00	-	72.50	-	35	-	-	3,050	
3,100	38.00	38.00	38.00	38.00	38.00	3	80	0.00	0.00	0.00	-	91.50	-	100	0.00	38.00	0.00	-	50.00	-	94	0.00	0.00	0.00	-	96.50	-	21	-	-	3,100	
3,150	0.00	0.00	0.00	-	22.50	-	107	0.00	0.00	0.00	-	69.50	-	120	0.00	0.00	0.00	-	81.00	-	55	0.00	0.00	0.00	-	125.00	-	61	-	-	3,150	
3,200	0.00	0.00	0.00	-	11.00	-	43	0.00	0.00	0.00	-	52.00	-	43	0.00	0.00	0.00	-	120.00	-	81	0.00	0.00	0.00	-	157.00	-	40	-	-	3,200	
3,250	0.00	0.00	0.00	-	4.70	-	129	0.00	0.00	0.00	-	38.00	-	21	0.00	0.00	0.00	-	163.00	-	40	0.00	0.00	0.00	-	193.00	-	220	-	-	3,250	
3,300	0.00	0.00	0.00	-	1.80	-	-	0.00	0.00	0.00	-	27.00	-	20	0.00	0.00	0.00	-	210.00	-	22	0.00	0.00	0.00	-	232.00	-	40	-	-	3,300	

FTSE/Athex Large Cap

(Trade Unit: 1 Index Point x 2€ - Exercise Style: European, Cash Settlement)

Exercise Price	Call Options														Put Options										Exercise Price								
	September 2023							October 2023							Other Months		September 2023					October 2023					Other Months						
	Open price	Price max	Price min	Last price	Closing price	Volume	Open Interest	Open price	Price max	Price min	Last price	Closing price	Volume	Open Interest	Volume	Open Interest	Open price	Price max	Price min	Last price	Closing price	Volume	Open Interest	Open price		Price max	Price min	Last price	Closing price	Volume	Open Interest	Volume	Open Interest
3,350	0.00	0.00	0.00	-	0.62	-	-	0.00	0.00	0.00	-	19.00	-	-			0.00	0.00	0.00	-	259.00	-	-	0.00	0.00	0.00	-	273.00	-	-			3,350
3,400	0.00	0.00	0.00	-	0.19	-	-	0.00	0.00	0.00	-	13.00	-	-			0.00	0.00	0.00	-	309.00	-	-	0.00	0.00	0.00	-	317.00	-	-			3,400
3,450	0.00	0.00	0.00	-	0.05	-	-	0.00	0.00	0.00	-	8.60	-	-			0.00	0.00	0.00	-	359.00	-	-	0.00	0.00	0.00	-	363.00	-	-			3,450
3,500	0.00	0.00	0.00	-	0.01	-	-	0.00	0.00	0.00	-	5.60	-	-			0.00	0.00	0.00	-	409.00	-	-	0.00	0.00	0.00	-	410.00	-	-			3,500
Totals:						6	470							0	444	0	0						30	581						0	422	0	0
Number of Trades:						2								0		0							3							0		0	

ALPHA SERVICES HOLD (CR)

(Contract Size: 100 Securities, Exercise Style: American, Physical Delivery)

Call Options														Put Options																		
September 2023							October 2023							Other Months		September 2023							October 2023							Other Months		Exercise Price
Open price	Price max	Price min	Last price	Closing price	Volume	Open Interest	Open price	Price max	Price min	Last price	Closing price	Volume	Open Interest	Volume	Open Interest	Open price	Price max	Price min	Last price	Closing price	Volume	Open Interest	Open price	Price max	Price min	Last price	Closing price	Volume	Open Interest	Volume	Open Interest	
0.550	0.000	0.000	0.000	0.900	-	-						-	-			0.000	0.000	0.000	0.002	-	-											0.006
0.600	0.000	0.000	0.000	0.850	-	-						-	-			0.000	0.000	0.000	0.001	-	-											0.006
0.650	0.000	0.000	0.000	0.800	-	-						-	-			0.000	0.000	0.000	0.001	-	-											0.007
0.700	0.000	0.000	0.000	0.750	-	-						-	-			0.000	0.000	0.000	0.001	-	-											0.007
0.750	0.000	0.000	0.000	0.700	-	-						-	-			0.000	0.000	0.000	0.002	-	-											0.008
0.800	0.000	0.000	0.000	0.650	-	-						-	-			0.000	0.000	0.000	0.001	-	-											0.008
0.850	0.000	0.000	0.000	0.600	-	-						-	-			0.000	0.000	0.000	0.001	-	-											0.009
0.900	0.000	0.000	0.000	0.550	-	-						-	-			0.000	0.000	0.000	0.002	-	-											0.009
0.950	0.000	0.000	0.000	0.501	-	-	0.000	0.000	0.000		0.502	-	-			0.000	0.000	0.000	0.004	-	-	0.000	0.000	0.000	0.002	-	-					0.010
1.000	0.000	0.000	0.000	0.451	-	-	0.000	0.000	0.000		0.453	-	-			0.000	0.000	0.000	0.001	-	-	0.000	0.000	0.000	0.003	-	-					0.010
1.100	0.000	0.000	0.000	0.351	-	-	0.000	0.000	0.000		0.354	-	-			0.000	0.000	0.000	0.001	-	-	0.000	0.000	0.000	0.001	-	-					0.011
1.200	0.000	0.000	0.000	0.252	-	-	0.000	0.000	0.000		0.259	-	-			0.000	0.000	0.000	0.001	-	-	0.000	0.000	0.000	0.006	-	-					0.012
1.300	0.000	0.000	0.000	0.160	-	-	0.000	0.000	0.000		0.175	-	-			0.000	0.000	0.000	0.009	-	-	0.000	0.000	0.000	0.022	-	-					0.013
1.400	0.000	0.000	0.000	0.086	-	-	0.000	0.000	0.000		0.107	-	-			0.000	0.000	0.000	0.035	-	-	0.000	0.000	0.000	0.054	-	-					0.014
1.500	0.000	0.000	0.000	0.037	-	14	0.000	0.000	0.000		0.059	-	-			0.000	0.000	0.000	0.087	-	-	0.000	0.000	0.000	0.106	-	-					0.015
1.600	0.000	0.000	0.000	0.013	-	-	0.000	0.000	0.000		0.030	-	-			0.000	0.000	0.000	0.163	-	-	0.000	0.000	0.000	0.177	-	-					0.016
1.700	0.000	0.000	0.000	0.004	-	-	0.000	0.000	0.000		0.013	-	-			0.000	0.000	0.000	0.253	-	-	0.000	0.000	0.000	0.260	-	-					0.017
1.800	0.000	0.000	0.000	0.001	-	-	0.000	0.000	0.000		0.006	-	-			0.000	0.000	0.000	0.350	-	-	0.000	0.000	0.000	0.353	-	-					0.018
1.900	0.000	0.000	0.000	0.001	-	-	0.000	0.000	0.000		0.002	-	-			0.000	0.000	0.000	0.450	-	-	0.000	0.000	0.000	0.450	-	-					0.019
2.000	0.000	0.000	0.000	0.001	-	-	0.000	0.000	0.000		0.001	-	-			0.000	0.000	0.000	0.550	-	-	0.000	0.000	0.000	0.550	-	-					0.020
2.200	0.000	0.000	0.000	0.001	-	-	0.000	0.000	0.000		0.003	-	-			0.000	0.000	0.000	0.750	-	-	0.000	0.000	0.000	0.750	-	-					0.022
2.400	0.000	0.000	0.000	0.001	-	-	0.000	0.000	0.000		0.001	-	-			0.000	0.000	0.000	0.950	-	-	0.000	0.000	0.000	0.950	-	-					0.024
Totals:					0	14						0	0	0	0								0	0	0	0	0	0	0	0		
Number of Trades:					0							0		0									0.00						0		0	

NATIONAL BANK (CR)

(Contract Size: 100 Securities, Exercise Style: American, Physical Delivery)

Call Options														Put Options																			
September 2023							October 2023							Other Months		September 2023							October 2023							Other Months			
Exercise Price	Open price	Price max	Price min	Last price	Closing price	Volume	Open Interest	Open price	Price max	Price min	Last price	Closing price	Volume	Open Interest	Volume	Open Interest	Open price	Price max	Price min	Last price	Closing price	Volume	Open Interest	Open price	Price max	Price min	Last price	Closing price	Volume	Open Interest	Volume	Open Interest	Exercise Price
2.000	0.000	0.000	0.000		3.86	-	-						-	-			0.000	0.000	0.000		0.001	-	-						-	-			0.020
2.200	0.000	0.000	0.000		3.66	-	-						-	-			0.000	0.000	0.000		0.001	-	-					-	-			0.022	
2.400	0.000	0.000	0.000		3.46	-	-						-	-			0.000	0.000	0.000		0.001	-	-					-	-			0.024	
2.600	0.000	0.000	0.000		3.26	-	-						-	-			0.000	0.000	0.000		0.001	-	-					-	-			0.026	
2.800	0.000	0.000	0.000		3.06	-	-						-	-			0.000	0.000	0.000		0.001	-	-					-	-			0.028	
3.000	0.000	0.000	0.000		2.86	-	-						-	-			0.000	0.000	0.000		0.001	-	-					-	-			0.030	
3.200	0.000	0.000	0.000		2.66	-	-						-	-			0.000	0.000	0.000		0.001	-	-					-	-			0.032	
3.400	0.000	0.000	0.000		2.46	-	-						-	-			0.000	0.000	0.000		0.001	-	-					-	-			0.034	
3.600	0.000	0.000	0.000		2.26	-	-						-	-			0.000	0.000	0.000		0.001	-	-					-	-			0.036	
3.800	0.000	0.000	0.000		2.06	-	-	0.000	0.000	0.000		2.07	-	-			0.000	0.000	0.000		0.001	-	-	0.000	0.000	0.000	0.001	-	-			0.038	
4.000	0.000	0.000	0.000		1.86	-	-	0.000	0.000	0.000		1.87	-	-			0.000	0.000	0.000		0.001	-	-	0.000	0.000	0.000	0.001	-	-			0.040	
4.400	0.000	0.000	0.000		1.46	-	-	0.000	0.000	0.000		1.48	-	-			0.000	0.000	0.000		0.001	-	-	0.000	0.000	0.000	0.004	-	-			0.044	
4.800	0.000	0.000	0.000		1.06	-	-	0.000	0.000	0.000		1.09	-	-			0.000	0.000	0.000		0.002	-	-	0.000	0.000	0.000	0.022	-	-			0.048	
5.200	0.000	0.000	0.000		0.667	-	-	0.000	0.000	0.000		0.750	-	-			0.000	0.000	0.000		0.005	-	-	0.000	0.000	0.000	0.077	-	-			0.052	
5.600	0.000	0.000	0.000		0.316	-	-	0.000	0.000	0.000		0.469	-	-			0.000	0.000	0.000		0.053	-	-	0.000	0.000	0.000	0.196	-	-			0.056	
6.000	0.000	0.000	0.000		0.095	-	-	0.000	0.000	0.000		0.267	-	-			0.000	0.000	0.000		0.232	-	270	0.000	0.000	0.000	0.393	-	-			0.060	
6.400	0.000	0.000	0.000		0.016	-	4	0.000	0.000	0.000		0.137	-	-			0.000	0.000	0.000		0.554	-	-	0.000	0.000	0.000	0.663	-	-			0.064	
6.800	0.000	0.000	0.000		0.001	-	-	0.000	0.000	0.000		0.063	-	-			0.000	0.000	0.000		0.940	-	-	0.000	0.000	0.000	0.991	-	-			0.068	
7.200	0.000	0.000	0.000		0.003	-	-	0.000	0.000	0.000		0.027	-	-			0.000	0.000	0.000		1.34	-	-	0.000	0.000	0.000	1.36	-	-			0.072	
7.600	0.000	0.000	0.000		0.001	-	-	0.000	0.000	0.000		0.011	-	-			0.000	0.000	0.000		1.74	-	-	0.000	0.000	0.000	1.74	-	-			0.076	
8.000	0.000	0.000	0.000		0.001	-	-	0.000	0.000	0.000		0.004	-	-			0.000	0.000	0.000		2.14	-	-	0.000	0.000	0.000	2.14	-	-			0.080	
8.400	0.000	0.000	0.000		0.001	-	-	0.000	0.000	0.000		0.001	-	-			0.000	0.000	0.000		2.54	-	-	0.000	0.000	0.000	2.54	-	-			0.084	
Totals:						0	4						0	0	0	0						0	270					0	0	0	50		
Number of Trades:							0						0		0							0.00						0		0			

OPAP (CR)

(Contract Size: 100 Securities, Exercise Style: American, Physical Delivery)

Exercise Price	Call Options														Put Options																		
	September 2023							October 2023							Other Months		September 2023							October 2023							Other Months		Exercise Price
	Open price	Price max	Price min	Last price	Closing price	Volume	Open Interest	Open price	Price max	Price min	Last price	Closing price	Volume	Open Interest	Volume	Open Interest	Open price	Price max	Price min	Last price	Closing price	Volume	Open Interest	Open price	Price max	Price min	Last price	Closing price	Volume	Open Interest	Volume	Open Interest	
8.800	0.000	0.000	0.000	7.60	-	-										0.000	0.000	0.000	0.001	-	-												
9.200	0.000	0.000	0.000	7.21	-	-										0.000	0.000	0.000	0.001	-	-												0.092
9.600	0.000	0.000	0.000	6.81	-	-										0.000	0.000	0.000	0.001	-	-												0.096
10.000	0.000	0.000	0.000	6.41	-	-	0.000	0.000	0.000		6.42	-	-			0.000	0.000	0.000	0.002	-	-		0.000	0.000	0.000	0.001	-	-				0.100	
11.000	0.000	0.000	0.000	5.41	-	-	0.000	0.000	0.000		5.43	-	-			0.000	0.000	0.000	0.001	-	-		0.000	0.000	0.000	0.001	-	-				0.110	
12.000	0.000	0.000	0.000	4.41	-	-	0.000	0.000	0.000		4.43	-	-			0.000	0.000	0.000	0.001	-	-		0.000	0.000	0.000	0.003	-	-				0.120	
13.000	0.000	0.000	0.000	3.41	-	-	0.000	0.000	0.000		3.43	-	-			0.000	0.000	0.000	0.001	-	-		0.000	0.000	0.000	0.004	-	-				0.130	
14.000	0.000	0.000	0.000	2.41	-	-	0.000	0.000	0.000		2.44	-	-			0.000	0.000	0.000	0.001	-	10		0.000	0.000	0.000	0.009	-	-				0.140	
15.000	0.000	0.000	0.000	1.41	-	-	0.000	0.000	0.000		1.51	-	10			0.000	0.000	0.000	0.005	-	20		0.000	0.000	0.000	0.074	-	-				0.150	
16.000	0.000	0.000	0.000	0.537	-	12	0.000	0.000	0.000		0.759	-	64			0.000	0.000	0.000	0.128	-	-		0.000	0.000	0.000	0.321	-	-				0.160	
17.000	0.000	0.000	0.000	0.091	-	10	0.000	0.000	0.000		0.295	-	6			0.000	0.000	0.000	0.683	-	-		0.000	0.000	0.000	0.859	-	-				0.170	
18.000	0.000	0.000	0.000	0.005	-	5	0.000	0.000	0.000		0.084	-	-			0.000	0.000	0.000	1.60	-	-		0.000	0.000	0.000	1.65	-	-				0.180	
19.000	0.000	0.000	0.000	0.001	-	-	0.000	0.000	0.000		0.018	-	-			0.000	0.000	0.000	2.60	-	-		0.000	0.000	0.000	2.60	-	-				0.190	
20.000	0.000	0.000	0.000	0.001	-	-	0.000	0.000	0.000		0.003	-	-			0.000	0.000	0.000	3.60	-	-		0.000	0.000	0.000	3.60	-	-				0.200	
22.000	0.000	0.000	0.000	0.001	-	-	0.000	0.000	0.000		0.001	-	-			0.000	0.000	0.000	5.60	-	-		0.000	0.000	0.000	5.60	-	-				0.220	
24.000	0.000	0.000	0.000	0.002	-	-										0.000	0.000	0.000	7.60	-	-											0.240	
Totals:						0	27						0	80	0	0						0	30						0	50	0	0	
Number of Trades:							0						0										0.00							0		0	

OTE (CR)

(Contract Size: 100 Securities, Exercise Style: American, Physical Delivery)

Exercise Price	Call Options												Put Options												Exercise Price								
	September 2023						October 2023						Other Months		September 2023						October 2023						Other Months						
	Open price	Price max	Price min	Last price	Closing price	Volume	Open Interest	Open price	Price max	Price min	Last price	Closing price	Volume	Open Interest	Volume	Open Interest	Open price	Price max	Price min	Last price	Closing price	Volume	Open Interest	Open price		Price max	Price min	Last price	Closing price	Volume	Open Interest	Volume	Open Interest
9.200	0.000	0.000	0.000		4.59	-	-										0.000	0.000	0.000		0.001	-	-										0.092
9.600	0.000	0.000	0.000		4.19	-	-	0.000	0.000	0.000		4.20	-	-			0.000	0.000	0.000		0.001	-	-	0.000	0.000	0.000		0.001	-	-			0.096
10.000	0.000	0.000	0.000		3.79	-	-	0.000	0.000	0.000		3.80	-	-			0.000	0.000	0.000		0.001	-	-	0.000	0.000	0.000		0.001	-	-			0.100
11.000	0.000	0.000	0.000		2.79	-	-	0.000	0.000	0.000		2.81	-	-			0.000	0.000	0.000		0.001	-	-	0.000	0.000	0.000		0.001	-	-			0.110
12.000	0.000	0.000	0.000		1.79	-	-	0.000	0.000	0.000		1.83	-	-			0.000	0.000	0.000		0.001	-	-	0.000	0.000	0.000		0.023	-	-			0.120
13.000	0.000	0.000	0.000		0.787	-	-	0.000	0.000	0.000		0.974	-	-			0.000	0.000	0.000		0.017	-	-	0.000	0.000	0.000		0.162	-	-			0.130
14.000	0.000	0.000	0.000		0.039	-	-	0.000	0.000	0.000		0.388	-	-			0.000	0.000	0.000		0.253	-	-	0.000	0.000	0.000		0.576	-	-			0.140
15.000	0.000	0.000	0.000		0.001	-	10	0.000	0.000	0.000		0.110	-	60			0.000	0.000	0.000		1.22	-	15	0.000	0.000	0.000		1.30	-	-			0.150
16.000	0.000	0.000	0.000		0.001	-	-	0.000	0.000	0.000		0.022	-	-			0.000	0.000	0.000		2.22	-	-	0.000	0.000	0.000		2.22	-	-			0.160
17.000	0.000	0.000	0.000		0.001	-	-	0.000	0.000	0.000		0.003	-	-			0.000	0.000	0.000		3.22	-	-	0.000	0.000	0.000		3.22	-	-			0.170
18.000	0.000	0.000	0.000		0.001	-	-	0.000	0.000	0.000		0.001	-	-			0.000	0.000	0.000		4.22	-	-	0.000	0.000	0.000		4.22	-	-			0.180
19.000	0.000	0.000	0.000		0.001	-	-	0.000	0.000	0.000		0.001	-	-			0.000	0.000	0.000		5.22	-	-	0.000	0.000	0.000		5.22	-	-			0.190
20.000	0.000	0.000	0.000		0.001	-	-						-	-			0.000	0.000	0.000		6.22	-	-									0.200	
22.000	0.000	0.000	0.000		0.001	-	-						-	-			0.000	0.000	0.000		8.22	-	-									0.220	
Totals:						0	10					0	60	0	0						0	15						0	0	0	0		
Number of Trades:						0						0		0							0.00						0		0				

PIRAEUS FINANCIAL HOLD (CR)

(Contract Size: 100 Securities, Exercise Style: American, Physical Delivery)

Call Options														Put Options																			
September 2023							October 2023							Other Months		September 2023							October 2023							Other Months		Exercise Price	
Open price	Price max	Price min	Last price	Closing price	Volume	Open Interest	Open price	Price max	Price min	Last price	Closing price	Volume	Open Interest	Volume	Open Interest	Open price	Price max	Price min	Last price	Closing price	Volume	Open Interest	Open price	Price max	Price min	Last price	Closing price	Volume	Open Interest	Volume	Open Interest		
0.750	0.000	0.000	0.000	2.34	-	-						-	-			0.000	0.000	0.000	0.001	-	-						-	-			0.008		
0.800	0.000	0.000	0.000	2.29	-	-						-	-			0.000	0.000	0.000	0.001	-	-						-	-			0.008		
0.850	0.000	0.000	0.000	2.24	-	-						-	-			0.000	0.000	0.000	0.001	-	-						-	-			0.009		
0.900	0.000	0.000	0.000	2.19	-	-						-	-			0.000	0.000	0.000	0.001	-	-						-	-			0.009		
0.950	0.000	0.000	0.000	2.14	-	-						-	-			0.000	0.000	0.000	0.002	-	-						-	-			0.010		
1.000	0.000	0.000	0.000	2.09	-	-						-	-			0.000	0.000	0.000	0.001	-	-						-	-			0.010		
1.100	0.000	0.000	0.000	1.99	-	-						-	-			0.000	0.000	0.000	0.002	-	-						-	-			0.011		
1.200	0.000	0.000	0.000	1.89	-	-						-	-			0.000	0.000	0.000	0.004	-	-						-	-			0.012		
1.300	0.000	0.000	0.000	1.79	-	-						-	-			0.000	0.000	0.000	0.001	-	-						-	-			0.013		
1.400	0.000	0.000	0.000	1.69	-	-						-	-			0.000	0.000	0.000	0.001	-	-						-	-			0.014		
1.500	0.000	0.000	0.000	1.59	-	-						-	-			0.000	0.000	0.000	0.001	-	-						-	-			0.015		
1.600	0.000	0.000	0.000	1.49	-	-						-	-			0.000	0.000	0.000	0.001	-	-						-	-			0.016		
1.700	0.000	0.000	0.000	1.39	-	-						-	-			0.000	0.000	0.000	0.001	-	-						-	-			0.017		
1.800	0.000	0.000	0.000	1.29	-	-						-	-			0.000	0.000	0.000	0.001	-	-						-	-			0.018		
1.900	0.000	0.000	0.000	1.19	-	-						-	-			0.000	0.000	0.000	0.001	-	-						-	-			0.019		
2.000	0.000	0.000	0.000	1.09	-	-	0.000	0.000	0.000		1.10	-	-			0.000	0.000	0.000	0.001	-	-	0.000	0.000	0.000		0.001	-	-			0.020		
2.200	0.000	0.000	0.000	0.891	-	-	0.000	0.000	0.000		0.896	-	-			0.000	0.000	0.000	0.001	-	-	0.000	0.000	0.000		0.001	-	-			0.022		
2.400	0.000	0.000	0.000	0.691	-	-	0.000	0.000	0.000		0.701	-	-			0.000	0.000	0.000	0.001	-	-	0.000	0.000	0.000		0.005	-	-			0.024		
2.600	0.000	0.000	0.000	0.492	-	-	0.000	0.000	0.000		0.516	-	-			0.000	0.000	0.000	0.001	-	-	0.000	0.000	0.000		0.019	-	-			0.026		
2.800	0.000	0.000	0.000	0.299	-	-	0.000	0.000	0.000		0.352	-	-			0.000	0.000	0.000	0.008	-	-	0.000	0.000	0.000		0.056	-	-			0.028		
3.000	0.000	0.000	0.000	0.140	-	-	0.000	0.000	0.000		0.221	-	-			0.000	0.000	0.000	0.048	-	-	0.000	0.000	0.000		0.124	-	-			0.030		
3.200	0.000	0.000	0.000	0.045	-	-	0.000	0.000	0.000		0.127	-	-			0.000	0.000	0.000	0.154	-	-	0.000	0.000	0.000		0.229	-	-			0.032		
3.400	0.000	0.000	0.000	0.010	-	4	0.000	0.000	0.000		0.067	-	4			0.000	0.000	0.000	0.318	-	-	0.000	0.000	0.000		0.370	-	-			0.034		
3.600	0.000	0.000	0.000	0.001	-	-	0.000	0.000	0.000		0.032	-	-			0.000	0.000	0.000	0.511	-	-	0.000	0.000	0.000		0.536	-	-			0.036		
3.800	0.000	0.000	0.000	0.001	-	-	0.000	0.000	0.000		0.014	-	-			0.000	0.000	0.000	0.710	-	-	0.000	0.000	0.000		0.719	-	-			0.038		
4.000	0.000	0.000	0.000	0.001	-	-	0.000	0.000	0.000		0.006	-	-			0.000	0.000	0.000	0.910	-	-	0.000	0.000	0.000		0.912	-	-			0.040		
4.400	0.000	0.000	0.000	0.001	-	-	0.000	0.000	0.000		0.001	-	-			0.000	0.000	0.000	1.31	-	-	0.000	0.000	0.000		1.31	-	-			0.044		
4.800	0.000	0.000	0.000	0.001	-	-	0.000	0.000	0.000		0.004	-	-			0.000	0.000	0.000	1.71	-	-	0.000	0.000	0.000		1.71	-	-			0.048		
5.200	0.000	0.000	0.000	0.001	-	-	0.000	0.000	0.000		0.001	-	-			0.000	0.000	0.000	2.11	-	-	0.000	0.000	0.000		2.11	-	-			0.052		
Totals:					0	4						0	4	0	0							0	0							0	0	0	0
Number of Trades:					0							0		0									0.00							0		0	

PPC (CR)

(Contract Size: 100 Securities, Exercise Style: American, Physical Delivery)

Exercise Price	Call Options														Put Options														Exercise Price				
	September 2023							October 2023							Other Months		September 2023							October 2023							Other Months		
	Open price	Price max	Price min	Last price	Closing price	Volume	Open Interest	Open price	Price max	Price min	Last price	Closing price	Volume	Open Interest	Volume	Open Interest	Open price	Price max	Price min	Last price	Closing price	Volume	Open Interest	Open price	Price max	Price min	Last price	Closing price		Volume	Open Interest	Volume	Open Interest
3.600	0.000	0.000	0.000	6.30	-	-						-	-			0.000	0.000	0.000	0.001	-	-					-	-					0.036	
3.800	0.000	0.000	0.000	6.10	-	-						-	-			0.000	0.000	0.000	0.001	-	-					-	-					0.038	
4.000	0.000	0.000	0.000	5.90	-	-						-	-			0.000	0.000	0.000	0.001	-	-					-	-					0.040	
4.400	0.000	0.000	0.000	5.50	-	-						-	-			0.000	0.000	0.000	0.005	-	-					-	-					0.044	
4.800	0.000	0.000	0.000	5.10	-	-						-	-			0.000	0.000	0.000	0.001	-	-					-	-					0.048	
5.200	0.000	0.000	0.000	4.70	-	-						-	-			0.000	0.000	0.000	0.001	-	-					-	-					0.052	
5.600	0.000	0.000	0.000	4.30	-	-						-	-			0.000	0.000	0.000	0.001	-	-					-	-					0.056	
6.000	0.000	0.000	0.000	3.90	-	-						-	-			0.000	0.000	0.000	0.001	-	-					-	-					0.060	
6.400	0.000	0.000	0.000	3.50	-	-						-	-			0.000	0.000	0.000	0.001	-	-					-	-					0.064	
6.800	0.000	0.000	0.000	3.10	-	-						-	-			0.000	0.000	0.000	0.001	-	-					-	-					0.068	
7.200	0.000	0.000	0.000	2.70	-	-						-	-			0.000	0.000	0.000	0.001	-	-					-	-					0.072	
7.600	0.000	0.000	0.000	2.30	-	-	0.000	0.000	0.000		2.33	-	-			0.000	0.000	0.000	0.001	-	-	0.000	0.000	0.000		0.013	-	-			0.076		
8.000	0.000	0.000	0.000	1.90	-	-	0.000	0.000	0.000		1.95	-	-			0.000	0.000	0.000	0.001	-	-	0.000	0.000	0.000		0.034	-	-			0.080		
8.400	0.000	0.000	0.000	1.51	-	-	0.000	0.000	0.000		1.59	-	-			0.000	0.000	0.000	0.001	-	-	0.000	0.000	0.000		0.073	-	-			0.084		
8.800	0.000	0.000	0.000	1.11	-	-	0.000	0.000	0.000		1.26	-	-			0.000	0.000	0.000	0.008	-	-	0.101	0.101	0.101	0.101	0.101	10	15			0.088		
9.200	0.000	0.000	0.000	0.743	-	-	0.000	0.000	0.000		0.972	-	-			0.000	0.000	0.000	0.038	-	-	0.000	0.000	0.000		0.250	-	-			0.092		
9.600	0.000	0.000	0.000	0.434	-	60	0.000	0.000	0.000		0.724	-	25			0.000	0.000	0.000	0.128	-	52	0.000	0.000	0.000		0.402	-	-			0.096		
10.000	0.000	0.000	0.000	0.213	-	45	0.000	0.000	0.000		0.522	-	5			0.000	0.000	0.000	0.308	-	50	0.000	0.000	0.000		0.599	-	-			0.100		
11.000	0.000	0.000	0.000	0.015	-	12	0.000	0.000	0.000		0.200	-	59			0.000	0.000	0.000	1.11	-	-	0.000	0.000	0.000		1.28	-	-			0.110		
12.000	0.000	0.000	0.000	0.001	-	21	0.000	0.000	0.000		0.062	-	-			0.000	0.000	0.000	2.10	-	-	0.000	0.000	0.000		2.14	-	-			0.120		
13.000	0.000	0.000	0.000	0.001	-	-	0.000	0.000	0.000		0.016	-	-			0.000	0.000	0.000	3.10	-	-	0.000	0.000	0.000		3.10	-	-			0.130		
14.000	0.000	0.000	0.000	0.001	-	-	0.000	0.000	0.000		0.004	-	-			0.000	0.000	0.000	4.10	-	-	0.000	0.000	0.000		4.10	-	-			0.140		
15.000	0.000	0.000	0.000	0.001	-	-	0.000	0.000	0.000		0.001	-	-			0.000	0.000	0.000	5.10	-	-	0.000	0.000	0.000		5.10	-	-			0.150		
16.000	0.000	0.000	0.000	0.001	-	-	0.000	0.000	0.000		0.001	-	-			0.000	0.000	0.000	6.10	-	-	0.000	0.000	0.000		6.10	-	-			0.160		
Totals:					0	138						0	89	0	0						0	102				10	196	0	0				
Number of Trades:					0							0		0							0.00					2		0					

Lending Products	Underlying Title	Multilateral Transactions[1]					Bilateral Transactions[2]		Stock Borrowing through OTC (volume)[3]
		Open Interest[5]	Volume(Offered)	Average Weighted	Transactions volume	Average Weighted	Transactions Volume	Average Weighted	Transactions Volume
ADMIEBOR	ADMIE (IPTO) HOLDING S.A. (CR)	---	---	---	---	---	---	650,003	
AEGNBOR	AEGEAN AIRLINES (CR)	---	---	---	---	---	---	167,632	
ALPHABOR	ALPHA SERVICES HOLD (CR)	200	---	---	---	---	---	58,585,637	
OTOELBOR	AUTOHELLAS SA (CR)	1,050	---	---	---	---	---	191,813	
AVAXBOR	AVAX S.A. (CR)	---	---	---	---	---	---	---	
EEEBOR	CC HBC AG (CR)	3,039	---	---	---	---	---	49,268	
CENERBOR	CENERGY HOLDINGS (CB)	17,790	---	---	---	---	---	18,720	
ELLAKTORBOR	ELLAKTOR (CR)	7,181	---	---	---	---	---	46,715	
ELHABOR	ELVALHALCOR (CR)	12,788	---	---	---	---	---	64,887	
EUROBBOR	EUROBANK HOLDINGS (CR)	15,000	---	---	---	---	---	34,134,103	
EYDAPBOR	EYDAP S.A. (CR)	7,845	---	---	---	---	---	242,002	
FFGRPBOR	FOLLI FOLLIE (CR)	---	---	---	---	---	---	886,279	
FOYRKBOR	FOURLIS (CR)	---	---	---	---	---	---	11,123	
GEKTERNABOR	GEK TERNA (CR)	---	---	---	---	---	---	3,698	
SARBOR	GR. SARANTIS S.A. (CR)	1,946	---	---	---	---	---	64,258	
EXAEBOR	HELLENIC EXCHANGES-A.S.E. (CR)	4,000	---	---	---	---	---	187,809	
ELPEBOR	HELLENIQ ENERGY (CR)	---	---	---	---	---	---	389,613	
INTRKBOR	INTRACOM HOLDINGS (CR)	---	---	---	---	---	---	---	
INKATBOR	INTRAKAT (CR)	---	---	---	---	---	---	---	
BELABOR	JUMBO SA (CR)	19,378	---	---	---	---	---	196,329	
LAMDABOR	LAMDA DEVELOPMENT SA (CR)	618	---	---	---	---	---	562,909	
MIGBOR	MIG (CR)	1,522	---	---	---	---	---	40,179	
MOHBOR	MOTOR OIL (CR)	95,034	---	---	2,550	4.75%	---	732,156	
MYTILBOR	MYTILINEOS (CR)	19,602	---	---	---	---	---	125,692	
ETEBOR	NATIONAL BANK (CR)	541	---	---	---	---	---	8,950,551	
OPAPBOR	OPAP (CR)	2,000	---	---	---	---	---	1,562,684	
HTOBOR	OTE (CR)	1,000	---	---	---	---	---	2,286,745	
PPABOR	P.P.A. S.A. (CR)	---	---	---	---	---	---	83,287	
TPEIRBOR	PIRAEUS FINANCIAL HOLD (CR)	5,000	---	---	---	---	---	12,404,599	
PPCBOR	PPC (CR)	3,000	---	---	---	---	---	1,567,201	
QUALBOR	QUALITY & RELIABILITY SA (CR)	---	---	---	---	---	---	---	

Stock Lending Notes

[1] - Multilateral contracts Lending or Borrowing as per Methods 8-1, 8-2 and 8-3-3 (According to ATHEX BoD Resolution No.17)

[2] - Bilateral Contracts Lending or Borrowing as per Methods 8-3-1 and 8-3-2 (According to ATHEX BoD Resolution No.20)

[3] - The information concerning OTC Stock Borrowing Transactions is based on the statements of the Dematerialised Securities System (DSS) operators involved and refers to volumes that have been registered up until the previous working day.

[4] - Average Price (Volume weighted)

[5] - The Data concerning Open Interest before the start of trading session

Lending Products	Underlying Title	Open Interest[5]	Multilateral Transactions[1]				Bilateral Transactions[2]		Stock Borrowing through OTC (volume)[3]	
			Volume(Offered)	Average Weighted	Transactions volume	Average Weighted	Transactions Volume	Average Weighted	Transactions Volume	
QUESTBOR	QUEST HOLDINGS (CR)	300	---	---	---	---	---	---	41,564	
TENERGYBOR	TERNA ENERGY (CR)	---	---	---	---	---	---	---	306,821	
TITCBOR	TITAN CEMENT (CB)	6,873	---	---	---	---	---	---	301,904	
VIOBOR	VIOHALCO SA/NV (CB)	9,244	---	---	---	---	---	---	---	

Stock Lending Notes

[1] - Multilateral contracts Lending or Borrowing as per Methods 8-1, 8-2 and 8-3-3 (According to ATHEX BoD Resolution No.17)

[2] - Bilateral Contracts Lending or Borrowing as per Methods 8-3-1 and 8-3-2 (According to ATHEX BoD Resolution No.20)

[3] - The information concerning OTC Stock Borrowing Transactions is based on the statements of the Dematerialised Securities System (DSS) operators involved and refers to volumes that have been registered up until the previous working day.

[4] - Average Price (Volume weighted)

[5] - The Data concerning Open Interest before the start of trading session

Sectors codification for listed companies

12003-	ETF	10101010	Computer Services
10101015	Software	10102030	Computer Hardware
15101010	Telecommunications Equipment	15102015	Telecommunications Services
20101010	Health Care Facilities	20101025	Health Care Services
20102010	Medical Equipment	20103015	Pharmaceuticals
30101010	Banks	30202000	Diversified Financial Services
30202010	Asset Managers & Custodians	30202015	Investment Services
30204000	Closed End Investments	30302010	Full Line Insurance
30302015	Insurance Brokers	30302025	Property and Casualty Insurance
35101010	Real Estate Holding and Development	35101015	Real Estate Services
35102000	Diversified REITs	35102030	Office REITs
40201040	Rental & Leasing Services: Consumer	40202010	Home Construction
40202015	Household Furnishings	40202020	Household Appliance
40203040	Electronic Entertainment	40203045	Toys
40204020	Clothing & Accessories	40301010	Entertainment
40301030	Publishing	40301035	Radio & TV Broadcasters
40401010	Diversified Retailers	40401020	Apparel Retailers
40401025	Home Improvement Retailers	40401030	Specialty Retailers
40501010	Airlines	40501015	Travel & Tourism
40501020	Casinos & Gambling	40501025	Hotels & Motels
45101015	Distillers & Vintners	45101020	Soft Drinks
45102010	Farming Fishing Ranching & Plantations	45102020	Food Products
45103010	Tobacco	45201010	Food Retailers & Wholesalers
45201020	Personal Products	50101010	Construction
50101020	Building Roof/Wallboard and Plumbing	50101030	Cement
50101035	Building Materials: Other	50202010	Electrical Components
50203000	Diversified Industrials	50203015	Plastics
50203030	Containers & Packaging	50204000	Machinery: Industrial
50204020	Machinery: Construction & Handling	50205010	Industrial Suppliers
50205020	Back Office Support HR & Consulting	50205030	Forms & Bulk Printing Services
50206015	Commercial Vehicles & Parts	50206030	Marine Transportation
50206060	Transportation Services	55101000	Diversified Materials
55101020	Textile Products	55102000	General Mining
55102010	Iron & Steel	55102015	Metal Fabricating
55102035	Aluminum	60101020	Oil Refining and Marketing
65101010	Alternative Electricity	65101015	Conventional Electricity
65102030	Water		



ATHEX
Athens Stock Exchange

Λεωφ. Αθηνών 110 104 42 Αθήνα
110, Athinon Ave. GR 104 42 Athens
tel. (+30)210-33.66.800, fax (+30)210-33.66.101
www.athexgroup.gr