

23

Ημερήσιο Δελτίο
Συναλλακτικής Δραστηριότητας

Daily Official List
of Trading Activity

Friday, 1 September, 2023
Year: 144 Trading Day No: 166



ATHEXGROUP
Athens Exchange Group

Disclaimer:

Hellenic Exchanges-Athens Stock Exchange S.A endeavours to ensure that the data and other material ("Information") presented on the Daily Official List are accurate and complete, but it is not liable for any errors or omissions of data or /and for the accuracy, credibility, updating and completeness of the aforesaid information nor it has any liability arising directly or indirectly from the use of the above Information.

The Company is not liable for the accuracy of the data included in listed companies' announcements. Only the sender of such an announcement is fully and solely liable for any infringement of third party's rights from the content of such announcement. All contents of the Daily Official List are provided only for information purposes and do not constitute investment advice or solicitation to invest in securities or other products listed for trading on the Exchange.

You acknowledge and agree that the Company is the owner of any property rights related to any Information appearing on the Daily Official List including intellectual property rights copyright, trademarks, etc.

The above data are a property of the Hellenic Exchanges-Athens Exchange and are copyright protected. Users are forbidden to reproduce, modify, copy, sale, transmit or redistribute, by all reproduction means and methods, part or the whole of the above data, without reference to their source.

The commercial exploitation of these data is, also, forbidden by third parties. Hellenic Exchanges-Athens Exchange does not carry any responsibility, direct or indirect, derived from usage or accidental alteration of the above data when used by third parties.

Hellenic Exchanges – Athens Stock Exchange S.A.

110 Athinon Ave., 10442 Athens, Tel: (210) 33.66.800, Fax: (210) 32.13.938

www.athexgroup.gr

Thessalonica Stock Exchange Center (T.S.E.C)

16-18 Katouni Str., Thessalonica 546 25 Tel: (2310) 567.667, Fax: (2310) 530.545

Athex Members Guarantee Fund

14-16 Fidiou Str., Athens 106 78, Tel: (210) 33.04.682, Fax: (210) 33.04.155

Hellenic Republic Capital Market Commission

1 Kolokotroni Str. & 1 Stadiou Str., Athens 10562 Tel: (210) 33.77.100 Fax: (210) 33.77.173

Table of Contents

Section 1: Statistical Figures of Securities, Derivatives and Lending

Summary of Markets

Athex Indices

Analytic Figures for Athex Market's Boards and Categories

Trading Details by Athex Sectors and Financial Instruments (ETFs)

Top 10 best & worst performing Shares

Derivatives Summary

Section 2: Analytic Figures of Shares Transactions

Analytic Figures of Shares Transactions

Shares' Notes

Section 3: Figures of Securities Transactions

Securities Blocks Details

Shares Rights Details

Stock Borrowing

Forced Sales Details

Forced Sales Registered Shares

Exchange Traded Funds (ETFs) Characteristics

Section 5: Bonds traded in Fixed Income Assets Market

Convertible Corporate Bonds - Regulated Market

Non Convertible Corporate Bonds - Regulated Market

Government Bonds

Treasury Bills & Zero Coupon Government Bonds

Government Bonds Traded with the Open Outcry Method

State Banks Bonds

Section 6: Additional Infos

Athex & ATHEXClear Members List

List of Stocks under Market Making operations

Section 7: Derivatives Market Analytic Figures

Index Futures

Stock Futures

Index Options

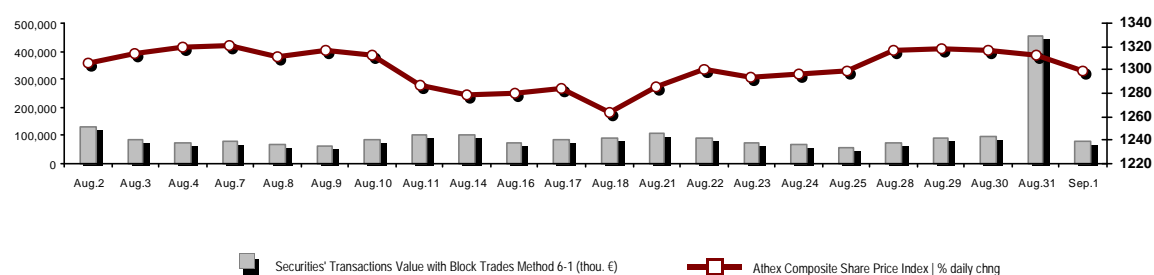
Stock Options

Stock Lending Analytic Figures

Appendix A: Sectors codification for listed companies

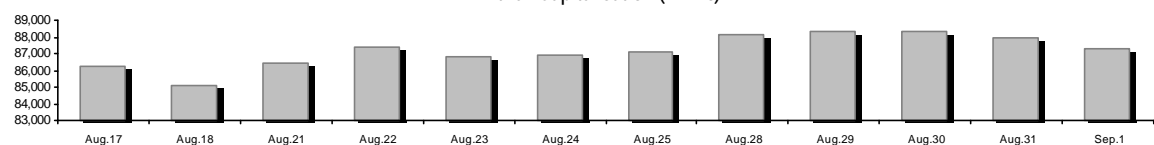
Summary of Markets

Athex Composite Share Price Index vs Shares and Derivatives Transactions Value

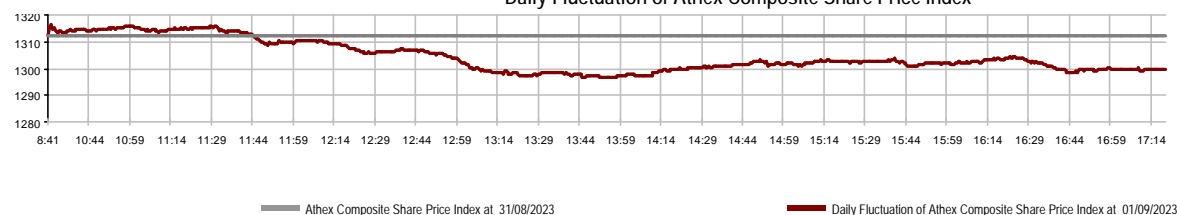


Athex Capitalisation (mill. €)**:	87,253.37	Derivatives Total Open Interest	522,234
Daily change: mill. € %	-685.24 -0.78%	in Index Futures % daily chng	5,971 -0.03%
Yearly Avg Capitalisation: mill. € % chng prev year Avg	78,918.97 25.15%	in Stock Futures % daily chng	513,718 -0.20%
Athex Composite Share Price Index % daily chng	1,299.47 -0.99%	in Index Options % daily chng	1,608 11.05%
Athex Composite Share Price Index Capitalisation (mill. €)	80,005.75	in Stock Options % daily chng	937 2.85%
Daily change (mill. €)	-711.37		
Securities' Transactions Value with Block Trades Method 6-1 (t)	79,077.98	Derivatives Contracts Volume:	34,643
Daily change: %	-374,437.43 -82.56%	Daily change: pieces %	16,478 90.71%
YtD Avg Trans. Value: thou. € % chng prev year Avg	105,878.90 46.54%	YtD Avg Derivatives Contracts % chng prev year Avg	43,222 25.82%
Blocks Transactions Value of Method 6-1 (thou. €)	5,382.24	Derivatives Trades Number:	1,921
Blocks Transactions Value of Method 6-2 & 6-3 (thou. €)	0.00	Daily change: number %	556 40.73%
Bonds Transactions Value (thou.€)	486.11	YtD Avg Trades number % chng prev year Avg	2,303 12.09%
Securities' Transactions Volume with Block Trades Method 6-1 (tho)	21,738.32	Lending Total Open Interest	153,858
Daily change: thou. pieces %	-83,598.46 -79.36%	Daily change: pieces %	1,950 1.28%
YtD Avg Volume: % chng prev year Avg	35,210.97 24.20%	Lending Volume (Multilateral/Bilateral)	179
Blocks Transactions Volume of Method 6-1 (thou. Pieces)	1,322.55	Daily change: pieces %	-1,821
Blocks Transactions Volume of Method 6-2 & 6-3 (thou. Pieces)	0.00	Multilateral Lending	0
Bonds Transactions Volume	522,000	Bilateral Lending	179
Securities' Trades Number with Block Trades Method 6-1	32,067	Lending Trades Number:	1
Daily change: number %	-18,458 -36.53%	Daily change: %	-4
YtD Avg Trades number % chng prev year Avg	36,063 22.59%	Multilateral Lending Trades Number	0
Number of Blocks Method 6-1	9	Bilateral Lending Trades Number	1
Number of Blocks Method 6-2 & 6-3	0		
Number of Bonds Transactions	144		

Athex Capitalisation (mill. €)**



Daily Fluctuation of Athex Composite Share Price Index



Athex Indices

Index name	01/09/2023	31/08/2023	pts.	%	Min	Max	Year min	Year max	Year change
Athex Composite Share Price Index	1,299.47 €	1,312.49	-13.02	-0.99%	1,296.59	1,316.30	929.79	1,351.68	39.76% #
Athex ESG Index	1,479.85 €	1,494.21	-14.36	-0.96%	1,476.56	1,500.81	1,057.52	1,541.00	39.92% #
FTSE/Athex Large Cap	3,152.47 €	3,182.11	-29.64	-0.93%	3,145.34	3,196.81	2,250.77	3,280.71	40.02% #
FTSE/Athex Mid Cap Index	2,147.97 €	2,165.69	-17.72	-0.82%	2,134.82	2,167.11	1,411.43	2,224.46	52.18% #
FTSE/ATHEX High Dividend Yield Index	3,946.42 €	3,972.84	-26.42	-0.67%	3,937.08	3,985.02	3,028.28	4,088.01	30.32% #
FTSE/ATHEX Global Traders Index Plus	4,025.27 €	4,062.80	-37.53	-0.92%	4,014.14	4,065.75	2,616.09	4,115.43	53.87% #
FTSE/ATHEX Mid & Small Cap Factor-Weighted Ind	5,734.06 €	5,820.88	-86.82	-1.49%	5,711.13	5,837.43	4,353.12	5,946.34	30.45% #
ATHEX Select Index Plus	4,587.53 €	4,623.93	-36.40	-0.79%	4,569.60	4,638.36	3,071.06	4,762.60	49.38% #
ATHEX Select Index	6,864.70 €	6,918.27	-53.57	-0.77%	6,826.62	6,953.51	4,343.88	7,125.71	58.03% #
FTSE/Athex Market Index	751.14 €	758.36	-7.22	-0.95%	749.65	761.31	539.21	780.89	39.27% #
Athex Composite Index Total Return Index	2,349.11 €	2,372.66	-23.55	-0.99%	2,343.91	2,379.55	1,641.17	2,440.14	43.14% #
FTSE/Athex Large Cap Total Return	5,162.81 €	5,211.35	-48.54	-0.93%			3,623.42	5,338.50	43.37% #
FTSE/Athex Mid Cap Total Return	2,881.31 €	2,905.08	-23.77	-0.82%			1,881.61	2,956.50	55.10% #
Hellenic Mid & Small Cap Index	1,959.39 €	1,976.03	-16.64	-0.84%	1,951.93	1,978.74	1,365.14	2,011.62	43.53% #
FTSE/Athex Banks	1,039.82 €	1,063.13	-23.31	-2.19%	1,037.75	1,071.78	640.09	1,117.78	62.33% #
FTSE/Athex Financial Services	1,284.77 €	1,309.48	-24.71	-1.89%	1,277.36	1,309.48	672.72	1,514.55	87.45% #
FTSE/Athex Industrial Goods & Services	8,421.24 €	8,466.33	-45.09	-0.53%	8,399.27	8,484.06	4,603.86	8,651.06	81.55% #
FTSE/Athex Retail	1,289.06 €	1,290.27	-1.21	-0.09%	1,283.40	1,305.80	901.21	1,375.58	43.04% #
FTSE/ATHEX Real Estate	4,443.40 €	4,479.33	-35.93	-0.80%	4,419.59	4,503.44	3,750.22	4,816.41	9.09% #
FTSE/Athex Consumer Goods & Services	15,798.86 €	15,909.68	-110.82	-0.70%	15,732.62	16,041.14	8,974.47	16,184.74	72.52% #
FTSE/Athex Food & Beverage	9,909.73 €	10,073.39	-163.66	-1.62%	9,890.94	10,073.39	8,101.49	11,188.59	17.05% #
FTSE/Athex Basic Resources	10,151.46 €	10,401.27	-249.81	-2.40%	10,140.80	10,401.27	6,463.31	10,590.89	56.43% #
FTSE/Athex Construction & Materials	4,558.83 €	4,624.40	-65.57	-1.42%	4,549.59	4,637.17	3,204.90	4,808.27	42.25% #
FTSE/Athex Energy	5,355.90 €	5,436.14	-80.24	-1.48%	5,321.89	5,436.14	4,780.16	5,856.79	6.48% #
FTSE/Athex Travel & Leisure	2,941.33 #	2,890.27	51.06	1.77%	2,890.27	2,944.39	2,196.17	3,038.64	32.66% #
FTSE/Athex Technology	3,109.49 €	3,110.21	-0.72	-0.02%	3,075.69	3,128.58	2,047.81	3,128.58	51.37% #
FTSE/Athex Telecommunications	3,920.33 #	3,862.34	57.99	1.50%	3,862.34	3,929.04	3,511.53	4,415.99	-3.72% €
FTSE/Athex Utilities	5,627.24 €	5,638.43	-11.19	-0.20%	5,561.12	5,710.84	4,598.77	6,190.27	22.36% #
FTSE/Athex Health Care	455.90 €	467.29	-11.39	-2.44%	455.90	473.45	387.42	504.88	8.84% #
FTSE/Athex Personal Products	7,717.17 #	7,709.82	7.35	0.10%	7,649.60	7,737.91	6,441.87	8,386.11	16.81% #
Athex All Share Index	305.19 €	307.64	-2.45	-0.80%	305.19	305.19	231.11	314.56	32.55% #
MSCI GREECE REBASED	5,024.47 €	5,067.13	-42.66	-0.84%	5,007.28	5,102.50	4,125.04	5,209.29	--- -
Hellenic Corporate Bond Index	125.45 #	125.27	0.18	0.14%			118.78	125.45	5.43% #
Hellenic Corporate Bond Price Index	88.73 #	88.61	0.12	0.14%			85.96	88.73	2.91% #

Note 1: FTSE/Med 100, Hellenic Corporate Bond Price Index and Hellenic Corporate Bond Index closing prices refer to the previous trading day of 30/08/2023.

Note 2: The Hellenic Mid & Small Cap Index is a Customized index calculated by the Athens Exchange.

Analytic Figures for Athex Market's Boards and Categories

	Total Traded Securities	Main Market	Surveillance	Exchange Traded Funds (ETFs)
Totals	119	108	10	1
Gain / Lose / Same:	26 / 75 / 18	23 / 70 / 15	3 / 4 / 3	0 / 1 / 0
Athex Capitalisation (mill. €) **	87,253.37	86,809.17	444.20	
Daily Average Trans/ons Value(thou.€)	105,878.90	105,625.81	244.28	47.92
Transactions Value	79,077.98	78,275.73	802.21	0.03
Main Board:	73,695.74	72,893.49	802.21	0.03
Blocks Board 6_2_3:	5,382.24	5,382.24	0.00	0.00
Forced Sales Board:	0.00	0.00	0.00	0.00
Special Terms Board:	0.00	0.00	0.00	0.00
Daily Average Transactions Volume	35,210,967	34,215,368	999,901	1,679
Transactions Volume	21,738,315	19,735,860	2,002,454	1
Main Board:	20,415,768	18,413,313	2,002,454	1
Blocks Board 6_2_3:	1,322,547	1,322,547	0	0
Forced Sales Board:	0	0	0	0
Special Terms Board:	0	0	0	0
Daily Average Number of Trades	36,063	35,842	219	3
Number of Trades	32,067	31,632	434	1
Main Board:	32,058	31,623	434	1
Blocks Board 6_2_3:	9	9	0	0
Forced Sales Board:	0	0	0	0
Special Terms Board:	0	0	0	0

Trading Details by Athex Sectors and Financial Instruments (ETFs)

Code	Sectors	Gain / Lose / Same	Number of Trades	Transactions Volume	Transactions Value	% of Total Trans. Value
3010	- Banks	1 / 5 / 0	12,107	14,223,130	35,428,684.27	44.80%
5510	- Basic Resources	3 / 10 / 1	952	275,566	1,055,195.96	1.33%
5010	- Construction & Materials	3 / 10 / 2	2,278	968,333	2,812,491.41	3.56%
4020	- Consumer Products & Services	1 / 5 / 0	930	238,245	3,410,763.78	4.31%
6010	- Energy	1 / 3 / 0	1,783	204,159	3,310,909.66	4.19%
12000	- Financial Instruments	0 / 1 / 0	1	1	31.70	0.00%
3020	- Financial Services	2 / 2 / 1	428	92,639	483,297.58	0.61%
4510	- Food Beverage & Tobacco	1 / 4 / 1	168	30,142	361,722.58	0.46%
2010	- Health Care	1 / 2 / 0	320	910,386	1,729,709.04	2.19%
5020	- Industrial Goods & Services	3 / 12 / 2	2,107	1,354,119	4,059,201.39	5.13%
3030	- Insurance	1 / 0 / 0	10	507	2,376.43	0.00%
4030	- Media	0 / 1 / 1	21	83,890	45,422.30	0.06%
4520	- Personal Care, Drug & Grocery Stores	1 / 1 / 1	107	30,958	233,867.64	0.30%
3510	- Real Estate	0 / 5 / 3	697	158,014	822,640.34	1.04%
4040	- Retail	1 / 2 / 2	238	45,068	116,590.14	0.15%
1010	- Technology	2 / 6 / 2	1,310	336,761	1,397,306.12	1.77%
1510	- Telecommunications	1 / 1 / 0	1,826	429,608	5,988,424.95	7.57%
4050	- Travel & Leisure	3 / 1 / 2	2,666	1,307,109	5,610,067.35	7.09%
6510	- Utilities	1 / 4 / 0	4,118	1,049,680	12,209,276.53	15.44%

Top 10 best & worst performing Shares

Main Market

With positive Price change	Closing price	change	With negative Price change	Closing price	change
KLOUKINAS - LAPPAS SA (CR)	1.23	5.13% #	ILYDA S.A. (CR)	1.56	-7.42% €
EUROCONSULTANTS S.A. (CR)	1.055	2.43% #	INTERWOOD-XYLEMPORIA (CR)	0.409	-5.32% €
DOMIKI KRITIS SA (CR)	3.22	2.22% #	AUTOHELLAS SA (CR)	13.52	-4.52% €
OPAP (CR)	15.9	2.05% #	MEDICON S.A (CR)	3.88	-4.43% €
MIG (CR)	4.15	1.72% #	UNIBIOS (CR)	1.14	-3.80% €
CENERGY HOLDINGS (CB)	7.18	1.56% #	DROMEAS SA (CR)	0.377	-3.33% €
OTE (CR)	14.01	1.52% #	ALPHA SERVICES HOLD (CR)	1.5065	-3.21% €
ATHENS MEDICAL CENTER SA (CR)	1.965	1.29% #	VIOHALCO SA/NV (CB)	6.81	-2.85% €
QUEST HOLDINGS (CR)	6.38	1.11% #	ELLAKTOR (CR)	2.445	-2.78% €
EKTER SA (CR)	2.72	0.74% #	NATIONAL BANK (CR)	6.1	-2.77% €
With the highest Transactions Value	Value (thou. €)	change	With the highest Transactions Volume	Volume	change
PIRAEUS FINANCIAL HOLD (CR)	17,845.66	-1.94% €	PIRAEUS FINANCIAL HOLD (CR)	5,688,160	-1.94% €
ALPHA SERVICES HOLD (CR)	7,312.47	-3.21% €	ALPHA SERVICES HOLD (CR)	4,788,208	-3.21% €
TERNA ENERGY (CR)	7,257.28	-0.60% €	EUROBANK HOLDINGS (CR)	2,813,661	-1.00% €
OTE (CR)	5,977.78	1.52% #	NATIONAL BANK (CR)	929,074	-2.77% €
NATIONAL BANK (CR)	5,728.80	-2.77% €	ATHENS MEDICAL CENTER SA (CR)	756,564	1.29% #
EUROBANK HOLDINGS (CR)	4,477.03	-1.00% €	PPC (CR)	439,830	0.10% #
PPC (CR)	4,429.21	0.10% #	TERNA ENERGY (CR)	437,890	-0.60% €
OPAP (CR)	3,580.12	2.05% #	OTE (CR)	428,374	1.52% #
JUMBO SA (CR)	3,062.15	-0.35% €	KLOUKINAS - LAPPAS SA (CR)	292,257	5.13% #
MOTOR OIL (CR)	2,734.33	-1.53% €	OPAP (CR)	225,715	2.05% #

Note: Stocks that are not included in the "Under Supervision" category, and the transactions value is more than 10,000 €.

Derivatives Summary

	Number of Trades	Volume	Open Interest
Index Futures	250	1,673	5,971
FTSE/Athex Banks	2	15	2,037
FTSE/Athex Large Cap	248	1,658	3,731
MSCI GREECE REBASED	0	0	203
Stock Futures	1,649	32,761	513,718
ADMIE (IPTO) HOLDING S.A. (CR)	35	548	18,403
AEGEAN AIRLINES (CR)	65	260	7,413
ALPHA SERVICES HOLD (CR)	291	16,403	216,753
AUTOHELLAS SA (CR)	0	0	138
AVAX S.A. (CR)	6	13	1,887
CC HBC AG (CR)	4	12	639
CENERGY HOLDINGS (CB)	22	131	5,986
ELLAKTOR (CR)	5	51	870
ELVALHALCOR (CR)	6	18	2,495
EUROBANK HOLDINGS (CR)	67	2,354	44,474
EYDAP S.A. (CR)	2	6	1,864
FOURLIS (CR)	0	0	745
GEK TERNA (CR)	8	19	7,074
HELLENIC EXCHANGES-A.S.E. (CR)	28	157	8,538
HELLENIQ ENERGY (CR)	12	37	1,515
INTRACOM HOLDINGS (CR)	43	108	5,833
INTRAKAT (CR)	39	121	6,756
JUMBO SA (CR)	1	4	266
LAMDA DEVELOPMENT SA (CR)	27	167	5,620
MIG (CR)	0	0	69
MOTOR OIL (CR)	46	317	1,968
MYTILINEOS (CR)	47	153	4,117
NATIONAL BANK (CR)	89	670	18,944
OPAP (CR)	45	227	3,507
OTE (CR)	79	274	11,731
P.P.A. S.A. (CR)	0	0	294
PIRAEUS FINANCIAL HOLD (CR)	378	9,057	82,540
PPC (CR)	174	1,167	30,671
QUEST HOLDINGS (CR)	5	7	214
TERNA ENERGY (CR)	99	414	16,405
TITAN CEMENT (CB)	0	0	705
VIOHALCO SA/NV (CB)	26	66	5,284
Index Options	7	89	1,608
FTSE/Athex Large Cap	7	89	1,608
Stock Options	15	120	937
ALPHA SERVICES HOLD (CR)	0	0	14
NATIONAL BANK (CR)	0	0	324
OPAP (CR)	0	0	141
OTE (CR)	1	5	70
PIRAEUS FINANCIAL HOLD (CR)	0	0	8
PPC (CR)	14	115	380
Total Derivatives Traded	1,921	34,643	522,234

Number of Outstanding Securities	Nominal Value	Dividends [1]			Date of Last Coupon		Note	Shares	Closing price	% change	Previous closing price/date	Open price	Price min	Price max	Last price	Avg price	Last Bid [7]	Last Ask [7]	P/E after tax	Year	Volume	Trades	Transactions Value[8]	Company Mkt Value (thou. €)	Year low	Year high	Sector[4]	
2020	2021	2022	Dividend [2]	Right																								
2,348,908,567	0.290	---	---	---	07/04/2008	18/04/2017	---	ALPHA SERVICES HOLD (CR)	1.5065	-3.21	€ 1.5565	31/08/2023	1.56	1.5065	1.572	1.5065	1.527	34890@1.51	500@1.51	---	---	4,788,208	2,694	7,312,468.64	3,538,630.76	1.0015	1.682	30101010
36,353,868	1.00	---	---	(0.025)	10/07/2023	21/08/2023	---	AUSTRIACARD (CB)	7.1	---	↔ 7.1	31/08/2023	7.2	7.05	7.2	7.1	7.12	517@7.05	1130@7.20	---	---	5,792	65	41,237.70	258,112.46	5.2	7.7	10101010
48,624,764	0.080	0.23	0.46	0.65	24/04/2023	05/12/2022	---	AUTOHELLAS SA (CR)	13.52	-4.52	€ 14.16	31/08/2023	14	13.52	14	13.52	13.696	310@13.50	1536@13.70	---	---	16,412	202	224,776.80	657,406.81	10.06	14.76	40201040
190,162,681	---	---	---	0.05	19/06/2023	07/12/2016	---	CENERGY HOLDINGS (CB)	7.18	1.56	Ⓟ 7.07	31/08/2023	7.1	7.05	7.2	7.18	7.141	200@7.15	12206@7.18	---	---	120,107	537	857,638.08	1,365,368.05	3.015	7.4	50202010
372,553,049	6.70	0.64	0.71	0.78	25/05/2023	29/04/2013	---	CC HBC AG (CR)	26.4	-1.64	€ 26.84	31/08/2023	26.7	26.35	26.7	26.4	26.573	177@26.41	916@26.62	---	---	11,361	114	301,897.96	9,835,400.49	21.54	29.91	45101020
3,710,677,508	0.220	---	---	---	02/05/2008	20/05/2019	---	EUROBANK HOLDINGS (CR)	1.587	-1.00	€ 1.603	31/08/2023	1.603	1.57	1.609	1.587	1.591	7581@1.58	5224@1.59	---	---	2,813,661	1,564	4,477,027.41	5,888,845.21	1.0495	1.72	30101010
52,131,944	1.00	---	0.1102	0.11	29/06/2023	23/07/2019	---	FOURLIS (CR)	4.63	---	↔ 4.63	31/08/2023	4.67	4.6	4.7	4.63	4.634	649@4.60	3782@4.63	---	---	6,974	52	32,320.12	241,370.90	3.26	5	40401010
305,635,185	2.18	0.1	0.1	0.3	28/06/2023	01/10/2003	---	HELLENIO ENERGY (CR)	8.16	-1.33	€ 8.27	31/08/2023	8.2	8.05	8.2	8.16	8.116	899@8.16	110@8.18	---	---	65,599	355	532,401.22	2,493,983.11	6.93	8.68	60101020
83,600,000	0.760	---	---	---	03/07/2007	17/07/2023	---	INTRACOM HOLDINGS (CR)	2.24	-1.10	€ 2.265	31/08/2023	2.28	2.22	2.305	2.24	2.255	1086@2.24	1288@2.26	---	---	108,002	309	243,523.13	187,264.00	1.678	2.39	10101010
160,523,985	0.300	---	---	---	12/08/2008	30/12/2022	---	INTRAKAT (CR)	3.16	-0.16	€ 3.165	31/08/2023	3.175	3.11	3.175	3.16	3.14	1250@3.15	19034@3.16	---	---	148,638	212	466,667.26	507,255.79	1.366	3.31	50101010
136,059,759	0.880	0.77	0.77	0.322	23/08/2023	05/03/2014	---	JUMBO SA (CR)	28.42	-0.35	€ 28.52	31/08/2023	28.78	28.2	28.78	28.42	28.452	18270@28.36	205@28.46	---	---	107,627	477	3,062,154.46	3,866,818.35	15.61	29.2	40203045
176,736,715	0.300	---	---	---	30/05/2007	27/11/2019	---	LAMDA DEVELOPMENT SA (CR)	6.72	-0.66	€ 6.765	31/08/2023	6.8	6.685	6.815	6.72	6.759	8@6.72	356@6.73	---	---	84,399	458	570,494.47	1,187,670.72	5.505	7.42	35101010
24,377,795	0.230	---	---	0.04	03/07/2023	08/06/2022	---	PROFILE SA (CR)	4.71	-0.63	€ 4.74	31/08/2023	4.74	4.6	4.74	4.71	4.673	500@4.66	620@4.72	---	---	24,692	117	115,389.45	114,819.41	2.575	4.96	10101010
107,222,688	0.440	---	(0.5667)	0.2	20/06/2023	16/03/2022	---	QUEST HOLDINGS (CR)	6.38	1.11	Ⓟ 6.31	31/08/2023	6.32	6.32	6.48	6.38	6.405	500@6.36	246@6.38	---	---	28,106	218	180,030.25	684,080.75	4.655	6.73	10101010
78,325,475	---	---	---	0.6	28/06/2023	23/07/2019	---	TITAN CEMENT (CB)	18.18	-1.09	€ 18.38	31/08/2023	18.38	18.06	18.38	18.18	18.172	34@18.16	504@18.20	---	---	31,273	315	568,290.16	1,423,957.14	12.04	19.44	50101030
259,189,761	0.02	0.1	0.12	19/06/2023	26/02/2016	---	---	VIOHALCO SANV (CB)	6.81	-2.85	€ 7.01	31/08/2023	6.98	6.81	7.01	6.81	6.877	3058@6.81	630@6.86	---	---	94,495	373	649,876.90	1,765,082.27	3.995	7.13	55102015
144,321,516	0.300	---	---	0.07	19/06/2023	22/01/2020	---	AVAX S.A. (CR)	1.534	-1.54	€ 1.558	31/08/2023	1.568	1.528	1.578	1.534	1.54	175@1.53	3600@1.54	---	---	73,537	163	113,265.57	221,389.21	0.748	1.786	50101010
232,000,000	2.12	0.1069	0.0854	0.0682	29/08/2022	19/06/2017	---	ADMIE (IPTO) HOLDING S.A. (CR)	2.27	-1.30	€ 2.3	31/08/2023	2.33	2.26	2.33	2.27	2.279	4500@2.27	7113@2.28	18.10	2022	139,716	281	318,442.38	526,640.00	1.64	2.52	65101015
90,167,100	0.500	---	---	---	03/06/2019	24/05/2021	---	AEGEAN AIRLINES (CR)	13.2	---	↔ 13.2	31/08/2023	13.2	13	13.44	13.2	13.118	40@13.16	2056@13.20	---	---	100,946	635	1,324,169.18	1,190,205.72	5.27	13.8	40501010
103,423,291	0.570	---	---	---	01/08/2011	23/08/2023	---	GEK TERNA (CR)	13.22	-1.78	€ 13.46	31/08/2023	13.54	13.18	13.54	13.22	13.252	295@13.20	1000@13.26	---	---	37,251	388	493,666.86	1,367,255.91	10.42	14.84	50101010
382,000,000	2.48	---	---	---	20/07/2015	12/12/2001	---	PPC (CR)	10.11	0.10	Ⓟ 10.1	31/08/2023	10.15	9.89	10.27	10.11	10.07	532@10.09	1549@10.12	---	---	439,830	1,332	4,429,213.74	3,862,020.00	6.6	11.22	65101015
914,715,153	1.00	---	---	---	16/05/2008	29/08/2018	---	NATIONAL BANK (CR)	6.1	-2.77	€ 6.274	31/08/2023	6.3	6.1	6.332	6.1	6.166	3223@6.10	400@6.11	---	---	929,074	1,852	5,728,797.36	5,579,762.43	3.746	6.514	30101010
375,241,586	0.390	0.01	0.03	0.06	26/06/2023	14/07/2006	---	ELVALHALCOR (CR)	2.15	-2.49	€ 2.205	31/08/2023	2.195	2.145	2.195	2.15	2.166	2556@2.15	600@2.17	---	---	95,919	260	207,793.69	806,769.41	1.52	2.39	55102015
348,192,005	0.040	---	---	---	05/07/2011	16/07/2021	---	ELLAKTOR (CR)	2.445	-2.78	€ 2.515	31/08/2023	2.515	2.43	2.54	2.445	2.468	1418@2.45	2380@2.49	---	---	74,165	287	183,024.54	851,329.45	1.706	2.7	50101010
60,348,000	0.420	0.07	0.1515	0.1565	14/06/2023	04/08/2021	---	HELLENIC EXCHANGES-A.S.E. (CR)	5.2	-1.89	€ 5.3	31/08/2023	5.26	5.17	5.3	5.2	5.22	238@5.20	550@5.23	---	---	82,450	310	430,358.36	313,809.60	3.09	6.13	30202015
106,500,000	0.600	---	0.28	---	05/09/2022	13/09/2021	---	EYDAP S.A. (CR)	6.59	-0.15	€ 6.6	31/08/2023	6.66	6.5	6.66	6.59	6.555	985@6.53	278@6.60	---	---	29,881	229	195,876.77	701,835.00	6.06	7.34	65102030
110,782,980	0.750	---	0.9054	1.6299	26/06/2023	04/11/2013	---	MOTOR OIL (CR)	23.14	-1.53	€ 23.5	31/08/2023	23.5	23	23.6	23.14	23.29	253@23.12	279@23.16	---	---	117,402	1,359	2,734,332.86	2,563,518.16	20.84	25.82	60101020
142,891,161	0.970	0.378	0.4341	1.24	27/06/2023	07/07/2017	---	MYTILINEOS (CR)	37.2	-0.64	€ 37.44	31/08/2023	37.3	37.12	37.52	37.2	37.27	38@37.20	22@37.42	---	---	70,844	742	2,640,357.36	5,315,551.19	19.94	38.3	50203000
370,062,741	0.300	0.55	0.6	1	06/06/2023	19/06/2023	---	OPAP (CR)	15.9	2.05	Ⓟ 15.58	31/08/2023	15.74	15.72	15.91	15.9	15.861	710@15.83	15636@15.90	---	---	225,715	1,757	3,580,121.57	5,883,997.58	13.0232	16.9242	40501020
426,247,547	2.83	0.6879	0.8231	0.5888	05/07/2023	18/06/1998	---	OTE (CR)	14.01	1.52	Ⓟ 13.8	31/08/2023	13.94	13.84	14.04	14.01	13.955	3917@13.96	2545@14.02	---	---	428,374	1,806	5,977,776.85	5,971,728.13	12.57	15.81	15102015
1,250,367,223	0.930	---	---	---	16/05/2008	14/04/2021	---	PIRAEUS FINANCIAL HOLD (CR)	3.13	-1.94	€ 3.192	31/08/2023	3.2	3.072	3.248	3.13	3.137	10722@3.13	3788@3.13	---	---	5,688,160	5,930	17,845,661.82	3,913,649.41	1.43	3.596	30101010
66,850,563	0.780	0.2239	0.1493	0.1495	09/05/2023	13/06/2018	---	GR. SARANTIS S.A. (CR)	7.75	0.13	Ⓟ 7.74	31/08/2023	7.74	7.68	7.77	7.75	7.707	50@7.69	300@7.76	---	---	30,099	97	231,978.68	518,091.86	6.39	8.46	45201020
118,105,090	0.300	0.3407	0.3411	0.3798	26/06/2023	05/03/2020	---	TERNA ENERGY (CR)	16.5	-0.60	€ 16.6	31/08/2023	16.79	16.36	16.9	16.5	16.573	1817@16.49	1572@16.56	---	---	437,890	2,253	7,257,284.98	1,948,733.99	15.92	21.34	65101010

Main Market - Medium Liquidity Class

13,126,020	0.660	0.0837	0.1163	0.1158	26/07/2023	04/09/2020	---	AS COMPANY SA (CR)	2.64	-1.49	€ 2.68	31/08/2023	2.65	2.6	2.65	2.64	2.614	515@2.60	780@2.64	---	---	5,540	21	14,479.70	34,652.69	2.02	2.76	40401030
3,114,144	0.360	0.1558	0.3427	0.2304	29/05/2023																							

Number of Outstanding Securities	Nominal Value	Dividends [1]			Date of Last Coupon		Note	Shares	Closing price	% change	Previous closing price/date	Open price	Price min	Price max	Last price	Avg price	Last Bid [7]	Last Ask [7]	P/E after tax	Year	Volume	Trades	Transactions Value[8]	Company Mkt Value (thou. €)	Year low	Year high	Sector[4]	
2020	2021	2022	Dividend [2]	Right																								
151,654,947	0.040	---	---	---	01/07/2008	21/02/2020	---	AVE (CR)	0.542	-0.73	€ 0.546	31/08/2023	0.532	0.532	0.554	0.54	0.542	1000@0.526	9110@0.550	---	---	83,850	20	45,409.10	82,196.98	0.506	0.586	40301010
35,764,593	2.10	0.06	0.075	0.1046	02/05/2023	25/11/2019	---	BRIQ PROPERTIES (CR)	1.97	---	↘ 1.97	31/08/2023	1.985	1.97	1.99	1.97	1.981	1500@1.97	1950@2.00	---	---	20,595	39	40,797.23	70,456.25	1.9	2.11	35102030
101,123,806	0.360	---	---	---	22/07/2010	28/06/2011	---	CENTRIC HOLDINGS (CR)	0.405	0.50	Ⓟ 0.403	31/08/2023	0.415	0.394	0.415	0.405	0.398	300@0.400	3439@0.405	---	---	24,691	36	9,825.67	40,955.14	0.263	0.457	40203040
784,500	10.00	---	0.3	---	24/05/2022	31/07/2018	---	CNL CAPITAL (CR)	7.1	-4.05	€ 7.4	31/08/2023	7.35	7.1	7.35	7.1	7.209	353@7.10	40@7.30	-(6)-	2022	117	7	843.50	5,569.95	5.9	8	30202010
10,246,800	0.300	---	---	---	06/10/2005	13/02/2002	---	CPI SA (CR)	0.71	-0.84	€ 0.716	31/08/2023	0.74	0.69	0.75	0.71	0.711	50@0.694	1042@0.710	---	---	13,870	35	9,865.08	7,275.23	0.548	0.892	10102030
18,680,300	0.050	---	---	---	06/07/2022	---	---	DIMAND (CR)	12	-2.04	€ 12.25	31/08/2023	12.25	11.7	12.25	12	12.08	8@11.90	877@12.00	---	---	12,214	100	147,547.75	224,163.60	11	14.9	35101010
54,200,000	0.075	---	0.035	0.074	18/07/2023	23/11/2021	---	EPSILON NET (CR)	11.56	0.52	Ⓟ 11.5	31/08/2023	11.32	11.32	11.68	11.56	11.47	306@11.44	60@11.54	---	---	17,084	193	195,958.06	626,552.00	6.2	11.78	10101015
40,134,921	0.400	---	---	---	30/08/1993	26/06/2023	---	IDEAL HOLDINGS (CR)	5.15	---	↘ 5.15	31/08/2023	5.15	5.06	5.19	5.15	5.122	12@5.13	290@5.16	---	---	11,115	81	56,936.44	206,694.84	3.38	5.72	10102030
167,868,482	0.300	---	---	---	20/08/2007	28/11/2022	---	LAVIPHARM SA (CR)	0.686	-2.00	€ 0.7	31/08/2023	0.688	0.686	0.712	0.686	0.69455500@0.684	5700@0.698	---	---	131,266	92	91,130.27	115,157.78	0.366	0.78	20103015	
4,740,000	0.860	---	---	---	14/03/2003	---	---	LOGISMOS S.A. (CR)	1.35	---	↘ 1.35	31/08/2023	---	---	---	---	---	200@1.27	1000@1.34	-(6)-	2022	---	---	---	6,399.00	0.91	1.41	10101015
17,120,280	0.940	0.06	0.06	---	27/06/2022	26/06/2023	---	LOULIS FOOD (CR)	3.3	-1.79	€ 3.36	31/08/2023	3.3	3.26	3.3	3.3	3.271	298@3.26	175@3.30	---	---	2,567	14	8,396.62	56,496.92	2.38	3.7	45102020
4,419,616	1.58	---	---	0.1531	10/07/2023	04/03/2015	---	MEDICON S.A (CR)	3.88	-4.43	€ 4.06	31/08/2023	4.05	3.87	4.08	3.88	3.913	710@3.87	637@3.90	---	---	22,556	192	88,265.19	17,148.11	3.4	4.4	20102010
468,700	2.24	3.42	---	03/05/2022	21/05/2004	---	---	MERMEREN KOMB. A.D. PR. (GDR)	45	2.27	Ⓟ 44	31/08/2023	44.6	44.6	45	45	44.976	10@39.60	10@43.80	1.50	2022	17	3	764.60	21,091.50	31	59	55102000
10,500,000	0.950	---	---	---	24/06/2008	21/07/2023	---	MEVACO SA (CR)	3.98	-0.50	€ 4	31/08/2023	4	3.98	4	3.98	3.989	332@3.90	237@4.00	13.19	2022	525	7	2,094.26	41,790.00	2.52	4.22	55102015
31,317,025	0.400	---	---	---	26/04/2007	10/05/2023	---	MIG (CR)	4.15	1.72	Ⓟ 4.08	31/08/2023	4	4	4.15	4.15	4.063	305@4.10	15@4.15	---	---	6,444	63	26,182.32	129,965.65	0.987	8.4	30202000
87,127,162	0.500	---	---	---	08/06/2023	28/07/2021	---	PREMIA (CR)	1.278	-0.16	€ 1.28	31/08/2023	1.272	1.27	1.288	1.278	1.277	1000@1.27	399@1.28	---	---	21,012	59	26,825.18	111,348.51	1.07	1.41	35102000
27,345,120	0.280	---	---	---	18/07/2005	26/02/2014	---	QUALITY & RELIABILITY SA (CR)	0.76	-0.26	€ 0.762	31/08/2023	0.77	0.75	0.77	0.76	0.758	1250@0.742	1443@0.760	---	---	20,431	53	15,485.18	20,782.29	0.465	0.824	10101010
6,456,530	1.08	0.0804	0.12	0.1314	17/07/2023	02/08/2010	---	SPACE HELLAS SA (CR)	8.64	-1.37	€ 8.76	31/08/2023	8.72	8.5	8.72	8.64	8.629	100@8.54	100@8.70	---	---	1,234	20	10,648.10	55,784.42	5.28	10	15101010
17,190,046	0.290	---	---	---	16/11/1992	30/11/2022	---	UNIBIOS (CR)	1.14	-3.80	€ 1.185	31/08/2023	1.175	1.13	1.185	1.14	1.154	150@1.14	500@1.16	---	---	45,965	157	53,050.36	19,596.65	0.586	1.31	50204000
32,413,681	0.370	---	---	---	15/07/2009	11/05/2000	---	ALUMIL (CR)	3.7	-1.60	€ 3.76	31/08/2023	3.76	3.65	3.76	3.7	3.686	201@3.69	300@3.71	---	---	26,583	100	97,991.56	119,930.62	1.986	4.26	55102035
3,534,269	3.44	(0.4452)	0.8907	---	22/05/2023	19/07/2022	---	ANDROMEDA SA (CR)	7.22	0.28	Ⓟ 7.2	31/08/2023	7	7	7.22	7.22	7.161	50@6.92	70@7.22	---	2022	3,028	35	21,683.40	25,517.42	5.9	7.4	30204000
18,810,000	0.400	---	---	---	08/07/2010	14/11/2007	---	VARVERIS - MODA BAGNO SA (CR)	0.76	-2.56	€ 0.78	31/08/2023	0.76	0.735	0.78	0.78	0.762	100@0.750	1228@0.775	---	---	14,570	25	11,105.58	14,295.60	0.6	0.83	40401025
23,986,500	1.04	---	---	---	26/06/2009	28/08/2023	---	BIOKARPET S.A.(CR)	3.09	-2.22	€ 3.16	31/08/2023	3.2	3.08	3.2	3.09	3.119	554@3.09	35@3.10	---	---	12,880	62	40,173.63	74,118.29	1.5	3.47	50101035
6,325,000	0.600	---	0.19	0.153	03/07/2023	17/02/2014	---	VOYATZOGLOU (CR)	2.5	---	↘ 2.5	31/08/2023	2.5	2.5	2.5	2.5	2.5	20@2.46	131@2.50	---	---	100	1	250.00	15,812.50	1.97	2.8	50205010
24,060,000	0.300	0.035	0.055	0.075	25/04/2023	01/07/2019	---	GEN. COMMERCIAL & IND.SA (CR)	1.86	-2.11	€ 1.9	31/08/2023	1.85	1.85	1.92	1.86	1.87	1425@1.85	384@1.86	11.50	2022	4,671	12	8,734.19	44,751.60	1.175	2.11	50205010
15,878,748	0.480	---	---	---	10/07/2006	22/03/2004	---	DOMIKI KRITIS SA (CR)	3.22	2.22	Ⓟ 3.15	31/08/2023	3.25	3.12	3.3	3.22	3.18	30@3.16	300@3.25	---	---	39,183	106	124,593.08	51,129.57	0.71	3.52	50101010
34,720,000	0.310	---	---	---	16/06/2010	01/08/2007	---	DROMEAS SA (CR)	0.377	-3.33	€ 0.39	31/08/2023	0.38	0.37	0.388	0.377	0.376	350@0.375	3802@0.378	---	---	57,210	37	21,488.82	13,089.44	0.3	0.45	40202015
13,673,200	0.880	---	---	---	18/07/2008	26/07/2001	---	EVROFARMA SA (CR)	1.02	-1.92	€ 1.04	31/08/2023	1.02	1	1.02	1.02	1.005	1107@1.00	2230@1.02	---	---	4,135	14	4,154.70	13,946.66	0.684	1.14	45102020
11,250,000	0.520	---	0.0405	0.08	07/08/2023	09/11/2015	---	EKTER SA (CR)	2.72	0.74	Ⓟ 2.7	31/08/2023	2.7	2.68	2.89	2.72	2.787	4500@2.71	3735@2.73	---	---	146,543	357	408,465.05	30,600.00	1.33	3.34	50101010
18,410,839	1.00	0.027	0.262	0.202	23/08/2023	10/09/2010	---	ELASTRON (CR)	3.24	0.31	Ⓟ 3.23	31/08/2023	3.24	3.17	3.26	3.24	3.202	100@3.20	285@3.24	---	---	20,412	88	65,361.11	59,651.12	2.21	3.82	55102010
60,295,607	0.240	---	---	---	09/07/2007	01/07/2021	---	ELGEKA SA (CR)	0.566	---	↘ 0.566	31/08/2023	0.566	0.566	0.566	0.566	0.56654141@0.566	1370@0.598	---	---	40	1	22.64	34,127.31	0.38	0.6	45201010	
23,828,130	0.500	---	0.0737	---	18/07/2022	17/02/2009	---	ELINOIL S.A. (CR)	2.65	2.32	Ⓟ 2.59	31/08/2023	2.53	2.53	2.65	2.65	2.589	445@2.54	1274@2.65	---	---	3,710	16	9,604.46	63,144.54	1.82	2.83	60101020
19,864,886	5.60	0.672	0.672	0.672	20/04/2023	02/07/2008	---	BANK OF GREECE (CR)	16.75	-0.59	€ 16.85	31/08/2023	16.8	16.75	17	16.75	16.872	1201@16.75	75@16.90	---	---	3,305	45	55,760.50	332,736.84	15.55	18	30101010
26,730,187	0.520	0.08	0.1	0.12	29/06/2023	01/08/2017	---	ELTON SA (CR)	2.6	-2.26	€ 2.66	31/08/2023	2.66	2.59	2.68	2.6	2.62	719@2.59	1548@2.60	---	---	19,074	91	49,983.39	69,498.49	2.08	2.92	50205010
30,000,000	0.050	0.06	0.09	0.1	09/06/2023	11/06/2020	---	ENTERSOFT (CR)	6.22	-0.95	€ 6.28	31/08/2023	6.28	6.12	6.3	6.22	6.288	45@6.18	659@6.24	---	---	78,145	60	491,339.66	186,600.00	3.61	6.36	10101015
36,300,000	1.12	0.223	0.2186	---	14/09/2022	12/12/2007	---	THESSALONIKA WATER & SEWERAGE	3.58	-0.28	€ 3.59	31/08/2023	3.6	3.54	3.62	3.58	3.58	210@3.55	113@3.59	---	---	2,363	23	8,458.66	129,954.00	3.21	3.92	65102030

Daily Official List

Year: 144 Trading Day No: 166

Section 2: Analytic Figures of Shares Transactions

Friday, 1 September, 2023

Number of Outstanding Securities	Nominal Value	Dividends [1]			Date of Last Coupon		Note	Shares	Closing price	% change	Previous closing price/date	Open price	Price min	Price max	Last price	Avg price	Last Bid [7]	Last Ask [7]	P/E after tax	Year	Volume	Trades	Transactions Value[8]	Company Mkt Value (thou. €)	Year low	Year high	Sector[4]		
		2020	2021	2022	Dividend [2]	Right																							
8,226,132	0.450	---	---	0.02	17/07/2023	13/10/2014	---	ILYDA S.A. (CR)	1.56	-7.42	€	1.685	31/08/2023	1.65	1.56	1.65	1.56	1.61	44@1.56	1072@1.59	9.99	2022	29,524	179	47,541.17	12,832.77	1.055	1.92	10101015
2,566,836	0.440	---	0.016	0.016	03/07/2023	09/01/2007	---	INTERWOOD-XYLEMPORIA (PR)	0.39	-2.50	€	0.4	31/08/2023	0.372	0.372	0.398	0.39	0.387	1000@0.372	1740@0.400	---	---	281	6	108.82	15,310.52	0.192	0.5	50101020
34,986,430	0.440	---	---	---	25/07/2008	23/02/2010	---	INTERWOOD-XYLEMPORIA (CR)	0.409	-5.32	€	0.432	31/08/2023	0.432	0.408	0.432	0.409	0.423	500@0.408	2319@0.420	---	---	58,481	47	24,766.20	15,310.52	0.1975	0.49	50101020
18,567,912	0.590	0.12	0.24	---	05/07/2023	26/01/2021	---	INTERLIFE G.C.I.(CR)	4.69	0.43	€	4.67	31/08/2023	4.67	4.67	4.7	4.69	4.687	13@4.66	93@4.69	---	2022	507	10	2,376.43	87,083.51	3.47	4.95	30302025
8,424,900	0.500	---	---	---	12/07/2010	04/07/2019	---	INTERTECH SA (CR)	1.55	-0.96	€	1.565	31/08/2023	1.505	1.505	1.55	1.55	1.546	10@1.52	550@1.56	26.76	2022	250	5	386.38	13,058.60	0.92	1.72	50205010
19,804,134	0.150	---	---	---	01/07/2004	06/11/2017	---	KEKROPS SA (CR)	1.235	-1.98	€	1.26	31/08/2023	1.275	1.2	1.275	1.235	1.202	710@1.22	547@1.24	2.35	2022	10,802	17	12,984.51	24,458.11	0.903	1.4	35101010
40,219,218	0.260	---	---	---	29/08/2022	10/06/2019	---	KLOUKINAS - LAPPAS SA (CR)	1.23	5.13	€	1.17	31/08/2023	1.2	1.18	1.26	1.23	1.222	200@1.22	4400@1.25	---	---	292,257	264	357,142.51	49,469.64	0.5	1.26	50101010
11,510,102	0.890	---	---	---	24/06/2005	06/10/1999	---	NAFPAKTOS TEXTILE (CR)	1.25	---	€	1.25	31/08/2023	1.28	1.23	1.28	1.26	1.243	284@1.22	575@1.26	---	---	3,575	15	4,442.50	14,387.63	0.91	1.31	55101020
21,224,340	0.420	0.0035	0.02	---	06/09/2022	25/04/2006	---	KORDELLOS BROS SA (CR)	0.654	-2.10	€	0.668	31/08/2023	0.652	0.642	0.67	0.654	0.652	100@0.644	1000@0.656	5.75	2022	9,835	27	6,408.51	13,880.72	0.462	0.74	55102010
33,065,136	0.380	0.2	0.2001	0.2004	24/08/2023	16/09/2013	---	KRI-KRI S.A. (CR)	8.26	-0.48	€	8.3	31/08/2023	8.34	8.06	8.34	8.26	8.29	250@8.12	244@8.26	86.02	2022	4,464	22	37,005.30	273,118.02	6.08	9.8	45102020
7,595,160	0.600	---	---	---	10/09/2019	18/08/2010	---	KIRIAKOULIS SHIPPING SA (CR)	1.065	0.47	€	1.06	31/08/2023	1.01	1.01	1.065	1.065	1.041	20@1.03	101@1.07	---	---	100	6	104.10	8,088.85	0.868	1.265	40501015
6,200,000	0.500	---	---	---	22/06/2010	01/11/1995	---	MINERVA KNITWEAR (CR)	0.63	---	€	0.63	31/08/2023	---	---	---	---	---	970@0.575	2650@0.630	---	---	---	---	---	3,906.00	0.414	0.68	40204020
5,939,268	0.620	---	---	---	10/07/2003	03/01/2002	---	LANAKAM SA (CR)	1.21	---	€	1.21	31/08/2023	---	---	---	---	---	65@1.17	1439@1.20	---	---	---	---	---	7,186.51	0.716	1.4	40401020
9,819,370	0.500	---	---	---	14/08/2007	09/01/2004	---	MATHIOS REFRACTORY SA (CR)	1.44	-1.37	€	1.46	31/08/2023	1.36	1.33	1.46	1.44	1.389	50@1.37	395@1.44	---	---	1,475	10	2,048.90	14,139.89	0.565	1.6	55101000
30,150,000	0.360	0.02	0.0401	0.0908	15/06/2023	25/04/2019	---	MOTODYNAMICS S.A. (CR)	3.31	---	€	3.31	31/08/2023	3.33	3.26	3.34	3.31	3.3	100@3.27	2375@3.31	---	---	16,525	135	54,533.02	99,796.50	2.04	3.77	40401030
43,200,000	1.00	---	0.0824	---	07/09/2022	14/06/2022	---	MPLKEDROS (CR)	2.72	-0.37	€	2.73	31/08/2023	2.72	2.71	2.73	2.72	2.721	80@2.72	300@2.74	---	---	7,250	19	19,724.40	117,504.00	2.19	2.8	35102000
25,000,000	2.00	0.4	0.628	1.04	07/08/2023	08/08/2003	---	P.P.A. S.A. (CR)	21.95	-0.23	€	22	31/08/2023	22	21.5	22.05	21.95	21.766	200@21.60	108@21.95	10.38	2022	9,122	189	198,549.55	548,750.00	15.86	23.35	50206060
4,971,466	1.46	---	---	---	04/07/2007	08/10/2003	---	PAIRIS SA (CR)	1.295	-4.07	€	1.35	31/08/2023	1.265	1.26	1.3	1.295	1.266	300@1.27	730@1.30	---	---	4,293	10	5,436.80	6,438.05	0.83	1.47	50203030
27,098,594	0.540	0.07	0.05	0.0401	22/05/2023	14/01/2021	---	PAPOUTSANIS (CR)	2.28	-0.44	€	2.29	31/08/2023	2.29	2.26	2.29	2.28	2.279	300@2.23	300@2.28	20.59	2022	819	9	1,866.32	61,784.79	2.22	2.51	45201020
7,070,400	0.930	0.1081	0.3242	0.2593	03/07/2023	06/05/2016	---	PETROPOULOS PETROS (CR)	8.96	-0.22	€	8.98	31/08/2023	9	8.92	9	8.96	8.964	20@8.92	376@8.96	---	---	4,280	25	38,364.92	63,350.78	5.9	9.22	50206015
43,741,452	0.660	0.16	0.2723	0.2629	31/05/2023	01/11/1999	---	THRACE PLASTICS SA (CR)	4.995	-1.67	€	5.08	31/08/2023	5	4.95	5.07	4.995	4.99	710@4.95	500@5.04	---	---	6,854	77	34,203.45	218,488.55	3.76	5.68	50203015
21,912,599	0.300	---	---	0.048	18/05/2023	23/02/2007	---	REVOL (CR)	1.985	-0.50	€	1.995	31/08/2023	1.98	1.97	2.03	1.985	1.981	100@1.98	250@1.99	---	---	17,448	53	34,571.12	43,496.51	1.21	2.3	60101020
13,582,223	1.35	---	---	---	24/06/2008	02/02/2016	---	SIDMA STEEL (CR)	2.9	-0.34	€	2.91	31/08/2023	2.92	2.83	2.94	2.9	2.893	1500@2.80	93@2.91	---	---	1,126	19	3,257.30	39,388.45	1.85	3.3	55102010
40,693,350	5.00	---	---	---	03/07/2006	26/05/2015	---	TECHNICAL OLYMPIC SA (CR)	2.76	-2.13	€	2.82	31/08/2023	2.82	2.69	2.84	2.76	2.728	50@2.72	364@2.76	---	---	30,675	158	83,672.13	112,313.65	1.76	3.12	40202010
3,048,000	0.300	---	---	---	06/07/2007	01/06/2021	---	TZIRAKIAN PROFIL (CR)	2.1	-0.94	€	2.12	31/08/2023	2.15	2.08	2.18	2.1	2.098	256@2.07	140@2.10	36.79	2022	2,130	21	4,469.70	6,400.80	1.755	2.39	55102010
10,203,575	0.730	---	---	---	16/07/2007	18/10/1999	---	FIERATEX SA (CR)	0.47	---	€	0.47	31/08/2023	---	---	---	---	---	500@0.441	549@0.472	---	2022	---	---	---	4,795.68	0.351	0.56	55101020
8,340,750	1.16	---	---	---	25/06/2009	17/09/2018	---	HAIDEMENOS SA (CR)	0.69	---	€	0.69	31/08/2023	---	---	---	---	---	250@0.640	350@0.680	---	2022	---	---	---	5,755.12	0.452	0.8	50205030

Main Market - Low Liquidity Class

14,000,000	4.15	---	3.42	0.26	19/07/2023	29/06/1999	---	ALPHA REAL ESTATE SA(CR)	7.78	---	€	7.78	31/08/2023	7.78	7.78	7.78	7.78	7.78	200@7.74	45@7.80	---	---	35	3	272.30	108,920.00	6.68	9.22	35101015	
45,033,921	0.050	---	---	---	04/06/2008	27/03/2023	---	ATTICA BANK S.A. (CR)	12.44	0.97	€	12.32	31/08/2023	12.36	12.34	12.48	12.34	12.422	31@12.36	36@12.48	---	---	722	22	8,968.54	560,221.98	10.62	48.75	30101010	
11,869,224	0.540	0.087	0.136	0.15	03/07/2023	30/08/2019	---	FLEXOPACK SA (CR)	8.35	-2.34	€	8.55	31/08/2023	8.4	8.35	8.4	8.35	8.364	300@8.30	4898@8.40	---	---	361	10	3,019.45	99,108.02	7.45	9.45	50203030	
10,500,000	4.00	0.37	0.29	0.3	16/05/2023	02/08/2016	---	INTERCONTINENTAL (CR)	6.5	---	€	6.5	31/08/2023	---	---	---	---	---	150@6.35	250@6.55	12.40	2022	---	---	---	68,250.00	6.15	6.85	35102000	
57,434,884	1.17	---	---	---	05/06/2008	12/06/2009	---	REDS S.A. (CR)	2.34	---	€	2.34	31/08/2023	2.34	2.34	2.38	2.38	2.34	296@2.34	897@2.38	---	---	1,707	2	3,994.50	134,397.63	2.2	3	35101010	
152,360,643	0.500	0.01	0.02	0.03	23/06/2023	10/06/2020	---	TRASTOR REAL EST. INV. CO.(CR)	1.08	---	€	1.08	31/08/2023	---	---	---	---	---	300@1.07	900@1.14	---	---	---	---	---	164,549.49	0.965	1.23	35102000	
15,300,000	0.300	---	---	---	30/07/2009	13/12/1999	---	ATTICA PUBLICATIONS SA (CR)	0.36	---	€	0.36	31/08/2023	0.33	0.33	0.33	0.33	0.33	5960@0.330	201@0.354	---	---	40	1	13.20	5,508.00	0.236	0.39	40301030	
15,000,000	0.300	---	---	---	06/07/2007	18/07/2000	---	DAIOS PLASTICS SA (CR)	3.3	---	€	3.3	31/08/2023	---	---	---	---	---	320@3.18	---	---	---	---	---	---	---	49,500.00	2.92	3.54	50203015
3,307,500	0.210	---	---	---	11/08/2010	30/11/2022	---	ELVE SA (CR)	5.4	-3.57	€	5.6	31/08/2023	5.55	5.35	5.6	5.4	5.427	557@5.30	288@5.40	21.28	202								

Number of Outstanding Securities	Nominal Value	Dividends [1]			Date of Last Coupon		Note	Shares	Closing price	% change	Previous closing price/date	Open price	Price min	Price max	Last price	Avg price	Last Bid [7]	Last Ask [7]	P/E after tax	Year	Volume	Trades	Transactions Value[8]	Company Mkt Value (thou. €)	Year low	Year high	Sector[4]	
2020	2021	2022	Dividend [2]	Right																								
6,700,000	0.800	0.179	0.047	0.047	23/08/2023	29/05/2014	---	MILLS KEPENOS (CR)	2.52	---	2.52	31/08/2023	---	---	---	---	500@2.30	194@2.62	18.62	2022	---	---	---	16,884.00	1.93	2.7	45102020	
18,017,472	0.360	---	---	---	09/09/2022	28/08/2017	---	KTIMA KOSTAS LAZARIDIS SA (CR)	1.9	---	1.9	31/08/2023	---	---	---	---	200@1.85	250@2.06	---	---	---	---	---	34,233.20	1.55	2.06	45101015	
21,364,000	1.12	---	---	0.4	21/08/2023	08/03/2023	---	LAMPASA HOTEL SA (CR)	29	---	29	31/08/2023	---	---	---	---	100@28.80	291@29.80	---	---	---	---	---	619,556.00	20.6	29.8	40501025	
32,188,050	1.04	---	---	---	21/07/2008	20/01/2000	---	MOUZAKIS (CR)	0.64	-5.88	0.68	31/08/2023	0.665	0.64	0.665	0.64	0.646	20@0.705	500@0.705	---	---	7,820	9	5,054.80	20,600.35	0.64	0.806	55101020
8,321,682	0.670	---	---	---	17/08/2007	23/11/1999	---	N. LEVENTERIS (CR)	0.312	---	0.312	31/08/2023	---	---	---	---	2680@0.284	---	---	2022	---	---	---	3,451.93	0.22	0.364	55102010	
2,160,524	0.670	---	---	---	03/12/2018	23/11/1999	---	N. LEVENTERIS (PR)	0.396	---	0.396	31/08/2023	---	---	---	---	---	1@0.358	---	2022	---	---	---	3,451.93	0.218	0.434	55102010	
6,340,000	0.600	0.134	0.17	0.1	09/12/2022	12/01/2023	---	NAKAS MUSIC	2.86	5.93	2.7	31/08/2023	2.78	2.78	2.86	2.86	2.846	492@2.44	140@2.84	---	---	1,459	5	4,151.72	18,132.40	2.16	2.98	40401030
10,080,000	3.00	1.42	1.5	1.45	11/05/2023	27/08/2001	---	TPA SA (CR)	24.9	---	24.9	31/08/2023	24.9	24.9	25	24.9	24.909	50@24.50	399@24.80	---	---	44	4	1,096.00	250,992.00	22.7	26.3	50206060
27,379,200	0.980	---	---	0.45	01/08/2023	29/08/2022	---	CRETE PLASTICS SA (CR)	16	-5.32	16.9	31/08/2023	15.9	15.9	16	15.9	15.928	97@15.90	690@16.80	---	---	353	5	5,622.70	438,067.20	14.7	17.9	50203015
255,494,534	2.71	0.352	0.279	0.255	16/06/2023	30/09/2021	---	PRODEA (CR)	7	---	7	31/08/2023	---	---	---	---	100@7.05	250@7.35	---	---	---	---	---	1,788,461.74	7	8.6	35102000	
4,181,450	0.500	---	---	---	21/08/2000	05/03/2002	---	FLOUR MILLS SARANTOPOULOS SA	1.16	---	1.16	31/08/2023	---	---	---	---	300@1.05	---	---	---	---	---	---	4,850.48	0.875	1.5	45102020	

Exchange Traded Funds (ETFs)

924,675	---	---	---	---	15/06/2016	---	---	ALPHA ETF FTSE Athex Large Cap	31.7	-0.63	31.9	31/08/2023	31.7	31.7	31.7	31.7	31.7	320@31.10	---	---	---	---	---	1	1	31.70	---	22.5	35	12003
---------	-----	-----	-----	-----	------------	-----	-----	--------------------------------	------	-------	------	------------	------	------	------	------	------	-----------	-----	-----	-----	-----	-----	---	---	-------	-----	------	----	-------

Surveillance

356,314,416	0.660	---	---	---	07/07/2010	21/09/2017	5160	FRIGOGLASS SA (CR)	0.084	-7.18	0.0905	31/08/2023	0.0905	0.084	0.0905	0.084	0.08942000@0.082	33000@0.085	---	---	990,251	132	88,009.88	29,930.41	0.05	0.158	50204000		
65,326,268	0.530	---	---	---	04/07/2007	19/07/2006	4750	SATO SA (CR)	0.043	---	0.043	31/08/2023	---	---	---	---	1690@0.039	18000@0.042	---	---	---	---	---	2,809.03	0.018	0.069	40202015		
13,191,620	0.620	---	---	---	04/08/2010	09/09/2002	5232	YALCO - CONSTANTINOU (CR)	0.206	---	0.206	31/08/2023	---	---	---	---	1000@0.196	3000@0.220	---	---	---	---	---	2,717.47	0.12	0.28	40202020		
13,000,000	1.00	---	---	---	01/08/2007	07/04/2000	5093	AKRITAS SA (CR)	0.65	---	0.65	31/08/2023	0.59	0.59	0.59	0.59	0.59	200@0.585	61@0.590	---	---	60	3	35.40	8,450.00	0.414	0.67	50101035	
221,519,681	0.300	---	---	---	02/07/2008	28/02/2011	4957	ANEK LINES SA (CR)	0.264	-2.22	0.27	31/08/2023	0.264	0.264	0.264	0.264	0.26413300@0.260	1000@0.268	---	---	36,295	19	9,581.88	59,394.59	0.177	0.3	40501015		
312,163	0.300	---	---	---	02/07/2008	28/02/2011	4959	ANEK LINES SA (PR, issue '90)	0.072	---	0.072	31/08/2023	---	---	---	---	39930@0.079	---	---	---	---	---	---	---	59,394.59	0.072	0.086	40501015	
2,969,713	0.300	---	---	---	02/07/2008	28/02/2011	4958	ANEK LINES SA (PR, issue '96)	0.3	---	0.3	31/08/2023	---	---	---	---	500@0.270	177@0.300	---	---	---	---	---	---	59,394.59	0.173	0.38	40501015	
17,579,754	4.16	---	---	---	18/08/2006	02/08/2010	---	BIOTER SA (CR)	0.296	---	0.296	31/08/2023	0.296	0.296	0.32	0.32	0.299	2000@0.280	11878@0.320	---	---	1,000	3	298.93	5,203.61	0.198	0.398	50101010	
54,654,600	0.050	---	---	---	01/07/1998	30/12/2022	5275	VIS SA (CR)	0.322	1.90	0.316	31/08/2023	0.322	0.322	0.322	0.322	0.322	1834@0.318	2366@0.322	---	2022	7,000	4	2,254.00	17,598.78	0.136	0.378	50203030	
51,754,364	0.300	---	---	---	23/12/2003	24/01/2007	5197	SELECTED TEXT. IND. ASSOC (CR)	0.147	2.08	0.144	31/08/2023	0.158	0.147	0.158	0.147	0.14710476@0.147	3750@0.150	---	---	---	---	11,224	9	1,652.13	7,607.89	0.11	0.202	55101020
371,337,000	0.300	---	---	---	30/05/2013	01/07/2022	---	INTRALOT (CR)	0.74	5.71	0.7	31/08/2023	0.725	0.725	0.74	0.74	0.734	236@0.740	1500@0.745	---	---	942,454	246	691,869.26	274,789.38	0.565	0.765	40501020	
15,842,391	1.51	---	---	---	15/07/2009	12/05/2000	5141	BITROS HOLDING SA (CR)	0.555	---	0.555	31/08/2023	---	---	---	---	---	1000@0.590	---	---	---	---	---	---	8,792.53	0.376	0.82	55102010	
24,319,250	0.300	---	---	---	09/07/2002	04/07/2007	5165	PROODEFTIKH SA (CR)	0.49	-2.00	0.5	31/08/2023	0.49	0.49	0.49	0.49	0.49	---	2582@0.490	---	---	6,150	6	3,013.50	11,916.43	0.4	0.6	50101010	
28,438,268	0.070	---	---	---	21/08/2006	24/11/1999	5253	SPIROYR AGRICULTURE SA (CR)	0.2	---	0.2	31/08/2023	0.2	0.2	0.2	0.2	0.2	5900@0.180	1100@0.220	---	---	7,590	1	1,518.00	5,687.65	0.144	0.24	45102010	
1,011,000	1.00	---	---	---	01/07/2004	11/12/2012	5193	TRIA ALFA SA (CR)	9.2	-4.66	9.65	31/08/2023	10	9.2	10	9.2	9.256	5@8.90	162@9.95	70.46	2022	430	11	3,980.00	9,301.20	7.6	16.9	55101020	

Suspension Status

66,948,210	0.300	---	---	---	22/09/2015	22/09/2015	5179	FOLLI FOLLIE (CR)	4.8	---	4.8	24/05/2018	---	---	---	---	---	---	---	---	---	---	---	---	321,351.41	4.8	4.8	40401030	
12,417,000	0.310	---	---	---	27/08/2019	28/08/2017	5233	MLS MULTIMEDIA SA (CR)	0.57	---	0.57	12/05/2020	---	---	---	---	---	---	---	---	---	---	---	---	---	7,077.69	0.57	0.57	10101015
6,330,002	0.300	---	---	---	25/06/2002	15/03/2019	5278	VARVARESSOS (CR)	0.24	---	0.24	02/05/2023	---	---	---	---	---	---	---	---	---	---	---	---	---	1,519.20	0.16	0.25	55101020
3,961,300	1.28	---	---	---	29/06/2004	03/08/2000	5248	DUROS SA (CR)	0.25	---	0.25	24/04/2023	---	---	---	---	---	---	---	---	---	---	---	---	---	990.33	0.2	0.3	40204020
7,085,888	1.59	---	---	---	02/07/1996	06/09/2010	5216	ELVIEMEK (CR)	2.6	---	2.6	30/09/2019	---	---	---	---	---	---	---	---	---	---	---	---	---	18,423.31	2.6	2.6	35101010
7,125,216	0.650	---	---	---	01/07/2005	14/12/1999	4955	KRE.KA SA (CR)	0.28	---	0.28	06/04/2023	---	---	---	---	---	---	---	---	---	---	---	---	---	1,995.06	0.17	0.43	45102010
7,734,375	1.00	---	---	---	09/07/2007	07/01/2011	5277	LIVANIS SA (CR)	0.125	---	0.125	28/04/2023	---	---	---	---	---	---	---	---	---	---	---	---	---	966.80	0.12	0.18	40301030

Shares' Notes

Code	Note text
()	- Adjusted dividends.
*	- Last adjusted closing price.
[1]	- Net dividends.
[2]	- The "Date of Last Coupon" for New listings refers to the date company's stocks started to trade in Athex
[3]	- The Company Market Value is referred to the number of outstanding shares
[4]	- Sectors codification can be found in Appendix A
[5]	- The Market Value refers to the total number of shares listed (including their several classes) in the exchange by the company.
[6]	- P/E greater than 100
[7]	- Last view of the Order Book before the end of the trading session
[8]	- All Blocks Methods' Transactions Value are included.
4750	- Transfer to the Under Surveillance Category from 8/4/2011.
4955	- Transfer to the Surveillance Category as from 5/4/2013.
4957	- Transfer to the Surveillance Category as from 5/4/2013.
4958	- Transfer to the Surveillance Category as from 5/4/2013.
4959	- Transfer to the Surveillance Category as from 5/4/2013.
5093	- Transfer to the Surveillance Category as of 8/4/2015.
5141	- Transfer to the Surveillance Category as of 10/05/2017.
5160	- Transfer to the Surveillance Category as of 15/04/2016.
5165	- Transfer to the Surveillance Category as of 15/02/2018.
5179	- Suspension of trading as of 25/05/2018.
5193	- Transfer to the Surveillance Category as of 25/10/2018.
5197	- Transfer to the Surveillance Category as of 07/11/2018.
5216	- Suspension of trading as of 01/10/2019.
5232	- Transfer to the Under Surveillance Category from 08/04/2011.
5233	- Suspension of trading as of 13/05/2020.
5248	- Transfer to the Surveillance Category as of 06/09/20116.
5253	- Transfer to the Surveillance Category as of 14/5/2021.
5275	- Transfer to the Surveillance Category as of 09/07/2020.
5277	- Suspension of trading as of 02/05/2023.
5278	- Suspension of trading as of 03/05/2023.

Securities Blocks Details

Securities	Block Volume	Price	Block Trade Value	Time of approval	Note
ENTERSOFT (CR)	40,000	6.30	252,000.00	11:26:55	20
ENTERSOFT (CR)	21,000	6.30	132,300.00	11:28:12	20
EUROBANK HOLDINGS (CR)	300,000	1.61	482,100.00	11:30:16	20
MOTOR OIL (CR)	25,000	23.48	587,000.00	11:40:09	20
PPC (CR)	139,047	10.08	1,401,593.76	12:02:06	20
ATHENS MEDICAL CENTER SA (CR)	750,000	2.05	1,537,500.00	12:35:26	20
JUMBO SA (CR)	15,000	28.50	427,500.00	14:29:38	20
JUMBO SA (CR)	15,000	28.50	427,500.00	15:43:04	20
GR. SARANTIS S.A. (CR)	17,500	7.70	134,750.00	17:14:52	20

Blocks Notes

- 9 - Method 6-1 / Special Fees
- 10 - Method 6-1 / Special Fees, SDS
- 14 - Method 6-3 / Settlement, Incomplete Buy and Sell
- 18 - Method 6-2 / SPOT 1
- 19 - Method 6-2 / SPOT 2
- 20 - Method 6-1 and Method 6-1 Same Day Settlement
- 21 - Other Pre-agreed

Shares Rights Details

Occurred date	Exercise from	Exercise until	Trading until	Rights	Price min	Price max	Closing price	Last Bid	Last Ask	Volume	Trades	Transactions Value
---------------	---------------	----------------	---------------	--------	-----------	-----------	---------------	----------	----------	--------	--------	--------------------

No Rights Transactions.

Forced Sales Details

Securities	Category of Security	Transactions Volume	Number of Trades	Transactions Value	Note
------------	----------------------	------------------------	---------------------	-----------------------	------

No Forced Transactions.

Forced Sales Notes

- 1 - Compulsory Public Forced Sales
- 2 - Forced Sales of Fixed Registered Shares
- 3 - Forced Sales of Remaining Fractional Shares

Exchange Traded Funds (ETFs) Characteristics

	Transactions Date (T)	Creation / Redemption	Units (T-1)	New Units (T-1)	Redemption Units (T-1)	Units (T) [1]	Fund Assets [2]	Net Unit Price	Dividend per Unit	Dividend Date
ALPHA ETF FTSE Athex Large Cap	01/09/2023	5,000	924,675	---	---	924,675	29,492,730.00	31.8952	0.62	03/07/2023

ETFs Notes

[1] - Units (T) = Units (T-1) + New Units (T-1) - Redemption Units (T-1)

[2] - The Creation / Redemption Units of T-1 are included.

Non Convertible Corporate Bonds - Regulated Market

Num Listed Bonds	Nominal price	Issue price	Today's Rate	Exp. Date	Duration (years)	Note	Coupon		Trading Unit	Corporate Bonds	Accrued Int.	Yield.T.Mat	Price min	Price max	Closing price	Previous closing price/date	Volume	Transactions Value	Last order		Date	ear min	Year max	
							Common	Preferred											Price	Buy / Sell				
100,000	1,000.00	1,000.00	2.70	25/05/2026	5	---	5	---	1	COSTAMARE PARTICIPATIONS PLC (Non Convertible)	7.7250	4.5110	94.5000	94.8500	94.8500	95.0000	31/08/2023	5,000	4,776.13	94.8500	B	31/09/2023	92.1400	97.0000
320,000	1,000.00	1,000.00	3.40	21/07/2027	7	---	7	---	1	LAMDA DEVELOPMENT S.A. (Non Convertible)	4.3444	5.2070	92.0000	92.3000	92.2625	92.4350	31/08/2023	39,000	36,085.14	92.1100	B	31/09/2023	91.4001	95.5000
200,000	1,000.00	1,000.00	2.10	27/10/2027	7	---	6	---	1	O.P.A.P. S.A. (Non Convertible)	7.6417	3.7410	91.9000	93.1999	93.1999	92.9790	31/08/2023	90,000	83,779.07	91.9000	B	31/09/2023	91.3710	95.4000
200,000	1,000.00	1,000.00	1.90	23/03/2028	7	---	5	---	1	MOTOR OIL CORINTH REFINERIES SA (Non Convertible)	8.7611	3.8290	91.7000	91.7200	91.7129	91.7200	31/08/2023	31,000	28,702.59	91.3000	B	31/09/2023	87.5500	92.6000
100,000	1,000.00	1,000.00	2.95	11/02/2027	5	---	4	---	1	SAFE BULKERS PARTICIPATIONS PLC (Non Convertible)	2.0486	4.5450	94.3000	94.5500	94.5500	94.2100	31/08/2023	2,000	1,892.60	94.5500	B	31/09/2023	89.9269	97.9500
230,000	1,000.00	1,000.00	4.70	12/07/2029	7	---	3	---	1	LAMDA DEVELOPMENT S.A. (Non convertible)	7.1806	4.5480	99.2000	99.9500	99.5543	99.5900	31/08/2023	14,000	14,038.13	99.1002	B	31/09/2023	94.9889	101.0000
100,000	1,000.00	1,000.00	4.40	26/07/2029	7	---	3	---	1	CPLP SHIPPING HOLDINGS PLC (Non Convertible)	5.0111	4.4030	98.0002	99.4999	98.9615	100.0000	31/08/2023	13,000	12,930.14	98.7000	B	31/09/2023	97.2369	100.8000
200,000	1,000.00	1,000.00	3.60	12/03/2026	7	---	9	---	1	AEGEAN AIRLINES S.A. (Non Convertible)	17.6000	3.5340	---	---	---	98.7980	31/08/2023	---	---	97.7000	B	31/09/2023	95.6301	98.9000
500,000	1,000.00	1,000.00	2.75	03/07/2027	7	---	7	---	1	GEK TERNA S.A. (Non Convertible)	4.8889	4.6820	91.1119	92.8500	92.2800	92.6430	31/08/2023	75,000	69,476.87	92.0000	B	31/09/2023	86.8000	94.4535
120,000	1,000.00	1,000.00	3.95	04/04/2025	7	---	11	---	1	GEK TERNA S.A. (Non Convertible)	16.8972	3.6720	---	---	---	99.2100	31/08/2023	---	---	99.2500	B	31/09/2023	97.5523	100.5000
175,000	1,000.00	1,000.00	3.40	26/07/2024	5	---	9	---	1	ATTICA HOLDINGS S.A. (Non Convertible)	3.8722	4.6550	98.3000	98.4001	98.3229	99.1850	31/08/2023	35,000	34,548.53	98.4000	B	31/09/2023	96.6179	99.4500
300,000	1,000.00	1,000.00	2.30	20/07/2028	7	---	5	---	1	PRODEA REIC S.A.(Non Convertible)	3.0028	5.4700	85.8971	87.9000	86.5870	87.9990	31/08/2023	83,000	72,116.44	86.5010	B	31/09/2023	82.0100	89.1000
150,000	1,000.00	1,000.00	2.65	22/10/2026	5	---	4	---	1	CPLP SHIPPING HOLDINGS PLC (Non Convertible)	9.8639	4.7380	93.5000	94.5000	93.5632	94.5800	31/08/2023	19,000	17,964.41	93.7000	B	31/09/2023	92.5500	96.0000
250,000	1,000.00	1,000.00	2.45	16/11/2028	7	---	4	---	1	ELVALHALCOR S.A. (Non Convertible)	7.6222	4.7180	89.5101	91.2990	89.5168	90.7230	31/08/2023	32,000	29,184.34	89.5201	B	31/09/2023	85.6375	92.0000
120,000	1,000.00	1,000.00	2.65	06/12/2028	7	---	4	---	1	NOVAL PROPERTY REIC (Non Convertible)	6.6986	4.5920	90.2600	91.0000	90.7500	90.8350	31/08/2023	37,000	33,862.85	90.2600	B	31/09/2023	84.3700	91.9500
300,000	1,000.00	1,000.00	2.30	14/12/2028	7	---	4	---	1	GEK TERNA S.A. (Non Convertible)	5.3028	4.8300	88.4000	88.4000	88.4000	88.6000	31/08/2023	1,000	889.30	88.1000	B	31/09/2023	82.1339	90.3500
150,000	1,000.00	1,000.00	2.60	22/10/2026	7	---	8	---	1	TERNA ENERGY FINANCE S.A. (Non Convertible)	9.6778	4.3030	94.0000	94.0000	94.0000	93.1040	31/08/2023	7,000	6,647.74	93.1200	B	31/09/2023	92.5000	95.7400
100,000	1,000.00	1,000.00	2.80	25/01/2027	5	---	4	---	1	PREMIA S.A. (Non Convertible)	3.2667	4.4470	---	---	---	94.4700	28/08/2023	---	---	91.8300	B	31/09/2023	87.6862	95.9899

Corporate Bonds Notes

Transactions Volume = (Pieces) * (Nominal Price). Transactions Value = (Pieces) * (Nominal Price) * (price %) + (Accrued interest).

The price of a Bond is stated as a percentage (%) of Bond's Nominal Price.

Nominal Price in Euros (€), except if it is noted differently.

Non Convertible Corporate Bonds - Regulated Market

Num Listed Bonds	Nominal price	Issue price	Today's Rate	Exp. Date	Duration (years)	Note	Coupon		Trading Unit	Corporate Bonds	Accrued Int.	Yield.T.Mat	Price min	Price max	Closing price	Previous closing price/date	Volume	Transactions Value	Last order		ear min	Year max		
							Common	Preferred											Price	Buy / Sell			Date	
500,000	1,000.00	1,000.00	4.00	10/07/2030	7	---	1	---	1	MYTILINEOS S.A. (Non Convertible)	6.3333	3.9880	99.7701	99.9700	99.9400	99.9340	31/08/2023	39,000	39,216.40	99.9000	B	11/09/2023	99.7100	100.0700

Corporate Bonds Notes

Transactions Volume = (Pieces) * (Nominal Price). Transactions Value = (Pieces) * (Nominal Price) * (price %) + (Accrued interest).

The price of a Bond is stated as a percentage (%) of Bond's Nominal Price.

Nominal Price in Euros (€), except if it is noted differently.

Government Bonds

Number Listed Bonds	Nominal price	Today's Rate	Accrued Interest Calc	Exp. Date [1]	Duration (years)	Note	Coupons Date	Curr. coupon value	Trading Unit	Government Bonds	Price min	Price max	Closing price	Previous closing price/date	Volume	Transactions Value	Price	Last order Buy / Sell	Date
4,500,000	1,000.00	1.88	Actual/Actual	04/02/2035	15	---	04/02	1.88	1	GGB-FXD-040235-15Y-1.875-1.000	---	---	---	---	---	---	---	---	---
1,805,793	1,000.00	3.45	Actual/Actual	02/04/2024	5	---	02/04	3.45	1	GGB-FXD-020424-05Y-3.450-1.000	---	---	---	---	---	---	---	---	---
6,000,000	1,000.00	0.75	Actual/Actual	18/06/2031	10	---	18/06	0.75	1	GGB-FXD-180631-10Y-0.750-1.000	---	---	---	---	---	---	---	---	---
2,750,000	1,000.00	3.88	Actual/Actual	15/06/2028	5	---	15/06	3.88	1	GGB-FXD-150628-05Y-3.875-1.000	---	---	---	---	---	---	---	---	---
5,962,747,327	1.00	3.75	Actual/Actual	30/01/2028	10	---	/02 - 01/02 - 31/	3.75	1	GGB-FXD-300128-10Y-3.750-1.00	---	---	---	85.4610 13/07/2018	---	---	1.0000	B	28/11/2018
7,067,309,386	1.00	3.90	Actual/Actual	30/01/2033	15	---	/02 - 01/02 - 31/	3.90	1	GGB-FXD-300133-15Y-3.900-1.00	---	---	---	78.6730 13/07/2018	---	---	1.0000	B	28/11/2018
5,622,848,349	1.00	4.00	Actual/Actual	30/01/2037	19	---	/02 - 01/02 - 31/	4.00	1	GGB-FXD-300137-19Y-4.000-1.00	---	---	---	77.0370 13/07/2018	---	---	1.0000	B	28/11/2018
5,476,770,669	1.00	4.20	Actual/Actual	30/01/2042	24	---	/02 - 01/02 - 31/	4.20	1	GGB-FXD-300142-24Y-4.200-1.00	---	---	---	77.7640 13/07/2018	---	---	1.0000	B	28/11/2018
48,794,718	1.00	4.30	Actual/Actual	24/02/2024	12	---	24/02	4.30	1	GGB-FXD-240224-12Y-2.000-1.00	---	---	---	10.0000 22/06/2015	---	---	---	---	---
40,248,141	1.00	4.30	Actual/Actual	24/02/2025	13	---	24/02	4.30	1	GGB-FXD-240225-13Y-2.000-1.00	---	---	---	10.0000 22/06/2015	---	---	---	---	---
59,586,043	1.00	4.30	Actual/Actual	24/02/2026	14	---	24/02	4.30	1	GGB-FXD-240226-14Y-2.000-1.00	---	---	---	10.0000 22/06/2015	---	---	---	---	---
41,118,344	1.00	4.30	Actual/Actual	24/02/2027	15	---	24/02	4.30	1	GGB-FXD-240227-15Y-2.000-1.00	---	---	---	10.0000 22/06/2015	---	---	---	---	---
45,137,734	1.00	4.30	Actual/Actual	24/02/2028	16	---	24/02	4.30	1	GGB-FXD-240228-16Y-2.000-1.00	---	---	---	10.0000 22/06/2015	---	---	---	---	---
61,768,888	1.00	4.30	Actual/Actual	24/02/2029	17	---	24/02	4.30	1	GGB-FXD-240229-17Y-2.000-1.00	---	---	---	10.0000 22/06/2015	---	---	---	---	---
54,567,744	1.00	4.30	Actual/Actual	24/02/2030	18	---	24/02	4.30	1	GGB-FXD-240230-18Y-2.000-1.00	---	---	---	10.0000 22/06/2015	---	---	---	---	---
37,541,515	1.00	4.30	Actual/Actual	24/02/2031	19	---	24/02	4.30	1	GGB-FXD-240231-19Y-2.000-1.00	---	---	---	10.0000 22/06/2015	---	---	---	---	---
37,558,317	1.00	4.30	Actual/Actual	24/02/2032	20	---	24/02	4.30	1	GGB-FXD-240232-20Y-2.000-1.00	---	---	---	10.0000 22/06/2015	---	---	---	---	---
37,473,732	1.00	4.30	Actual/Actual	24/02/2033	21	---	24/02	4.30	1	GGB-FXD-240233-21Y-2.000-1.00	---	---	---	10.0000 22/06/2015	---	---	---	---	---
33,888,293	1.00	4.30	Actual/Actual	24/02/2034	22	---	24/02	4.30	1	GGB-FXD-240234-22Y-2.000-1.00	---	---	---	10.0000 22/06/2015	---	---	---	---	---
35,177,800	1.00	4.30	Actual/Actual	24/02/2035	23	---	24/02	4.30	1	GGB-FXD-240235-23Y-2.000-1.00	---	---	---	10.0000 22/06/2015	---	---	---	---	---
35,547,268	1.00	4.30	Actual/Actual	24/02/2036	24	---	24/02	4.30	1	GGB-FXD-240236-24Y-2.000-1.00	---	---	---	10.0000 22/06/2015	---	---	---	---	---
40,246,306	1.00	4.30	Actual/Actual	24/02/2037	25	---	24/02	4.30	1	GGB-FXD-240237-25Y-2.000-1.00	---	---	---	10.0000 22/06/2015	---	---	---	---	---
37,643,952	1.00	4.30	Actual/Actual	24/02/2038	26	---	24/02	4.30	1	GGB-FXD-240238-26Y-2.000-1.00	---	---	---	10.0000 22/06/2015	---	---	---	---	---
36,977,100	1.00	4.30	Actual/Actual	24/02/2039	27	---	24/02	4.30	1	GGB-FXD-240239-27Y-2.000-1.00	---	---	---	10.0000 22/06/2015	---	---	---	---	---
41,615,000	1.00	4.30	Actual/Actual	24/02/2040	28	---	24/02	4.30	1	GGB-FXD-240240-28Y-2.000-1.00	---	---	---	10.0000 22/06/2015	---	---	---	---	---
42,227,208	1.00	4.30	Actual/Actual	24/02/2041	29	---	24/02	4.30	1	GGB-FXD-240241-29Y-2.000-1.00	---	---	---	10.0000 22/06/2015	---	---	---	---	---
68,288,487	1.00	4.30	Actual/Actual	24/02/2042	30	---	24/02	4.30	1	GGB-FXD-240242-30Y-2.000-1.00	---	---	---	10.0000 22/06/2015	---	---	---	---	---
4,000,000	1,000.00	3.88	Actual/Actual	12/03/2029	10	---	12/03	3.88	1	GGB-FXD-120329-10Y-3.875-1.000	---	---	---	---	---	---	100.0000	B	15/10/2019
4,500,000	1,000.00	0.00	Actual/Actual	12/02/2026	5	---	12/02	0.00	1	GGB-FXD-120226-05Y-0.000-1.000	---	---	---	---	---	---	---	---	---
2,209,163	1,000.00	3.38	Actual/Actual	15/02/2025	7	---	15/02	3.38	1	GGB-FXD-150225-07Y-3.375-1.000	---	---	---	---	---	---	---	---	---
964,000	1,000.00	3.25	Actual/Actual	20/03/2025	6	---	20/03	3.25	1	GGB-FXD-200325-06Y-3.250-1.000	---	---	---	---	---	---	---	---	---
2,100,000	1,000.00	3.55	Actual/Actual	20/03/2026	7	---	20/03	3.55	1	GGB-FXD-200326-07Y-3.550-1.000	---	---	---	---	---	---	---	---	---
40,000	1,000.00	2.18	FLR Actual/360	16/09/2023	1	---	16/03 - 16/09	---	1	GGB-FLT-160923-01Y-2.178-1.000	---	---	---	---	---	---	---	---	---
5,500,000	1,000.00	1.50	Actual/Actual	18/06/2030	10	---	18/06	1.50	1	GGB-FXD-180630-10Y-1.500-1.000	---	---	---	---	---	---	---	---	---

Government Bonds Notes

Transactions Volume = (Pieces) * (Nominal Price). Transactions Value = (Pieces) * (Nominal Price) * (price %) + (Accrued interest).

The Value of current coupon for the issues with NV 0.01 euro refers to NV 100 euros

FLR: Floating Interest Rate.

[1] - The Expiration Date of the interest bearing period and the Date for coupon payment.

Government Bonds

Number Listed Bonds	Nominal price	Today's Rate	Accrued Interest Calc	Exp. Date [1]	Duration (years)	Note	Coupons Date	Curr. coupon value	Trading Unit	Government Bonds	Price min	Price max	Closing price	Previous closing price/date	Volume	Transactions Value	Price	Last order Buy / Sell	Date
3,500,000	1,000.00	4.38	Actual/Actual	18/07/2038	15	---	18/07	4.38	1	GGB-FXD-180738-15Y-4.375-1.000	---	---	---	---	---	---	---	---	---
5,364,250	1,000.00	3.25	Actual/Actual	20/03/2050	30	---	20/03	3.25	1	GGB-FXD-200350-30Y-3.250-1.000	---	---	---	---	---	---	---	---	---
3,924,361	1,000.00	2.00	Actual/Actual	22/04/2027	7	---	22/04	2.00	1	GGB-FXD-220427-07Y-2.000-1.000	---	---	---	---	---	---	99.9000	B	22/04/2020
2,500,000	1,000.00	1.88	Actual/Actual	23/07/2026	7	---	23/07	1.88	1	GGB-FXD-230726-07Y-1.875-1.000	---	---	---	---	---	---	---	---	---
4,050,000	1,000.00	4.25	Actual/Actual	15/06/2033	10	---	15/06	4.25	1	GGB-FXD-150633-10Y-4.250-1.000	---	---	---	---	---	---	---	---	---
3,500,000	1,000.00	1.88	Actual/Actual	24/01/2052	30	---	24/01	1.88	1	GGB-FXD-240152-30Y-1.875-1.000	---	---	---	---	---	---	---	---	---
3,700,000	1,000.00	1.75	Actual/Actual	18/06/2032	10	---	18/06	1.75	1	GGB-FXD-180632-10Y-1.750-1.000	---	---	---	---	---	---	---	---	---
2,200,000	1,000.00	1.13	FLR Actual/360	15/12/2027	5	---	- 15/12 - 15/03 -	---	1	GGB-FLT-151227-05Y-1.130-1.000	---	---	---	---	---	---	102.1600	B	30/12/2022

Government Bonds Notes

Transactions Volume = (Pieces) * (Nominal Price). Transactions Value = (Pieces) * (Nominal Price) * (price %) + (Accrued interest).

The Value of current coupon for the issues with NV 0.01 euro refers to NV 100 euros

FLR: Floating Interest Rate.

[1] - The Expiration Date of the interest bearing period and the Date for coupon payment.

Treasury Bills & Zero Coupon Government Bonds

Issue Date	13-Week Maturity									26-Week Maturity									52-Week Maturity								
	Exp. Date	Initial Rate	Num Listed Bonds	Nominal price	Issue price	Last Trade Price	Last Trade Date	Volume Traded	Note	Exp. Date	Initial Rate	Num Listed Bonds	Nominal price	Issue price	Last Trade Price	Last Trade Date	Volume Traded	Note	Exp. Date	Initial Rate	Num Listed Bonds	Nominal price	Issue price	Last Trade Price	Last Trade Date	Volume Traded	Note
09/09/2022	---	---	---	---	---	---	---	---	---	---	---	---	---	---	---	---	---	---	08/09/2023	1.97	1,000,000	1,000.00	980.47	---	---	---	---
09/12/2022	---	---	---	---	---	---	---	---	---	---	---	---	---	---	---	---	---	---	08/12/2023	2.73	600,000	1,000.00	973.10	---	---	---	---
10/03/2023	---	---	---	---	---	---	---	---	---	---	---	---	---	---	---	---	---	---	08/03/2024	3.75	1,000,000	1,000.00	963.46	---	---	---	---
09/06/2023	---	---	---	---	---	---	---	---	---	---	---	---	---	---	---	---	---	---	07/06/2024	3.84	1,600,000	1,000.00	962.60	---	---	---	---

Bonds in Circulation	Currency / Min nominal traded Value	Coupons Payment Date	Current Coupon Value	Note	Coupon	Trading Unit	Issue Date	Duration (years)	Today's Interest	A.I.C in days	Bonds	Last price of previous days		Last Outcry in Cash (euro)			Trades in Pieces	Life min	Life Max
												Price	Buy / Sell	Date	Price	Buy / Sell			
Corporate Bonds in Foreign Currency and Euro																			
103,746	GBP / 10	01/12	0.25	---	64	1	01/12/1930	98	2.5	360	National Mortgage Bank	2.27	05/02/1996	2.27	S	05/02/1996	---	2.27	2.27
0	GBP / 10	01/12	0.25	---	66	1	01/12/1928	100	2.5	360	National Mortgage Bank	---	---	---	---	---	---	---	---

Government Bonds Notes

A.I.C: Accrued Interest Calculation base.

FLR: Floating Interest Rate.

The minimum tradeable Nominal Value for all Demeterialised Government Titles is 100 Euros.

(μφρ-0)

Athex & ATHEXClear Members List

Member Name				Stock Market			Derivatives Market		ATHEXClear Member	
	Address	Phone	Fax	Market Member	Remote Member	Market Maker	Proprietary	Market Maker	General Clearing	Direct Clearing
A. SARRIS SECURITIES S.A.				a						
6, ΔΡΑΓΑΤΣΑΝΙΟΥ 6 ΑΘΗΝΑ	2103367700									
AEONIC SECURITIES C.I.F. P.L.C.				a						
, ΛΑΪΟΥ 6, ΓΡ. 301B, ANNA COURT	35725337600									
ALPHA BANK S.A.									a	
, ΣΤΑΔΙΟΥ 40 ΑΘΗΝΑ	2103260000									
ALPHA FINANCE INVESTMENT SERVICES SINGLE MEMBER SA				a		a	a	a		a
5, ΠΑΝΕΠΙΣΤΗΜΙΟΥ 45 ΑΘΗΝΑ	2103677400									
ARGUS STOCKBROKERS LTD				a	a		a			
25, 25 ΛΕΩΦΟΡΟΣ ΔΗΜΟΣΘΕΝΗ ΣΕΒΕΡΗ	0035722717000									
ATLANTIC SECURITIES LTD				a	a					
37, ΠΡΟΔΡΟΜΟΥ 37	0035722445400									
AXON SECURITIES S.A.				a			a			
48, ΣΤΑΔΙΟΥ 48 ΑΘΗΝΑ	2103363800									
BETA SECURITIES S.A.				a		a	a			a
29, Λ. ΑΛΕΞΑΝΔΡΑΣ 29 ΑΘΗΝΑ	2106478930									
BNP PARIBAS S.A.									a	
, ΛΑΜΨΑΚΟΥ 2 ΑΘΗΝΑ	2107468525									
BOFA SECURITIES EUROPE SA				a	a					
, 112 AVENUE KL'BER 75116	+33 153655555									
CAPITAL SECURITIES S.A.				a			a			
58, ΜΗΤΡΟΠΟΛΕΩΣ 58 ΑΘΗΝΑ	2103369700									
CITIGROUP GLOBAL MARKETS EUROPE AG				a	a					
16, REUTERWEG 16	+49 691366-0									
CITIGROUP GLOBAL MARKETS LIMITED				a						
1, 33 CANADA SQUARE -CANARY WHARF	+44 02079864000									
CREDIT SUISSE BANK (EUROPE), S.A.				a	a					
, CALLE AYALA 42, 3A PLANTA-B MADRID	+34917916000									
CREDIT SUISSE SECURITIES (EUROPE) LIMITED				a						
1, ONE CABOT SQUARE LONDON	+44 2078888888									
CYCLOS SECURITIES S.A.				a			a			
39, ΧΑΡΙΛΑΟΥ ΤΡΙΚΟΥΠΗ 6-8-10 ΑΘΗΝΑ	2103364300									
DEUTSCHE BANK S.A.					a					
1, GREAT WINCHESTER STREET LONDON	+44 20 754 54209	00441133361437								
EUROBANK EQUITIES INVESTMENT FIRM SINGLE MEMBER SA				a		a	a	a		a
, ΦΙΛΕΛΛΗΝΩΝ 10 & ΞΕΝΟΦΩΝΤΟΣ 13 ΑΘΗΝΑ	2103720425									
EUROBANK S.A.									a	
, ΟΘΩΝΟΣ 8 ΑΘΗΝΑ	2144043907									
EUROCORP INVESTMENT SERVICES S.A.				a			a			a
14, ΠΛ.ΦΙΛΙΚΗΣ ΕΤΑΙΡΕΙΑΣ 14 ΑΘΗΝΑ	2107263600									
EUOTRUST INVESTMENT FIRM SA				a						
113, ΣΕΒΑΣΤΟΥΠΟΛΕΩΣ 113 ΑΘΗΝΑ	2103363100									
EUROXX SECURITIES S.A.				a		a	a	a		a
7, ΠΑΛΑΙΟΛΟΓΟΥ ΧΑΛΑΝΔΡΙ	(210)-6879400	(210)-6879401								
7, ΠΑΛΕΟΛΟΓΟΥ ΧΑΛΑΝΔΡΙ	+30 2106879400	210-6879401								
FREEDOM FINANCE EUROPE LTD				a	a					
, ΧΡΙΣΤΑΚΗ ΚΡΑΝΟΥ 20	035725257786									
G. A. PERVANAS SECURITIES- INVESTMENT SERVICES S.A.				a						
7-9, ΣΟΦΟΚΛΕΟΥΣ 7-9 ΑΘΗΝΑ	2103727200									
GLOBAL CAPITAL SECURITIES & FINANCIAL SERVICES LTD				a	a					
50, ΛΑΡΧΙΕΠΙΣΚΟΠΟΥ ΜΑΚΑΡΙΟΥ Γ50	0035722710710									
GREENPOST TRADING EUROPE LTD				a	a	a				
, ΚΙΜΩΝΟΣ 3, ACROPOLIS MANSIONS, 2ND FLOOR, FLAT/OFFICE 202	035722521389									
HELLENIC AMERICAN SECURITIES S.A.				a		a	a			a
27, ΑΝΔΡΕΑ ΠΑΠΑΝΔΡΕΟΥ 27 ΜΑΡΟΥΣΙ	2103311100									
HELLENIC BANK (INVESTMENTS) LTD					a					
, ΑΥΞ.ΚΥΡΙΑΚΟΥ ΜΑΤΣΙ 31 - PO BOX 24747 NICOSIA	+357 22500100	357 22500110								
HSBC CONTINENTAL EUROPE									a	
109-111, Λ.ΜΕΣΟΓΕΙΩΝ 109-111	2106960000									
INDEX SECURITIES S.A.				a						
6, ΔΡΑΓΑΤΣΑΝΙΟΥ 6 ΑΘΗΝΑ	2103213920									
J. CHR. MAVRIKIS SECURITIES S.A.				a						
5, ΣΟΦΟΚΛΕΟΥΣ 5 ΑΘΗΝΑ	2103216730									

Athex & ATHEXClear Members List

Member Name				Stock Market			Derivatives Market		ATHEXClear Member	
	Address	Phone	Fax	Market Member	Remote Member	Market Maker	Proprietary	Market Maker	General Clearing	Direct Clearing
KAPPA SECURITIES S.A.				a			a			
15, ΒΑΛΑΩΡΙΤΟΥ 15 ΑΘΗΝΑ	2103678600									
KARAMANOF SECURITIES & INVESTMENT SERVICES S.A.				a						
2, ΠΛ.ΑΓ.ΘΕΟΔΩΡΩΝ 2 ΑΘΗΝΑ	2103212947									
LAIKI FINANCIAL SERVICES LTD					a					
26, AVE. VYRONOS NICOSIA	357 22367367	357 22718567								
LEON DEPOLAS SECURITIES S.A.				a		a	a			
1, ΧΡΗΣΤΟΥ ΛΑΔΑ 1 ΑΘΗΝΑ	2103213276 -28									
MEGA EQUITY SECURITIES & FINANCIAL SERVICES PUBLIC LTD				a	a		a			
42-44, ΛΕΩΦ.ΓΡΙΒΑ ΔΙΓΕΝΗ 42-44	0035722711711									
MERIT SECURITIES S.A				a		a	a			a
5, ΣΟΦΟΚΛΕΟΥΣ 5 ΑΘΗΝΑ	2103671880									
MERRILL LYNCH INTERNATIONAL				a						
2, 2 KING EDWARD STREET LONDON	+44 20276281000									
N. CHRYSOCHOIDIS SECURITIES S.A.				a			a			a
7-9, ΣΟΦΟΚΛΕΟΥΣ 7-9 ΑΘΗΝΑ	2103213913									
NATIONAL BANK OF GREECE S.A.				a		a	a		a	
86, ΑΙΟΛΟΥ ΣΤΡ. ΑΘΗΝΑ	(210)-3341000	(210)-3228187								
68, ΑΚΑΔΙΜΙΑΣ ΣΤΡ. ΑΘΗΝΑ	(210)-3328817	(210)-3328678								
NATIONAL SECURITIES SINGLE MEMBER SA				a		a	a	a		
66, ΛΕΩΦΟΡΟΣ ΑΘΗΝΩΝ 128-132 & ΙΦΙΓΕΝΙΑΣ ΑΘΗΝΑ	2103328784									
NUNTIUS BROKERAGE AND INVESTMENT SERVICES S.A				a						
6, ΔΡΑΓΑΤΣΑΝΙΟΥ 6 ΑΘΗΝΑ	2103350599									
ONE PLUS CAPITAL LIMITED				a	a					
, 75 PRODROMOU AVENUE NICOSIA 1307	35722873760									
OPTIMA BANK S.A.				a		a	a	a	a	
32, ΑΙΓΙΑΛΕΙΑΣ 32 & ΠΑΡΑΔΕΙΣΟΥ ΜΑΡΟΥΣΙ	2108173663									
PANCRETA BANK S.A									a	
, ΙΚΑΡΟΥ 5	2810 338800									
PANTELAKIS SECURITIES S.A.				a		a	a	a		
57, ΕΘΝΙΚΗΣ ΑΝΤΙΣΤΑΣΕΩΣ 57, ΚΤΙΡΙΟ Β CHALANDRI	2106965000								a	
PIRAEUS BANK S.A.				a			a			
, ΑΜΕΡΙΚΗΣ 4 ΑΘΗΝΑ	2103335000									
PIRAEUS SECURITIES S. A.				a		a	a	a		a
10, ΣΤΑΔΙΟΥ 10 ΑΘΗΝΑ	2103354100									
PROCHOICE SECURITIES LTD				a	a					
57, ΛΕΩΦ.ΣΠΥΡΟΥ ΚΥΠΡΙΑΝΟΥ 57, ΑΚΙΝΗΤΑ Φ	035724661192									
SHARELINK SECURITIES & FINANCIAL SERVICES LTD				a			a			
6, HOUSE-ΘΕΟΤΟΚΗ 6 ΜΕΓΑΡΟ ΕΛΜΗΝΑ	+357 22554200									
SOCIETE GENERALE S.A.				a	a		a			
, 17 COURS VALMY, CEDEX	+157290504									
SOLIDUS SECURITIES S.A				a			a			a
64, ΛΟΥΙΖΗΣ ΠΙΑΝΚΟΥΡ 64 ΑΘΗΝΑ	2106900600									
ST. EM. LAVRENTAKIS SECURITIES S.A.				a			a			
7-9, ΣΟΦΟΚΛΕΟΥΣ 7-9 ΑΘΗΝΑ	2103213336									
THE CYPRUS INVESTMENT & SECURITIES CORPORATION LTD				a	a					
154, ΑΓΙΟΥ ΠΡΟΚΟΠΙΟΥ & ΠΟΣΕΙΔΩΝΟΣ 1	0035722121700									
UBS EUROPE SE				a	a					
, OPERNTURM, BOCKENHEIMER LANDSTRASSE 2-4	496921790									
UBS LIMITED					a					
1, FINSBURY AVENUE LONDON	+44 2075687135									

List of Stocks under Market Making operations

Securities	Market Maker	Start Market Making	Stock Category	Suspension Status
MLS MULTIMEDIA SA (CR)				
	PIRAEUS SECURITIES S. A.	01/08/2019		
ALPHA ETF FTSE Athex Large Cap			Exchange Traded Funds (ETFs)	
	ALPHA FINANCE INVESTMENT SERVICES SINGLE MEMBER SA	02/01/1900		
	NATIONAL SECURITIES SINGLE MEMBER SA	02/01/1900		
ADMIE (IPTO) HOLDING S.A. (CR)			Main Market	
	EUROBANK EQUITIES INVESTMENT FIRM SINGLE MEMBER SA	24/05/2021		
	HELLENIC AMERICAN SECURITIES S.A.	09/03/2020		
	PIRAEUS SECURITIES S. A.	29/06/2017		
AEGEAN AIRLINES (CR)			Main Market	
	EUROBANK EQUITIES INVESTMENT FIRM SINGLE MEMBER SA	22/09/2020		
ALPHA SERVICES HOLD (CR)			Main Market	
	ALPHA FINANCE INVESTMENT SERVICES SINGLE MEMBER SA	29/02/2016		
	EUROBANK EQUITIES INVESTMENT FIRM SINGLE MEMBER SA	22/10/2006		
	GREENPOST TRADING EUROPE LTD	12/06/2023		
	HELLENIC AMERICAN SECURITIES S.A.	25/07/2014		
	LEON DEPOLAS SECURITIES S.A.	04/01/2016		
	MERIT SECURITIES S.A	03/09/2012		
	NATIONAL SECURITIES SINGLE MEMBER SA	02/01/1900		
	PIRAEUS SECURITIES S. A.	28/05/2009		
ALPHA TRUST (CR)			Main Market	
	EUROBANK EQUITIES INVESTMENT FIRM SINGLE MEMBER SA	06/02/2023		
	LEON DEPOLAS SECURITIES S.A.	04/01/2021		
ALUMIL (CR)			Main Market	
	PIRAEUS SECURITIES S. A.	31/07/2023		
ANDROMEDA SA (CR)			Main Market	
	BETA SECURITIES S.A.	15/02/2021		
	OPTIMA BANK S.A.	03/04/2023		
ATTICA BANK S.A. (CR)			Main Market	
	EUROXX SECURITIES S.A.	22/01/2016		
	PIRAEUS SECURITIES S. A.	20/09/2017		
AUSTRIACARD (CB)			Main Market	
	BETA SECURITIES S.A.	23/03/2023		
	EUROBANK EQUITIES INVESTMENT FIRM SINGLE MEMBER SA	15/05/2023		
AUTOHELLAS SA (CR)			Main Market	
	ALPHA FINANCE INVESTMENT SERVICES SINGLE MEMBER SA	01/07/2019		
	EUROXX SECURITIES S.A.	02/07/2018		
AVAX S.A. (CR)			Main Market	
	EUROBANK EQUITIES INVESTMENT FIRM SINGLE MEMBER SA	14/12/2015		
	PIRAEUS SECURITIES S. A.	01/02/2021		
AVE (CR)			Main Market	
	EUROXX SECURITIES S.A.	05/06/2020		
BRIQ PROPERTIES (CR)			Main Market	
	EUROBANK EQUITIES INVESTMENT FIRM SINGLE MEMBER SA	09/09/2019		
	LEON DEPOLAS SECURITIES S.A.	22/02/2021		
CC HBC AG (CR)			Main Market	
	BETA SECURITIES S.A.	08/03/2021		
	NATIONAL SECURITIES SINGLE MEMBER SA	02/01/1900		
	PIRAEUS SECURITIES S. A.	04/05/2015		
CENERGY HOLDINGS (CB)			Main Market	
	ALPHA FINANCE INVESTMENT SERVICES SINGLE MEMBER SA	02/01/2016		
	EUROBANK EQUITIES INVESTMENT FIRM SINGLE MEMBER SA	02/01/2016		
	OPTIMA BANK S.A.	14/03/2022		
	PANTELAKIS SECURITIES S.A.	27/12/2022		
CNL CAPITAL (CR)			Main Market	
	MERIT SECURITIES S.A	01/10/2018		
DIMAND (CR)			Main Market	
	ALPHA FINANCE INVESTMENT SERVICES SINGLE MEMBER SA	08/08/2022		
	EUROBANK EQUITIES INVESTMENT FIRM SINGLE MEMBER SA	08/08/2022		
	PANTELAKIS SECURITIES S.A.	15/05/2023		
EKTER SA (CR)			Main Market	
	BETA SECURITIES S.A.	26/09/2022		
	EUROBANK EQUITIES INVESTMENT FIRM SINGLE MEMBER SA	16/10/2017		
	LEON DEPOLAS SECURITIES S.A.	21/05/2018		
ELASTRON (CR)			Main Market	
	LEON DEPOLAS SECURITIES S.A.	20/02/2017		

List of Stocks under Market Making operations

Securities	Market Maker	Start Market Making	Stock Category
ELLAKTOR (CR)			Main Market
	ALPHA FINANCE INVESTMENT SERVICES SINGLE MEMBER SA	18/03/2019	
	EUROBANK EQUITIES INVESTMENT FIRM SINGLE MEMBER SA	01/06/2012	
	EUROXX SECURITIES S.A.	24/09/2018	
	NATIONAL SECURITIES SINGLE MEMBER SA	02/01/1900	
	PIRAEUS SECURITIES S. A.	22/10/2018	
ELTON SA (CR)			Main Market
	EUROBANK EQUITIES INVESTMENT FIRM SINGLE MEMBER SA	28/11/2022	
	OPTIMA BANK S.A.	30/01/2023	
ELVALHALCOR (CR)			Main Market
	ALPHA FINANCE INVESTMENT SERVICES SINGLE MEMBER SA	07/05/2018	
	BETA SECURITIES S.A.	09/01/2023	
	EUROBANK EQUITIES INVESTMENT FIRM SINGLE MEMBER SA	07/05/2018	
ENTERSOFT (CR)			Main Market
	ALPHA FINANCE INVESTMENT SERVICES SINGLE MEMBER SA	23/03/2023	
	EUROBANK EQUITIES INVESTMENT FIRM SINGLE MEMBER SA	22/06/2020	
EUROBANK HOLDINGS (CR)			Main Market
	ALPHA FINANCE INVESTMENT SERVICES SINGLE MEMBER SA	09/01/2006	
	EUROBANK EQUITIES INVESTMENT FIRM SINGLE MEMBER SA	01/06/2012	
	GREENPOST TRADING EUROPE LTD	12/06/2023	
	HELLENIC AMERICAN SECURITIES S.A.	25/07/2014	
	LEON DEPOLAS SECURITIES S.A.	30/11/2018	
	MERIT SECURITIES S.A	06/11/2017	
	NATIONAL SECURITIES SINGLE MEMBER SA	02/01/1900	
	PIRAEUS SECURITIES S. A.	28/09/2009	
EUROCONSULTANTS S.A. (CR)			Main Market
	OPTIMA BANK S.A.	01/02/2023	
EYDAP S.A. (CR)			Main Market
	ALPHA FINANCE INVESTMENT SERVICES SINGLE MEMBER SA	27/01/2020	
	EUROBANK EQUITIES INVESTMENT FIRM SINGLE MEMBER SA	10/06/2019	
FOURLIS (CR)			Main Market
	EUROBANK EQUITIES INVESTMENT FIRM SINGLE MEMBER SA	01/12/2016	
	PIRAEUS SECURITIES S. A.	06/03/2017	
GEK TERNA (CR)			Main Market
	BETA SECURITIES S.A.	08/03/2021	
	EUROBANK EQUITIES INVESTMENT FIRM SINGLE MEMBER SA	24/05/2021	
	PIRAEUS SECURITIES S. A.	29/08/2019	
GR. SARANTIS S.A. (CR)			Main Market
	BETA SECURITIES S.A.	14/05/2012	
	EUROBANK EQUITIES INVESTMENT FIRM SINGLE MEMBER SA	24/10/2016	
HELLENIC EXCHANGES-A.S.E. (CR)			Main Market
	HELLENIC AMERICAN SECURITIES S.A.	01/09/2014	
	NATIONAL SECURITIES SINGLE MEMBER SA	02/01/1900	
	PIRAEUS SECURITIES S. A.	04/05/2015	
HELLENIQ ENERGY (CR)			Main Market
	HELLENIC AMERICAN SECURITIES S.A.	14/09/2015	
	PIRAEUS SECURITIES S. A.	20/03/2017	
IDEAL HOLDINGS (CR)			Main Market
	EUROBANK EQUITIES INVESTMENT FIRM SINGLE MEMBER SA	07/06/2021	
	PIRAEUS SECURITIES S. A.	07/06/2021	
INTERCONTINENTAL (CR)			Main Market
	LEON DEPOLAS SECURITIES S.A.	03/06/2019	
INTERLIFE G.C.I.(CR)			Main Market
	BETA SECURITIES S.A.	24/10/2022	
INTERWOOD-XYLEMPORIA (CR)			Main Market
	EUROBANK EQUITIES INVESTMENT FIRM SINGLE MEMBER SA	05/07/2021	
	PANTELAKIS SECURITIES S.A.	01/07/2021	
INTRAKAT (CR)			Main Market
	BETA SECURITIES S.A.	04/10/2021	
	PANTELAKIS SECURITIES S.A.	10/10/2022	
JUMBO SA (CR)			Main Market
	BETA SECURITIES S.A.	01/02/2021	
	EUROBANK EQUITIES INVESTMENT FIRM SINGLE MEMBER SA	25/05/2020	
	GREENPOST TRADING EUROPE LTD	12/06/2023	
	MERIT SECURITIES S.A	06/11/2017	
	PIRAEUS SECURITIES S. A.	06/03/2017	
KLOUKINAS - LAPPAS SA (CR)			Main Market
	OPTIMA BANK S.A.	02/01/2023	

List of Stocks under Market Making operations

Securities	Stock Category
Market Maker	Start Market Making
KRI-KRI S.A. (CR)	Main Market
EUROBANK EQUITIES INVESTMENT FIRM SINGLE MEMBER SA	07/05/2018
LEON DEPOLAS SECURITIES S.A.	16/01/2017
LAMDA DEVELOPMENT SA (CR)	Main Market
EUROBANK EQUITIES INVESTMENT FIRM SINGLE MEMBER SA	08/12/2014
PANTELAKIS SECURITIES S.A.	06/11/2017
PIRAEUS SECURITIES S. A.	29/06/2017
LAMPSA HOTEL SA (CR)	Main Market
LEON DEPOLAS SECURITIES S.A.	16/01/2017
MIG (CR)	Main Market
PIRAEUS SECURITIES S. A.	02/02/2009
MOTODYNAMICS S.A. (CR)	Main Market
OPTIMA BANK S.A.	25/08/2023
MOTOR OIL (CR)	Main Market
BETA SECURITIES S.A.	08/03/2021
EUROBANK EQUITIES INVESTMENT FIRM SINGLE MEMBER SA	22/10/2006
GREENPOST TRADING EUROPE LTD	12/06/2023
LEON DEPOLAS SECURITIES S.A.	01/04/2019
MERIT SECURITIES S.A	25/02/2019
NATIONAL SECURITIES SINGLE MEMBER SA	02/01/1900
PIRAEUS SECURITIES S. A.	04/05/2015
MPLK KEDROS (CR)	Main Market
MERIT SECURITIES S.A	30/09/2022
MYTILINEOS (CR)	Main Market
ALPHA FINANCE INVESTMENT SERVICES SINGLE MEMBER SA	15/04/2019
BETA SECURITIES S.A.	11/04/2022
EUROBANK EQUITIES INVESTMENT FIRM SINGLE MEMBER SA	20/09/2017
GREENPOST TRADING EUROPE LTD	12/06/2023
MERIT SECURITIES S.A	25/02/2019
NATIONAL SECURITIES SINGLE MEMBER SA	02/01/1900
PIRAEUS SECURITIES S. A.	04/05/2015
NATIONAL BANK (CR)	Main Market
ALPHA FINANCE INVESTMENT SERVICES SINGLE MEMBER SA	09/01/2006
EUROBANK EQUITIES INVESTMENT FIRM SINGLE MEMBER SA	22/10/2006
GREENPOST TRADING EUROPE LTD	12/06/2023
HELLENIC AMERICAN SECURITIES S.A.	25/07/2014
LEON DEPOLAS SECURITIES S.A.	20/05/2015
MERIT SECURITIES S.A	03/09/2012
NATIONAL SECURITIES SINGLE MEMBER SA	02/01/1900
PIRAEUS SECURITIES S. A.	08/09/2008
OPAP (CR)	Main Market
ALPHA FINANCE INVESTMENT SERVICES SINGLE MEMBER SA	09/01/2006
BETA SECURITIES S.A.	11/04/2022
EUROBANK EQUITIES INVESTMENT FIRM SINGLE MEMBER SA	22/10/2006
GREENPOST TRADING EUROPE LTD	12/06/2023
HELLENIC AMERICAN SECURITIES S.A.	25/07/2014
MERIT SECURITIES S.A	20/03/2017
NATIONAL SECURITIES SINGLE MEMBER SA	02/01/1900
PIRAEUS SECURITIES S. A.	04/05/2015
OTE (CR)	Main Market
ALPHA FINANCE INVESTMENT SERVICES SINGLE MEMBER SA	09/01/2006
BETA SECURITIES S.A.	11/04/2022
EUROBANK EQUITIES INVESTMENT FIRM SINGLE MEMBER SA	22/10/2006
GREENPOST TRADING EUROPE LTD	12/06/2023
HELLENIC AMERICAN SECURITIES S.A.	25/07/2014
LEON DEPOLAS SECURITIES S.A.	20/04/2015
MERIT SECURITIES S.A	20/03/2017
NATIONAL SECURITIES SINGLE MEMBER SA	02/01/1900
PIRAEUS SECURITIES S. A.	08/09/2008
P.P.A. S.A. (CR)	Main Market
EUROBANK EQUITIES INVESTMENT FIRM SINGLE MEMBER SA	06/02/2019
PAPOUTSANIS (CR)	Main Market
ALPHA FINANCE INVESTMENT SERVICES SINGLE MEMBER SA	19/11/2018
BETA SECURITIES S.A.	25/11/2013
PETROPOULOS PETROS (CR)	Main Market
EUROBANK EQUITIES INVESTMENT FIRM SINGLE MEMBER SA	01/04/2019
PANTELAKIS SECURITIES S.A.	16/03/2020

List of Stocks under Market Making operations

Securities	Stock Category
Market Maker	Start Market Making
PIRAEUS FINANCIAL HOLD (CR)	Main Market
ALPHA FINANCE INVESTMENT SERVICES SINGLE MEMBER SA	15/04/2019
EUROBANK EQUITIES INVESTMENT FIRM SINGLE MEMBER SA	22/10/2006
EUROXX SECURITIES S.A.	15/02/2016
GREENPOST TRADING EUROPE LTD	12/06/2023
HELLENIC AMERICAN SECURITIES S.A.	25/07/2014
LEON DEPOLAS SECURITIES S.A.	30/11/2018
MERIT SECURITIES S.A	16/09/2013
NATIONAL SECURITIES SINGLE MEMBER SA	02/01/1900
PIRAEUS SECURITIES S. A.	16/02/2009
PPC (CR)	Main Market
ALPHA FINANCE INVESTMENT SERVICES SINGLE MEMBER SA	09/01/2006
BETA SECURITIES S.A.	01/02/2021
EUROBANK EQUITIES INVESTMENT FIRM SINGLE MEMBER SA	22/10/2006
GREENPOST TRADING EUROPE LTD	12/06/2023
HELLENIC AMERICAN SECURITIES S.A.	01/09/2014
MERIT SECURITIES S.A	06/11/2017
NATIONAL SECURITIES SINGLE MEMBER SA	02/01/1900
PIRAEUS SECURITIES S. A.	28/09/2009
PREMA (CR)	Main Market
BETA SECURITIES S.A.	01/06/2021
LEON DEPOLAS SECURITIES S.A.	05/12/2022
PANTELAKIS SECURITIES S.A.	23/12/2021
PROFILE SA (CR)	Main Market
OPTIMA BANK S.A.	03/04/2023
PANTELAKIS SECURITIES S.A.	01/07/2019
QUALITY & RELIABILITY SA (CR)	Main Market
OPTIMA BANK S.A.	03/01/2023
QUEST HOLDINGS (CR)	Main Market
BETA SECURITIES S.A.	26/03/2018
EUROBANK EQUITIES INVESTMENT FIRM SINGLE MEMBER SA	28/01/2019
REVOIL (CR)	Main Market
BETA SECURITIES S.A.	26/06/2023
SIDMA STEEL (CR)	Main Market
OPTIMA BANK S.A.	25/05/2023
SPACE HELLAS SA (CR)	Main Market
MERIT SECURITIES S.A	09/12/2022
TECHNICAL OLYMPIC SA (CR)	Main Market
OPTIMA BANK S.A.	05/07/2023
TERNA ENERGY (CR)	Main Market
EUROBANK EQUITIES INVESTMENT FIRM SINGLE MEMBER SA	24/05/2021
PIRAEUS SECURITIES S. A.	09/12/2019
THRACE PLASTICS SA (CR)	Main Market
ALPHA FINANCE INVESTMENT SERVICES SINGLE MEMBER SA	26/03/2018
EUROBANK EQUITIES INVESTMENT FIRM SINGLE MEMBER SA	26/03/2018
TITAN CEMENT (CB)	Main Market
BETA SECURITIES S.A.	01/02/2021
EUROBANK EQUITIES INVESTMENT FIRM SINGLE MEMBER SA	06/11/2019
PIRAEUS SECURITIES S. A.	18/01/2021
TZIRAKIAN PROFIL (CR)	Main Market
LEON DEPOLAS SECURITIES S.A.	19/07/2021
VIOHALCO SA/MV (CB)	Main Market
ALPHA FINANCE INVESTMENT SERVICES SINGLE MEMBER SA	11/03/2008
EUROBANK EQUITIES INVESTMENT FIRM SINGLE MEMBER SA	04/03/2014
MERIT SECURITIES S.A	17/03/2014

Underlying Asset				Derivatives Market													
Price max	Price min	Closing price	change	Delivery Month	Open price	Price max	Price min	Last price	Closing price	Last Bid	Last Ask	Fixing price*	Life high	Life low	Trades	Volume	Open Interest
FTSE/Athex Large Cap																	
(Trade Unit: 1 Index Point x 2E, Cash Settlement)																	
3,196.81	3,145.34	3,152.47	-0.93%	September 2023	3,165.00	3,207.00	3,152.00	3,160.00	3,160.00	---	---	---	3,293.25	---	176	1,039	3,341
				October 2023	3,208.75	3,216.00	3,159.00	3,159.00	3,159.00	---	---	---	3,239.25	---	72	619	390
				November 2023	---	---	---	---	3,196.00	---	---	---	---	---	---	---	---
				December 2023	---	---	---	---	3,200.75	---	---	---	---	---	---	---	---
				March 2024	---	---	---	---	3,217.00	---	---	---	---	---	---	---	---
				June 2024	---	---	---	---	3,234.25	---	---	---	---	---	---	---	---
FTSE/Athex Banks																	
(Trade Unit: 1 Index Point x 15E, Cash Settlement)																	
1,071.78	1,037.75	1,039.82	-2.19%	September 2023	1,075.00	1,075.00	1,060.00	1,060.00	1,060.00	---	---	---	1,134.75	---	2	15	2,037
				December 2023	---	---	---	---	1,069.50	---	---	---	---	---	---	---	---
				March 2024	---	---	---	---	1,074.75	---	---	---	---	---	---	---	---
				June 2024	---	---	---	---	1,080.50	---	---	---	---	---	---	---	---
MSCI GREECE REBASED																	
(Trade Unit: 1 Index Point x 2E, Cash Settlement)																	
5,102.50	5,007.28	5,024.47	-0.84%	September 2023	---	---	---	---	5,086.75	---	---	---	5,192.25	---	---	---	182
				October 2023	---	---	---	---	5,239.75	---	---	---	5,169.00	---	---	---	1
				November 2023	---	---	---	---	5,089.00	---	---	---	---	---	---	---	---
				December 2023	---	---	---	---	5,251.50	---	---	---	5,012.25	---	---	---	20
				January 2024	---	---	---	---	5,106.75	---	---	---	---	---	---	---	---
				February 2024	---	---	---	---	5,114.75	---	---	---	---	---	---	---	---
				March 2024	---	---	---	---	5,122.50	---	---	---	---	---	---	---	---
				June 2024	---	---	---	---	5,150.25	---	---	---	---	---	---	---	---

Derivatives notes

Fixing prices and final open positions can be retrieved from the following path <http://www.helex.gr/el/web/guest/statistics-end-of-day-derivatives>

Underlying Asset				Derivatives Market													
Price max	Price min	Closing price	change	Delivery Month	Open price	Price max	Price min	Last price	Closing price	Last Bid	Last Ask	Fixing price*	Life high	Life low	Trades	Volume	Open Interest
ADMIE (IPTO) HOLDING S.A. (CR)																	
(Contract Size: 100 Securities, Physical Delivery)																	
2.33	2.26	2.27	-1.30%	September 2023	2.31	2.31	2.28	2.28	2.28	---	---	---	2.49	---	34	498	17,510
				December 2023	2.29	2.29	2.29	2.29	2.29	---	---	---	2.42	---	1	50	893
				March 2024	---	---	---	---	2.33	---	---	---	---	---	---	---	---
				June 2024	---	---	---	---	2.34	---	---	---	---	---	---	---	---
AEGEAN AIRLINES (CR)																	
(Contract Size: 100 Securities, Physical Delivery)																	
13.44	13	13.2	0.00%	September 2023	13.43	13.43	13.08	13.28	13.28	---	---	---	13.90	---	61	240	7,403
				December 2023	13.48	13.48	13.31	13.31	13.31	---	---	---	13.64	---	4	20	10
				March 2024	---	---	---	---	13.34	---	---	---	---	---	---	---	---
				June 2024	---	---	---	---	13.42	---	---	---	---	---	---	---	---
ALPHA SERVICES HOLD (CR)																	
(Contract Size: 100 Securities, Physical Delivery)																	
1.572	1.5065	1.5065	-3.21%	September 2023	1.57	1.58	1.51	1.51	1.51	---	---	---	1.72	---	284	16,373	216,249
				December 2023	1.57	1.57	1.54	1.54	1.54	---	---	---	1.65	---	7	30	504
				March 2024	---	---	---	---	1.57	---	---	---	---	---	---	---	---
				June 2024	---	---	---	---	1.58	---	---	---	---	---	---	---	---
AUTOHELLAS SA (CR)																	
(Contract Size: 100 Securities, Physical Delivery)																	
14	13.52	13.52	-4.52%	September 2023	---	---	---	---	14.37	---	---	---	14.56	---	---	---	138
				December 2023	---	---	---	---	14.24	---	---	---	---	---	---	---	---
				March 2024	---	---	---	---	14.31	---	---	---	---	---	---	---	---
				June 2024	---	---	---	---	14.39	---	---	---	---	---	---	---	---
AVAX S.A. (CR)																	
(Contract Size: 100 Securities, Physical Delivery)																	
1.578	1.528	1.534	-1.54%	September 2023	1.54	1.54	1.52	1.52	1.52	---	---	---	1.80	---	6	13	1,887
				December 2023	---	---	---	---	1.57	---	---	---	---	---	---	---	---
				March 2024	---	---	---	---	1.58	---	---	---	---	---	---	---	---
				June 2024	---	---	---	---	1.58	---	---	---	---	---	---	---	---
CC HBC AG (CR)																	
(Contract Size: 100 Securities, Physical Delivery)																	
26.7	26.35	26.4	-1.64%	September 2023	26.64	26.64	26.49	26.49	26.49	---	---	---	28.81	---	4	12	639
				December 2023	---	---	---	---	27.00	---	---	---	---	---	---	---	---
				March 2024	---	---	---	---	27.13	---	---	---	---	---	---	---	---
				June 2024	---	---	---	---	27.28	---	---	---	---	---	---	---	---
CENERGY HOLDINGS (CB)																	
(Contract Size: 100 Securities, Physical Delivery)																	
7.2	7.05	7.18	1.56%	September 2023	7.17	7.21	7.11	7.19	7.19	---	---	---	7.43	---	22	131	5,986
				December 2023	---	---	---	---	7.11	---	---	---	---	---	---	---	---
				March 2024	---	---	---	---	7.15	---	---	---	---	---	---	---	---
				June 2024	---	---	---	---	7.19	---	---	---	---	---	---	---	---

Derivatives notes

Fixing prices and final open positions can be retrieved from the following path <http://www.helex.gr/el/web/guest/statistics-end-of-day-derivatives>

Underlying Asset				Derivatives Market													
Price max	Price min	Closing price	change	Delivery Month	Open price	Price max	Price min	Last price	Closing price	Last Bid	Last Ask	Fixing price*	Life high	Life low	Trades	Volume	Open Interest
ELLAKTOR (CR)				(Contract Size: 100 Securities, Physical Delivery)													
2.54	2.43	2.445	-2.78%	September 2023	2.44	2.46	2.43	2.43	2.43	---	---	---	2.73	---	5	51	870
				December 2023	---	---	---	---	2.53	---	---	---	---	---	---	---	---
				March 2024	---	---	---	---	2.54	---	---	---	---	---	---	---	---
				June 2024	---	---	---	---	2.56	---	---	---	---	---	---	---	---
ELVALHALCOR (CR)				(Contract Size: 100 Securities, Physical Delivery)													
2.195	2.145	2.15	-2.49%	September 2023	2.17	2.18	2.16	2.18	2.18	---	---	---	2.45	---	6	18	2,495
				December 2023	---	---	---	---	2.22	---	---	---	---	---	---	---	---
				March 2024	---	---	---	---	2.23	---	---	---	---	---	---	---	---
				June 2024	---	---	---	---	2.24	---	---	---	---	---	---	---	---
EUROBANK HOLDINGS (CR)				(Contract Size: 100 Securities, Physical Delivery)													
1.609	1.57	1.587	-1.00%	September 2023	1.61	1.61	1.57	1.57	1.57	---	---	---	1.68	---	67	2,354	44,474
				December 2023	---	---	---	---	1.61	---	---	---	---	---	---	---	---
				March 2024	---	---	---	---	1.62	---	---	---	---	---	---	---	---
				June 2024	---	---	---	---	1.63	---	---	---	---	---	---	---	---
EYDAP S.A. (CR)				(Contract Size: 100 Securities, Physical Delivery)													
6.66	6.5	6.59	-0.15%	September 2023	6.59	6.59	6.53	6.53	6.53	---	---	---	7.18	---	2	6	1,864
				December 2023	---	---	---	---	6.64	---	---	---	---	---	---	---	---
				March 2024	---	---	---	---	6.67	---	---	---	---	---	---	---	---
				June 2024	---	---	---	---	6.71	---	---	---	---	---	---	---	---
FOURLIS (CR)				(Contract Size: 100 Securities, Physical Delivery)													
4.7	4.6	4.63	0.00%	September 2023	---	---	---	---	4.61	---	---	---	5.07	---	---	---	745
				December 2023	---	---	---	---	4.66	---	---	---	---	---	---	---	---
				March 2024	---	---	---	---	4.68	---	---	---	---	---	---	---	---
				June 2024	---	---	---	---	4.71	---	---	---	---	---	---	---	---
GEK TERNA (CR)				(Contract Size: 102 Securities, Physical Delivery)													
13.54	13.18	13.22	-1.78%	September 2023	13.33	13.33	13.25	13.27	13.27	---	---	---	13.80	12.98	8	19	7,069
				December 2023	---	---	---	---	13.82	---	---	---	13.71	---	---	---	5
				March 2024	---	---	---	---	13.61	---	---	---	---	---	---	---	---
				June 2024	---	---	---	---	13.68	---	---	---	---	---	---	---	---
HELLENIC EXCHANGES-A.S.E. (CR)				(Contract Size: 100 Securities, Physical Delivery)													
5.3	5.17	5.2	-1.89%	September 2023	5.29	5.29	5.21	5.21	5.21	---	---	---	6.20	---	28	157	8,538
				December 2023	---	---	---	---	5.33	---	---	---	---	---	---	---	---
				March 2024	---	---	---	---	5.36	---	---	---	---	---	---	---	---
				June 2024	---	---	---	---	5.39	---	---	---	---	---	---	---	---

Derivatives notes

Fixing prices and final open positions can be retrieved from the following path <http://www.helex.gr/el/web/guest/statistics-end-of-day-derivatives>

Underlying Asset				Derivatives Market													
Price max	Price min	Closing price	change	Delivery Month	Open price	Price max	Price min	Last price	Closing price	Last Bid	Last Ask	Fixing price*	Life high	Life low	Trades	Volume	Open Interest
HELLENiQ ENERGY (CR)				(Contract Size: 100 Securities, Physical Delivery)													
8.2	8.05	8.16	-1.33%	September 2023	8.19	8.20	8.10	8.18	8.18	---	---	---	8.49	---	12	37	1,515
				December 2023	---	---	---	---	8.32	---	---	---	---	---	---	---	---
				March 2024	---	---	---	---	8.36	---	---	---	---	---	---	---	---
				June 2024	---	---	---	---	8.41	---	---	---	---	---	---	---	---
INTRACOM HOLDINGS (CR)				(Contract Size: 106 Securities, Physical Delivery)													
2.305	2.22	2.24	-1.10%	September 2023	2.28	2.30	2.22	2.28	2.28	---	---	---	2.46	---	39	100	5,783
				December 2023	2.30	2.34	2.30	2.30	2.30	---	---	---	2.34	---	4	8	50
				March 2024	---	---	---	---	2.29	---	---	---	---	---	---	---	---
				June 2024	---	---	---	---	2.30	---	---	---	---	---	---	---	---
INTRAKAT (CR)				(Contract Size: 100 Securities, Physical Delivery)													
3.175	3.11	3.16	-0.16%	September 2023	3.17	3.17	3.10	3.10	3.10	---	---	---	3.36	---	39	121	6,756
				December 2023	---	---	---	---	3.18	---	---	---	---	---	---	---	---
				March 2024	---	---	---	---	3.20	---	---	---	---	---	---	---	---
				June 2024	---	---	---	---	3.22	---	---	---	---	---	---	---	---
JUMBO SA (CR)				(Contract Size: 100 Securities, Physical Delivery)													
28.78	28.2	28.42	-0.35%	September 2023	28.42	28.42	28.42	28.42	28.42	---	---	---	29.00	---	1	4	266
				December 2023	---	---	---	---	28.69	---	---	---	---	---	---	---	---
				March 2024	---	---	---	---	28.83	---	---	---	---	---	---	---	---
				June 2024	---	---	---	---	28.99	---	---	---	---	---	---	---	---
LAMDA DEVELOPMENT SA (CR)				(Contract Size: 100 Securities, Physical Delivery)													
6.815	6.685	6.72	-0.66%	September 2023	6.77	6.81	6.70	6.70	6.70	---	---	---	7.54	---	27	167	5,620
				December 2023	---	---	---	---	6.80	---	---	---	---	---	---	---	---
				March 2024	---	---	---	---	6.84	---	---	---	---	---	---	---	---
				June 2024	---	---	---	---	6.88	---	---	---	---	---	---	---	---
MIG (CR)				(Contract Size: 100 Securities, Physical Delivery)													
4.15	4	4.15	1.72%	September 2023	---	---	---	---	3.95	---	---	---	5.10	---	---	---	69
				December 2023	---	---	---	---	4.10	---	---	---	---	---	---	---	---
				March 2024	---	---	---	---	4.12	---	---	---	---	---	---	---	---
				June 2024	---	---	---	---	4.15	---	---	---	---	---	---	---	---
MOTOR OIL (CR)				(Contract Size: 100 Securities, Physical Delivery)													
23.6	23	23.14	-1.53%	September 2023	23.65	23.65	23.13	23.18	23.18	---	---	---	24.55	---	46	317	1,968
				December 2023	---	---	---	---	23.64	---	---	---	---	---	---	---	---
				March 2024	---	---	---	---	23.76	---	---	---	---	---	---	---	---
				June 2024	---	---	---	---	23.89	---	---	---	---	---	---	---	---

Derivatives notes

Fixing prices and final open positions can be retrieved from the following path <http://www.helex.gr/el/web/guest/statistics-end-of-day-derivatives>

Underlying Asset				Derivatives Market													
Price max	Price min	Closing price	change	Delivery Month	Open price	Price max	Price min	Last price	Closing price	Last Bid	Last Ask	Fixing price*	Life high	Life low	Trades	Volume	Open Interest
MYTILINEOS (CR)				(Contract Size: 100 Securities, Physical Delivery)													
37.52	37.12	37.2	-0.64%	September 2023	37.49	37.60	37.20	37.35	37.35	---	---	---	38.42	---	47	153	4,116
				December 2023	---	---	---	---	36.69	---	---	---	35.29	---	---	---	1
				March 2024	---	---	---	---	37.85	---	---	---	---	---	---	---	---
				June 2024	---	---	---	---	38.05	---	---	---	---	---	---	---	---
NATIONAL BANK (CR)				(Contract Size: 100 Securities, Physical Delivery)													
6.332	6.1	6.1	-2.77%	September 2023	6.27	6.35	6.12	6.14	6.14	---	---	---	6.57	---	83	658	18,906
				December 2023	6.18	6.21	6.15	6.15	6.15	---	---	---	6.43	---	6	12	38
				March 2024	---	---	---	---	6.34	---	---	---	---	---	---	---	---
				June 2024	---	---	---	---	6.38	---	---	---	---	---	---	---	---
OPAP (CR)				(Contract Size: 103 Securities, Physical Delivery)													
15.91	15.72	15.9	2.05%	September 2023	15.85	15.96	15.79	15.90	15.90	---	---	---	16.69	15.10	45	227	3,506
				December 2023	---	---	---	---	15.69	---	---	---	16.20	---	---	---	1
				March 2024	---	---	---	---	15.75	---	---	---	---	---	---	---	---
				June 2024	---	---	---	---	15.84	---	---	---	---	---	---	---	---
OTE (CR)				(Contract Size: 100 Securities, Physical Delivery)													
14.04	13.84	14.01	1.52%	September 2023	14.08	14.10	13.90	14.02	14.02	---	---	---	15.55	---	79	274	11,731
				December 2023	---	---	---	---	13.88	---	---	---	---	---	---	---	---
				March 2024	---	---	---	---	13.95	---	---	---	---	---	---	---	---
				June 2024	---	---	---	---	14.03	---	---	---	---	---	---	---	---
P.P.A. S.A. (CR)				(Contract Size: 100 Securities, Physical Delivery)													
22.05	21.5	21.95	-0.23%	September 2023	---	---	---	---	21.31	---	---	---	22.48	---	---	---	294
				December 2023	---	---	---	---	22.13	---	---	---	---	---	---	---	---
				March 2024	---	---	---	---	22.24	---	---	---	---	---	---	---	---
				June 2024	---	---	---	---	22.36	---	---	---	---	---	---	---	---
PIRAEUS FINANCIAL HOLD (CR)				(Contract Size: 100 Securities, Physical Delivery)													
3.248	3.072	3.13	-1.94%	September 2023	3.23	3.27	3.09	3.11	3.11	---	---	---	3.62	---	357	8,786	82,488
				December 2023	3.20	3.20	3.14	3.14	3.14	---	---	---	3.36	---	21	271	52
				March 2024	---	---	---	---	3.23	---	---	---	---	---	---	---	---
				June 2024	---	---	---	---	3.24	---	---	---	---	---	---	---	---
PPC (CR)				(Contract Size: 100 Securities, Physical Delivery)													
10.27	9.89	10.11	0.10%	September 2023	10.27	10.32	9.92	10.12	10.12	---	---	---	11.33	---	169	1,115	30,634
				December 2023	10.32	10.32	10.22	10.22	10.22	---	---	---	10.69	---	5	52	37
				March 2024	---	---	---	---	10.21	---	---	---	---	---	---	---	---
				June 2024	---	---	---	---	10.27	---	---	---	---	---	---	---	---

Derivatives notes

Fixing prices and final open positions can be retrieved from the following path <http://www.helex.gr/el/web/guest/statistics-end-of-day-derivatives>

Underlying Asset				Derivatives Market													
Price max	Price min	Closing price	change	Delivery Month	Open price	Price max	Price min	Last price	Closing price	Last Bid	Last Ask	Fixing price*	Life high	Life low	Trades	Volume	Open Interest
QUEST HOLDINGS (CR)				(Contract Size: 100 Securities, Physical Delivery)													
6.48	6.32	6.38	1.11%	September 2023	6.48	6.50	6.39	6.39	6.39	---	---	---	6.77	---	5	7	214
				December 2023	---	---	---	---	6.35	---	---	---	---	---	---	---	---
				March 2024	---	---	---	---	6.38	---	---	---	---	---	---	---	---
				June 2024	---	---	---	---	6.41	---	---	---	---	---	---	---	---
TERNA ENERGY (CR)				(Contract Size: 100 Securities, Physical Delivery)													
16.9	16.36	16.5	-0.60%	September 2023	16.80	16.98	16.36	16.53	16.53	---	---	---	21.16	---	87	290	15,996
				December 2023	16.86	16.86	16.69	16.69	16.69	---	---	---	17.14	---	12	124	409
				March 2024	---	---	---	---	16.78	---	---	---	---	---	---	---	---
				June 2024	---	---	---	---	16.87	---	---	---	---	---	---	---	---
TITAN CEMENT (CB)				(Contract Size: 100 Securities, Physical Delivery)													
18.38	18.06	18.18	-1.09%	September 2023	---	---	---	---	18.39	---	---	---	19.51	---	---	---	705
				December 2023	---	---	---	---	18.49	---	---	---	---	---	---	---	---
				March 2024	---	---	---	---	18.58	---	---	---	---	---	---	---	---
				June 2024	---	---	---	---	18.68	---	---	---	---	---	---	---	---
VIOHALCO SA/NV (CB)				(Contract Size: 100 Securities, Physical Delivery)													
7.01	6.81	6.81	-2.85%	September 2023	6.88	6.90	6.80	6.80	6.80	---	---	---	7.16	---	26	66	5,284
				December 2023	---	---	---	---	7.05	---	---	---	---	---	---	---	---
				March 2024	---	---	---	---	7.09	---	---	---	---	---	---	---	---
				June 2024	---	---	---	---	7.12	---	---	---	---	---	---	---	---

Derivatives notes

Fixing prices and final open positions can be retrieved from the following path <http://www.helex.gr/el/web/guest/statistics-end-of-day-derivatives>

FTSE/Athex Large Cap

(Trade Unit: 1 Index Point x 2€ - Exercise Style: European, Cash Settlement)

Call Options																Put Options																				
September 2023								October 2023								Other Months		September 2023								October 2023								Other Months		Exerise Price
Open price	Price max	Price min	Last price	Closing price	Volume	Open Interest	Open price	Price max	Price min	Last price	Closing price	Volume	Open Interest	Volume	Open Interest	Open price	Price max	Price min	Last price	Closing price	Volume	Open Interest	Open price	Price max	Price min	Last price	Closing price	Volume	Open Interest	Volume	Open Interest					
1,775	0.00	0.00	0.00	-	1,417.00	-	-	-	-	-	-	-	-	-	-	0.00	0.00	0.00	-	0.02	-	-	-	-	-	-	-	-	-	-	1,775					
1,800	0.00	0.00	0.00	-	1,392.00	-	-	-	-	-	-	-	-	-	-	0.00	0.00	0.00	-	0.03	-	-	-	-	-	-	-	-	-	-	1,800					
1,825	0.00	0.00	0.00	-	1,367.00	-	-	-	-	-	-	-	-	-	-	0.00	0.00	0.00	-	0.05	-	-	-	-	-	-	-	-	-	-	1,825					
1,850	0.00	0.00	0.00	-	1,342.00	-	-	-	-	-	-	-	-	-	-	0.00	0.00	0.00	-	0.07	-	-	-	-	-	-	-	-	-	-	1,850					
1,875	0.00	0.00	0.00	-	1,317.00	-	-	-	-	-	-	-	-	-	-	0.00	0.00	0.00	-	0.01	-	-	-	-	-	-	-	-	-	-	1,875					
1,900	0.00	0.00	0.00	-	1,292.00	-	-	-	-	-	-	-	-	-	-	0.00	0.00	0.00	-	0.01	-	-	-	-	-	-	-	-	-	-	1,900					
1,925	0.00	0.00	0.00	-	1,267.00	-	-	-	-	-	-	-	-	-	-	0.00	0.00	0.00	-	0.01	-	-	-	-	-	-	-	-	-	-	1,925					
1,950	0.00	0.00	0.00	-	1,242.00	-	-	-	-	-	-	-	-	-	-	0.00	0.00	0.00	-	0.02	-	-	-	-	-	-	-	-	-	-	1,950					
1,975	0.00	0.00	0.00	-	1,217.00	-	-	-	-	-	-	-	-	-	-	0.00	0.00	0.00	-	0.01	-	-	-	-	-	-	-	-	-	-	1,975					
2,000	0.00	0.00	0.00	-	1,192.00	-	-	-	-	-	-	-	-	-	-	0.00	0.00	0.00	-	0.01	-	-	-	-	-	-	-	-	-	-	2,000					
2,050	0.00	0.00	0.00	-	1,142.00	-	-	-	-	-	-	-	-	-	-	0.00	0.00	0.00	-	0.01	-	-	-	-	-	-	-	-	-	-	2,050					
2,100	0.00	0.00	0.00	-	1,092.00	-	-	-	-	-	-	-	-	-	-	0.00	0.00	0.00	-	0.01	-	-	-	-	-	-	-	-	-	-	2,100					
2,150	0.00	0.00	0.00	-	1,042.00	-	-	-	-	-	-	-	-	-	-	0.00	0.00	0.00	-	0.01	-	-	-	-	-	-	-	-	-	-	2,150					
2,200	0.00	0.00	0.00	-	992.00	-	-	-	-	-	-	-	-	-	-	0.00	0.00	0.00	-	0.01	-	-	-	-	-	-	-	-	-	-	2,200					
2,250	0.00	0.00	0.00	-	942.00	-	-	-	-	-	-	-	-	-	-	0.00	0.00	0.00	-	0.01	-	-	-	-	-	-	-	-	-	-	2,250					
2,300	0.00	0.00	0.00	-	893.00	-	-	-	-	-	-	-	-	-	-	0.00	0.00	0.00	-	0.01	-	-	-	-	-	-	-	-	-	-	2,300					
2,350	0.00	0.00	0.00	-	843.00	-	-	-	-	-	-	-	-	-	-	0.00	0.00	0.00	-	0.01	-	-	-	-	-	-	-	-	-	-	2,350					
2,400	0.00	0.00	0.00	-	793.00	-	-	-	-	-	-	-	-	-	-	0.00	0.00	0.00	-	0.02	-	-	-	-	-	-	-	-	-	-	2,400					
2,450	0.00	0.00	0.00	-	743.00	-	-	-	-	-	-	-	-	-	-	0.00	0.00	0.00	-	0.01	-	-	-	-	-	-	-	-	-	-	2,450					
2,500	0.00	0.00	0.00	-	693.00	-	-	-	-	-	-	-	-	-	-	0.00	0.00	0.00	-	0.01	-	-	-	-	-	-	-	-	-	-	2,500					
2,550	0.00	0.00	0.00	-	643.00	-	-	-	-	-	-	-	-	-	-	0.00	0.00	0.00	-	0.01	-	-	-	-	-	-	-	-	-	-	2,550					
2,600	0.00	0.00	0.00	-	593.00	-	-	-	-	-	-	-	-	-	-	0.00	0.00	0.00	-	0.01	-	-	-	-	-	-	-	-	-	-	2,600					
2,650	0.00	0.00	0.00	-	543.00	-	-	-	-	-	-	-	-	-	-	0.00	0.00	0.00	-	0.01	-	-	-	-	-	-	-	-	-	-	2,650					
2,700	0.00	0.00	0.00	-	493.00	-	-	-	-	-	-	-	-	-	-	0.00	0.00	0.00	-	0.02	-	-	-	-	-	-	-	-	-	-	2,700					
2,750	0.00	0.00	0.00	-	443.00	-	-	-	-	-	-	-	-	-	-	0.00	0.00	0.00	-	0.01	-	-	-	-	-	-	-	-	-	-	2,750					
2,800	0.00	0.00	0.00	-	393.00	-	-	0.00	0.00	0.00	-	407.00	-	-	0.00	0.00	0.00	-	0.04	-	-	0.00	0.00	0.00	-	3.80	-	-	-	2,800						
2,850	0.00	0.00	0.00	-	343.00	-	-	0.00	0.00	0.00	-	360.00	-	-	0.00	0.00	0.00	-	0.18	-	50	0.00	0.00	0.00	-	6.60	-	-	-	2,850						
2,900	0.00	0.00	0.00	-	294.00	-	-	0.00	0.00	0.00	-	314.00	-	-	0.00	0.00	0.00	-	0.61	-	20	0.00	0.00	0.00	-	11.00	-	-	-	2,900						
2,950	0.00	0.00	0.00	-	245.00	-	-	0.00	0.00	0.00	-	271.00	-	-	0.00	0.00	0.00	-	1.80	-	20	0.00	0.00	0.00	-	17.25	-	-	-	2,950						
3,000	0.00	0.00	0.00	-	198.00	-	50	0.00	0.00	0.00	-	230.00	-	-	0.00	0.00	0.00	-	4.50	-	67	0.00	0.00	0.00	-	26.25	-	5	-	3,000						
3,050	0.00	0.00	0.00	-	153.00	-	61	0.00	0.00	0.00	-	192.00	-	80	0.00	0.00	0.00	-	10.00	-	94	0.00	0.00	0.00	-	38.25	-	35	-	3,050						
3,100	0.00	0.00	0.00	-	113.00	-	49	140.00	140.00	140.00	140.00	140.00	20	60	27.00	0.00	23.50	23.50	23.50	23	56	0.00	0.00	0.00	-	53.50	-	21	-	3,100						
3,150	0.00	0.00	0.00	-	79.00	-	66	0.00	0.00	0.00	-	127.00	-	120	0.00	0.00	0.00	-	36.00	-	57	0.00	0.00	0.00	-	73.00	-	41	-	3,150						
3,200	0.00	0.00	0.00	-	52.00	-	43	0.00	0.00	0.00	-	100.00	-	40	0.00	0.00	0.00	-	58.50	-	81	116.00	116.00	116.00	116.00	116.00	20	20	-	3,200						
3,250	23.00	23.00	22.00	22.00	22.00	26	109	0.00	0.00	0.00	-	78.00	-	21	0.00	23.00	0.00	-	88.50	-	40	0.00	0.00	0.00	-	124.00	-	220	-	3,250						
3,300	0.00	0.00	0.00	-	18.25	-	-	0.00	0.00	0.00	-	59.50	-	20	0.00	0.00	0.00	-	125.00	-	22	0.00	0.00	0.00	-	155.00	-	40	-	3,300						

FTSE/Athex Large Cap

(Trade Unit: 1 Index Point x 2€ - Exercise Style: European, Cash Settlement)

Call Options																Put Options																						
September 2023								October 2023								Other Months				September 2023								October 2023				Other Months				Exercise Price		
Exercise Price	Open price	Price max	Price min	Last price	Closing price	Volume	Open Interest	Open price	Price max	Price min	Last price	Closing price	Volume	Open Interest	Volume	Open Interest	Open price	Price max	Price min	Last price	Closing price	Volume	Open Interest	Open price	Price max	Price min	Last price	Closing price	Volume	Open Interest	Volume	Open Interest	Exercise Price					
3,350	0.00	0.00	0.00	-	9.60	-	-	0.00	0.00	0.00	-	44.25	-	-			0.00	0.00	0.00	-	166.00	-	-	0.00	0.00	0.00	-	190.00	-	-			3,350					
3,400	0.00	0.00	0.00	-	4.70	-	-	0.00	0.00	0.00	-	32.25	-	-			0.00	0.00	0.00	-	211.00	-	-	0.00	0.00	0.00	-	228.00	-	-			3,400					
3,450	0.00	0.00	0.00	-	2.10	-	-	0.00	0.00	0.00	-	23.25	-	-			0.00	0.00	0.00	-	259.00	-	-	0.00	0.00	0.00	-	268.00	-	-			3,450					
3,500	0.00	0.00	0.00	-	0.90	-	-	0.00	0.00	0.00	-	16.25	-	-			0.00	0.00	0.00	-	307.00	-	-	0.00	0.00	0.00	-	311.00	-	-			3,500					
Totals:						26	378							20	341	0	0							23	507					20	382	0	0					
Number of Trades:						2								1		0										3						1		0				

ALPHA SERVICES HOLD (CR)

(Contract Size: 100 Securities, Exercise Style: American, Physical Delivery)

Call Options														Put Options																		
September 2023							October 2023							Other Months		September 2023							October 2023							Other Months		Exercise Price
Open price	Price max	Price min	Last price	Closing price	Volume	Open Interest	Open price	Price max	Price min	Last price	Closing price	Volume	Open Interest	Volume	Open Interest	Open price	Price max	Price min	Last price	Closing price	Volume	Open Interest	Open price	Price max	Price min	Last price	Closing price	Volume	Open Interest	Volume	Open Interest	
0.550	0.000	0.000	0.000	1.01	-	-										0.000	0.000	0.000	0.002	-	-											0.006
0.600	0.000	0.000	0.000	0.960	-	-										0.000	0.000	0.000	0.001	-	-											0.006
0.650	0.000	0.000	0.000	0.911	-	-										0.000	0.000	0.000	0.001	-	-											0.007
0.700	0.000	0.000	0.000	0.861	-	-										0.000	0.000	0.000	0.001	-	-											0.007
0.750	0.000	0.000	0.000	0.811	-	-										0.000	0.000	0.000	0.002	-	-											0.008
0.800	0.000	0.000	0.000	0.761	-	-										0.000	0.000	0.000	0.001	-	-											0.008
0.850	0.000	0.000	0.000	0.711	-	-										0.000	0.000	0.000	0.001	-	-											0.009
0.900	0.000	0.000	0.000	0.661	-	-										0.000	0.000	0.000	0.002	-	-											0.009
0.950	0.000	0.000	0.000	0.611	-	-	0.000	0.000	0.000	0.613	-	-				0.000	0.000	0.000	0.004	-	-	0.000	0.000	0.000	0.001	-	-					0.010
1.000	0.000	0.000	0.000	0.561	-	-	0.000	0.000	0.000	0.563	-	-				0.000	0.000	0.000	0.001	-	-	0.000	0.000	0.000	0.002	-	-					0.010
1.100	0.000	0.000	0.000	0.461	-	-	0.000	0.000	0.000	0.463	-	-				0.000	0.000	0.000	0.001	-	-	0.000	0.000	0.000	0.001	-	-					0.011
1.200	0.000	0.000	0.000	0.361	-	-	0.000	0.000	0.000	0.365	-	-				0.000	0.000	0.000	0.001	-	-	0.000	0.000	0.000	0.002	-	-					0.012
1.300	0.000	0.000	0.000	0.262	-	-	0.000	0.000	0.000	0.272	-	-				0.000	0.000	0.000	0.001	-	-	0.000	0.000	0.000	0.009	-	-					0.013
1.400	0.000	0.000	0.000	0.170	-	-	0.000	0.000	0.000	0.189	-	-				0.000	0.000	0.000	0.009	-	-	0.000	0.000	0.000	0.025	-	-					0.014
1.500	0.000	0.000	0.000	0.094	-	14	0.000	0.000	0.000	0.120	-	-				0.000	0.000	0.000	0.033	-	-	0.000	0.000	0.000	0.056	-	-					0.015
1.600	0.000	0.000	0.000	0.043	-	-	0.000	0.000	0.000	0.071	-	-				0.000	0.000	0.000	0.081	-	-	0.000	0.000	0.000	0.107	-	-					0.016
1.700	0.000	0.000	0.000	0.016	-	-	0.000	0.000	0.000	0.038	-	-				0.000	0.000	0.000	0.155	-	-	0.000	0.000	0.000	0.174	-	-					0.017
1.800	0.000	0.000	0.000	0.005	-	-	0.000	0.000	0.000	0.019	-	-				0.000	0.000	0.000	0.244	-	-	0.000	0.000	0.000	0.255	-	-					0.018
1.900	0.000	0.000	0.000	0.001	-	-	0.000	0.000	0.000	0.009	-	-				0.000	0.000	0.000	0.340	-	-	0.000	0.000	0.000	0.345	-	-					0.019
2.000	0.000	0.000	0.000	0.001	-	-	0.000	0.000	0.000	0.004	-	-				0.000	0.000	0.000	0.440	-	-	0.000	0.000	0.000	0.441	-	-					0.020
2.200	0.000	0.000	0.000	0.001	-	-	0.000	0.000	0.000	0.001	-	-				0.000	0.000	0.000	0.640	-	-	0.000	0.000	0.000	0.640	-	-					0.022
2.400	0.000	0.000	0.000	0.001	-	-	0.000	0.000	0.000	0.002	-	-				0.000	0.000	0.000	0.840	-	-	0.000	0.000	0.000	0.840	-	-					0.024
Totals:					0	14					0	0	0	0	0						0	0										
Number of Trades:					0						0	0	0									0.00										

NATIONAL BANK (CR)

(Contract Size: 100 Securities, Exercise Style: American, Physical Delivery)

Call Options														Put Options																			
September 2023							October 2023							Other Months		September 2023							October 2023							Other Months			
Exercise Price	Open price	Price max	Price min	Last price	Closing price	Volume	Open Interest	Open price	Price max	Price min	Last price	Closing price	Volume	Open Interest	Volume	Open Interest	Open price	Price max	Price min	Last price	Closing price	Volume	Open Interest	Open price	Price max	Price min	Last price	Closing price	Volume	Open Interest	Volume	Open Interest	Exercise Price
2.000	0.000	0.000	0.000		4.27	-	-						-	-			0.000	0.000	0.000		0.001	-	-						-	-			0.020
2.200	0.000	0.000	0.000		4.07	-	-						-	-			0.000	0.000	0.000		0.001	-	-						-	-			0.022
2.400	0.000	0.000	0.000		3.87	-	-						-	-			0.000	0.000	0.000		0.001	-	-						-	-			0.024
2.600	0.000	0.000	0.000		3.67	-	-						-	-			0.000	0.000	0.000		0.001	-	-						-	-			0.026
2.800	0.000	0.000	0.000		3.47	-	-						-	-			0.000	0.000	0.000		0.001	-	-						-	-			0.028
3.000	0.000	0.000	0.000		3.27	-	-						-	-			0.000	0.000	0.000		0.001	-	-						-	-			0.030
3.200	0.000	0.000	0.000		3.07	-	-						-	-			0.000	0.000	0.000		0.001	-	-						-	-			0.032
3.400	0.000	0.000	0.000		2.87	-	-						-	-			0.000	0.000	0.000		0.001	-	-						-	-			0.034
3.600	0.000	0.000	0.000		2.67	-	-						-	-			0.000	0.000	0.000		0.001	-	-						-	-			0.036
3.800	0.000	0.000	0.000		2.47	-	-						-	-			0.000	0.000	0.000		0.001	-	-						-	-			0.038
4.000	0.000	0.000	0.000		2.27	-	-	0.000	0.000	0.000		2.28	-	-			0.000	0.000	0.000		0.001	-	-	0.000	0.000	0.000		0.001	-	-			0.040
4.400	0.000	0.000	0.000		1.87	-	-	0.000	0.000	0.000		1.88	-	-			0.000	0.000	0.000		0.001	-	-	0.000	0.000	0.000		0.002	-	-			0.044
4.800	0.000	0.000	0.000		1.47	-	-	0.000	0.000	0.000		1.49	-	-			0.000	0.000	0.000		0.002	-	-	0.000	0.000	0.000		0.009	-	-			0.048
5.200	0.000	0.000	0.000		1.08	-	-	0.000	0.000	0.000		1.12	-	-			0.000	0.000	0.000		0.001	-	-	0.000	0.000	0.000		0.036	-	-			0.052
5.600	0.000	0.000	0.000		0.688	-	-	0.000	0.000	0.000		0.787	-	-			0.000	0.000	0.000		0.013	-	-	0.000	0.000	0.000		0.102	-	-			0.056
6.000	0.000	0.000	0.000		0.354	-	-	0.000	0.000	0.000		0.512	-	-			0.000	0.000	0.000		0.079	-	270	0.000	0.000	0.000		0.226	-	-			0.060
6.400	0.000	0.000	0.000		0.135	-	4	0.000	0.000	0.000		0.311	-	-			0.000	0.000	0.000		0.260	-	-	0.000	0.000	0.000		0.425	-	-			0.064
6.800	0.000	0.000	0.000		0.037	-	-	0.000	0.000	0.000		0.171	-	-			0.000	0.000	0.000		0.563	-	-	0.000	0.000	0.000		0.685	-	-			0.068
7.200	0.000	0.000	0.000		0.007	-	-	0.000	0.000	0.000		0.090	-	-			0.000	0.000	0.000		0.934	-	-	0.000	0.000	0.000		1.00	-	-			0.072
7.600	0.000	0.000	0.000		0.001	-	-	0.000	0.000	0.000		0.043	-	-			0.000	0.000	0.000		1.33	-	-	0.000	0.000	0.000		1.36	-	-			0.076
8.000	0.000	0.000	0.000		0.001	-	-	0.000	0.000	0.000		0.019	-	-			0.000	0.000	0.000		1.73	-	-	0.000	0.000	0.000		1.74	-	-			0.080
8.400	0.000	0.000	0.000		0.001	-	-	0.000	0.000	0.000		0.008	-	-			0.000	0.000	0.000		2.13	-	-	0.000	0.000	0.000		2.13	-	-			0.084
Totals:						0	4						0	0	0	0						0	270					0	0	0	50		
Number of Trades:						0							0		0							0.00						0		0			

OPAP (CR)

(Contract Size: 100 Securities, Exercise Style: American, Physical Delivery)

Exercise Price	Call Options														Put Options																		
	September 2023							October 2023							Other Months		September 2023							October 2023							Other Months		Exercise Price
	Open price	Price max	Price min	Last price	Closing price	Volume	Open Interest	Open price	Price max	Price min	Last price	Closing price	Volume	Open Interest	Volume	Open Interest	Open price	Price max	Price min	Last price	Closing price	Volume	Open Interest	Open price	Price max	Price min	Last price	Closing price	Volume	Open Interest	Volume	Open Interest	
8.800	0.000	0.000	0.000		6.79	-	-						-	-			0.000	0.000	0.000		0.001	-	-					-	-			0.088	
9.200	0.000	0.000	0.000		6.39	-	-						-	-			0.000	0.000	0.000		0.001	-	-					-	-			0.092	
9.600	0.000	0.000	0.000		5.99	-	-						-	-			0.000	0.000	0.000		0.001	-	-					-	-			0.096	
10.000	0.000	0.000	0.000		5.59	-	-	0.000	0.000	0.000		5.61	-	-			0.000	0.000	0.000		0.002	-	-	0.000	0.000	0.000		0.001	-	-			0.100
11.000	0.000	0.000	0.000		4.59	-	-	0.000	0.000	0.000		4.61	-	-			0.000	0.000	0.000		0.001	-	-	0.000	0.000	0.000		0.001	-	-			0.110
12.000	0.000	0.000	0.000		3.59	-	-	0.000	0.000	0.000		3.61	-	-			0.000	0.000	0.000		0.001	-	-	0.000	0.000	0.000		0.003	-	-			0.120
13.000	0.000	0.000	0.000		2.59	-	-	0.000	0.000	0.000		2.62	-	-			0.000	0.000	0.000		0.001	-	-	0.000	0.000	0.000		0.006	-	-			0.130
14.000	0.000	0.000	0.000		1.59	-	-	0.000	0.000	0.000		1.68	-	-			0.000	0.000	0.000		0.002	-	10	0.000	0.000	0.000		0.057	-	-			0.140
15.000	0.000	0.000	0.000		0.667	-	-	0.000	0.000	0.000		0.885	-	10			0.000	0.000	0.000		0.075	-	20	0.000	0.000	0.000		0.265	-	-			0.150
16.000	0.000	0.000	0.000		0.126	-	12	0.000	0.000	0.000		0.363	-	64			0.000	0.000	0.000		0.535	-	-	0.000	0.000	0.000		0.744	-	-			0.160
17.000	0.000	0.000	0.000		0.008	-	10	0.000	0.000	0.000		0.115	-	5			0.000	0.000	0.000		1.42	-	-	0.000	0.000	0.000		1.50	-	-			0.170
18.000	0.000	0.000	0.000		0.001	-	5	0.000	0.000	0.000		0.026	-	-			0.000	0.000	0.000		2.42	-	-	0.000	0.000	0.000		2.43	-	-			0.180
19.000	0.000	0.000	0.000		0.001	-	-	0.000	0.000	0.000		0.005	-	-			0.000	0.000	0.000		3.42	-	-	0.000	0.000	0.000		3.42	-	-			0.190
20.000	0.000	0.000	0.000		0.001	-	-	0.000	0.000	0.000		0.001	-	-			0.000	0.000	0.000		4.42	-	-	0.000	0.000	0.000		4.42	-	-			0.200
22.000	0.000	0.000	0.000		0.001	-	-	0.000	0.000	0.000		0.001	-	-			0.000	0.000	0.000		6.42	-	-	0.000	0.000	0.000		6.42	-	-			0.220
24.000	0.000	0.000	0.000		0.002	-	-						-	-			0.000	0.000	0.000		8.42	-	-					-	-			0.240	
Totals:						0	27						0	79	0	0						0	30					0	5	0	0		
Number of Trades:							0						0			0						0.00						0			0		

OTE (CR)

(Contract Size: 100 Securities, Exercise Style: American, Physical Delivery)

Exercise Price	Call Options													Put Options																			
	September 2023						October 2023						Other Months		September 2023						October 2023						Other Months		Exercise Price				
	Open price	Price max	Price min	Last price	Closing price	Volume	Open Interest	Open price	Price max	Price min	Last price	Closing price	Volume	Open Interest	Volume	Open Interest	Open price	Price max	Price min	Last price	Closing price	Volume	Open Interest	Open price	Price max	Price min	Last price	Closing price		Volume	Open Interest	Volume	Open Interest
9.200	0.000	0.000	0.000		4.61	-	-										0.000	0.000	0.000		0.001	-	-										
9.600	0.000	0.000	0.000		4.21	-	-	0.000	0.000	0.000		4.23	-	-			0.000	0.000	0.000		0.001	-	-	0.000	0.000	0.000		0.001	-	-			0.096
10.000	0.000	0.000	0.000		3.81	-	-	0.000	0.000	0.000		3.83	-	-			0.000	0.000	0.000		0.001	-	-	0.000	0.000	0.000		0.001	-	-			0.100
11.000	0.000	0.000	0.000		2.81	-	-	0.000	0.000	0.000		2.83	-	-			0.000	0.000	0.000		0.001	-	-	0.000	0.000	0.000		0.002	-	-			0.110
12.000	0.000	0.000	0.000		1.81	-	-	0.000	0.000	0.000		1.86	-	-			0.000	0.000	0.000		0.001	-	-	0.000	0.000	0.000		0.028	-	-			0.120
13.000	0.000	0.000	0.000		0.840	-	-	0.000	0.000	0.000		1.01	-	-			0.000	0.000	0.000		0.030	-	-	0.000	0.000	0.000		0.175	-	-			0.130
14.000	0.000	0.000	0.000		0.176	-	-	0.000	0.000	0.000		0.424	-	-			0.000	0.000	0.000		0.366	-	-	0.000	0.000	0.000		0.589	-	-			0.140
15.000	0.000	0.000	0.000		0.011	-	10	0.000	0.000	0.000		0.131	-	60			0.988	0.988	0.988	0.988	0.988	5	-	0.000	0.000	0.000		1.30	-	-			0.150
16.000	0.000	0.000	0.000		0.001	-	-	0.000	0.000	0.000		0.030	-	-			0.000	0.000	0.000		2.20	-	-	0.000	0.000	0.000		2.21	-	-			0.160
17.000	0.000	0.000	0.000		0.001	-	-	0.000	0.000	0.000		0.005	-	-			0.000	0.000	0.000		3.20	-	-	0.000	0.000	0.000		3.20	-	-			0.170
18.000	0.000	0.000	0.000		0.001	-	-	0.000	0.000	0.000		0.001	-	-			0.000	0.000	0.000		4.20	-	-	0.000	0.000	0.000		4.20	-	-			0.180
19.000	0.000	0.000	0.000		0.001	-	-	0.000	0.000	0.000		0.001	-	-			0.000	0.000	0.000		5.20	-	-	0.000	0.000	0.000		5.20	-	-			0.190
20.000	0.000	0.000	0.000		0.001	-	-						-	-			0.000	0.000	0.000		6.20	-	-									0.200	
22.000	0.000	0.000	0.000		0.001	-	-						-	-			0.000	0.000	0.000		8.20	-	-									0.220	
Totals:						0	10						0	60	0	0						0	0							0	0	0	0
Number of Trades:							0							0	0							1.00								0	0		

PIRAEUS FINANCIAL HOLD (CR)

(Contract Size: 100 Securities, Exercise Style: American, Physical Delivery)

Call Options														Put Options																			
September 2023							October 2023							Other Months		September 2023							October 2023							Other Months		Exercise Price	
Open price	Price max	Price min	Last price	Closing price	Volume	Open Interest	Open price	Price max	Price min	Last price	Closing price	Volume	Open Interest	Volume	Open Interest	Open price	Price max	Price min	Last price	Closing price	Volume	Open Interest	Open price	Price max	Price min	Last price	Closing price	Volume	Open Interest	Volume	Open Interest		
0.750	0.000	0.000	0.000	2.44	-	-										0.000	0.000	0.000	0.001	-	-											0.008	
0.800	0.000	0.000	0.000	2.39	-	-										0.000	0.000	0.000	0.001	-	-											0.008	
0.850	0.000	0.000	0.000	2.34	-	-										0.000	0.000	0.000	0.001	-	-											0.009	
0.900	0.000	0.000	0.000	2.29	-	-										0.000	0.000	0.000	0.001	-	-											0.009	
0.950	0.000	0.000	0.000	2.24	-	-										0.000	0.000	0.000	0.002	-	-											0.010	
1.000	0.000	0.000	0.000	2.19	-	-										0.000	0.000	0.000	0.001	-	-											0.010	
1.100	0.000	0.000	0.000	2.09	-	-										0.000	0.000	0.000	0.002	-	-											0.011	
1.200	0.000	0.000	0.000	1.99	-	-										0.000	0.000	0.000	0.004	-	-											0.012	
1.300	0.000	0.000	0.000	1.89	-	-										0.000	0.000	0.000	0.001	-	-											0.013	
1.400	0.000	0.000	0.000	1.79	-	-										0.000	0.000	0.000	0.001	-	-											0.014	
1.500	0.000	0.000	0.000	1.69	-	-										0.000	0.000	0.000	0.001	-	-											0.015	
1.600	0.000	0.000	0.000	1.59	-	-										0.000	0.000	0.000	0.001	-	-											0.016	
1.700	0.000	0.000	0.000	1.49	-	-										0.000	0.000	0.000	0.001	-	-											0.017	
1.800	0.000	0.000	0.000	1.39	-	-										0.000	0.000	0.000	0.001	-	-											0.018	
1.900	0.000	0.000	0.000	1.29	-	-										0.000	0.000	0.000	0.001	-	-											0.019	
2.000	0.000	0.000	0.000	1.19	-	-										0.000	0.000	0.000	0.001	-	-											0.020	
2.200	0.000	0.000	0.000	0.992	-	-	0.000	0.000	0.000		0.997	-	-			0.000	0.000	0.000	0.001	-	-	0.000	0.000	0.000	0.001	-	-					0.022	
2.400	0.000	0.000	0.000	0.792	-	-	0.000	0.000	0.000		0.800	-	-			0.000	0.000	0.000	0.001	-	-	0.000	0.000	0.000	0.003	-	-					0.024	
2.600	0.000	0.000	0.000	0.592	-	-	0.000	0.000	0.000		0.611	-	-			0.000	0.000	0.000	0.001	-	-	0.000	0.000	0.000	0.014	-	-					0.026	
2.800	0.000	0.000	0.000	0.396	-	-	0.000	0.000	0.000		0.439	-	-			0.000	0.000	0.000	0.003	-	-	0.000	0.000	0.000	0.041	-	-					0.028	
3.000	0.000	0.000	0.000	0.219	-	-	0.000	0.000	0.000		0.295	-	-			0.000	0.000	0.000	0.026	-	-	0.000	0.000	0.000	0.097	-	-					0.030	
3.200	0.000	0.000	0.000	0.092	-	-	0.000	0.000	0.000		0.182	-	-			0.000	0.000	0.000	0.099	-	-	0.000	0.000	0.000	0.184	-	-					0.032	
3.400	0.000	0.000	0.000	0.027	-	4	0.000	0.000	0.000		0.106	-	4			0.000	0.000	0.000	0.235	-	-	0.000	0.000	0.000	0.308	-	-					0.034	
3.600	0.000	0.000	0.000	0.006	-	-	0.000	0.000	0.000		0.056	-	-			0.000	0.000	0.000	0.414	-	-	0.000	0.000	0.000	0.458	-	-					0.036	
3.800	0.000	0.000	0.000	0.001	-	-	0.000	0.000	0.000		0.028	-	-			0.000	0.000	0.000	0.610	-	-	0.000	0.000	0.000	0.631	-	-					0.038	
4.000	0.000	0.000	0.000	0.001	-	-	0.000	0.000	0.000		0.013	-	-			0.000	0.000	0.000	0.810	-	-	0.000	0.000	0.000	0.817	-	-					0.040	
4.400	0.000	0.000	0.000	0.001	-	-	0.000	0.000	0.000		0.002	-	-			0.000	0.000	0.000	1.21	-	-	0.000	0.000	0.000	1.21	-	-					0.044	
4.800	0.000	0.000	0.000	0.001	-	-	0.000	0.000	0.000		0.004	-	-			0.000	0.000	0.000	1.61	-	-	0.000	0.000	0.000	1.61	-	-					0.048	
5.200	0.000	0.000	0.000	0.001	-	-	0.000	0.000	0.000		0.001	-	-			0.000	0.000	0.000	2.01	-	-	0.000	0.000	0.000	2.01	-	-					0.052	
Totals:					0	4						0	4	0	0							0	0							0	0	0	0
Number of Trades:					0							0		0								0.00							0		0		

PPC (CR)

(Contract Size: 100 Securities, Exercise Style: American, Physical Delivery)

Call Options														Put Options																		
September 2023							October 2023							Other Months		September 2023							October 2023							Other Months		Exercise Price
Open price	Price max	Price min	Last price	Closing price	Volume	Open Interest	Open price	Price max	Price min	Last price	Closing price	Volume	Open Interest	Volume	Open Interest	Open price	Price max	Price min	Last price	Closing price	Volume	Open Interest	Open price	Price max	Price min	Last price	Closing price	Volume	Open Interest	Volume	Open Interest	
3.600	0.000	0.000	0.000	6.50	-	-										0.000	0.000	0.000	0.001	-	-											0.036
3.800	0.000	0.000	0.000	6.30	-	-										0.000	0.000	0.000	0.001	-	-											0.038
4.000	0.000	0.000	0.000	6.10	-	-										0.000	0.000	0.000	0.001	-	-											0.040
4.400	0.000	0.000	0.000	5.70	-	-										0.000	0.000	0.000	0.005	-	-											0.044
4.800	0.000	0.000	0.000	5.30	-	-										0.000	0.000	0.000	0.001	-	-											0.048
5.200	0.000	0.000	0.000	4.90	-	-										0.000	0.000	0.000	0.001	-	-											0.052
5.600	0.000	0.000	0.000	4.50	-	-										0.000	0.000	0.000	0.001	-	-											0.056
6.000	0.000	0.000	0.000	4.10	-	-										0.000	0.000	0.000	0.001	-	-											0.060
6.400	0.000	0.000	0.000	3.71	-	-										0.000	0.000	0.000	0.001	-	-											0.064
6.800	0.000	0.000	0.000	3.31	-	-										0.000	0.000	0.000	0.001	-	-											0.068
7.200	0.000	0.000	0.000	2.91	-	-										0.000	0.000	0.000	0.001	-	-											0.072
7.600	0.000	0.000	0.000	2.51	-	-	0.000	0.000	0.000		2.53	-	-			0.000	0.000	0.000	0.001	-	-	0.000	0.000	0.000		0.010	-	-			0.076	
8.000	0.000	0.000	0.000	2.11	-	-	0.000	0.000	0.000		2.15	-	-			0.000	0.000	0.000	0.001	-	-	0.000	0.000	0.000		0.027	-	-			0.080	
8.400	0.000	0.000	0.000	1.71	-	-	0.000	0.000	0.000		1.78	-	-			0.000	0.000	0.000	0.002	-	-	0.000	0.000	0.000		0.061	-	-			0.084	
8.800	0.000	0.000	0.000	1.32	-	-	0.000	0.000	0.000		1.44	-	-			0.000	0.000	0.000	0.010	-	-	0.000	0.000	0.000		0.119	-	-			0.088	
9.200	0.000	0.000	0.000	0.948	-	-	0.000	0.000	0.000		1.13	-	-			0.000	0.000	0.000	0.040	-	-	0.208	0.282	0.207	0.207	0.207	68	49			0.092	
9.600	0.000	0.000	0.000	0.623	-	60	0.787	0.821	0.787	0.821	0.821	10	10			0.140	0.140	0.140	0.140	0.140	5	47	0.354	0.354	0.354	0.354	0.354	5	44		0.096	
10.000	0.000	0.000	0.000	0.368	-	45	0.000	0.000	0.000		0.642	-	5			0.251	0.251	0.251	0.251	0.251	5	45	0.000	0.000	0.000		0.516	-	-		0.100	
11.000	0.000	0.000	0.000	0.056	-	12	0.223	0.229	0.223	0.229	0.229	22	32			0.000	0.000	0.000	0.949	-	-	0.000	0.000	0.000		1.14	-	-		0.110		
12.000	0.000	0.000	0.000	0.004	-	21	0.000	0.000	0.000		0.092	-	-			0.000	0.000	0.000	1.90	-	-	0.000	0.000	0.000		1.97	-	-		0.120		
13.000	0.000	0.000	0.000	0.001	-	-	0.000	0.000	0.000		0.027	-	-			0.000	0.000	0.000	2.90	-	-	0.000	0.000	0.000		2.91	-	-		0.130		
14.000	0.000	0.000	0.000	0.001	-	-	0.000	0.000	0.000		0.006	-	-			0.000	0.000	0.000	3.90	-	-	0.000	0.000	0.000		3.90	-	-		0.140		
15.000	0.000	0.000	0.000	0.001	-	-	0.000	0.000	0.000		0.002	-	-			0.000	0.000	0.000	4.90	-	-	0.000	0.000	0.000		4.90	-	-		0.150		
16.000	0.000	0.000	0.000	0.001	-	-	0.000	0.000	0.000		0.001	-	-			0.000	0.000	0.000	5.90	-	-	0.000	0.000	0.000		5.90	-	-		0.160		
Totals:					0	138						32	47	0	0							0	92						73	103	0	0
Number of Trades:					0							4		0									2.00						8		0	

Lending Products	Underlying Title	Multilateral Transactions[1]					Bilateral Transactions[2]		Stock Borrowing through OTC (volume)[3]	
		Open Interest[5]	Volume(Offered)	Average Weighted	Transactions volume	Average Weighted	Transactions Volume	Average Weighted	Transactions Volume	
ADMIEBOR	ADMIE (IPTO) HOLDING S.A. (CR)	---	---	---	---	---	---	---	675,903	
AEGNBOR	AEGEAN AIRLINES (CR)	---	---	---	---	---	---	---	166,394	
ALPHABOR	ALPHA SERVICES HOLD (CR)	200	---	---	---	---	---	---	59,116,745	
OTOELBOR	AUTOHELLAS SA (CR)	1,050	---	---	---	---	179	10.00%	144,189	
AVAXBOR	AVAX S.A. (CR)	---	---	---	---	---	---	---	---	
EEEBOR	CC HBC AG (CR)	3,539	---	---	---	---	---	---	49,268	
CENERBOR	CENERGY HOLDINGS (CB)	7,790	---	---	---	---	---	---	19,812	
ELLAKTORBOR	ELLAKTOR (CR)	7,181	---	---	---	---	---	---	52,915	
ELHABOR	ELVALHALCOR (CR)	12,538	---	---	---	---	---	---	64,887	
EUROBBOR	EUROBANK HOLDINGS (CR)	15,000	---	---	---	---	---	---	34,133,884	
EYDAPBOR	EYDAP S.A. (CR)	7,845	---	---	---	---	---	---	257,600	
FFGRPBOR	FOLLI FOLLIE (CR)	---	---	---	---	---	---	---	886,279	
FOYRKBOR	FOURLIS (CR)	---	---	---	---	---	---	---	11,347	
GEKTERNABOR	GEK TERNA (CR)	---	---	---	---	---	---	---	3,698	
SARBOR	GR. SARANTIS S.A. (CR)	1,946	---	---	---	---	---	---	49,458	
EXAEBOR	HELLENIC EXCHANGES-A.S.E. (CR)	4,000	---	---	---	---	---	---	182,978	
ELPEBOR	HELLENIQ ENERGY (CR)	550	---	---	---	---	---	---	378,098	
INTRKBOR	INTRACOM HOLDINGS (CR)	---	---	---	---	---	---	---	---	
INKATBOR	INTRAKAT (CR)	---	---	---	---	---	---	---	---	
BELABOR	JUMBO SA (CR)	19,378	---	---	---	---	---	---	175,332	
LAMDABOR	LAMDA DEVELOPMENT SA (CR)	400	---	---	---	---	---	---	555,076	
MIGBOR	MIG (CR)	1,522	---	---	---	---	---	---	40,179	
MOHBOR	MOTOR OIL (CR)	19,581	---	---	---	---	---	---	717,085	
MYTILBOR	MYTILINEOS (CR)	23,580	---	---	---	---	---	---	126,760	
ETEBOR	NATIONAL BANK (CR)	541	---	---	---	---	---	---	9,142,404	
OPAPBOR	OPAP (CR)	2,000	---	---	---	---	---	---	1,566,563	
HTOBOR	OTE (CR)	1,000	---	---	---	---	---	---	2,284,614	
PPABOR	P.P.A. S.A. (CR)	---	---	---	---	---	---	---	83,287	
TPEIRBOR	PIRAEUS FINANCIAL HOLD (CR)	5,000	---	---	---	---	---	---	4,874,175	
PPCBOR	PPC (CR)	3,000	---	---	---	---	---	---	1,551,149	
QUALBOR	QUALITY & RELIABILITY SA (CR)	---	---	---	---	---	---	---	---	

Stock Lending Notes

[1] - Multilateral contracts Lending or Borrowing as per Methods 8-1, 8-2 and 8-3-3 (According to ATHEX BoD Resolution No.17)

[2] - Bilateral Contracts Lending or Borrowing as per Methods 8-3-1 and 8-3-2 (According to ATHEX BoD Resolution No.20)

[3] - The information concerning OTC Stock Borrowing Transactions is based on the statements of the Dematerialised Securities System (DSS) operators involved and refers to volumes that have been registered up until the previous working day.

[4] - Average Price (Volume weighted)

[5] - The Data concerning Open Interest before the start of trading session

Lending Products	Underlying Title	Open Interest[5]	Multilateral Transactions[1]				Bilateral Transactions[2]		Stock Borrowing through OTC (volume)[3]	
			Volume(Offered)	Average Weighted	Transactions volume	Average Weighted	Transactions Volume	Average Weighted	Transactions Volume	
QUESTBOR	QUEST HOLDINGS (CR)	300	---	---	---	---	---	---	32,105	
TENERGYBOR	TERNA ENERGY (CR)	---	---	---	---	---	---	---	1,722,480	
TITCBOR	TITAN CEMENT (CB)	6,673	---	---	---	---	---	---	302,715	
VIOBOR	VIOHALCO SA/NV (CB)	9,244	---	---	---	---	---	---	---	

Stock Lending Notes

[1] - Multilateral contracts Lending or Borrowing as per Methods 8-1, 8-2 and 8-3-3 (According to ATHEX BoD Resolution No.17)

[2] - Bilateral Contracts Lending or Borrowing as per Methods 8-3-1 and 8-3-2 (According to ATHEX BoD Resolution No.20)

[3] - The information concerning OTC Stock Borrowing Transactions is based on the statements of the Dematerialised Securities System (DSS) operators involved and refers to volumes that have been registered up until the previous working day.

[4] - Average Price (Volume weighted)

[5] - The Data concerning Open Interest before the start of trading session

Sectors codification for listed companies

12003-	ETF	10101010	Computer Services
10101015	Software	10102030	Computer Hardware
15101010	Telecommunications Equipment	15102015	Telecommunications Services
20101010	Health Care Facilities	20101025	Health Care Services
20102010	Medical Equipment	20103015	Pharmaceuticals
30101010	Banks	30202000	Diversified Financial Services
30202010	Asset Managers & Custodians	30202015	Investment Services
30204000	Closed End Investments	30302010	Full Line Insurance
30302015	Insurance Brokers	30302025	Property and Casualty Insurance
35101010	Real Estate Holding and Development	35101015	Real Estate Services
35102000	Diversified REITs	35102030	Office REITs
40201040	Rental & Leasing Services: Consumer	40202010	Home Construction
40202015	Household Furnishings	40202020	Household Appliance
40203040	Electronic Entertainment	40203045	Toys
40204020	Clothing & Accessories	40301010	Entertainment
40301030	Publishing	40301035	Radio & TV Broadcasters
40401010	Diversified Retailers	40401020	Apparel Retailers
40401025	Home Improvement Retailers	40401030	Specialty Retailers
40501010	Airlines	40501015	Travel & Tourism
40501020	Casinos & Gambling	40501025	Hotels & Motels
45101015	Distillers & Vintners	45101020	Soft Drinks
45102010	Farming Fishing Ranching & Plantations	45102020	Food Products
45103010	Tobacco	45201010	Food Retailers & Wholesalers
45201020	Personal Products	50101010	Construction
50101020	Building Roof/Wallboard and Plumbing	50101030	Cement
50101035	Building Materials: Other	50202010	Electrical Components
50203000	Diversified Industrials	50203015	Plastics
50203030	Containers & Packaging	50204000	Machinery: Industrial
50204020	Machinery: Construction & Handling	50205010	Industrial Suppliers
50205020	Back Office Support HR & Consulting	50205030	Forms & Bulk Printing Services
50206015	Commercial Vehicles & Parts	50206030	Marine Transportation
50206060	Transportation Services	55101000	Diversified Materials
55101020	Textile Products	55102000	General Mining
55102010	Iron & Steel	55102015	Metal Fabricating
55102035	Aluminum	60101020	Oil Refining and Marketing
65101010	Alternative Electricity	65101015	Conventional Electricity
65102030	Water		



ATHEX
Athens Stock Exchange

Λεωφ. Αθηνών 110 104 42 Αθήνα
110, Athinon Ave. GR 104 42 Athens
tel. (+30)210-33.66.800, fax (+30)210-33.66.101
www.athexgroup.gr