

23

Ημερήσιο Δελτίο  
Συναλλακτικής Δραστηριότητας

Daily Official List  
of Trading Activity

Friday, 25 August, 2023

Year: 144 Trading Day No: 161



**ATHEXGROUP**  
Athens Exchange Group

**Disclaimer:**

Hellenic Exchanges-Athens Stock Exchange S.A endeavours to ensure that the data and other material ("Information") presented on the Daily Official List are accurate and complete, but it is not liable for any errors or omissions of data or /and for the accuracy, credibility, updating and completeness of the aforesaid information nor it has any liability arising directly or indirectly from the use of the above Information.

The Company is not liable for the accuracy of the data included in listed companies' announcements. Only the sender of such an announcement is fully and solely liable for any infringement of third party's rights from the content of such announcement. All contents of the Daily Official List are provided only for information purposes and do not constitute investment advice or solicitation to invest in securities or other products listed for trading on the Exchange.

You acknowledge and agree that the Company is the owner of any property rights related to any Information appearing on the Daily Official List including intellectual property rights copyright, trademarks, etc.

The above data are a property of the Hellenic Exchanges-Athens Exchange and are copyright protected. Users are forbidden to reproduce, modify, copy, sale, transmit or redistribute, by all reproduction means and methods, part or the whole of the above data, without reference to their source.

The commercial exploitation of these data is, also, forbidden by third parties. Hellenic Exchanges-Athens Exchange does not carry any responsibility, direct or indirect, derived from usage or accidental alteration of the above data when used by third parties.

---

**Hellenic Exchanges – Athens Stock Exchange S.A.**

110 Athinon Ave., 10442 Athens, Tel: (210) 33.66.800, Fax: (210) 32.13.938

[www.athexgroup.gr](http://www.athexgroup.gr)

---

**Thessalonica Stock Exchange Center (T.S.E.C)**

16-18 Katouni Str., Thessalonica 546 25 Tel: (2310) 567.667, Fax: (2310) 530.545

---

**Athex Members Guarantee Fund**

14-16 Fidiou Str., Athens 106 78, Tel: (210) 33.04.682, Fax: (210) 33.04.155

---

**Hellenic Republic Capital Market Commission**

1 Kolokotroni Str. & 1 Stadiou Str., Athens 10562 Tel: (210) 33.77.100 Fax: (210) 33.77.173

---

**Table of Contents**

---

**Section 1: Statistical Figures of Securities, Derivatives and Lending**

Summary of Markets

Athex Indices

Analytic Figures for Athex Market's Boards and Categories

Trading Details by Athex Sectors and Financial Instruments (ETFs)

Top 10 best &amp; worst performing Shares

Derivatives Summary

**Section 2: Analytic Figures of Shares Transactions**

Analytic Figures of Shares Transactions

Shares' Notes

**Section 3: Figures of Securities Transactions**

Securities Blocks Details

Shares Rights Details

Stock Borrowing

Forced Sales Details

Forced Sales Registered Shares

Exchange Traded Funds (ETFs) Characteristics

**Section 5: Bonds traded in Fixed Income Assets Market**

Convertible Corporate Bonds - Regulated Market

Non Convertible Corporate Bonds - Regulated Market

Government Bonds

Treasury Bills &amp; Zero Coupon Government Bonds

Government Bonds Traded with the Open Outcry Method

State Banks Bonds

**Section 6: Additional Infos**

Athex &amp; ATHEXClear Members List

List of Stocks under Market Making operations

**Section 7: Derivatives Market Analytic Figures**

Index Futures

Stock Futures

Index Options

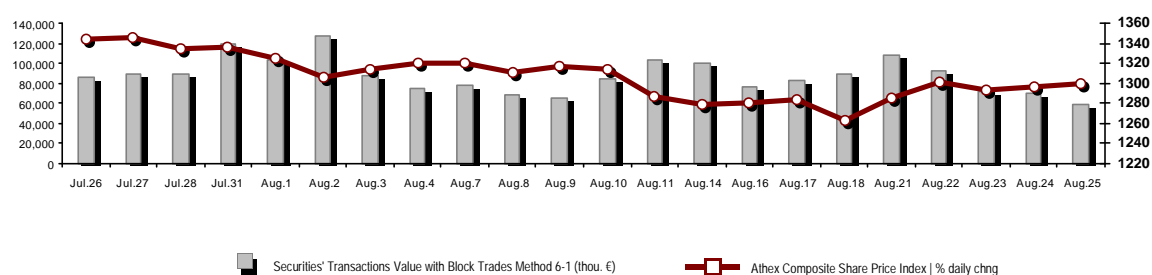
Stock Options

Stock Lending Analytic Figures

**Appendix A: Sectors codification for listed companies**

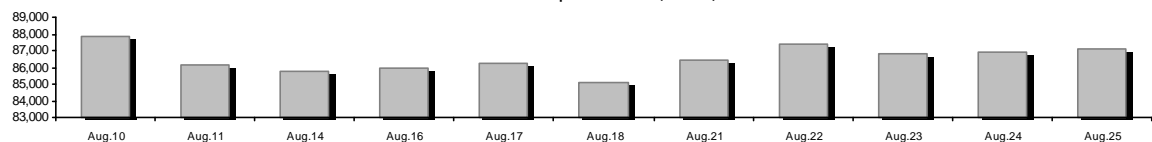
## Summary of Markets

Athex Composite Share Price Index vs Shares and Derivatives Transactions Value

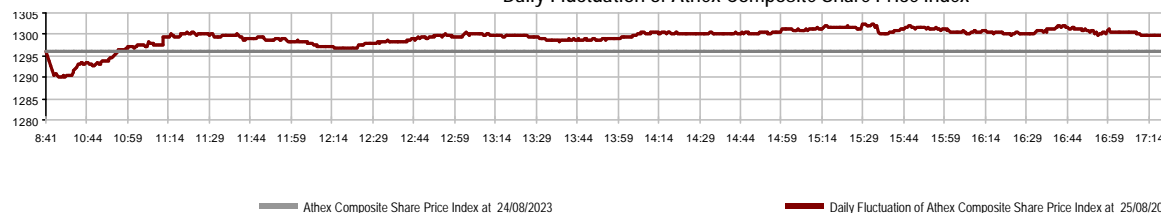


Athex Capitalisation (mill. €) **:	87,073.88		Derivatives Total Open Interest	504,083
Daily change: mill. €   %	191.86	0.22%	in Index Futures   % daily chng	5,498 0.57%
Yearly Avg Capitalisation: mill. €   % chng prev year Avg	78,636.65	24.70%	in Stock Futures   % daily chng	496,963 0.72%
Athex Composite Share Price Index   % daily chng	1,299.76	0.30%	in Index Options   % daily chng	935 4.47%
Athex Composite Share Price Index Capitalisation (mill. €)	79,861.81		in Stock Options   % daily chng	687 1.33%
Daily change (mill. €)	198.88			
Securities' Transactions Value with Block Trades Method 6-1 (t)	59,108.47		Derivatives Contracts Volume:	12,142
Daily change: %	-10,497.31	-15.08%	Daily change: pieces   %	1,578 14.94%
YtD Avg Trans. Value: thou. €   % chng prev year Avg	104,252.27	44.29%	YtD Avg Derivatives Contracts % chng prev year Avg	43,914 27.84%
Blocks Transactions Value of Method 6-1 (thou. €)	1,139.01		Derivatives Trades Number:	1,422
Blocks Transactions Value of Method 6-2 & 6-3 (thou. €)	82.93		Daily change: number   %	347 32.28%
Bonds Transactions Value (thou.€)	440.20		YtD Avg Trades number % chng prev year Avg	2,324 13.12%
Securities' Transactions Volume with Block Trades Method 6-1 (tho)	12,804.81		Lending Total Open Interest	229,376
Daily change: thou. pieces   %	-915.72	-6.67%	Daily change: pieces   %	22,887 11.08%
YtD Avg Volume: % chng prev year Avg	35,158.12	24.01%	Lending Volume (Multilateral/Bilateral)	1,507
Blocks Transactions Volume of Method 6-1 (thou. Pieces)	209.19		Daily change: pieces   %	-21,424
Blocks Transactions Volume of Method 6-2 & 6-3 (thou. Pieces)	21.05		Multilateral Lending	1,507
Bonds Transactions Volume	460,000		Bilateral Lending	0
Securities' Trades Number with Block Trades Method 6-1	29,933		Lending Trades Number:	4
Daily change: number   %	-1,864	-5.86%	Daily change: %	-17
YtD Avg Trades number % chng prev year Avg	35,998	22.37%	Multilateral Lending Trades Number	4
Number of Blocks Method 6-1	5		Bilateral Lending Trades Number	0
Number of Blocks Method 6-2 & 6-3	2			
Number of Bonds Transactions	127			

Athex Capitalisation (mill. €) \*\*



Daily Fluctuation of Athex Composite Share Price Index



## Athex Indices

Index name	25/08/2023	24/08/2023	pts.	%	Min	Max	Year min	Year max	Year change
Athex Composite Share Price Index	1,299.76 #	1,295.91	3.85	0.30%	1,289.95	1,302.40	929.79	1,351.68	39.79% #
Athex ESG Index	1,479.34 #	1,475.68	3.66	0.25%	1,468.69	1,483.98	1,057.52	1,541.00	39.87% #
FTSE/Athex Large Cap	3,149.17 #	3,142.53	6.64	0.21%	3,127.38	3,159.08	2,250.77	3,280.71	39.87% #
FTSE/Athex Mid Cap Index	2,147.50 #	2,138.33	9.17	0.43%	2,129.53	2,150.13	1,411.43	2,224.46	52.15% #
FTSE/ATHEX High Dividend Yield Index	3,921.82 #	3,908.97	12.85	0.33%	3,892.88	3,931.94	3,028.28	4,088.01	29.51% #
FTSE/ATHEX Global Traders Index Plus	4,033.41 #	3,990.03	43.38	1.09%	3,983.55	4,034.44	2,616.09	4,076.89	54.18% #
FTSE/ATHEX Mid & Small Cap Factor-Weighted Ind	5,829.84 €	5,835.14	-5.30	-0.09%	5,806.02	5,848.53	4,353.12	5,946.34	32.63% #
ATHEX Select Index Plus	4,587.52 #	4,565.96	21.56	0.47%	4,542.95	4,587.94	3,071.06	4,762.60	49.38% #
ATHEX Select Index	6,965.89 #	6,952.41	13.48	0.19%	6,941.43	6,998.20	4,343.88	7,125.71	60.36% #
FTSE/Athex Market Index	750.63 #	749.00	1.63	0.22%	745.48	752.89	539.21	780.89	39.17% #
Athex Composite Index Total Return Index	2,349.65 #	2,342.69	6.96	0.30%	2,331.90	2,354.41	1,641.17	2,440.14	43.17% #
FTSE/Athex Large Cap Total Return	5,157.41 #	5,146.54	10.87	0.21%			3,623.42	5,338.50	43.22% #
FTSE/Athex Mid Cap Total Return	2,880.69 #	2,868.39	12.30	0.43%			1,881.61	2,956.50	55.07% #
Hellenic Mid & Small Cap Index	1,948.90 #	1,929.54	19.36	1.00%	1,920.30	1,949.60	1,365.14	2,011.62	42.76% #
FTSE/Athex Banks	1,051.11 €	1,061.56	-10.45	-0.98%	1,051.11	1,064.58	640.09	1,117.78	64.09% #
FTSE/Athex Financial Services	1,292.19 €	1,309.48	-17.29	-1.32%	1,292.19	1,324.31	672.72	1,514.55	88.53% #
FTSE/Athex Industrial Goods & Services	8,337.82 #	8,029.66	308.16	3.84%	7,966.24	8,346.37	4,603.86	8,587.35	79.75% #
FTSE/Athex Retail	1,296.74 €	1,297.27	-0.53	-0.04%	1,271.12	1,306.46	901.21	1,375.58	43.89% #
FTSE/ATHEX Real Estate	4,520.75 #	4,513.12	7.63	0.17%	4,464.79	4,537.15	3,750.22	4,816.41	10.99% #
FTSE/Athex Consumer Goods & Services	15,872.42 #	15,783.01	89.41	0.57%	15,753.59	15,908.11	8,974.47	16,164.60	73.32% #
FTSE/Athex Food & Beverage	9,941.97 #	9,930.57	11.40	0.11%	9,875.15	10,012.16	8,101.49	11,188.59	17.43% #
FTSE/Athex Basic Resources	10,161.42 #	10,024.85	136.57	1.36%	9,938.65	10,168.38	6,463.31	10,531.72	56.58% #
FTSE/Athex Construction & Materials	4,608.32 #	4,598.53	9.79	0.21%	4,547.70	4,611.71	3,204.90	4,808.27	43.79% #
FTSE/Athex Energy	5,212.94 #	5,163.27	49.67	0.96%	5,161.87	5,277.00	4,780.16	5,856.79	3.64% #
FTSE/Athex Travel & Leisure	2,832.70 #	2,824.11	8.59	0.30%	2,821.05	2,840.55	2,196.17	3,038.64	27.76% #
FTSE/Athex Technology	3,049.00 #	3,020.39	28.61	0.95%	3,007.89	3,052.11	2,047.81	3,054.30	48.43% #
FTSE/Athex Telecommunications	3,947.44 €	3,997.41	-49.97	-1.25%	3,947.44	4,013.96	3,511.53	4,415.99	-3.05% €
FTSE/Athex Utilities	5,604.21 #	5,568.81	35.40	0.64%	5,540.88	5,632.29	4,598.77	6,190.27	21.86% #
FTSE/Athex Health Care	478.45 #	469.78	8.67	1.85%	466.61	478.45	387.42	504.88	14.22% #
FTSE/Athex Personal Products	7,823.50 €	7,974.05	-150.55	-1.89%	7,720.49	8,046.96	6,441.87	8,386.11	18.42% #
Athex All Share Index	304.73 #	304.06	0.67	0.22%	304.73	304.73	231.11	314.56	32.35% #
MSCI GREECE REBASED	4,999.22 #	4,989.52	9.70	0.19%	4,966.45	5,017.91	4,125.04	5,209.29	--- -
Hellenic Corporate Bond Index	125.20 #	125.13	0.07	0.06%			118.78	125.20	5.22% #
Hellenic Corporate Bond Price Index	88.61 #	88.57	0.04	0.05%			85.96	88.63	2.76% #

Note 1: FTSE/Med 100, Hellenic Corporate Bond Price Index and Hellenic Corporate Bond Index closing prices refer to the previous trading day of 23/08/2023.

Note 2: The Hellenic Mid & Small Cap Index is a Customized index calculated by the Athens Exchange.

## Analytic Figures for Athex Market's Boards and Categories

	Total Traded Securities	Main Market	Surveillance	Exchange Traded Funds (ETFs)
Totals	123	111	11	1
Gain / Lose / Same:	55 / 39 / 29	52 / 36 / 23	3 / 2 / 6	0 / 1 / 0
Athex Capitalisation (mill. €) **	87,073.88	86,675.67	398.21	
Daily Average Trans/ons Value(thou.€)	104,252.27	104,004.03	239.28	49.29
Transactions Value	59,191.40	58,978.40	212.06	0.95
Main Board:	57,969.46	57,827.95	140.56	0.95
Blocks Board 6_2_3:	1,221.94	1,150.44	71.50	0.00
Forced Sales Board:	0.00	0.00	0.00	0.00
Special Terms Board:	0.00	0.00	0.00	0.00
Daily Average Transactions Volume	35,158,119	34,189,448	973,110	1,728
Transactions Volume	12,825,858	11,943,313	882,515	30
Main Board:	12,595,622	11,823,077	772,515	30
Blocks Board 6_2_3:	230,236	120,236	110,000	0
Forced Sales Board:	0	0	0	0
Special Terms Board:	0	0	0	0
Daily Average Number of Trades	35,998	35,778	217	3
Number of Trades	29,935	29,776	157	2
Main Board:	29,928	29,770	156	2
Blocks Board 6_2_3:	7	6	1	0
Forced Sales Board:	0	0	0	0
Special Terms Board:	0	0	0	0

## Trading Details by Athex Sectors and Financial Instruments (ETFs)

Code	Sectors	Gain / Lose / Same	Number of Trades	Transactions Volume	Transactions Value	% of Total Trans. Value
3010	- Banks	0 / 4 / 2	8,255	7,207,227	18,225,720.91	30.79%
5510	- Basic Resources	6 / 5 / 3	980	294,850	1,337,883.30	2.26%
5010	- Construction & Materials	6 / 6 / 3	2,443	1,028,390	3,224,290.22	5.45%
4020	- Consumer Products & Services	4 / 1 / 3	1,661	238,490	3,974,045.68	6.71%
6010	- Energy	3 / 1 / 0	1,575	128,784	2,455,704.78	4.15%
12000	- Financial Instruments	0 / 1 / 0	2	30	950.10	0.00%
3020	- Financial Services	1 / 1 / 3	357	67,768	362,964.97	0.61%
4510	- Food Beverage & Tobacco	3 / 1 / 2	84	11,756	156,478.74	0.26%
2010	- Health Care	2 / 1 / 0	219	173,889	180,812.43	0.31%
5020	- Industrial Goods & Services	8 / 5 / 4	2,878	1,047,432	8,022,177.95	13.55%
3030	- Insurance	1 / 0 / 0	8	2,001	9,560.32	0.02%
4030	- Media	0 / 1 / 1	5	4,930	2,549.00	0.00%
4520	- Personal Care, Drug & Grocery Stores	0 / 2 / 1	183	57,004	427,294.33	0.72%
3510	- Real Estate	5 / 1 / 2	584	135,526	614,326.32	1.04%
4040	- Retail	2 / 1 / 3	250	121,788	233,500.79	0.39%
1010	- Technology	6 / 4 / 1	1,431	546,468	2,062,798.62	3.48%
1510	- Telecommunications	1 / 1 / 0	2,230	368,674	5,195,864.78	8.78%
4050	- Travel & Leisure	4 / 1 / 1	2,447	599,537	4,284,192.28	7.24%
6510	- Utilities	3 / 2 / 0	4,343	791,314	8,420,285.21	14.23%

## Top 10 best &amp; worst performing Shares

## Main Market

With positive Price change			With negative Price change		
	Closing price	change		Closing price	change
VARVERIS - MODA BAGNO SA (CR)	0.77	5.48% #	MEDICON S.A (CR)	4.07	-2.63% €
MYTILINEOS (CR)	36.9	4.30% #	DOMIKI KRITIS SA (CR)	3.26	-2.39% €
MERMEREN KOMB. A.D. PR. (GDR)	40	4.17% #	GR. SARANTIS S.A. (CR)	7.87	-1.87% €
EPSILON NET (CR)	11	3.19% #	BIOKARPET S.A.(CR)	3.24	-1.52% €
AUTOHELLAS SA (CR)	13.6	3.19% #	NATIONAL BANK (CR)	6.354	-1.43% €
LAVIPHARM SA (CR)	0.72	2.86% #	IKTINOS HELLAS SA (CR)	0.623	-1.42% €
VIOHALCO SA/NV (CB)	6.73	2.12% #	AUSTRIACARD (CB)	6.95	-1.42% €
KLOUKINAS - LAPPAS SA (CR)	1.015	2.11% #	EKTER SA (CR)	2.84	-1.39% €
ELLAKTOR (CR)	2.465	1.65% #	HELLENIC EXCHANGES-A.S.E. (CR)	5.23	-1.32% €
AS COMPANY SA (CR)	2.63	1.54% #	OTE (CR)	14.1	-1.26% €
With the highest Transactions Value			With the highest Transactions Volume		
	Value (thou. €)	change		Volume	change
PIRAEUS FINANCIAL HOLD (CR)	10,058.92	0.00% -	PIRAEUS FINANCIAL HOLD (CR)	3,052,640	0.00% -
MYTILINEOS (CR)	6,228.62	4.30% #	ALPHA SERVICES HOLD (CR)	2,376,111	-0.99% €
OTE (CR)	5,117.92	-1.26% €	EUROBANK HOLDINGS (CR)	1,405,531	-1.15% €
TERNA ENERGY (CR)	4,897.12	-0.43% €	NATIONAL BANK (CR)	371,739	-1.43% €
ALPHA SERVICES HOLD (CR)	3,590.05	-0.99% €	INTRACOM HOLDINGS (CR)	367,488	1.35% #
JUMBO SA (CR)	3,089.29	0.35% #	OTE (CR)	360,317	-1.26% €
PPC (CR)	2,920.25	1.10% #	KLOUKINAS - LAPPAS SA (CR)	355,000	2.11% #
OPAP (CR)	2,887.08	0.33% #	TERNA ENERGY (CR)	301,530	-0.43% €
NATIONAL BANK (CR)	2,369.46	-1.43% €	PPC (CR)	288,956	1.10% #
MOTOR OIL (CR)	2,245.35	1.17% #	CENERGY HOLDINGS (CB)	209,967	0.74% #

Note: Stocks that are not included in the "Under Supervision" category, and the transactions value is more than 10,000 €.

## Derivatives Summary

	Number of Trades	Volume	Open Interest
<b>Index Futures</b>	<b>109</b>	<b>466</b>	<b>5,498</b>
FTSE/Athex Banks	1	10	2,027
FTSE/Athex Large Cap	108	456	3,268
MSCI GREECE REBASED	0	0	203
<b>Stock Futures</b>	<b>1,283</b>	<b>11,529</b>	<b>496,963</b>
ADMIE (IPTO) HOLDING S.A. (CR)	33	227	18,378
AEGEAN AIRLINES (CR)	73	481	6,712
ALPHA SERVICES HOLD (CR)	136	4,696	210,825
AUTOHELLAS SA (CR)	1	1	138
AVAX S.A. (CR)	20	71	1,739
CC HBC AG (CR)	0	0	664
CENERGY HOLDINGS (CB)	16	43	5,888
ELLAKTOR (CR)	10	22	749
ELVALHALCOR (CR)	9	52	2,305
EUROBANK HOLDINGS (CR)	27	622	43,498
EYDAP S.A. (CR)	2	5	1,898
FOURLIS (CR)	12	40	773
GEK TERNA (CR)	25	94	6,964
HELLENIC EXCHANGES-A.S.E. (CR)	27	163	8,267
HELLENIQ ENERGY (CR)	18	67	1,640
INTRACOM HOLDINGS (CR)	74	440	4,866
INTRAKAT (CR)	62	308	7,261
JUMBO SA (CR)	2	2	304
LAMDA DEVELOPMENT SA (CR)	2	4	5,555
MIG (CR)	0	0	69
MOTOR OIL (CR)	37	72	1,828
MYTILINEOS (CR)	69	177	3,961
NATIONAL BANK (CR)	191	1,017	19,129
OPAP (CR)	44	172	2,562
OTE (CR)	22	84	11,334
P.P.A. S.A. (CR)	0	0	293
PIRAEUS FINANCIAL HOLD (CR)	108	1,249	80,206
PPC (CR)	154	942	29,165
QUEST HOLDINGS (CR)	4	16	178
TERNA ENERGY (CR)	59	319	13,796
TITAN CEMENT (CB)	1	1	730
VIOHALCO SA/NV (CB)	45	142	5,288
<b>Index Options</b>	<b>18</b>	<b>87</b>	<b>935</b>
FTSE/Athex Large Cap	18	87	935
<b>Stock Options</b>	<b>12</b>	<b>60</b>	<b>687</b>
ALPHA SERVICES HOLD (CR)	0	0	14
NATIONAL BANK (CR)	0	0	324
OPAP (CR)	1	5	99
OTE (CR)	2	10	70
PIRAEUS FINANCIAL HOLD (CR)	0	0	8
PPC (CR)	9	45	172
<b>Total Derivatives Traded</b>	<b>1,422</b>	<b>12,142</b>	<b>504,083</b>









## Daily Official List

Year: 144 Trading Day No: 161

## Section 2: Analytic Figures of Shares Transactions

Friday, 25 August, 2023

Number of Outstanding Securities	Nominal Value	Dividends [1]	Dividends 2020	Dividends 2021	Dividends 2022	Date of Last Coupon Dividend [2]	Date of Last Coupon Right	Note	Shares	Closing price	% change	Previous closing price/date	Open price	Price min	Price max	Last price	Avg price	Last Bid [7]	Last Ask [7]	P/E after tax	Year	Volume	Trades	Transactions Value[8]	Company Mkt Value (thou. €)	Year low	Year high	Sector[ 4]
6,700,000	0.800	0.179	0.047	0.047	0.047	23/08/2023	29/05/2014		MILLS KEPENOS (CR)	2.52	---	2.52 24/08/2023	2.62	2.62	2.62	2.62	2.62	400@2.36	1195@2.62	18.62	2022	50	1	131.00	16,884.00	1.93	2.7	45102020
18,017,472	0.360					09/09/2022	28/08/2017		KTIMA KOSTAS LAZARIDIS SA (CR)	1.88	---	1.88 24/08/2023						440@1.76	1001@1.88						33,872.85	1.55	1.99	45101015
21,364,000	1.12			0.4	0.4	21/08/2023	08/03/2023		LAMPASA HOTEL SA (CR)	28.4	---	28.4 24/08/2023						100@28.60	394@29.80						606,737.60	20.6	29.8	40501025
32,188,050	1.04					21/07/2008	20/01/2000		MOUZAKIS (CR)	0.68	---	0.68 24/08/2023						730@0.670	49@0.715						21,887.87	0.65	0.806	55101020
8,321,682	0.670					17/08/2007	23/11/1999		N. LEVENTERIS (CR)	0.312	---	0.312 24/08/2023						2750@0.292			2022				3,451.93	0.22	0.364	55102010
2,160,524	0.670					03/12/2018	23/11/1999		N. LEVENTERIS (PR)	0.396	---	0.396 24/08/2023							3545@0.402		2022				3,451.93	0.218	0.434	55102010
6,340,000	0.600	0.134	0.17	0.1	0.1	09/12/2022	12/01/2023		NAKAS MUSIC	2.7	---	2.7 24/08/2023	2.6	2.6	2.6	2.6	2.6	1@2.60	49@2.70			69	2	179.40	17,118.00	2.16	2.98	40401030
10,080,000	3.00	1.42	1.5	1.45	1.45	11/05/2023	27/08/2001		TPA SA (CR)	24.7	0.82 P	24.5 24/08/2023	24.5	24.5	24.7	24.7	24.674	4@24.50	273@24.80			255	5	6,291.90	248,976.00	22.7	26.3	50206060
27,379,200	0.980			0.45	0.45	01/08/2023	29/08/2022		CRETE PLASTICS SA (CR)	15.9	1.92 P	15.6 24/08/2023	15.9	15.9	15.9	15.9	15.9	40@15.90	360@16.60			60	1	954.00	435,329.28	14.7	17.9	50203015
255,494,534	2.71	0.352	0.279	0.255	0.255	16/06/2023	30/09/2021		PRODEA (CR)	7.05	---	7.05 24/08/2023						100@7.15	250@7.35						1,801,236.46	7	8.6	35102000
4,181,450	0.500					21/08/2000	05/03/2002		FLOUR MILLS SARANTOPOULOS SA	1.16	---	1.16 24/08/2023						500@1.05							4,850.48	0.875	1.5	45102020

## Exchange Traded Funds (ETFs)

924,675						15/06/2016			ALPHA ETF FTSE Athex Large Cap	31.67	-0.10 E	31.7 24/08/2023	31.67	31.67	31.67	31.67	31.67	350@28.10					30	2	950.10		22.5	35	12003
---------	--	--	--	--	--	------------	--	--	--------------------------------	-------	---------	-----------------	-------	-------	-------	-------	-------	-----------	--	--	--	--	----	---	--------	--	------	----	-------

## Surveillance

356,314,416	0.660					07/07/2010	21/09/2017	5160	FRIGOGLASS SA (CR)	0.0625	6.84 P	0.0585 24/08/2023	0.062	0.062	0.0625	0.0625	0.0625	0.0625	0.0625	0.0625	0.0625			573,421	55	35,737.81	22,269.65	0.05	0.158	50204000
65,326,268	0.530					04/07/2007	19/07/2006	4750	SATO SA (CR)	0.043	---	0.043 24/08/2023	0.043	0.043	0.043	0.043	0.043	0.043	15357@0.043				5,000	2	215.00	2,809.03	0.018	0.069	40202015	
13,191,620	0.620					04/08/2010	09/09/2002	5232	YALCO - CONSTANTINOU (CR)	0.206	---	0.206 24/08/2023						1000@0.200	1850@0.210						2,717.47	0.12	0.28	40202020		
13,000,000	1.00					01/08/2007	07/04/2000	5093	AKRITAS SA (CR)	0.65	---	0.65 24/08/2023	0.585	0.585	0.585	0.585	0.585		91@0.585				385	12	225.23	8,450.00	0.414	0.67	50101035	
221,519,681	0.300					02/07/2008	28/02/2011	4957	ANEK LINES SA (CR)	0.272	1.49 P	0.268 24/08/2023	0.274	0.272	0.274	0.272	0.273	15000@0.270	43210@0.272					51,316	15	13,988.95	61,166.74	0.177	0.3	40501015
312,163	0.300					02/07/2008	28/02/2011	4959	ANEK LINES SA (PR, issue '90)	0.072	---	0.072 24/08/2023						39930@0.079							61,166.74	0.072	0.086	40501015		
2,969,713	0.300					02/07/2008	28/02/2011	4958	ANEK LINES SA (PR, issue '96)	0.3	---	0.3 24/08/2023						500@0.270							61,166.74	0.173	0.38	40501015		
17,579,754	4.16					18/08/2006	02/08/2010		BIOTER SA (CR)	0.3	4.90 P	0.286 24/08/2023	0.3	0.3	0.3	0.3	0.3	1000@0.290	1@0.300				4,120	6	1,236.00	5,273.93	0.198	0.398	50101010	
54,654,600	0.050					01/07/1998	30/12/2022	5275	VIS SA (CR)	0.318	---	0.318 24/08/2023	0.3	0.3	0.3	0.3	0.3	1663@0.300	2000@0.316		2022	2,000	2	600.00	17,380.16	0.136	0.378	50203030		
51,754,364	0.300					23/12/2003	24/01/2007	5197	SELECTED TEXT. IND. ASSOC (CR)	0.14	---	0.14 24/08/2023	0.131	0.131	0.131	0.131	0.131	1000@0.140	5000@0.154				13	1	1.70	7,245.61	0.11	0.202	55101020	
371,337,000	0.300					30/05/2013	01/07/2022		INTRALOT (CR)	0.63	-0.79 E	0.635 24/08/2023	0.63	0.63	0.63	0.63	0.63	63914700@0.625	5895@0.635				244,660	50	156,335.80	233,942.31	0.565	0.765	40501020	
15,842,391	1.51					15/07/2009	12/05/2000	5141	BITROS HOLDING SA (CR)	0.555	---	0.555 24/08/2023	0.505	0.505	0.505	0.505	0.505	800@0.505	600@0.570				1,000	2	505.00	8,792.53	0.376	0.82	55102010	
24,319,250	0.300					09/07/2002	04/07/2007	5165	PROODEFTIKH SA (CR)	0.5	---	0.5 24/08/2023	0.5	0.5	0.5	0.5	0.5	50@0.498	10397@0.500				300	3	150.00	12,159.63	0.4	0.6	50101010	
28,438,268	0.070					21/08/2006	24/11/1999	5253	SPIROYR AGRICULTURE SA (CR)	0.2	---	0.2 24/08/2023						290@0.182	7590@0.200						5,687.65	0.144	0.24	45102010		
1,011,000	1.00					01/07/2004	11/12/2012	5193	TRIA ALFA SA (CR)	10.2	-9.74 E	11.3 24/08/2023	10.2	10.2	10.2	10.2	10.2		300@11.30	78.12	2022		300	9	3,060.00	10,312.20	7.6	16.9	55101020	

## Suspension Status

66,948,210	0.300					22/09/2015	22/09/2015	5179	FOLLI FOLLIE (CR)	4.8	---	4.8 24/05/2018													321,351.41	4.8	4.8	40401030	
12,417,000	0.310					27/08/2019	28/08/2017	5233	MLS MULTIMEDIA SA (CR)	0.57	---	0.57 12/05/2020														7,077.69	0.57	0.57	10101015
6,330,002	0.300					25/06/2002	15/03/2019	5278	VARVARESSOS (CR)	0.24	---	0.24 02/05/2023														1,519.20	0.16	0.25	55101020
3,961,300	1.28					29/06/2004	03/08/2000	5248	DUROS SA (CR)	0.25	---	0.25 24/04/2023														990.33	0.2	0.3	40204020
7,085,888	1.59					02/07/1996	06/09/2010	5216	ELVIEMEK (CR)	2.6	---	2.6 30/09/2019														18,423.31	2.6	2.6	35101010
7,125,216	0.650					01/07/2005	14/12/1999	4955	KRE.KA SA (CR)	0.28	---	0.28 06/04/2023														1,995.06	0.17	0.43	45102010
7,734,375	1.00					09/07/2007	07/01/2011	5277	LIVANIS SA (CR)	0.125	---	0.125 28/04/2023														966.80	0.12	0.18	40301030

## Shares' Notes

Code	Note text
( )	- Adjusted dividends.
*	- Last adjusted closing price.
[1]	- Net dividends.
[2]	- The "Date of Last Coupon" for New listings refers to the date company's stocks started to trade in Athex
[3]	- The Company Market Value is referred to the number of outstanding shares
[4]	- Sectors codification can be found in Appendix A
[5]	- The Market Value refers to the total number of shares listed (including their several classes) in the exchange by the company.
[6]	- P/E greater than 100
[7]	- Last view of the Order Book before the end of the trading session
[8]	- All Blocks Methods' Transactions Value are included.
4750	- Transfer to the Under Surveillance Category from 8/4/2011.
4955	- Transfer to the Surveillance Category as from 5/4/2013.
4957	- Transfer to the Surveillance Category as from 5/4/2013.
4958	- Transfer to the Surveillance Category as from 5/4/2013.
4959	- Transfer to the Surveillance Category as from 5/4/2013.
5093	- Transfer to the Surveillance Category as of 8/4/2015.
5141	- Transfer to the Surveillance Category as of 10/05/2017.
5160	- Transfer to the Surveillance Category as of 15/04/2016.
5165	- Transfer to the Surveillance Category as of 15/02/2018.
5179	- Suspension of trading as of 25/05/2018.
5193	- Transfer to the Surveillance Category as of 25/10/2018.
5197	- Transfer to the Surveillance Category as of 07/11/2018.
5216	- Suspension of trading as of 01/10/2019.
5232	- Transfer to the Under Surveillance Category from 08/04/2011.
5233	- Suspension of trading as of 13/05/2020.
5248	- Transfer to the Surveillance Category as of 06/09/20116.
5253	- Transfer to the Surveillance Category as of 14/5/2021.
5275	- Transfer to the Surveillance Category as of 09/07/2020.
5277	- Suspension of trading as of 02/05/2023.
5278	- Suspension of trading as of 03/05/2023.

## Securities Blocks Details

Securities	Block Volume	Price	Block Trade Value	Time of approval	Note
INTRALOT (CR)	110,000	0.650	71,500.00	10:47:21	20
TITAN CEMENT (CB)	10,000	18.00	180,000.00	11:29:09	20
GR. SARANTIS S.A. (CR)	34,978	7.99	279,474.22	11:41:18	20
NATIONAL BANK (CR)	3,896	6.46	25,175.95	11:43:42	14
PIRAEUS FINANCIAL HOLD (CR)	17,153	3.37	57,757.58	11:44:27	14
AUTOHELLAS SA (CR)	10,000	13.50	135,000.00	13:50:47	20
EPSILON NET (CR)	44,209	10.70	473,036.30	15:41:14	20

## Blocks Notes

9 - Method 6-1 / Special Fees

10 - Method 6-1 / Special Fees, SDS

14 - Method 6-3 / Settlement, Incomplete Buy and Sell

18 - Method 6-2 / SPOT 1

19 - Method 6-2 / SPOT 2

20 - Method 6-1 and Method 6-1 Same Day Settlement

21 - Other Pre-agreed

**Shares Rights Details**

Occured date	Exercise from	Exercise until	Trading until	Rights	Price min	Price max	Closing price	Last Bid	Last Ask	Volume	Trades	Transactions Value
--------------	---------------	----------------	---------------	--------	-----------	-----------	---------------	----------	----------	--------	--------	--------------------

No Rights Transactions.

---

**Forced Sales Details**

---

Securities	Category of Security	Transactions Volume	Number of Trades	Transactions Value	Note
<b>No Forced Transactions.</b>					

---

---

**Forced Sales Notes**

---

- 1 - Compulsory Public Forced Sales
- 2 - Forced Sales of Fixed Registered Shares
- 3 - Forced Sales of Remaining Fractional Shares



## Exchange Traded Funds (ETFs) Characteristics

	Transactions Date (T)	Creation / Redemption	Units (T-1)	New Units (T-1)	Redemption Units (T-1)	Units (T) [1]	Fund Assets [2]	Net Unit Price	Dividend per Unit	Dividend Date
ALPHA ETF FTSE Athex Large Cap	25/08/2023	5,000	924,675	---	---	924,675	29,132,870.00	31.5061	0.62	03/07/2023

## ETFs Notes

[1] - Units (T) = Units (T-1) + New Units (T-1) - Redemption Units (T-1)

[2] - The Creation / Redemption Units of T-1 are included.

## Non Convertible Corporate Bonds - Regulated Market

Num Listed Bonds	Nominal price	Issue price	Today's Rate	Exp. Date	Duration (years)	Note	Coupon		Trading Unit	Corporate Bonds	Accrued Int.	Yield.T.Mat	Price min	Price max	Closing price	Previous closing price/date	Volume	Transactions Value	Last order		Date	ear min	Year max	
							Common	Preferred											Price	Buy / Sell				
100,000	1,000.00	1,000.00	2.95	11/02/2027	5	---	4	---	1	SAFE BULKERS PARTICIPATIONS PLC (Non Convertible)	1.4750	4.7300	93.9800	93.9800	93.9800	93.7310	23/08/2023	2,000	1,882.55	93.2000	B	25/08/2023	89.9269	97.9500
320,000	1,000.00	1,000.00	3.40	21/07/2027	7	---	7	---	1	LAMDA DEVELOPMENT S.A. (Non Convertible)	3.6833	4.7530	93.4000	93.8990	93.8000	93.9000	24/08/2023	23,000	21,601.69	93.2000	B	25/08/2023	91.4001	95.5000
200,000	1,000.00	1,000.00	2.10	27/10/2027	7	---	6	---	1	O.P.A.P. S.A. (Non Convertible)	7.2333	3.7910	92.9999	92.9999	92.9999	92.5000	24/08/2023	1,000	937.23	91.9000	B	25/08/2023	91.3710	95.4000
200,000	1,000.00	1,000.00	1.90	23/03/2028	7	---	5	---	1	MOTOR OIL CORINTH REFINERIES SA (Non Convertible)	8.3917	3.9100	91.0200	91.5000	91.3800	91.4430	24/08/2023	4,000	3,688.77	91.0200	B	25/08/2023	87.5500	92.6000
100,000	1,000.00	1,000.00	2.70	25/05/2026	5	---	5	---	1	COSTAMARE PARTICIPATIONS PLC (Non Convertible)	7.2000	4.1050	95.8499	95.8599	95.8499	95.9000	24/08/2023	3,000	2,897.30	95.0000	B	25/08/2023	92.1400	97.0000
300,000	1,000.00	1,000.00	2.30	20/07/2028	7	---	5	---	1	PRODEA REIC S.A.(Non Convertible)	2.5556	5.2200	86.3310	87.4600	87.4599	87.5070	24/08/2023	40,000	34,835.57	86.8000	B	25/08/2023	82.0100	89.1000
150,000	1,000.00	1,000.00	2.65	22/10/2026	5	---	4	---	1	CPLP SHIPPING HOLDINGS PLC (Non Convertible)	9.3486	4.6790	93.7000	93.7000	93.7000	93.2000	24/08/2023	1,000	946.35	93.1000	B	25/08/2023	92.5500	96.0000
250,000	1,000.00	1,000.00	2.45	16/11/2028	7	---	4	---	1	ELVALHALCOR S.A. (Non Convertible)	7.1458	4.3790	90.2800	90.8662	90.8656	89.4860	24/08/2023	41,000	37,383.36	89.1501	B	25/08/2023	85.6375	92.0000
500,000	1,000.00	1,000.00	2.75	03/07/2027	7	---	7	---	1	GEK TERNA S.A. (Non Convertible)	4.3542	4.6090	92.2000	92.8400	92.5000	92.8050	24/08/2023	37,000	34,366.08	92.3000	B	25/08/2023	86.8000	94.4535
300,000	1,000.00	1,000.00	2.30	14/12/2028	7	---	4	---	1	GEK TERNA S.A. (Non Convertible)	4.8556	4.8750	87.4100	88.9000	88.1983	87.5330	24/08/2023	14,000	12,415.74	87.4102	B	25/08/2023	82.1339	90.3500
175,000	1,000.00	1,000.00	3.40	26/07/2024	5	---	9	---	1	ATTICA HOLDINGS S.A. (Non Convertible)	3.2111	3.9540	99.0000	99.0000	99.0000	99.0200	24/08/2023	102,000	101,307.53	98.4000	B	25/08/2023	96.6179	99.4500
230,000	1,000.00	1,000.00	4.70	12/07/2029	7	---	3	---	1	LAMDA DEVELOPMENT S.A. (Non convertible)	6.2667	4.4600	99.4000	100.1500	100.0087	99.9880	24/08/2023	23,000	23,146.13	99.4000	B	25/08/2023	94.9889	101.0000
100,000	1,000.00	1,000.00	4.40	26/07/2029	7	---	3	---	1	CPLP SHIPPING HOLDINGS PLC (Non Convertible)	4.1556	4.4610	97.8966	100.2400	98.6894	100.2900	24/08/2023	6,000	5,946.30	98.0000	B	25/08/2023	97.2369	100.8000
200,000	1,000.00	1,000.00	3.60	12/03/2026	7	---	9	---	1	AEGEAN AIRLINES S.A. (Non Convertible)	16.9000	4.2210	96.9010	97.0101	96.9551	98.1000	24/08/2023	20,000	19,729.02	97.0611	B	25/08/2023	95.6301	98.9000
150,000	1,000.00	1,000.00	2.60	22/10/2026	7	---	8	---	1	TERNA ENERGY FINANCE S.A. (Non Convertible)	9.1722	4.4610	---	---	---	93.5120	24/08/2023	---	---	92.9801	B	25/08/2023	92.5000	95.7400
100,000	1,000.00	1,000.00	2.80	25/01/2027	5	---	4	---	1	PREMIA S.A. (Non Convertible)	2.7222	4.4340	94.4885	94.4885	94.4885	92.4530	22/08/2023	5,000	4,738.04	91.5565	B	25/08/2023	87.6862	95.9899
500,000	1,000.00	1,000.00	4.00	10/07/2030	7	---	1	---	1	MYTILINEOS S.A. (Non Convertible)	5.5556	4.0070	99.7100	99.9500	99.8505	99.9470	24/08/2023	70,000	70,247.64	99.7500	B	25/08/2023	99.7100	100.0700
120,000	1,000.00	1,000.00	3.95	04/04/2025	7	---	11	---	1	GEK TERNA S.A. (Non Convertible)	16.1292	3.3600	99.7800	99.8000	99.7900	99.8050	23/08/2023	20,000	20,280.58	99.5000	B	25/08/2023	97.5523	100.5000

## Corporate Bonds Notes

Transactions Volume = (Pieces) \* (Nominal Price). Transactions Value = (Pieces) \* (Nominal Price) \* (price %) + (Accrued interest).

The price of a Bond is stated as a percentage (%) of Bond's Nominal Price.

Nominal Price in Euros (€), except if it is noted differently.

## Non Convertible Corporate Bonds - Regulated Market

Num Listed Bonds	Nominal price	Issue price	Today's Rate	Exp. Date	Duration (years)	Note	Coupon		Trading Unit	Corporate Bonds	Accrued Int.	Yield.T.Mat	Price min	Price max	Closing price	Previous closing price/date	Volume	Transactions Value	Last order		ear min	Year max		
							Common	Preferred											Price	Buy / Sell			Date	
120,000	1,000.00	1,000.00	2.65	06/12/2028	7	---	4	---	1	NOVAL PROPERTY REIC (Non Convertible)	6.1833	4.4790	90.3500	91.3999	91.2000	90.4500	24/08/2023	48,000	43,847.80	85.6789	B	25/08/2023	84.3700	91.9500

## Corporate Bonds Notes

Transactions Volume = (Pieces) \* (Nominal Price). Transactions Value = (Pieces) \* (Nominal Price) \* (price %) + (Accrued interest).

The price of a Bond is stated as a percentage (%) of Bond's Nominal Price.

Nominal Price in Euros (€), except if it is noted differently.

## Government Bonds

Number Listed Bonds	Nominal price	Today's Rate	Accrued Interest Calc	Exp. Date [1]	Duration (years)	Note	Coupons Date	Curr. coupon value	Trading Unit	Government Bonds	Price min	Price max	Closing price	Previous closing price/date	Volume	Transactions Value	Price	Last order Buy / Sell	Date
4,500,000	1,000.00	1.88	Actual/Actual	04/02/2035	15	---	04/02	1.88	1	GGB-FXD-040235-15Y-1.875-1.000	---	---	---	---	---	---	---	---	---
1,805,793	1,000.00	3.45	Actual/Actual	02/04/2024	5	---	02/04	3.45	1	GGB-FXD-020424-05Y-3.450-1.000	---	---	---	---	---	---	---	---	---
6,000,000	1,000.00	0.75	Actual/Actual	18/06/2031	10	---	18/06	0.75	1	GGB-FXD-180631-10Y-0.750-1.000	---	---	---	---	---	---	---	---	---
2,750,000	1,000.00	3.88	Actual/Actual	15/06/2028	5	---	15/06	3.88	1	GGB-FXD-150628-05Y-3.875-1.000	---	---	---	---	---	---	---	---	---
5,962,747,327	1.00	3.75	Actual/Actual	30/01/2028	10	---	/02 - 01/02 - 31/	3.75	1	GGB-FXD-300128-10Y-3.750-1.000	---	---	---	85.4610 13/07/2018	---	---	1.0000	B	28/11/2018
7,067,309,386	1.00	3.90	Actual/Actual	30/01/2033	15	---	/02 - 01/02 - 31/	3.90	1	GGB-FXD-300133-15Y-3.900-1.000	---	---	---	78.6730 13/07/2018	---	---	1.0000	B	28/11/2018
5,622,848,349	1.00	4.00	Actual/Actual	30/01/2037	19	---	/02 - 01/02 - 31/	4.00	1	GGB-FXD-300137-19Y-4.000-1.000	---	---	---	77.0370 13/07/2018	---	---	1.0000	B	28/11/2018
5,476,770,669	1.00	4.20	Actual/Actual	30/01/2042	24	---	/02 - 01/02 - 31/	4.20	1	GGB-FXD-300142-24Y-4.200-1.000	---	---	---	77.7640 13/07/2018	---	---	1.0000	B	28/11/2018
48,794,718	1.00	4.30	Actual/Actual	24/02/2024	12	---	24/02	4.30	1	GGB-FXD-240224-12Y-2.000-1.000	---	---	---	10.0000 22/06/2015	---	---	---	---	---
40,248,141	1.00	4.30	Actual/Actual	24/02/2025	13	---	24/02	4.30	1	GGB-FXD-240225-13Y-2.000-1.000	---	---	---	10.0000 22/06/2015	---	---	---	---	---
59,586,043	1.00	4.30	Actual/Actual	24/02/2026	14	---	24/02	4.30	1	GGB-FXD-240226-14Y-2.000-1.000	---	---	---	10.0000 22/06/2015	---	---	---	---	---
41,118,344	1.00	4.30	Actual/Actual	24/02/2027	15	---	24/02	4.30	1	GGB-FXD-240227-15Y-2.000-1.000	---	---	---	10.0000 22/06/2015	---	---	---	---	---
45,137,734	1.00	4.30	Actual/Actual	24/02/2028	16	---	24/02	4.30	1	GGB-FXD-240228-16Y-2.000-1.000	---	---	---	10.0000 22/06/2015	---	---	---	---	---
61,768,888	1.00	4.30	Actual/Actual	24/02/2029	17	---	24/02	4.30	1	GGB-FXD-240229-17Y-2.000-1.000	---	---	---	10.0000 22/06/2015	---	---	---	---	---
54,567,744	1.00	4.30	Actual/Actual	24/02/2030	18	---	24/02	4.30	1	GGB-FXD-240230-18Y-2.000-1.000	---	---	---	10.0000 22/06/2015	---	---	---	---	---
37,541,515	1.00	4.30	Actual/Actual	24/02/2031	19	---	24/02	4.30	1	GGB-FXD-240231-19Y-2.000-1.000	---	---	---	10.0000 22/06/2015	---	---	---	---	---
37,558,317	1.00	4.30	Actual/Actual	24/02/2032	20	---	24/02	4.30	1	GGB-FXD-240232-20Y-2.000-1.000	---	---	---	10.0000 22/06/2015	---	---	---	---	---
37,473,732	1.00	4.30	Actual/Actual	24/02/2033	21	---	24/02	4.30	1	GGB-FXD-240233-21Y-2.000-1.000	---	---	---	10.0000 22/06/2015	---	---	---	---	---
33,888,293	1.00	4.30	Actual/Actual	24/02/2034	22	---	24/02	4.30	1	GGB-FXD-240234-22Y-2.000-1.000	---	---	---	10.0000 22/06/2015	---	---	---	---	---
35,177,800	1.00	4.30	Actual/Actual	24/02/2035	23	---	24/02	4.30	1	GGB-FXD-240235-23Y-2.000-1.000	---	---	---	10.0000 22/06/2015	---	---	---	---	---
35,547,268	1.00	4.30	Actual/Actual	24/02/2036	24	---	24/02	4.30	1	GGB-FXD-240236-24Y-2.000-1.000	---	---	---	10.0000 22/06/2015	---	---	---	---	---
40,246,306	1.00	4.30	Actual/Actual	24/02/2037	25	---	24/02	4.30	1	GGB-FXD-240237-25Y-2.000-1.000	---	---	---	10.0000 22/06/2015	---	---	---	---	---
37,643,952	1.00	4.30	Actual/Actual	24/02/2038	26	---	24/02	4.30	1	GGB-FXD-240238-26Y-2.000-1.000	---	---	---	10.0000 22/06/2015	---	---	---	---	---
36,977,100	1.00	4.30	Actual/Actual	24/02/2039	27	---	24/02	4.30	1	GGB-FXD-240239-27Y-2.000-1.000	---	---	---	10.0000 22/06/2015	---	---	---	---	---
41,615,000	1.00	4.30	Actual/Actual	24/02/2040	28	---	24/02	4.30	1	GGB-FXD-240240-28Y-2.000-1.000	---	---	---	10.0000 22/06/2015	---	---	---	---	---
42,227,208	1.00	4.30	Actual/Actual	24/02/2041	29	---	24/02	4.30	1	GGB-FXD-240241-29Y-2.000-1.000	---	---	---	10.0000 22/06/2015	---	---	---	---	---
68,288,487	1.00	4.30	Actual/Actual	24/02/2042	30	---	24/02	4.30	1	GGB-FXD-240242-30Y-2.000-1.000	---	---	---	10.0000 22/06/2015	---	---	---	---	---
4,000,000	1,000.00	3.88	Actual/Actual	12/03/2029	10	---	12/03	3.88	1	GGB-FXD-120329-10Y-3.875-1.000	---	---	---	---	---	---	100.0000	B	15/10/2019
4,500,000	1,000.00	0.00	Actual/Actual	12/02/2026	5	---	12/02	0.00	1	GGB-FXD-120226-05Y-0.000-1.000	---	---	---	---	---	---	---	---	---
2,209,163	1,000.00	3.38	Actual/Actual	15/02/2025	7	---	15/02	3.38	1	GGB-FXD-150225-07Y-3.375-1.000	---	---	---	---	---	---	---	---	---
964,000	1,000.00	3.25	Actual/Actual	20/03/2025	6	---	20/03	3.25	1	GGB-FXD-200325-06Y-3.250-1.000	---	---	---	---	---	---	---	---	---
2,100,000	1,000.00	3.55	Actual/Actual	20/03/2026	7	---	20/03	3.55	1	GGB-FXD-200326-07Y-3.550-1.000	---	---	---	---	---	---	---	---	---
40,000	1,000.00	2.18	FLR Actual/360	16/09/2023	1	---	16/03 - 16/09	---	1	GGB-FLT-160923-01Y-2.178-1.000	---	---	---	---	---	---	---	---	---
5,500,000	1,000.00	1.50	Actual/Actual	18/06/2030	10	---	18/06	1.50	1	GGB-FXD-180630-10Y-1.500-1.000	---	---	---	---	---	---	---	---	---

## Government Bonds Notes

Transactions Volume = (Pieces) \* (Nominal Price). Transactions Value = (Pieces) \* (Nominal Price) \* (price %) + (Accrued interest).

The Value of current coupon for the issues with NV 0.01 euro refers to NV 100 euros

FLR: Floating Interest Rate.

[1] - The Expiration Date of the interest bearing period and the Date for coupon payment.

## Government Bonds

Number Listed Bonds	Nominal price	Today's Rate	Accrued Interest Calc	Exp. Date [1]	Duration (years)	Note	Coupons Date	Curr. coupon value	Trading Unit	Government Bonds	Price min	Price max	Closing price	Previous closing price/date	Volume	Transactions Value	Price	Last order Buy / Sell	Date
3,500,000	1,000.00	4.38	Actual/Actual	18/07/2038	15	---	18/07	4.38	1	GGB-FXD-180738-15Y-4.375-1.000	---	---	---	---	---	---	---	---	---
5,364,250	1,000.00	3.25	Actual/Actual	20/03/2050	30	---	20/03	3.25	1	GGB-FXD-200350-30Y-3.250-1.000	---	---	---	---	---	---	---	---	---
3,924,361	1,000.00	2.00	Actual/Actual	22/04/2027	7	---	22/04	2.00	1	GGB-FXD-220427-07Y-2.000-1.000	---	---	---	---	---	---	99.9000	B	22/04/2020
2,500,000	1,000.00	1.88	Actual/Actual	23/07/2026	7	---	23/07	1.88	1	GGB-FXD-230726-07Y-1.875-1.000	---	---	---	---	---	---	---	---	---
4,050,000	1,000.00	4.25	Actual/Actual	15/06/2033	10	---	15/06	4.25	1	GGB-FXD-150633-10Y-4.250-1.000	---	---	---	---	---	---	---	---	---
3,500,000	1,000.00	1.88	Actual/Actual	24/01/2052	30	---	24/01	1.88	1	GGB-FXD-240152-30Y-1.875-1.000	---	---	---	---	---	---	---	---	---
3,700,000	1,000.00	1.75	Actual/Actual	18/06/2032	10	---	18/06	1.75	1	GGB-FXD-180632-10Y-1.750-1.000	---	---	---	---	---	---	---	---	---
2,200,000	1,000.00	1.13	FLR Actual/360	15/12/2027	5	---	- 15/12 - 15/03 -	---	1	GGB-FLT-151227-05Y-1.130-1.000	---	---	---	---	---	---	102.1600	B	30/12/2022

## Government Bonds Notes

Transactions Volume = (Pieces) \* (Nominal Price). Transactions Value = (Pieces) \* (Nominal Price) \* (price %) + (Accrued interest).

The Value of current coupon for the issues with NV 0.01 euro refers to NV 100 euros

FLR: Floating Interest Rate.

[1] - The Expiration Date of the interest bearing period and the Date for coupon payment.

## Treasury Bills &amp; Zero Coupon Government Bonds

Issue Date	13-Week Maturity									26-Week Maturity									52-Week Maturity								
	Exp. Date	Initial Rate	Num Listed Bonds	Nominal price	Issue price	Last Trade Price	Last Trade Date	Volume Traded	Note	Exp. Date	Initial Rate	Num Listed Bonds	Nominal price	Issue price	Last Trade Price	Last Trade Date	Volume Traded	Note	Exp. Date	Initial Rate	Num Listed Bonds	Nominal price	Issue price	Last Trade Price	Last Trade Date	Volume Traded	Note
09/09/2022	---	---	---	---	---	---	---	---	---	---	---	---	---	---	---	---	---	---	08/09/2023	1.97	1,000,000	1,000.00	980.47	---	---	---	---
09/12/2022	---	---	---	---	---	---	---	---	---	---	---	---	---	---	---	---	---	---	08/12/2023	2.73	600,000	1,000.00	973.10	---	---	---	---
10/03/2023	---	---	---	---	---	---	---	---	---	---	---	---	---	---	---	---	---	---	08/03/2024	3.75	1,000,000	1,000.00	963.46	---	---	---	---
09/06/2023	---	---	---	---	---	---	---	---	---	---	---	---	---	---	---	---	---	---	07/06/2024	3.84	1,600,000	1,000.00	962.60	---	---	---	---

Bonds in Circulation	Currency / Min nominal traded Value	Coupons Payment Date	Current Coupon Value	Note	Coupon	Trading Unit	Issue Date	Duration (years)	Today's Interest	A.I.C in days	Bonds	Last price of previous days		Last Outcry in Cash (euro)			Trades in Pieces	Life min	Life Max
												Price	Buy / Sell	Date	Price	Buy / Sell			
<b>Corporate Bonds in Foreign Currency and Euro</b>																			
103,746	GBP / 10	01/12	0.25	---	64	1	01/12/1930	98	2.5	360	National Mortgage Bank	2.27	05/02/1996	2.27	S	05/02/1996	---	2.27	2.27
0	GBP / 10	01/12	0.25	---	66	1	01/12/1928	100	2.5	360	National Mortgage Bank	---	---	---	---	---	---	---	---

## Government Bonds Notes

A.I.C: Accrued Interest Calculation base.

FLR: Floating Interest Rate.

The minimum tradeable Nominal Value for all Demeterialised Government Titles is 100 Euros.

(μφρ-0)

## Athex &amp; ATHEXClear Members List

Member Name				Stock Market			Derivatives Market		ATHEXClear Member	
	Address	Phone	Fax	Market Member	Remote Member	Market Maker	Proprietary	Market Maker	General Clearing	Direct Clearing
A. SARRIS SECURITIES S.A.				a						
6, ΔΡΑΓΑΤΣΑΝΙΟΥ 6 ΑΘΗΝΑ	2103367700									
AEONIC SECURITIES C.I.F. P.L.C.				a						
, ΛΑΪΟΥ 6, ΓΡ. 301B, ANNA COURT	35725337600									
ALPHA BANK S.A.									a	
, ΣΤΑΔΙΟΥ 40 ΑΘΗΝΑ	2103260000									
ALPHA FINANCE INVESTMENT SERVICES SINGLE MEMBER SA				a		a	a	a		a
5, ΠΑΝΕΠΙΣΤΗΜΙΟΥ 45 ΑΘΗΝΑ	2103677400									
ARGUS STOCKBROKERS LTD				a	a		a			
25, 25 ΛΕΩΦΟΡΟΣ ΔΗΜΟΣΘΕΝΗ ΣΕΒΕΡΗ	0035722717000									
ATLANTIC SECURITIES LTD				a	a					
37, ΠΡΟΔΡΟΜΟΥ 37	0035722445400									
AXON SECURITIES S.A.				a			a			
48, ΣΤΑΔΙΟΥ 48 ΑΘΗΝΑ	2103363800									
BETA SECURITIES S.A.				a		a	a			a
29, Λ. ΑΛΕΞΑΝΔΡΑΣ 29 ΑΘΗΝΑ	2106478930									
BNP PARIBAS S.A.									a	
, ΛΑΜΨΑΚΟΥ 2 ΑΘΗΝΑ	2107468525									
BOFA SECURITIES EUROPE SA				a	a					
, 112 AVENUE KL'BER 75116	+33 153655555									
CAPITAL SECURITIES S.A.				a			a			
58, ΜΗΤΡΟΠΟΛΕΩΣ 58 ΑΘΗΝΑ	2103369700									
CITIGROUP GLOBAL MARKETS EUROPE AG				a	a					
16, REUTERWEG 16	+49 691366-0									
CITIGROUP GLOBAL MARKETS LIMITED				a						
1, 33 CANADA SQUARE -CANARY WHARF	+44 02079864000									
CREDIT SUISSE BANK (EUROPE), S.A.				a	a					
, CALLE AYALA 42, 3A PLANTA-B MADRID	+34917916000									
CREDIT SUISSE SECURITIES (EUROPE) LIMITED				a						
1, ONE CABOT SQUARE LONDON	+44 2078888888									
CYCLOS SECURITIES S.A.				a			a			
39, ΧΑΡΙΛΑΟΥ ΤΡΙΚΟΥΠΗ 6-8-10 ΑΘΗΝΑ	2103364300									
DEUTSCHE BANK S.A.					a					
1, GREAT WINCHESTER STREET LONDON	+44 20 754 54209	00441133361437								
EUROBANK EQUITIES INVESTMENT FIRM SINGLE MEMBER SA				a		a	a	a		a
, ΦΙΛΕΛΛΗΝΩΝ 10 & ΞΕΝΟΦΩΝΤΟΣ 13 ΑΘΗΝΑ	2103720425									
EUROBANK S.A.									a	
, ΟΘΩΝΟΣ 8 ΑΘΗΝΑ	2144043907									
EUROCORP INVESTMENT SERVICES S.A.				a			a			a
14, ΠΛ.ΦΙΛΙΚΗΣ ΕΤΑΙΡΕΙΑΣ 14 ΑΘΗΝΑ	2107263600									
EUOTRUST INVESTMENT FIRM SA				a						
113, ΣΕΒΑΣΤΟΥΠΟΛΕΩΣ 113 ΑΘΗΝΑ	2103363100									
EUROXX SECURITIES S.A.				a		a	a	a		a
7, ΠΑΛΑΙΟΛΟΓΟΥ ΧΑΛΑΝΔΡΙ	(210)-6879400	(210)-6879401								
7, ΠΑΛΕΟΛΟΓΟΥ ΧΑΛΑΝΔΡΙ	+30 2106879400	210-6879401								
FREEDOM FINANCE EUROPE LTD				a	a					
, ΧΡΙΣΤΑΚΗ ΚΡΑΝΟΥ 20	035725257786									
G. A. PERVANAS SECURITIES- INVESTMENT SERVICES S.A.				a						
7-9, ΣΟΦΟΚΛΕΟΥΣ 7-9 ΑΘΗΝΑ	2103727200									
GLOBAL CAPITAL SECURITIES & FINANCIAL SERVICES LTD				a	a					
50, ΛΑΡΧΙΕΠΙΣΚΟΠΟΥ ΜΑΚΑΡΙΟΥ Γ50	0035722710710									
GREENPOST TRADING EUROPE LTD				a	a	a				
, ΚΙΜΩΝΟΣ 3, ACROPOLIS MANSIONS, 2ND FLOOR, FLAT/OFFICE 202	035722521389									
HELLENIC AMERICAN SECURITIES S.A.				a		a	a			a
27, ΑΝΔΡΕΑ ΠΑΠΑΝΔΡΕΟΥ 27 ΜΑΡΟΥΣΙ	2103311100									
HELLENIC BANK (INVESTMENTS) LTD					a					
, ΑΥΞ.ΚΥΡΙΑΚΟΥ ΜΑΤΣΙ 31 - PO BOX 24747 NICOSIA	+357 22500100	357 22500110								
HSBC CONTINENTAL EUROPE									a	
109-111, Λ.ΜΕΣΟΓΕΙΩΝ 109-111	2106960000									
INDEX SECURITIES S.A.				a						
6, ΔΡΑΓΑΤΣΑΝΙΟΥ 6 ΑΘΗΝΑ	2103213920									
J. CHR. MAVRIKIS SECURITIES S.A.				a						
5, ΣΟΦΟΚΛΕΟΥΣ 5 ΑΘΗΝΑ	2103216730									



## Athex &amp; ATHEXClear Members List

Member Name				Stock Market			Derivatives Market		ATHEXClear Member	
	Address	Phone	Fax	Market Member	Remote Member	Market Maker	Proprietary	Market Maker	General Clearing	Direct Clearing
KAPPA SECURITIES S.A.				a			a			
15, ΒΑΛΑΩΡΙΤΟΥ 15 ΑΘΗΝΑ	2103678600									
KARAMANOF SECURITIES & INVESTMENT SERVICES S.A.				a						
2, ΠΛ.ΑΓ.ΘΕΟΔΩΡΩΝ 2 ΑΘΗΝΑ	2103212947									
LAIKI FINANCIAL SERVICES LTD					a					
26, AVE. VYRONOS NICOSIA	357 22367367	357 22718567								
LEON DEPOLAS SECURITIES S.A.				a		a	a			
1, ΧΡΗΣΤΟΥ ΛΑΔΑ 1 ΑΘΗΝΑ	2103213276 -28									
MEGA EQUITY SECURITIES & FINANCIAL SERVICES PUBLIC LTD				a	a		a			
42-44, ΛΕΩΦ.ΓΡΙΒΑ ΔΙΓΕΝΗ 42-44	0035722711711									
MERIT SECURITIES S.A				a		a	a			a
5, ΣΟΦΟΚΛΕΟΥΣ 5 ΑΘΗΝΑ	2103671880									
MERRILL LYNCH INTERNATIONAL				a						
2, 2 KING EDWARD STREET LONDON	+44 20276281000									
N. CHRYSOCHOIDIS SECURITIES S.A.				a			a			a
7-9, ΣΟΦΟΚΛΕΟΥΣ 7-9 ΑΘΗΝΑ	2103213913									
NATIONAL BANK OF GREECE S.A.				a		a	a		a	
86, ΑΙΟΛΟΥ ΣΤΡ. ΑΘΗΝΑ	(210)-3341000	(210)-3228187								
68, ΑΚΑΔΙΜΙΑΣ ΣΤΡ. ΑΘΗΝΑ	(210)-3328817	(210)-3328678								
NATIONAL SECURITIES SINGLE MEMBER SA				a		a	a	a		
66, ΛΕΩΦΟΡΟΣ ΑΘΗΝΩΝ 128-132 & ΙΦΙΓΕΝΙΑΣ ΑΘΗΝΑ	2103328784									
NUNTIUS BROKERAGE AND INVESTMENT SERVICES S.A				a						
6, ΔΡΑΓΑΤΣΑΝΙΟΥ 6 ΑΘΗΝΑ	2103350599									
ONE PLUS CAPITAL LIMITED				a	a					
, 75 PRODROMOU AVENUE NICOSIA 1307	35722873760									
OPTIMA BANK S.A.				a		a	a	a	a	
32, ΑΙΓΙΑΛΕΙΑΣ 32 & ΠΑΡΑΔΕΙΣΟΥ ΜΑΡΟΥΣΙ	2108173663									
PANCRETA BANK S.A									a	
, ΙΚΑΡΟΥ 5	2810 338800									
PANTELAKIS SECURITIES S.A.				a		a	a	a		
57, ΕΘΝΙΚΗΣ ΑΝΤΙΣΤΑΣΕΩΣ 57, ΚΤΙΡΙΟ Β CHALANDRI	2106965000									
PIRAEUS BANK S.A.				a			a		a	
, ΑΜΕΡΙΚΗΣ 4 ΑΘΗΝΑ	2103335000									
PIRAEUS SECURITIES S. A.				a		a	a	a		a
10, ΣΤΑΔΙΟΥ 10 ΑΘΗΝΑ	2103354100									
PROCHOICE SECURITIES LTD				a	a					
57, ΛΕΩΦ.ΣΠΥΡΟΥ ΚΥΠΡΙΑΝΟΥ 57, ΑΚΙΝΗΤΑ Φ	035724661192									
SHARELINK SECURITIES & FINANCIAL SERVICES LTD				a			a			
6, HOUSE-ΘΕΟΤΟΚΗ 6 ΜΕΓΑΡΟ ΕΛΜΗΝΑ	+357 22554200									
SOCIETE GENERALE S.A.				a	a		a			
, 17 COURS VALMY, CEDEX	+157290504									
SOLIDUS SECURITIES S.A				a			a			a
64, ΛΟΥΙΖΗΣ ΠΙΑΝΚΟΥΡ 64 ΑΘΗΝΑ	2106900600									
ST. EM. LAVRENTAKIS SECURITIES S.A.				a			a			
7-9, ΣΟΦΟΚΛΕΟΥΣ 7-9 ΑΘΗΝΑ	2103213336									
THE CYPRUS INVESTMENT & SECURITIES CORPORATION LTD				a	a					
154, ΑΓΙΟΥ ΠΡΟΚΟΠΙΟΥ & ΠΟΣΕΙΔΩΝΟΣ 1	0035722121700									
UBS EUROPE SE				a	a					
, OPERNTURM, BOCKENHEIMER LANDSTRASSE 2-4	496921790									
UBS LIMITED					a					
1, FINSBURY AVENUE LONDON	+44 2075687135									

## List of Stocks under Market Making operations

Securities	Market Maker	Start Market Making	Stock Category	Suspension Status
MLS MULTIMEDIA SA (CR)				
	PIRAEUS SECURITIES S. A.	01/08/2019		
ALPHA ETF FTSE Athex Large Cap			Exchange Traded Funds (ETFs)	
	ALPHA FINANCE INVESTMENT SERVICES SINGLE MEMBER SA	02/01/1900		
	NATIONAL SECURITIES SINGLE MEMBER SA	02/01/1900		
ADMIE (IPTO) HOLDING S.A. (CR)			Main Market	
	EUROBANK EQUITIES INVESTMENT FIRM SINGLE MEMBER SA	24/05/2021		
	HELLENIC AMERICAN SECURITIES S.A.	09/03/2020		
	PIRAEUS SECURITIES S. A.	29/06/2017		
AEGEAN AIRLINES (CR)			Main Market	
	EUROBANK EQUITIES INVESTMENT FIRM SINGLE MEMBER SA	22/09/2020		
ALPHA SERVICES HOLD (CR)			Main Market	
	ALPHA FINANCE INVESTMENT SERVICES SINGLE MEMBER SA	29/02/2016		
	EUROBANK EQUITIES INVESTMENT FIRM SINGLE MEMBER SA	22/10/2006		
	GREENPOST TRADING EUROPE LTD	12/06/2023		
	HELLENIC AMERICAN SECURITIES S.A.	25/07/2014		
	LEON DEPOLAS SECURITIES S.A.	04/01/2016		
	MERIT SECURITIES S.A	03/09/2012		
	NATIONAL SECURITIES SINGLE MEMBER SA	02/01/1900		
	PIRAEUS SECURITIES S. A.	28/05/2009		
ALPHA TRUST (CR)			Main Market	
	EUROBANK EQUITIES INVESTMENT FIRM SINGLE MEMBER SA	06/02/2023		
	LEON DEPOLAS SECURITIES S.A.	04/01/2021		
ALUMIL (CR)			Main Market	
	PIRAEUS SECURITIES S. A.	31/07/2023		
ANDROMEDA SA (CR)			Main Market	
	BETA SECURITIES S.A.	15/02/2021		
	OPTIMA BANK S.A.	03/04/2023		
ATTICA BANK S.A. (CR)			Main Market	
	EUROXX SECURITIES S.A.	22/01/2016		
	PIRAEUS SECURITIES S. A.	20/09/2017		
AUSTRIACARD (CB)			Main Market	
	BETA SECURITIES S.A.	23/03/2023		
	EUROBANK EQUITIES INVESTMENT FIRM SINGLE MEMBER SA	15/05/2023		
AUTOHELLAS SA (CR)			Main Market	
	ALPHA FINANCE INVESTMENT SERVICES SINGLE MEMBER SA	01/07/2019		
	EUROXX SECURITIES S.A.	02/07/2018		
AVAX S.A. (CR)			Main Market	
	EUROBANK EQUITIES INVESTMENT FIRM SINGLE MEMBER SA	14/12/2015		
	PIRAEUS SECURITIES S. A.	01/02/2021		
AVE (CR)			Main Market	
	EUROXX SECURITIES S.A.	05/06/2020		
BRIQ PROPERTIES (CR)			Main Market	
	EUROBANK EQUITIES INVESTMENT FIRM SINGLE MEMBER SA	09/09/2019		
	LEON DEPOLAS SECURITIES S.A.	22/02/2021		
CC HBC AG (CR)			Main Market	
	BETA SECURITIES S.A.	08/03/2021		
	NATIONAL SECURITIES SINGLE MEMBER SA	02/01/1900		
	PIRAEUS SECURITIES S. A.	04/05/2015		
CENERGY HOLDINGS (CB)			Main Market	
	ALPHA FINANCE INVESTMENT SERVICES SINGLE MEMBER SA	02/01/2016		
	EUROBANK EQUITIES INVESTMENT FIRM SINGLE MEMBER SA	02/01/2016		
	OPTIMA BANK S.A.	14/03/2022		
	PANTELAKIS SECURITIES S.A.	27/12/2022		
CNL CAPITAL (CR)			Main Market	
	MERIT SECURITIES S.A	01/10/2018		
DIMAND (CR)			Main Market	
	ALPHA FINANCE INVESTMENT SERVICES SINGLE MEMBER SA	08/08/2022		
	EUROBANK EQUITIES INVESTMENT FIRM SINGLE MEMBER SA	08/08/2022		
	PANTELAKIS SECURITIES S.A.	15/05/2023		
EKTER SA (CR)			Main Market	
	BETA SECURITIES S.A.	26/09/2022		
	EUROBANK EQUITIES INVESTMENT FIRM SINGLE MEMBER SA	16/10/2017		
	LEON DEPOLAS SECURITIES S.A.	21/05/2018		
ELASTRON (CR)			Main Market	
	LEON DEPOLAS SECURITIES S.A.	20/02/2017		

List of Stocks under Market Making operations

Securities	Stock Category
Market Maker	Start Market Making
<b>ELLAKTOR (CR)</b>	Main Market
ALPHA FINANCE INVESTMENT SERVICES SINGLE MEMBER SA	18/03/2019
EUROBANK EQUITIES INVESTMENT FIRM SINGLE MEMBER SA	01/06/2012
EUROXX SECURITIES S.A.	24/09/2018
NATIONAL SECURITIES SINGLE MEMBER SA	02/01/1900
PIRAEUS SECURITIES S. A.	22/10/2018
<b>ELTON SA (CR)</b>	Main Market
EUROBANK EQUITIES INVESTMENT FIRM SINGLE MEMBER SA	28/11/2022
OPTIMA BANK S.A.	30/01/2023
<b>ELVALHALCOR (CR)</b>	Main Market
ALPHA FINANCE INVESTMENT SERVICES SINGLE MEMBER SA	07/05/2018
BETA SECURITIES S.A.	09/01/2023
EUROBANK EQUITIES INVESTMENT FIRM SINGLE MEMBER SA	07/05/2018
<b>ENTERSOFT (CR)</b>	Main Market
ALPHA FINANCE INVESTMENT SERVICES SINGLE MEMBER SA	23/03/2023
EUROBANK EQUITIES INVESTMENT FIRM SINGLE MEMBER SA	22/06/2020
<b>EUROBANK HOLDINGS (CR)</b>	Main Market
ALPHA FINANCE INVESTMENT SERVICES SINGLE MEMBER SA	09/01/2006
EUROBANK EQUITIES INVESTMENT FIRM SINGLE MEMBER SA	01/06/2012
GREENPOST TRADING EUROPE LTD	12/06/2023
HELLENIC AMERICAN SECURITIES S.A.	25/07/2014
LEON DEPOLAS SECURITIES S.A.	30/11/2018
MERIT SECURITIES S.A	06/11/2017
NATIONAL SECURITIES SINGLE MEMBER SA	02/01/1900
PIRAEUS SECURITIES S. A.	28/09/2009
<b>EUROCONSULTANTS S.A. (CR)</b>	Main Market
OPTIMA BANK S.A.	01/02/2023
<b>EYDAP S.A. (CR)</b>	Main Market
ALPHA FINANCE INVESTMENT SERVICES SINGLE MEMBER SA	27/01/2020
EUROBANK EQUITIES INVESTMENT FIRM SINGLE MEMBER SA	10/06/2019
<b>FOURLIS (CR)</b>	Main Market
EUROBANK EQUITIES INVESTMENT FIRM SINGLE MEMBER SA	01/12/2016
PIRAEUS SECURITIES S. A.	06/03/2017
<b>GEK TERNA (CR)</b>	Main Market
BETA SECURITIES S.A.	08/03/2021
EUROBANK EQUITIES INVESTMENT FIRM SINGLE MEMBER SA	24/05/2021
PIRAEUS SECURITIES S. A.	29/08/2019
<b>GR. SARANTIS S.A. (CR)</b>	Main Market
BETA SECURITIES S.A.	14/05/2012
EUROBANK EQUITIES INVESTMENT FIRM SINGLE MEMBER SA	24/10/2016
<b>HELLENIC EXCHANGES-A.S.E. (CR)</b>	Main Market
HELLENIC AMERICAN SECURITIES S.A.	01/09/2014
NATIONAL SECURITIES SINGLE MEMBER SA	02/01/1900
PIRAEUS SECURITIES S. A.	04/05/2015
<b>HELLENIQ ENERGY (CR)</b>	Main Market
HELLENIC AMERICAN SECURITIES S.A.	14/09/2015
PIRAEUS SECURITIES S. A.	20/03/2017
<b>IDEAL HOLDINGS (CR)</b>	Main Market
EUROBANK EQUITIES INVESTMENT FIRM SINGLE MEMBER SA	07/06/2021
PIRAEUS SECURITIES S. A.	07/06/2021
<b>INTERCONTINENTAL (CR)</b>	Main Market
LEON DEPOLAS SECURITIES S.A.	03/06/2019
<b>INTERLIFE G.C.I.(CR)</b>	Main Market
BETA SECURITIES S.A.	24/10/2022
<b>INTERWOOD-XYLEMPORIA (CR)</b>	Main Market
EUROBANK EQUITIES INVESTMENT FIRM SINGLE MEMBER SA	05/07/2021
PANTELAKIS SECURITIES S.A.	01/07/2021
<b>INTRAKAT (CR)</b>	Main Market
BETA SECURITIES S.A.	04/10/2021
PANTELAKIS SECURITIES S.A.	10/10/2022
<b>JUMBO SA (CR)</b>	Main Market
BETA SECURITIES S.A.	01/02/2021
EUROBANK EQUITIES INVESTMENT FIRM SINGLE MEMBER SA	25/05/2020
GREENPOST TRADING EUROPE LTD	12/06/2023
MERIT SECURITIES S.A	06/11/2017
PIRAEUS SECURITIES S. A.	06/03/2017
<b>KLOUKINAS - LAPPAS SA (CR)</b>	Main Market
OPTIMA BANK S.A.	02/01/2023

## List of Stocks under Market Making operations

Securities	Stock Category
Market Maker	Start Market Making
<b>KRI-KRI S.A. (CR)</b>	<b>Main Market</b>
EUROBANK EQUITIES INVESTMENT FIRM SINGLE MEMBER SA	07/05/2018
LEON DEPOLAS SECURITIES S.A.	16/01/2017
<b>LAMDA DEVELOPMENT SA (CR)</b>	<b>Main Market</b>
EUROBANK EQUITIES INVESTMENT FIRM SINGLE MEMBER SA	08/12/2014
PANTELAKIS SECURITIES S.A.	06/11/2017
PIRAEUS SECURITIES S. A.	29/06/2017
<b>LAMPSA HOTEL SA (CR)</b>	<b>Main Market</b>
LEON DEPOLAS SECURITIES S.A.	16/01/2017
<b>MIG (CR)</b>	<b>Main Market</b>
PIRAEUS SECURITIES S. A.	02/02/2009
<b>MOTODYNAMICS S.A. (CR)</b>	<b>Main Market</b>
OPTIMA BANK S.A.	25/08/2023
<b>MOTOR OIL (CR)</b>	<b>Main Market</b>
BETA SECURITIES S.A.	08/03/2021
EUROBANK EQUITIES INVESTMENT FIRM SINGLE MEMBER SA	22/10/2006
GREENPOST TRADING EUROPE LTD	12/06/2023
LEON DEPOLAS SECURITIES S.A.	01/04/2019
MERIT SECURITIES S.A	25/02/2019
NATIONAL SECURITIES SINGLE MEMBER SA	02/01/1900
PIRAEUS SECURITIES S. A.	04/05/2015
<b>MPLK KEDROS (CR)</b>	<b>Main Market</b>
MERIT SECURITIES S.A	30/09/2022
<b>MYTILINEOS (CR)</b>	<b>Main Market</b>
ALPHA FINANCE INVESTMENT SERVICES SINGLE MEMBER SA	15/04/2019
BETA SECURITIES S.A.	11/04/2022
EUROBANK EQUITIES INVESTMENT FIRM SINGLE MEMBER SA	20/09/2017
GREENPOST TRADING EUROPE LTD	12/06/2023
MERIT SECURITIES S.A	25/02/2019
NATIONAL SECURITIES SINGLE MEMBER SA	02/01/1900
PIRAEUS SECURITIES S. A.	04/05/2015
<b>NATIONAL BANK (CR)</b>	<b>Main Market</b>
ALPHA FINANCE INVESTMENT SERVICES SINGLE MEMBER SA	09/01/2006
EUROBANK EQUITIES INVESTMENT FIRM SINGLE MEMBER SA	22/10/2006
GREENPOST TRADING EUROPE LTD	12/06/2023
HELLENIC AMERICAN SECURITIES S.A.	25/07/2014
LEON DEPOLAS SECURITIES S.A.	20/05/2015
MERIT SECURITIES S.A	03/09/2012
NATIONAL SECURITIES SINGLE MEMBER SA	02/01/1900
PIRAEUS SECURITIES S. A.	08/09/2008
<b>OPAP (CR)</b>	<b>Main Market</b>
ALPHA FINANCE INVESTMENT SERVICES SINGLE MEMBER SA	09/01/2006
BETA SECURITIES S.A.	11/04/2022
EUROBANK EQUITIES INVESTMENT FIRM SINGLE MEMBER SA	22/10/2006
GREENPOST TRADING EUROPE LTD	12/06/2023
HELLENIC AMERICAN SECURITIES S.A.	25/07/2014
MERIT SECURITIES S.A	20/03/2017
NATIONAL SECURITIES SINGLE MEMBER SA	02/01/1900
PIRAEUS SECURITIES S. A.	04/05/2015
<b>OTE (CR)</b>	<b>Main Market</b>
ALPHA FINANCE INVESTMENT SERVICES SINGLE MEMBER SA	09/01/2006
BETA SECURITIES S.A.	11/04/2022
EUROBANK EQUITIES INVESTMENT FIRM SINGLE MEMBER SA	22/10/2006
GREENPOST TRADING EUROPE LTD	12/06/2023
HELLENIC AMERICAN SECURITIES S.A.	25/07/2014
LEON DEPOLAS SECURITIES S.A.	20/04/2015
MERIT SECURITIES S.A	20/03/2017
NATIONAL SECURITIES SINGLE MEMBER SA	02/01/1900
PIRAEUS SECURITIES S. A.	08/09/2008
<b>P.P.A. S.A. (CR)</b>	<b>Main Market</b>
EUROBANK EQUITIES INVESTMENT FIRM SINGLE MEMBER SA	06/02/2019
<b>PAPOUTSANIS (CR)</b>	<b>Main Market</b>
ALPHA FINANCE INVESTMENT SERVICES SINGLE MEMBER SA	19/11/2018
BETA SECURITIES S.A.	25/11/2013
<b>PETROPOULOS PETROS (CR)</b>	<b>Main Market</b>
EUROBANK EQUITIES INVESTMENT FIRM SINGLE MEMBER SA	01/04/2019
PANTELAKIS SECURITIES S.A.	16/03/2020

## List of Stocks under Market Making operations

Securities	Stock Category
Market Maker	Start Market Making
<b>PIRAEUS FINANCIAL HOLD (CR)</b>	<b>Main Market</b>
ALPHA FINANCE INVESTMENT SERVICES SINGLE MEMBER SA	15/04/2019
EUROBANK EQUITIES INVESTMENT FIRM SINGLE MEMBER SA	22/10/2006
EUROXX SECURITIES S.A.	15/02/2016
GREENPOST TRADING EUROPE LTD	12/06/2023
HELLENIC AMERICAN SECURITIES S.A.	25/07/2014
LEON DEPOLAS SECURITIES S.A.	30/11/2018
MERIT SECURITIES S.A	16/09/2013
NATIONAL SECURITIES SINGLE MEMBER SA	02/01/1900
PIRAEUS SECURITIES S. A.	16/02/2009
<b>PPC (CR)</b>	<b>Main Market</b>
ALPHA FINANCE INVESTMENT SERVICES SINGLE MEMBER SA	09/01/2006
BETA SECURITIES S.A.	01/02/2021
EUROBANK EQUITIES INVESTMENT FIRM SINGLE MEMBER SA	22/10/2006
GREENPOST TRADING EUROPE LTD	12/06/2023
HELLENIC AMERICAN SECURITIES S.A.	01/09/2014
MERIT SECURITIES S.A	06/11/2017
NATIONAL SECURITIES SINGLE MEMBER SA	02/01/1900
PIRAEUS SECURITIES S. A.	28/09/2009
<b>PREMA (CR)</b>	<b>Main Market</b>
BETA SECURITIES S.A.	01/06/2021
LEON DEPOLAS SECURITIES S.A.	05/12/2022
PANTELAKIS SECURITIES S.A.	23/12/2021
<b>PROFILE SA (CR)</b>	<b>Main Market</b>
OPTIMA BANK S.A.	03/04/2023
PANTELAKIS SECURITIES S.A.	01/07/2019
<b>QUALITY &amp; RELIABILITY SA (CR)</b>	<b>Main Market</b>
OPTIMA BANK S.A.	03/01/2023
<b>QUEST HOLDINGS (CR)</b>	<b>Main Market</b>
BETA SECURITIES S.A.	26/03/2018
EUROBANK EQUITIES INVESTMENT FIRM SINGLE MEMBER SA	28/01/2019
<b>REVOIL (CR)</b>	<b>Main Market</b>
BETA SECURITIES S.A.	26/06/2023
<b>SIDMA STEEL (CR)</b>	<b>Main Market</b>
OPTIMA BANK S.A.	25/05/2023
<b>SPACE HELLAS SA (CR)</b>	<b>Main Market</b>
MERIT SECURITIES S.A	09/12/2022
<b>TECHNICAL OLYMPIC SA (CR)</b>	<b>Main Market</b>
OPTIMA BANK S.A.	05/07/2023
<b>TERNA ENERGY (CR)</b>	<b>Main Market</b>
EUROBANK EQUITIES INVESTMENT FIRM SINGLE MEMBER SA	24/05/2021
PIRAEUS SECURITIES S. A.	09/12/2019
<b>THRACE PLASTICS SA (CR)</b>	<b>Main Market</b>
ALPHA FINANCE INVESTMENT SERVICES SINGLE MEMBER SA	26/03/2018
EUROBANK EQUITIES INVESTMENT FIRM SINGLE MEMBER SA	26/03/2018
<b>TITAN CEMENT (CB)</b>	<b>Main Market</b>
BETA SECURITIES S.A.	01/02/2021
EUROBANK EQUITIES INVESTMENT FIRM SINGLE MEMBER SA	06/11/2019
PIRAEUS SECURITIES S. A.	18/01/2021
<b>TZIRAKIAN PROFIL (CR)</b>	<b>Main Market</b>
LEON DEPOLAS SECURITIES S.A.	19/07/2021
<b>VIOHALCO SA/MV (CB)</b>	<b>Main Market</b>
ALPHA FINANCE INVESTMENT SERVICES SINGLE MEMBER SA	11/03/2008
EUROBANK EQUITIES INVESTMENT FIRM SINGLE MEMBER SA	04/03/2014
MERIT SECURITIES S.A	17/03/2014

Underlying Asset				Derivatives Market													
Price max	Price min	Closing price	change	Delivery Month	Open price	Price max	Price min	Last price	Closing price	Last Bid	Last Ask	Fixing price*	Life high	Life low	Trades	Volume	Open Interest
<b>FTSE/Athex Large Cap</b>				(Trade Unit: 1 Index Point x 2€, Cash Settlement)													
3,159.08	3,127.38	3,149.17	0.21%	September 2023	3,135.00	3,170.00	3,135.00	3,157.00	3,157.00	---	---	---	3,293.25	---	93	313	3,237
				October 2023	3,155.25	3,171.75	3,151.00	3,151.00	3,151.00	---	---	---	3,191.00	---	15	143	31
				November 2023	---	---	---	---	3,157.25	---	---	---	---	---	---	---	---
				December 2023	---	---	---	---	3,162.25	---	---	---	---	---	---	---	---
				March 2024	---	---	---	---	3,178.25	---	---	---	---	---	---	---	---
				June 2024	---	---	---	---	3,195.25	---	---	---	---	---	---	---	---
<b>FTSE/Athex Banks</b>				(Trade Unit: 1 Index Point x 15€, Cash Settlement)													
1,064.58	1,051.11	1,051.11	-0.98%	September 2023	1,062.00	1,062.00	1,062.00	1,062.00	1,062.00	---	---	---	1,134.75	---	1	10	2,027
				December 2023	---	---	---	---	1,068.25	---	---	---	---	---	---	---	---
				March 2024	---	---	---	---	1,073.50	---	---	---	---	---	---	---	---
				June 2024	---	---	---	---	1,079.25	---	---	---	---	---	---	---	---
<b>MSCI GREECE REBASED</b>				(Trade Unit: 1 Index Point x 2€, Cash Settlement)													
5,017.91	4,966.45	4,999.22	0.19%	September 2023	---	---	---	---	5,008.75	---	---	---	5,192.25	---	---	---	182
				October 2023	---	---	---	---	5,159.25	---	---	---	5,169.00	---	---	---	1
				November 2023	---	---	---	---	5,013.00	---	---	---	---	---	---	---	---
				December 2023	---	---	---	---	5,171.00	---	---	---	5,012.25	---	---	---	20
				January 2024	---	---	---	---	5,030.50	---	---	---	---	---	---	---	---
				February 2024	---	---	---	---	5,038.25	---	---	---	---	---	---	---	---
				March 2024	---	---	---	---	5,046.00	---	---	---	---	---	---	---	---
				June 2024	---	---	---	---	5,073.25	---	---	---	---	---	---	---	---

Derivatives notes

Fixing prices and final open positions can be retrieved from the following path <http://www.helex.gr/el/web/guest/statistics-end-of-day-derivatives>

Underlying Asset				Derivatives Market													
Price max	Price min	Closing price	change	Delivery Month	Open price	Price max	Price min	Last price	Closing price	Last Bid	Last Ask	Fixing price*	Life high	Life low	Trades	Volume	Open Interest
<b>ADMIE (IPTO) HOLDING S.A. (CR)</b>				(Contract Size: 100 Securities, Physical Delivery)													
2.3	2.26	2.3	1.10%	September 2023	2.28	2.33	2.28	2.33	2.33	---	---	---	2.49	---	31	188	17,787
				December 2023	2.31	2.31	2.28	2.28	2.28	---	---	---	2.42	---	2	39	591
				March 2024	---	---	---	---	2.30	---	---	---	---	---	---	---	---
				June 2024	---	---	---	---	2.31	---	---	---	---	---	---	---	---
<b>AEGEAN AIRLINES (CR)</b>				(Contract Size: 100 Securities, Physical Delivery)													
13.66	13.38	13.56	0.15%	September 2023	13.59	13.70	13.48	13.66	13.66	---	---	---	13.70	---	73	481	6,712
				December 2023	---	---	---	---	13.63	---	---	---	---	---	---	---	---
				March 2024	---	---	---	---	13.69	---	---	---	---	---	---	---	---
				June 2024	---	---	---	---	13.77	---	---	---	---	---	---	---	---
<b>ALPHA SERVICES HOLD (CR)</b>				(Contract Size: 100 Securities, Physical Delivery)													
1.5295	1.5005	1.5005	-0.99%	September 2023	1.52	1.53	1.50	1.51	1.51	---	---	---	1.72	---	136	4,696	210,335
				December 2023	---	---	---	---	1.53	---	---	---	1.65	---	---	---	490
				March 2024	---	---	---	---	1.53	---	---	---	---	---	---	---	---
				June 2024	---	---	---	---	1.54	---	---	---	---	---	---	---	---
<b>AUTOHELLAS SA (CR)</b>				(Contract Size: 100 Securities, Physical Delivery)													
13.7	12.98	13.6	3.19%	September 2023	13.55	13.55	13.55	13.55	13.55	---	---	---	14.56	---	1	1	138
				December 2023	---	---	---	---	13.26	---	---	---	---	---	---	---	---
				March 2024	---	---	---	---	13.33	---	---	---	---	---	---	---	---
				June 2024	---	---	---	---	13.40	---	---	---	---	---	---	---	---
<b>AVAX S.A. (CR)</b>				(Contract Size: 100 Securities, Physical Delivery)													
1.582	1.548	1.566	0.26%	September 2023	1.59	1.60	1.57	1.60	1.60	---	---	---	1.80	---	20	71	1,739
				December 2023	---	---	---	---	1.57	---	---	---	---	---	---	---	---
				March 2024	---	---	---	---	1.58	---	---	---	---	---	---	---	---
				June 2024	---	---	---	---	1.59	---	---	---	---	---	---	---	---
<b>CC HBC AG (CR)</b>				(Contract Size: 100 Securities, Physical Delivery)													
26.67	26.3	26.48	0.11%	September 2023	---	---	---	---	26.52	---	---	---	28.81	---	---	---	664
				December 2023	---	---	---	---	26.62	---	---	---	---	---	---	---	---
				March 2024	---	---	---	---	26.75	---	---	---	---	---	---	---	---
				June 2024	---	---	---	---	26.89	---	---	---	---	---	---	---	---
<b>CENERGY HOLDINGS (CB)</b>				(Contract Size: 100 Securities, Physical Delivery)													
6.94	6.74	6.85	0.74%	September 2023	6.85	6.94	6.80	6.85	6.85	---	---	---	7.20	---	16	43	5,888
				December 2023	---	---	---	---	6.84	---	---	---	---	---	---	---	---
				March 2024	---	---	---	---	6.88	---	---	---	---	---	---	---	---
				June 2024	---	---	---	---	6.91	---	---	---	---	---	---	---	---

Derivatives notes

Fixing prices and final open positions can be retrieved from the following path <http://www.helex.gr/el/web/guest/statistics-end-of-day-derivatives>

Underlying Asset				Derivatives Market													
Price max	Price min	Closing price	change	Delivery Month	Open price	Price max	Price min	Last price	Closing price	Last Bid	Last Ask	Fixing price*	Life high	Life low	Trades	Volume	Open Interest
<b>ELLAKTOR (CR)</b>				(Contract Size: 100 Securities, Physical Delivery)													
2.475	2.39	2.465	1.65%	September 2023	2.42	2.50	2.42	2.50	2.50	---	---	---	2.73	---	10	22	749
				December 2023	---	---	---	---	2.44	---	---	---	---	---	---	---	---
				March 2024	---	---	---	---	2.45	---	---	---	---	---	---	---	---
				June 2024	---	---	---	---	2.47	---	---	---	---	---	---	---	---
<b>ELVALHALCOR (CR)</b>				(Contract Size: 100 Securities, Physical Delivery)													
2.15	2.11	2.145	0.70%	September 2023	2.15	2.16	2.14	2.15	2.15	---	---	---	2.45	---	9	52	2,305
				December 2023	---	---	---	---	2.14	---	---	---	---	---	---	---	---
				March 2024	---	---	---	---	2.15	---	---	---	---	---	---	---	---
				June 2024	---	---	---	---	2.17	---	---	---	---	---	---	---	---
<b>EUROBANK HOLDINGS (CR)</b>				(Contract Size: 100 Securities, Physical Delivery)													
1.577	1.5435	1.5495	-1.15%	September 2023	1.56	1.58	1.56	1.56	1.56	---	---	---	1.68	---	27	622	43,498
				December 2023	---	---	---	---	1.58	---	---	---	---	---	---	---	---
				March 2024	---	---	---	---	1.59	---	---	---	---	---	---	---	---
				June 2024	---	---	---	---	1.59	---	---	---	---	---	---	---	---
<b>EYDAP S.A. (CR)</b>				(Contract Size: 100 Securities, Physical Delivery)													
6.54	6.46	6.5	0.15%	September 2023	6.52	6.52	6.52	6.52	6.52	---	---	---	7.18	---	2	5	1,898
				December 2023	---	---	---	---	6.53	---	---	---	---	---	---	---	---
				March 2024	---	---	---	---	6.56	---	---	---	---	---	---	---	---
				June 2024	---	---	---	---	6.60	---	---	---	---	---	---	---	---
<b>FOURLIS (CR)</b>				(Contract Size: 100 Securities, Physical Delivery)													
4.7	4.53	4.66	-0.21%	September 2023	4.67	4.67	4.60	4.60	4.60	---	---	---	5.07	---	12	40	773
				December 2023	---	---	---	---	4.70	---	---	---	---	---	---	---	---
				March 2024	---	---	---	---	4.72	---	---	---	---	---	---	---	---
				June 2024	---	---	---	---	4.75	---	---	---	---	---	---	---	---
<b>GEK TERNA (CR)</b>				(Contract Size: 102 Securities, Physical Delivery)													
13.7	13.4	13.6	-0.58%	September 2023	13.70	13.70	13.51	13.59	13.59	---	---	---	13.80	12.98	25	94	6,964
				December 2023	---	---	---	---	13.77	---	---	---	---	---	---	---	---
				March 2024	---	---	---	---	13.84	---	---	---	---	---	---	---	---
				June 2024	---	---	---	---	13.91	---	---	---	---	---	---	---	---
<b>HELLENIC EXCHANGES-A.S.E. (CR)</b>				(Contract Size: 100 Securities, Physical Delivery)													
5.36	5.23	5.23	-1.32%	September 2023	5.30	5.40	5.30	5.32	5.32	---	---	---	6.20	---	27	163	8,267
				December 2023	---	---	---	---	5.33	---	---	---	---	---	---	---	---
				March 2024	---	---	---	---	5.36	---	---	---	---	---	---	---	---
				June 2024	---	---	---	---	5.39	---	---	---	---	---	---	---	---

Derivatives notes

Fixing prices and final open positions can be retrieved from the following path <http://www.helex.gr/el/web/guest/statistics-end-of-day-derivatives>



Underlying Asset				Derivatives Market													
Price max	Price min	Closing price	change	Delivery Month	Open price	Price max	Price min	Last price	Closing price	Last Bid	Last Ask	Fixing price*	Life high	Life low	Trades	Volume	Open Interest
<b>HELLENiQ ENERGY (CR)</b>				(Contract Size: 100 Securities, Physical Delivery)													
8.05	7.92	7.99	0.38%	September 2023	8.01	8.07	8.01	8.05	8.05	---	---	---	8.49	---	18	67	1,640
				December 2023	---	---	---	---	8.01	---	---	---	---	---	---	---	---
				March 2024	---	---	---	---	8.05	---	---	---	---	---	---	---	---
				June 2024	---	---	---	---	8.09	---	---	---	---	---	---	---	---
<b>INTRACOM HOLDINGS (CR)</b>				(Contract Size: 106 Securities, Physical Delivery)													
2.34	2.185	2.25	1.35%	September 2023	2.25	2.34	2.24	2.28	2.28	---	---	---	2.36	---	74	440	4,866
				December 2023	---	---	---	---	2.23	---	---	---	---	---	---	---	---
				March 2024	---	---	---	---	2.25	---	---	---	---	---	---	---	---
				June 2024	---	---	---	---	2.26	---	---	---	---	---	---	---	---
<b>INTRAKAT (CR)</b>				(Contract Size: 100 Securities, Physical Delivery)													
3.075	3.03	3.07	0.00%	September 2023	3.00	3.08	3.00	3.08	3.08	---	---	---	3.36	---	62	308	7,261
				December 2023	---	---	---	---	3.09	---	---	---	---	---	---	---	---
				March 2024	---	---	---	---	3.10	---	---	---	---	---	---	---	---
				June 2024	---	---	---	---	3.12	---	---	---	---	---	---	---	---
<b>JUMBO SA (CR)</b>				(Contract Size: 100 Securities, Physical Delivery)													
28.6	28.42	28.54	0.35%	September 2023	28.50	28.50	28.50	28.50	28.50	---	---	---	28.92	---	2	2	304
				December 2023	---	---	---	---	28.62	---	---	---	---	---	---	---	---
				March 2024	---	---	---	---	28.76	---	---	---	---	---	---	---	---
				June 2024	---	---	---	---	28.92	---	---	---	---	---	---	---	---
<b>LAMDA DEVELOPMENT SA (CR)</b>				(Contract Size: 100 Securities, Physical Delivery)													
6.88	6.74	6.825	-0.07%	September 2023	6.88	6.89	6.88	6.89	6.89	---	---	---	7.54	---	2	4	5,555
				December 2023	---	---	---	---	6.87	---	---	---	---	---	---	---	---
				March 2024	---	---	---	---	6.91	---	---	---	---	---	---	---	---
				June 2024	---	---	---	---	6.94	---	---	---	---	---	---	---	---
<b>MIG (CR)</b>				(Contract Size: 100 Securities, Physical Delivery)													
4.09	3.98	4.09	0.99%	September 2023	---	---	---	---	3.92	---	---	---	5.10	---	---	---	69
				December 2023	---	---	---	---	4.08	---	---	---	---	---	---	---	---
				March 2024	---	---	---	---	4.10	---	---	---	---	---	---	---	---
				June 2024	---	---	---	---	4.12	---	---	---	---	---	---	---	---
<b>MOTOR OIL (CR)</b>				(Contract Size: 100 Securities, Physical Delivery)													
22.86	22.22	22.46	1.17%	September 2023	22.55	23.00	22.55	22.66	22.66	---	---	---	24.55	---	37	72	1,828
				December 2023	---	---	---	---	22.34	---	---	---	---	---	---	---	---
				March 2024	---	---	---	---	22.45	---	---	---	---	---	---	---	---
				June 2024	---	---	---	---	22.57	---	---	---	---	---	---	---	---

Derivatives notes

Fixing prices and final open positions can be retrieved from the following path <http://www.helex.gr/el/web/guest/statistics-end-of-day-derivatives>

Underlying Asset				Derivatives Market													
Price max	Price min	Closing price	change	Delivery Month	Open price	Price max	Price min	Last price	Closing price	Last Bid	Last Ask	Fixing price*	Life high	Life low	Trades	Volume	Open Interest
<b>MYTILINEOS (CR)</b>				(Contract Size: 100 Securities, Physical Delivery)													
37	35.06	36.9	4.30%	September 2023	35.43	36.96	35.43	36.85	36.85	---	---	---	38.20	---	69	177	3,960
				December 2023	---	---	---	---	35.27	---	---	---	35.29	---	---	---	1
				March 2024	---	---	---	---	35.78	---	---	---	---	---	---	---	---
				June 2024	---	---	---	---	35.97	---	---	---	---	---	---	---	---
<b>NATIONAL BANK (CR)</b>				(Contract Size: 100 Securities, Physical Delivery)													
6.446	6.32	6.354	-1.43%	September 2023	6.39	6.44	6.37	6.41	6.41	---	---	---	6.57	---	191	1,017	19,099
				December 2023	---	---	---	---	6.56	---	---	---	6.43	---	---	---	30
				March 2024	---	---	---	---	6.52	---	---	---	---	---	---	---	---
				June 2024	---	---	---	---	6.55	---	---	---	---	---	---	---	---
<b>OPAP (CR)</b>				(Contract Size: 103 Securities, Physical Delivery)													
15.2	15.09	15.15	0.33%	September 2023	15.23	15.30	15.18	15.25	15.25	---	---	---	16.69	15.10	44	172	2,562
				December 2023	---	---	---	---	15.19	---	---	---	---	---	---	---	---
				March 2024	---	---	---	---	15.27	---	---	---	---	---	---	---	---
				June 2024	---	---	---	---	15.35	---	---	---	---	---	---	---	---
<b>OTE (CR)</b>				(Contract Size: 100 Securities, Physical Delivery)													
14.35	14.1	14.1	-1.26%	September 2023	14.28	14.37	14.22	14.22	14.22	---	---	---	15.55	---	22	84	11,334
				December 2023	---	---	---	---	14.37	---	---	---	---	---	---	---	---
				March 2024	---	---	---	---	14.44	---	---	---	---	---	---	---	---
				June 2024	---	---	---	---	14.52	---	---	---	---	---	---	---	---
<b>P.P.A. S.A. (CR)</b>				(Contract Size: 100 Securities, Physical Delivery)													
21.6	21.2	21.55	1.41%	September 2023	---	---	---	---	20.58	---	---	---	22.48	---	---	---	293
				December 2023	---	---	---	---	21.38	---	---	---	---	---	---	---	---
				March 2024	---	---	---	---	21.49	---	---	---	---	---	---	---	---
				June 2024	---	---	---	---	21.61	---	---	---	---	---	---	---	---
<b>PIRAEUS FINANCIAL HOLD (CR)</b>				(Contract Size: 100 Securities, Physical Delivery)													
3.31	3.276	3.28	0.00%	September 2023	3.28	3.32	3.27	3.29	3.29	---	---	---	3.62	---	108	1,249	80,206
				December 2023	---	---	---	---	3.30	---	---	---	---	---	---	---	---
				March 2024	---	---	---	---	3.32	---	---	---	---	---	---	---	---
				June 2024	---	---	---	---	3.34	---	---	---	---	---	---	---	---
<b>PPC (CR)</b>				(Contract Size: 100 Securities, Physical Delivery)													
10.2	9.93	10.1	1.10%	September 2023	9.95	10.25	9.95	10.20	10.20	---	---	---	11.33	---	154	942	29,164
				December 2023	---	---	---	---	10.27	---	---	---	10.00	---	---	---	1
				March 2024	---	---	---	---	10.10	---	---	---	---	---	---	---	---
				June 2024	---	---	---	---	10.16	---	---	---	---	---	---	---	---

Derivatives notes

Fixing prices and final open positions can be retrieved from the following path <http://www.helex.gr/el/web/guest/statistics-end-of-day-derivatives>

Underlying Asset				Derivatives Market													
Price max	Price min	Closing price	change	Delivery Month	Open price	Price max	Price min	Last price	Closing price	Last Bid	Last Ask	Fixing price*	Life high	Life low	Trades	Volume	Open Interest
<b>QUEST HOLDINGS (CR)</b>				(Contract Size: 100 Securities, Physical Delivery)													
6.16	6.07	6.1	0.00%	September 2023	6.13	6.20	6.13	6.20	6.20	---	---	---	6.77	---	4	16	178
				December 2023	---	---	---	---	6.14	---	---	---	---	---	---	---	---
				March 2024	---	---	---	---	6.17	---	---	---	---	---	---	---	---
				June 2024	---	---	---	---	6.20	---	---	---	---	---	---	---	---
<b>TERNA ENERGY (CR)</b>				(Contract Size: 100 Securities, Physical Delivery)													
16.41	16.13	16.27	-0.43%	September 2023	16.54	16.54	16.26	16.30	16.30	---	---	---	21.16	---	59	319	13,772
				December 2023	---	---	---	---	16.59	---	---	---	16.90	---	---	---	24
				March 2024	---	---	---	---	16.53	---	---	---	---	---	---	---	---
				June 2024	---	---	---	---	16.61	---	---	---	---	---	---	---	---
<b>TITAN CEMENT (CB)</b>				(Contract Size: 100 Securities, Physical Delivery)													
18.22	17.92	18.18	1.00%	September 2023	18.20	18.20	18.20	18.20	18.20	---	---	---	19.51	---	1	1	730
				December 2023	---	---	---	---	18.11	---	---	---	---	---	---	---	---
				March 2024	---	---	---	---	18.20	---	---	---	---	---	---	---	---
				June 2024	---	---	---	---	18.30	---	---	---	---	---	---	---	---
<b>VIOHALCO SA/NV (CB)</b>				(Contract Size: 100 Securities, Physical Delivery)													
6.75	6.5	6.73	2.12%	September 2023	6.61	6.75	6.56	6.72	6.72	---	---	---	6.95	---	45	142	5,288
				December 2023	---	---	---	---	6.63	---	---	---	---	---	---	---	---
				March 2024	---	---	---	---	6.66	---	---	---	---	---	---	---	---
				June 2024	---	---	---	---	6.70	---	---	---	---	---	---	---	---

Derivatives notes

Fixing prices and final open positions can be retrieved from the following path <http://www.helex.gr/el/web/guest/statistics-end-of-day-derivatives>

FTSE/Athex Large Cap

(Trade Unit: 1 Index Point x 2€ - Exercise Style: European, Cash Settlement)

Call Options														Put Options																			
September 2023							October 2023							Other Months		September 2023							October 2023							Other Months			
Exercise Price	Open price	Price max	Price min	Last price	Closing price	Volume	Open Interest	Open price	Price max	Price min	Last price	Closing price	Volume	Open Interest	Volume	Open Interest	Open price	Price max	Price min	Last price	Closing price	Volume	Open Interest	Open price	Price max	Price min	Last price	Closing price	Volume	Open Interest	Volume	Open Interest	Exercise Price
1,775	0.00	0.00	0.00	-	1,377.00	-	-	-	-	-	-	-	-	-	-	-	0.00	0.00	0.00	-	0.02	-	-	-	-	-	-	-	-	-	-	1,775	
1,800	0.00	0.00	0.00	-	1,352.00	-	-	-	-	-	-	-	-	-	-	-	0.00	0.00	0.00	-	0.03	-	-	-	-	-	-	-	-	-	-	1,800	
1,825	0.00	0.00	0.00	-	1,327.00	-	-	-	-	-	-	-	-	-	-	-	0.00	0.00	0.00	-	0.05	-	-	-	-	-	-	-	-	-	-	1,825	
1,850	0.00	0.00	0.00	-	1,302.00	-	-	-	-	-	-	-	-	-	-	-	0.00	0.00	0.00	-	0.07	-	-	-	-	-	-	-	-	-	-	1,850	
1,875	0.00	0.00	0.00	-	1,277.00	-	-	-	-	-	-	-	-	-	-	-	0.00	0.00	0.00	-	0.01	-	-	-	-	-	-	-	-	-	-	1,875	
1,900	0.00	0.00	0.00	-	1,252.00	-	-	-	-	-	-	-	-	-	-	-	0.00	0.00	0.00	-	0.01	-	-	-	-	-	-	-	-	-	-	1,900	
1,925	0.00	0.00	0.00	-	1,227.00	-	-	-	-	-	-	-	-	-	-	-	0.00	0.00	0.00	-	0.01	-	-	-	-	-	-	-	-	-	-	1,925	
1,950	0.00	0.00	0.00	-	1,202.00	-	-	-	-	-	-	-	-	-	-	-	0.00	0.00	0.00	-	0.02	-	-	-	-	-	-	-	-	-	-	1,950	
1,975	0.00	0.00	0.00	-	1,177.00	-	-	-	-	-	-	-	-	-	-	-	0.00	0.00	0.00	-	0.01	-	-	-	-	-	-	-	-	-	-	1,975	
2,000	0.00	0.00	0.00	-	1,152.00	-	-	-	-	-	-	-	-	-	-	-	0.00	0.00	0.00	-	0.01	-	-	-	-	-	-	-	-	-	-	2,000	
2,050	0.00	0.00	0.00	-	1,102.00	-	-	-	-	-	-	-	-	-	-	-	0.00	0.00	0.00	-	0.01	-	-	-	-	-	-	-	-	-	-	2,050	
2,100	0.00	0.00	0.00	-	1,052.00	-	-	-	-	-	-	-	-	-	-	-	0.00	0.00	0.00	-	0.01	-	-	-	-	-	-	-	-	-	-	2,100	
2,150	0.00	0.00	0.00	-	1,002.00	-	-	-	-	-	-	-	-	-	-	-	0.00	0.00	0.00	-	0.01	-	-	-	-	-	-	-	-	-	-	2,150	
2,200	0.00	0.00	0.00	-	952.00	-	-	-	-	-	-	-	-	-	-	-	0.00	0.00	0.00	-	0.01	-	-	-	-	-	-	-	-	-	-	2,200	
2,250	0.00	0.00	0.00	-	902.00	-	-	-	-	-	-	-	-	-	-	-	0.00	0.00	0.00	-	0.01	-	-	-	-	-	-	-	-	-	-	2,250	
2,300	0.00	0.00	0.00	-	852.00	-	-	-	-	-	-	-	-	-	-	-	0.00	0.00	0.00	-	0.01	-	-	-	-	-	-	-	-	-	-	2,300	
2,350	0.00	0.00	0.00	-	803.00	-	-	-	-	-	-	-	-	-	-	-	0.00	0.00	0.00	-	0.01	-	-	-	-	-	-	-	-	-	-	2,350	
2,400	0.00	0.00	0.00	-	753.00	-	-	-	-	-	-	-	-	-	-	-	0.00	0.00	0.00	-	0.02	-	-	-	-	-	-	-	-	-	-	2,400	
2,450	0.00	0.00	0.00	-	703.00	-	-	-	-	-	-	-	-	-	-	-	0.00	0.00	0.00	-	0.01	-	-	-	-	-	-	-	-	-	-	2,450	
2,500	0.00	0.00	0.00	-	653.00	-	-	-	-	-	-	-	-	-	-	-	0.00	0.00	0.00	-	0.01	-	-	-	-	-	-	-	-	-	-	2,500	
2,550	0.00	0.00	0.00	-	603.00	-	-	-	-	-	-	-	-	-	-	-	0.00	0.00	0.00	-	0.01	-	-	-	-	-	-	-	-	-	-	2,550	
2,600	0.00	0.00	0.00	-	553.00	-	-	-	-	-	-	-	-	-	-	-	0.00	0.00	0.00	-	0.01	-	-	-	-	-	-	-	-	-	-	2,600	
2,650	0.00	0.00	0.00	-	503.00	-	-	-	-	-	-	-	-	-	-	-	0.00	0.00	0.00	-	0.01	-	-	-	-	-	-	-	-	-	-	2,650	
2,700	0.00	0.00	0.00	-	453.00	-	-	-	-	-	-	-	-	-	-	-	0.00	0.00	0.00	-	0.02	-	-	-	-	-	-	-	-	-	-	2,700	
2,750	0.00	0.00	0.00	-	403.00	-	-	-	-	-	-	-	-	-	-	-	0.00	0.00	0.00	-	0.08	-	-	-	-	-	-	-	-	-	-	2,750	
2,800	0.00	0.00	0.00	-	353.00	-	-	0.00	0.00	0.00	-	361.00	-	-	-	0.00	0.00	0.00	-	0.29	-	-	0.00	0.00	0.00	-	6.90	-	-	-	2,800		
2,850	0.00	0.00	0.00	-	304.00	-	-	0.00	0.00	0.00	-	316.00	-	-	-	0.00	0.00	0.00	-	0.87	-	50	0.00	0.00	0.00	-	11.50	-	-	-	2,850		
2,900	0.00	0.00	0.00	-	255.00	-	-	0.00	0.00	0.00	-	272.00	-	-	-	0.00	0.00	0.00	-	2.30	-	20	0.00	0.00	0.00	-	18.00	-	-	-	2,900		
2,950	0.00	0.00	0.00	-	209.00	-	-	0.00	0.00	0.00	-	232.00	-	-	-	0.00	0.00	0.00	-	5.40	-	20	0.00	0.00	0.00	-	27.00	-	-	-	2,950		
3,000	0.00	0.00	0.00	-	165.00	-	50	0.00	0.00	0.00	-	194.00	-	-	-	0.00	0.00	0.00	-	11.25	-	67	0.00	0.00	0.00	-	39.00	-	5	-	3,000		
3,050	0.00	0.00	0.00	-	125.00	-	21	0.00	0.00	0.00	-	160.00	-	20	-	19.00	0.00	19.00	22.75	22.75	29	60	0.00	0.00	0.00	-	54.50	-	25	-	3,050		
3,100	0.00	0.00	0.00	-	90.00	-	44	0.00	0.00	0.00	-	129.00	-	-	-	37.50	0.00	35.00	37.00	37.00	7	25	0.00	0.00	0.00	-	74.00	-	21	-	3,100		
3,150	0.00	0.00	0.00	-	61.50	-	66	104.00	104.00	104.00	104.00	104.00	20	61	-	0.00	0.00	0.00	-	58.00	-	70	0.00	0.00	0.00	-	97.50	-	61	-	3,150		
3,200	39.00	44.00	39.00	43.50	43.50	8	41	0.00	0.00	0.00	-	80.00	-	20	-	0.00	44.00	0.00	-	86.50	-	40	0.00	0.00	0.00	-	125.00	-	-	-	3,200		
3,250	28.50	31.75	28.50	31.75	31.75	21	46	68.00	68.00	56.00	56.00	56.00	2	20	-	0.00	31.75	0.00	-	121.00	-	40	0.00	0.00	0.00	-	156.00	-	-	-	3,250		
3,300	0.00	0.00	0.00	-	14.00	-	-	0.00	0.00	0.00	-	46.00	-	20	-	0.00	0.00	0.00	-	160.00	-	22	0.00	0.00	0.00	-	190.00	-	-	-	3,300		

FTSE/Athex Large Cap

(Trade Unit: 1 Index Point x 2€ - Exercise Style: European, Cash Settlement)

Call Options																Put Options																			
Exercise Price	September 2023							October 2023							Other Months		September 2023							October 2023							Other Months		Exercise Price		
	Open price	Price max	Price min	Last price	Closing price	Volume	Open Interest	Open price	Price max	Price min	Last price	Closing price	Volume	Open Interest	Volume	Open Interest	Open price	Price max	Price min	Last price	Closing price	Volume	Open Interest	Open price	Price max	Price min	Last price	Closing price	Volume	Open Interest	Volume	Open Interest			
3,350	0.00	0.00	0.00	-	7.60	-	-	0.00	0.00	0.00	-	33.75	-	-			0.00	0.00	0.00	-	204.00	-	-	0.00	0.00	0.00	-	228.00	-	-			3,350		
3,400	0.00	0.00	0.00	-	3.80	-	-	0.00	0.00	0.00	-	24.50	-	-			0.00	0.00	0.00	-	250.00	-	-	0.00	0.00	0.00	-	268.00	-	-			3,400		
3,450	0.00	0.00	0.00	-	1.80	-	-	0.00	0.00	0.00	-	17.25	-	-			0.00	0.00	0.00	-	298.00	-	-	0.00	0.00	0.00	-	311.00	-	-			3,450		
3,500	0.00	0.00	0.00	-	0.81	-	-	0.00	0.00	0.00	-	12.00	-	-			0.00	0.00	0.00	-	347.00	-	-	0.00	0.00	0.00	-	356.00	-	-			3,500		
Totals:						29	268							22	141	0	0							36	414							0	112	0	0
Number of Trades:						5							3	0							10							0	0						

ALPHA SERVICES HOLD (CR)

(Contract Size: 100 Securities, Exercise Style: American, Physical Delivery)

Call Options														Put Options																			
September 2023							October 2023							Other Months		September 2023							October 2023							Other Months		Exercise Price	
Open price	Price max	Price min	Last price	Closing price	Volume	Open Interest	Open price	Price max	Price min	Last price	Closing price	Volume	Open Interest	Volume	Open Interest	Open price	Price max	Price min	Last price	Closing price	Volume	Open Interest	Open price	Price max	Price min	Last price	Closing price	Volume	Open Interest	Volume	Open Interest		
0.550	0.000	0.000	0.000	0.971	-	-										0.000	0.000	0.000	0.002	-	-											0.006	
0.600	0.000	0.000	0.000	0.921	-	-										0.000	0.000	0.000	0.001	-	-											0.006	
0.650	0.000	0.000	0.000	0.871	-	-										0.000	0.000	0.000	0.001	-	-											0.007	
0.700	0.000	0.000	0.000	0.821	-	-										0.000	0.000	0.000	0.001	-	-											0.007	
0.750	0.000	0.000	0.000	0.771	-	-										0.000	0.000	0.000	0.002	-	-											0.008	
0.800	0.000	0.000	0.000	0.721	-	-										0.000	0.000	0.000	0.001	-	-											0.008	
0.850	0.000	0.000	0.000	0.671	-	-										0.000	0.000	0.000	0.001	-	-											0.009	
0.900	0.000	0.000	0.000	0.621	-	-										0.000	0.000	0.000	0.002	-	-											0.009	
0.950	0.000	0.000	0.000	0.571	-	-	0.000	0.000	0.000		0.573	-	-			0.000	0.000	0.000	0.004	-	-	0.000	0.000	0.000	0.001	-	-					0.010	
1.000	0.000	0.000	0.000	0.521	-	-	0.000	0.000	0.000		0.523	-	-			0.000	0.000	0.000	0.001	-	-	0.000	0.000	0.000	0.002	-	-					0.010	
1.100	0.000	0.000	0.000	0.421	-	-	0.000	0.000	0.000		0.424	-	-			0.000	0.000	0.000	0.001	-	-	0.000	0.000	0.000	0.001	-	-					0.011	
1.200	0.000	0.000	0.000	0.322	-	-	0.000	0.000	0.000		0.328	-	-			0.000	0.000	0.000	0.001	-	-	0.000	0.000	0.000	0.004	-	-					0.012	
1.300	0.000	0.000	0.000	0.226	-	-	0.000	0.000	0.000		0.239	-	-			0.000	0.000	0.000	0.005	-	-	0.000	0.000	0.000	0.015	-	-					0.013	
1.400	0.000	0.000	0.000	0.141	-	-	0.000	0.000	0.000		0.161	-	-			0.000	0.000	0.000	0.019	-	-	0.000	0.000	0.000	0.037	-	-					0.014	
1.500	0.000	0.000	0.000	0.076	-	14	0.000	0.000	0.000		0.102	-	-			0.000	0.000	0.000	0.054	-	-	0.000	0.000	0.000	0.077	-	-					0.015	
1.600	0.000	0.000	0.000	0.035	-	-	0.000	0.000	0.000		0.059	-	-			0.000	0.000	0.000	0.113	-	-	0.000	0.000	0.000	0.135	-	-					0.016	
1.700	0.000	0.000	0.000	0.013	-	-	0.000	0.000	0.000		0.032	-	-			0.000	0.000	0.000	0.192	-	-	0.000	0.000	0.000	0.207	-	-					0.017	
1.800	0.000	0.000	0.000	0.004	-	-	0.000	0.000	0.000		0.016	-	-			0.000	0.000	0.000	0.283	-	-	0.000	0.000	0.000	0.292	-	-					0.018	
1.900	0.000	0.000	0.000	0.001	-	-	0.000	0.000	0.000		0.007	-	-			0.000	0.000	0.000	0.380	-	-	0.000	0.000	0.000	0.384	-	-					0.019	
2.000	0.000	0.000	0.000	0.001	-	-	0.000	0.000	0.000		0.003	-	-			0.000	0.000	0.000	0.480	-	-	0.000	0.000	0.000	0.481	-	-					0.020	
2.200	0.000	0.000	0.000	0.001	-	-	0.000	0.000	0.000		0.001	-	-			0.000	0.000	0.000	0.680	-	-	0.000	0.000	0.000	0.680	-	-					0.022	
2.400	0.000	0.000	0.000	0.001	-	-	0.000	0.000	0.000		0.002	-	-			0.000	0.000	0.000	0.880	-	-	0.000	0.000	0.000	0.880	-	-					0.024	
Totals:					0	14						0	0	0	0							0	0							0	0	0	0
Number of Trades:					0							0		0								0.00								0		0	

NATIONAL BANK (CR)

(Contract Size: 100 Securities, Exercise Style: American, Physical Delivery)

Call Options														Put Options																		
September 2023							October 2023							Other Months		September 2023							October 2023							Other Months		Exercise Price
Open price	Price max	Price min	Last price	Closing price	Volume	Open Interest	Open price	Price max	Price min	Last price	Closing price	Volume	Open Interest	Volume	Open Interest	Open price	Price max	Price min	Last price	Closing price	Volume	Open Interest	Open price	Price max	Price min	Last price	Closing price	Volume	Open Interest	Volume	Open Interest	
2.000	0.000	0.000	0.000	4.45	-	-						-	-			0.000	0.000	0.000	0.001	-	-											0.020
2.200	0.000	0.000	0.000	4.25	-	-						-	-			0.000	0.000	0.000	0.001	-	-											0.022
2.400	0.000	0.000	0.000	4.05	-	-						-	-			0.000	0.000	0.000	0.001	-	-											0.024
2.600	0.000	0.000	0.000	3.85	-	-						-	-			0.000	0.000	0.000	0.001	-	-											0.026
2.800	0.000	0.000	0.000	3.65	-	-						-	-			0.000	0.000	0.000	0.001	-	-											0.028
3.000	0.000	0.000	0.000	3.45	-	-						-	-			0.000	0.000	0.000	0.001	-	-											0.030
3.200	0.000	0.000	0.000	3.25	-	-						-	-			0.000	0.000	0.000	0.001	-	-											0.032
3.400	0.000	0.000	0.000	3.05	-	-						-	-			0.000	0.000	0.000	0.001	-	-											0.034
3.600	0.000	0.000	0.000	2.85	-	-						-	-			0.000	0.000	0.000	0.001	-	-											0.036
3.800	0.000	0.000	0.000	2.65	-	-						-	-			0.000	0.000	0.000	0.001	-	-											0.038
4.000	0.000	0.000	0.000	2.45	-	-	0.000	0.000	0.000		2.46	-	-			0.000	0.000	0.000	0.001	-	-	0.000	0.000	0.000		0.001	-	-			0.040	
4.400	0.000	0.000	0.000	2.06	-	-	0.000	0.000	0.000		2.07	-	-			0.000	0.000	0.000	0.001	-	-	0.000	0.000	0.000		0.003	-	-			0.044	
4.800	0.000	0.000	0.000	1.66	-	-	0.000	0.000	0.000		1.68	-	-			0.000	0.000	0.000	0.002	-	-	0.000	0.000	0.000		0.012	-	-			0.048	
5.200	0.000	0.000	0.000	1.26	-	-	0.000	0.000	0.000		1.31	-	-			0.000	0.000	0.000	0.002	-	-	0.000	0.000	0.000		0.041	-	-			0.052	
5.600	0.000	0.000	0.000	0.874	-	-	0.000	0.000	0.000		0.969	-	-			0.000	0.000	0.000	0.017	-	-	0.000	0.000	0.000		0.101	-	-			0.056	
6.000	0.000	0.000	0.000	0.532	-	-	0.000	0.000	0.000		0.685	-	-			0.000	0.000	0.000	0.075	-	270	0.000	0.000	0.000		0.217	-	-			0.060	
6.400	0.000	0.000	0.000	0.275	-	4	0.000	0.000	0.000		0.456	-	-			0.000	0.000	0.000	0.217	-	-	0.000	0.000	0.000		0.387	-	-			0.064	
6.800	0.000	0.000	0.000	0.116	-	-	0.000	0.000	0.000		0.288	-	-			0.000	0.000	0.000	0.458	-	-	0.000	0.000	0.000		0.619	-	-			0.068	
7.200	0.000	0.000	0.000	0.040	-	-	0.000	0.000	0.000		0.174	-	-			0.000	0.000	0.000	0.784	-	-	0.000	0.000	0.000		0.905	-	-			0.072	
7.600	0.000	0.000	0.000	0.011	-	-	0.000	0.000	0.000		0.100	-	-			0.000	0.000	0.000	1.16	-	-	0.000	0.000	0.000		1.23	-	-			0.076	
8.000	0.000	0.000	0.000	0.003	-	-	0.000	0.000	0.000		0.055	-	-			0.000	0.000	0.000	1.55	-	-	0.000	0.000	0.000		1.59	-	-			0.080	
8.400	0.000	0.000	0.000	0.001	-	-	0.000	0.000	0.000		0.029	-	-			0.000	0.000	0.000	1.95	-	-	0.000	0.000	0.000		1.96	-	-			0.084	
Totals:					0	4						0	0	0	0							0	270								0	50
Number of Trades:					0							0		0								0.00									0	0

OPAP (CR)

(Contract Size: 100 Securities, Exercise Style: American, Physical Delivery)

Exercise Price	Call Options														Put Options																		
	September 2023						October 2023						Other Months		September 2023						October 2023						Other Months		Exercise Price				
	Open price	Price max	Price min	Last price	Closing price	Volume	Open Interest	Open price	Price max	Price min	Last price	Closing price	Volume	Open Interest	Volume	Open Interest	Open price	Price max	Price min	Last price	Closing price	Volume	Open Interest	Open price	Price max	Price min	Last price	Closing price		Volume	Open Interest	Volume	Open Interest
8.800	0.000	0.000	0.000	6.31	-	-										0.000	0.000	0.000	0.001	-	-												0.088
9.200	0.000	0.000	0.000	5.91	-	-										0.000	0.000	0.000	0.001	-	-											0.092	
9.600	0.000	0.000	0.000	5.51	-	-										0.000	0.000	0.000	0.001	-	-											0.096	
10.000	0.000	0.000	0.000	5.11	-	-	0.000	0.000	0.000		5.13	-	-			0.000	0.000	0.000	0.002	-	-	0.000	0.000	0.000	0.001	-	-					0.100	
11.000	0.000	0.000	0.000	4.11	-	-	0.000	0.000	0.000		4.13	-	-			0.000	0.000	0.000	0.001	-	-	0.000	0.000	0.000	0.001	-	-					0.110	
12.000	0.000	0.000	0.000	3.11	-	-	0.000	0.000	0.000		3.14	-	-			0.000	0.000	0.000	0.001	-	-	0.000	0.000	0.000	0.003	-	-					0.120	
13.000	0.000	0.000	0.000	2.12	-	-	0.000	0.000	0.000		2.17	-	-			0.000	0.000	0.000	0.001	-	-	0.000	0.000	0.000	0.032	-	-					0.130	
14.000	0.000	0.000	0.000	1.14	-	-	0.000	0.000	0.000		1.30	-	-			0.000	0.000	0.000	0.027	-	-	0.000	0.000	0.000	0.161	-	-					0.140	
15.000	0.000	0.000	0.000	0.389	-	-	0.000	0.000	0.000		0.652	-	-			0.000	0.000	0.000	0.272	-	20	0.000	0.000	0.000	0.507	-	-					0.150	
16.000	0.000	0.000	0.000	0.064	-	-	0.000	0.000	0.000		0.261	-	64			0.000	0.000	0.000	0.950	-	-	0.982	0.982	0.982	0.982	0.982	5	0				0.160	
17.000	0.000	0.000	0.000	0.004	-	10	0.000	0.000	0.000		0.085	-	-			0.000	0.000	0.000	1.90	-	-	0.000	0.000	0.000	1.95	-	-					0.170	
18.000	0.000	0.000	0.000	0.001	-	5	0.000	0.000	0.000		0.022	-	-			0.000	0.000	0.000	2.90	-	-	0.000	0.000	0.000	2.90	-	-					0.180	
19.000	0.000	0.000	0.000	0.001	-	-	0.000	0.000	0.000		0.005	-	-			0.000	0.000	0.000	3.90	-	-	0.000	0.000	0.000	3.90	-	-					0.190	
20.000	0.000	0.000	0.000	0.001	-	-	0.000	0.000	0.000		0.001	-	-			0.000	0.000	0.000	4.90	-	-	0.000	0.000	0.000	4.90	-	-					0.200	
22.000	0.000	0.000	0.000	0.001	-	-	0.000	0.000	0.000		0.001	-	-			0.000	0.000	0.000	6.90	-	-	0.000	0.000	0.000	6.90	-	-					0.220	
24.000	0.000	0.000	0.000	0.002	-	-										0.000	0.000	0.000	8.90	-	-											0.240	
Totals:						0	15						0	64	0	0						0	20							5	0	0	0
Number of Trades:							0						0		0								0.00							1		0	



OTE (CR)

(Contract Size: 100 Securities, Exercise Style: American, Physical Delivery)

Exercise Price	Call Options													Put Options																			
	September 2023						October 2023						Other Months		September 2023						October 2023						Other Months		Exercise Price				
	Open price	Price max	Price min	Last price	Closing price	Volume	Open Interest	Open price	Price max	Price min	Last price	Closing price	Volume	Open Interest	Volume	Open Interest	Open price	Price max	Price min	Last price	Closing price	Volume	Open Interest	Open price	Price max	Price min	Last price	Closing price		Volume	Open Interest	Volume	Open Interest
9.200	0.000	0.000	0.000		5.09	-	-										0.000	0.000	0.000		0.001	-	-										
9.600	0.000	0.000	0.000		4.69	-	-	0.000	0.000	0.000		4.71	-	-			0.000	0.000	0.000		0.001	-	-	0.000	0.000	0.000		0.001	-	-			0.096
10.000	0.000	0.000	0.000		4.29	-	-	0.000	0.000	0.000		4.31	-	-			0.000	0.000	0.000		0.001	-	-	0.000	0.000	0.000		0.001	-	-			0.100
11.000	0.000	0.000	0.000		3.29	-	-	0.000	0.000	0.000		3.32	-	-			0.000	0.000	0.000		0.001	-	-	0.000	0.000	0.000		0.001	-	-			0.110
12.000	0.000	0.000	0.000		2.29	-	-	0.000	0.000	0.000		2.34	-	-			0.000	0.000	0.000		0.001	-	-	0.000	0.000	0.000		0.019	-	-			0.120
13.000	0.000	0.000	0.000		1.31	-	-	0.000	0.000	0.000		1.44	-	-			0.000	0.000	0.000		0.014	-	-	0.000	0.000	0.000		0.120	-	-			0.130
14.000	0.000	0.000	0.000		0.489	-	-	0.000	0.000	0.000		0.740	-	-			0.000	0.000	0.000		0.192	-	-	0.000	0.000	0.000		0.418	-	-			0.140
15.000	0.000	0.000	0.000		0.090	-	10	0.296	0.296	0.292	0.292	0.292	10	60			0.000	0.000	0.000		0.795	-	-	0.000	0.000	0.000		0.986	-	-			0.150
16.000	0.000	0.000	0.000		0.007	-	-	0.000	0.000	0.000		0.100	-	-			0.000	0.000	0.000		1.72	-	-	0.000	0.000	0.000		1.79	-	-			0.160
17.000	0.000	0.000	0.000		0.001	-	-	0.000	0.000	0.000		0.027	-	-			0.000	0.000	0.000		2.72	-	-	0.000	0.000	0.000		2.72	-	-			0.170
18.000	0.000	0.000	0.000		0.001	-	-	0.000	0.000	0.000		0.006	-	-			0.000	0.000	0.000		3.72	-	-	0.000	0.000	0.000		3.72	-	-			0.180
19.000	0.000	0.000	0.000		0.001	-	-	0.000	0.000	0.000		0.001	-	-			0.000	0.000	0.000		4.72	-	-	0.000	0.000	0.000		4.72	-	-			0.190
20.000	0.000	0.000	0.000		0.001	-	-						-	-			0.000	0.000	0.000		5.72	-	-									0.200	
22.000	0.000	0.000	0.000		0.001	-	-						-	-			0.000	0.000	0.000		7.72	-	-									0.220	
Totals:						0	10					10	60	0	0						0	0						0	0	0	0		
Number of Trades:						0						2		0							0.00							0		0			

PIRAEUS FINANCIAL HOLD (CR)

(Contract Size: 100 Securities, Exercise Style: American, Physical Delivery)

Call Options														Put Options																			
September 2023							October 2023							Other Months		September 2023							October 2023							Other Months		Exercise Price	
Open price	Price max	Price min	Last price	Closing price	Volume	Open Interest	Open price	Price max	Price min	Last price	Closing price	Volume	Open Interest	Volume	Open Interest	Open price	Price max	Price min	Last price	Closing price	Volume	Open Interest	Open price	Price max	Price min	Last price	Closing price	Volume	Open Interest	Volume	Open Interest		
0.750	0.000	0.000	0.000	2.53	-	-										0.000	0.000	0.000	0.001	-	-											0.008	
0.800	0.000	0.000	0.000	2.48	-	-										0.000	0.000	0.000	0.001	-	-											0.008	
0.850	0.000	0.000	0.000	2.43	-	-										0.000	0.000	0.000	0.001	-	-											0.009	
0.900	0.000	0.000	0.000	2.38	-	-										0.000	0.000	0.000	0.001	-	-											0.009	
0.950	0.000	0.000	0.000	2.33	-	-										0.000	0.000	0.000	0.002	-	-											0.010	
1.000	0.000	0.000	0.000	2.28	-	-										0.000	0.000	0.000	0.001	-	-											0.010	
1.100	0.000	0.000	0.000	2.18	-	-										0.000	0.000	0.000	0.002	-	-											0.011	
1.200	0.000	0.000	0.000	2.08	-	-										0.000	0.000	0.000	0.004	-	-											0.012	
1.300	0.000	0.000	0.000	1.98	-	-										0.000	0.000	0.000	0.001	-	-											0.013	
1.400	0.000	0.000	0.000	1.88	-	-										0.000	0.000	0.000	0.001	-	-											0.014	
1.500	0.000	0.000	0.000	1.78	-	-										0.000	0.000	0.000	0.001	-	-											0.015	
1.600	0.000	0.000	0.000	1.68	-	-										0.000	0.000	0.000	0.001	-	-											0.016	
1.700	0.000	0.000	0.000	1.58	-	-										0.000	0.000	0.000	0.001	-	-											0.017	
1.800	0.000	0.000	0.000	1.48	-	-										0.000	0.000	0.000	0.001	-	-											0.018	
1.900	0.000	0.000	0.000	1.38	-	-										0.000	0.000	0.000	0.001	-	-											0.019	
2.000	0.000	0.000	0.000	1.28	-	-										0.000	0.000	0.000	0.001	-	-											0.020	
2.200	0.000	0.000	0.000	1.08	-	-	0.000	0.000	0.000		1.09	-	-			0.000	0.000	0.000	0.001	-	-	0.000	0.000	0.000		0.002	-	-			0.022		
2.400	0.000	0.000	0.000	0.883	-	-	0.000	0.000	0.000		0.895	-	-			0.000	0.000	0.000	0.001	-	-	0.000	0.000	0.000		0.008	-	-			0.024		
2.600	0.000	0.000	0.000	0.684	-	-	0.000	0.000	0.000		0.711	-	-			0.000	0.000	0.000	0.001	-	-	0.000	0.000	0.000		0.023	-	-			0.026		
2.800	0.000	0.000	0.000	0.489	-	-	0.000	0.000	0.000		0.543	-	-			0.000	0.000	0.000	0.005	-	-	0.000	0.000	0.000		0.054	-	-			0.028		
3.000	0.000	0.000	0.000	0.310	-	-	0.000	0.000	0.000		0.398	-	-			0.000	0.000	0.000	0.027	-	-	0.000	0.000	0.000		0.109	-	-			0.030		
3.200	0.000	0.000	0.000	0.168	-	-	0.000	0.000	0.000		0.280	-	-			0.000	0.000	0.000	0.084	-	-	0.000	0.000	0.000		0.190	-	-			0.032		
3.400	0.000	0.000	0.000	0.076	-	4	0.000	0.000	0.000		0.188	-	4			0.000	0.000	0.000	0.192	-	-	0.000	0.000	0.000		0.298	-	-			0.034		
3.600	0.000	0.000	0.000	0.028	-	-	0.000	0.000	0.000		0.121	-	-			0.000	0.000	0.000	0.345	-	-	0.000	0.000	0.000		0.431	-	-			0.036		
3.800	0.000	0.000	0.000	0.009	-	-	0.000	0.000	0.000		0.075	-	-			0.000	0.000	0.000	0.526	-	-	0.000	0.000	0.000		0.585	-	-			0.038		
4.000	0.000	0.000	0.000	0.002	-	-	0.000	0.000	0.000		0.045	-	-			0.000	0.000	0.000	0.720	-	-	0.000	0.000	0.000		0.756	-	-			0.040		
4.400	0.000	0.000	0.000	0.001	-	-	0.000	0.000	0.000		0.015	-	-			0.000	0.000	0.000	1.12	-	-	0.000	0.000	0.000		1.13	-	-			0.044		
4.800	0.000	0.000	0.000	0.001	-	-	0.000	0.000	0.000		0.004	-	-			0.000	0.000	0.000	1.52	-	-	0.000	0.000	0.000		1.52	-	-			0.048		
5.200	0.000	0.000	0.000	0.001	-	-	0.000	0.000	0.000		0.001	-	-			0.000	0.000	0.000	1.92	-	-	0.000	0.000	0.000		1.92	-	-			0.052		
Totals:					0	4						0	4	0	0							0	0							0	0		
Number of Trades:					0							0		0								0.00							0		0		

PPC (CR)

(Contract Size: 100 Securities, Exercise Style: American, Physical Delivery)

Call Options														Put Options																					
September 2023							October 2023							Other Months		September 2023							October 2023							Other Months		Exercise Price			
Open price	Price max	Price min	Last price	Closing price	Volume	Open Interest	Open price	Price max	Price min	Last price	Closing price	Volume	Open Interest	Volume	Open Interest	Open price	Price max	Price min	Last price	Closing price	Volume	Open Interest	Open price	Price max	Price min	Last price	Closing price	Volume	Open Interest	Volume	Open Interest				
3.600	0.000	0.000	0.000	6.39	-	-										0.000	0.000	0.000	0.001	-	-											0.036			
3.800	0.000	0.000	0.000	6.19	-	-										0.000	0.000	0.000	0.001	-	-											0.038			
4.000	0.000	0.000	0.000	5.99	-	-										0.000	0.000	0.000	0.001	-	-											0.040			
4.400	0.000	0.000	0.000	5.60	-	-										0.000	0.000	0.000	0.005	-	-											0.044			
4.800	0.000	0.000	0.000	5.20	-	-										0.000	0.000	0.000	0.001	-	-											0.048			
5.200	0.000	0.000	0.000	4.80	-	-										0.000	0.000	0.000	0.001	-	-											0.052			
5.600	0.000	0.000	0.000	4.40	-	-										0.000	0.000	0.000	0.001	-	-											0.056			
6.000	0.000	0.000	0.000	4.00	-	-										0.000	0.000	0.000	0.001	-	-											0.060			
6.400	0.000	0.000	0.000	3.60	-	-										0.000	0.000	0.000	0.001	-	-											0.064			
6.800	0.000	0.000	0.000	3.20	-	-										0.000	0.000	0.000	0.001	-	-											0.068			
7.200	0.000	0.000	0.000	2.80	-	-										0.000	0.000	0.000	0.001	-	-											0.072			
7.600	0.000	0.000	0.000	2.40	-	-	0.000	0.000	0.000		2.45	-	-			0.000	0.000	0.000	0.001	-	-	0.000	0.000	0.000		0.032	-	-			0.076				
8.000	0.000	0.000	0.000	2.00	-	-	0.000	0.000	0.000		2.08	-	-			0.000	0.000	0.000	0.004	-	-	0.000	0.000	0.000		0.065	-	-			0.080				
8.400	0.000	0.000	0.000	1.62	-	-	0.000	0.000	0.000		1.74	-	-			0.000	0.000	0.000	0.015	-	-	0.000	0.000	0.000		0.120	-	-			0.084				
8.800	0.000	0.000	0.000	1.25	-	-	0.000	0.000	0.000		1.42	-	-			0.000	0.000	0.000	0.046	-	-	0.101	0.101	0.101	0.101	0.101	5	0			0.088				
9.200	0.000	0.000	0.000	0.910	-	-	0.000	0.000	0.000		1.14	-	-			0.000	0.000	0.000	0.109	-	-	0.266	0.266	0.266	0.266	0.266	5	0			0.092				
9.600	0.000	0.000	0.000	0.627	-	60	0.801	0.801	0.801	0.801	0.801	5	-			0.198	0.198	0.198	0.198	0.198	10	37	0.000	0.000	0.000		0.473	-	-			0.096			
10.000	0.000	0.000	0.000	0.400	-	45	0.627	0.627	0.627	0.627	0.627	5	-			0.293	0.293	0.293	0.293	0.293	5	-	0.000	0.000	0.000		0.663	-	-			0.100			
11.000	0.082	0.082	0.082	0.082	0.082	5	7	0.248	0.248	0.248	0.248	0.248	5	2			0.000	0.000	0.000	1.10	-	-	0.000	0.000	0.000		1.30	-	-			0.110			
12.000	0.000	0.000	0.000	0.015	-	21	0.000	0.000	0.000		0.136	-	-			0.000	0.000	0.000	2.02	-	-	0.000	0.000	0.000		2.12	-	-			0.120				
13.000	0.000	0.000	0.000	0.001	-	-	0.000	0.000	0.000		0.052	-	-			0.000	0.000	0.000	3.01	-	-	0.000	0.000	0.000		3.04	-	-			0.130				
14.000	0.000	0.000	0.000	0.001	-	-	0.000	0.000	0.000		0.017	-	-			0.000	0.000	0.000	4.01	-	-	0.000	0.000	0.000		4.01	-	-			0.140				
15.000	0.000	0.000	0.000	0.001	-	-	0.000	0.000	0.000		0.006	-	-			0.000	0.000	0.000	5.01	-	-	0.000	0.000	0.000		5.01	-	-			0.150				
16.000	0.000	0.000	0.000	0.001	-	-	0.000	0.000	0.000		0.002	-	-			0.000	0.000	0.000	6.01	-	-	0.000	0.000	0.000		6.01	-	-			0.160				
Totals:					5	133						15	2	0	0						5	37						10	0	0	0				
Number of Trades:					1						3						0						3.00						2						0

Lending Products	Underlying Title	Open Interest[5]	Multilateral Transactions[1]				Bilateral Transactions[2]		Stock Borrowing through OTC (volume)[3]
			Volume(Offered)	Average Weighted	Transactions volume	Average Weighted	Transactions Volume	Average Weighted	Transactions Volume
ADMIEBOR	ADMIE (IPTO) HOLDING S.A. (CR)	---	---	---	---	---	---	738,803	
AEGNBOR	AEGEAN AIRLINES (CR)	---	---	---	---	---	---	171,151	
ALPHABOR	ALPHA SERVICES HOLD (CR)	200	---	---	---	---	---	58,567,065	
ALMYBOR	ALUMIL (CR)	---	---	---	---	---	---	---	
OTOELBOR	AUTOHELLAS SA (CR)	1,050	---	---	---	---	---	180,793	
AVAXBOR	AVAX S.A. (CR)	---	---	---	---	---	---	---	
EEEBOR	CC HBC AG (CR)	3,539	---	---	---	---	---	49,268	
CENERBOR	CENERGY HOLDINGS (CB)	7,790	---	---	---	---	---	19,812	
ELLAKTORBOR	ELLAKTOR (CR)	7,181	---	---	---	---	---	71,375	
ELHABOR	ELVALHALCOR (CR)	12,531	---	---	7	5.68%	---	64,887	
EUROBBOR	EUROBANK HOLDINGS (CR)	15,262	---	---	---	---	---	34,119,950	
EYDAPBOR	EYDAP S.A. (CR)	7,845	---	---	---	---	---	259,801	
FFGRPBOR	FOLLI FOLLIE (CR)	---	---	---	---	---	---	886,279	
FOYRKBOR	FOURLIS (CR)	2,100	---	---	---	---	---	11,487	
GEKTERNABOR	GEK TERNA (CR)	1,540	---	---	---	---	---	3,698	
SARBOR	GR. SARANTIS S.A. (CR)	1,946	---	---	---	---	---	109,458	
EXAEBOR	HELLENIC EXCHANGES-A.S.E. (CR)	4,000	---	---	---	---	---	174,962	
ELPEBOR	HELLENIQ ENERGY (CR)	2,770	---	---	---	---	---	366,082	
INTRKBOR	INTRACOM HOLDINGS (CR)	---	---	---	---	---	---	---	
INKATBOR	INTRAKAT (CR)	---	---	---	---	---	---	---	
BELABOR	JUMBO SA (CR)	23,078	---	---	---	---	---	175,332	
LAMDABOR	LAMDA DEVELOPMENT SA (CR)	900	---	---	---	---	---	941,459	
MIGBOR	MIG (CR)	1,572	---	---	---	---	---	40,179	
MOHBOR	MOTOR OIL (CR)	19,581	---	---	---	---	---	739,022	
MYTILBOR	MYTILINEOS (CR)	28,083	---	---	---	---	---	144,624	
ETEBOR	NATIONAL BANK (CR)	4,437	---	---	---	---	---	9,101,858	
OPAPBOR	OPAP (CR)	9,600	---	---	---	---	---	1,589,373	
HTOBOR	OTE (CR)	35,031	---	---	---	---	---	2,096,083	
PPABOR	P.P.A. S.A. (CR)	---	---	---	---	---	---	83,287	
TPEIRBOR	PIRAEUS FINANCIAL HOLD (CR)	22,153	---	---	---	---	---	2,308,822	
PPCBOR	PPC (CR)	3,000	---	---	---	---	---	1,519,023	

## Stock Lending Notes

[1] - Multilateral contracts Lending or Borrowing as per Methods 8-1, 8-2 and 8-3-3 (According to ATHEX BoD Resolution No.17)

[2] - Bilateral Contracts Lending or Borrowing as per Methods 8-3-1 and 8-3-2 (According to ATHEX BoD Resolution No.20 )

[3] - The information concerning OTC Stock Borrowing Transactions is based on the statements of the Dematerialised Securities System (DSS) operators involved and refers to volumes that have been registered up until the previous working day.

[4] - Average Price (Volume weighted)

[5] - The Data concerning Open Interest before the start of trading session

Lending Products	Underlying Title	Open Interest[5]	Multilateral Transactions[1]				Bilateral Transactions[2]		Stock Borrowing through OTC (volume)[3]	
			Volume(Offered)	Average Weighted	Transactions volume	Average Weighted	Transactions Volume	Average Weighted	Transactions Volume	
QUALBOR	QUALITY & RELIABILITY SA (CR)	---	---	---	---	---	---	---	---	
QUESTBOR	QUEST HOLDINGS (CR)	300	---	---	---	---	---	---	31,564	
TENERGYBOR	TERNA ENERGY (CR)	---	---	---	---	---	---	---	1,097,114	
TITCBOR	TITAN CEMENT (CB)	3,173	---	---	1,500	4.75%	---	---	303,815	
VIORBOR	VIOHALCO SA/NV (CB)	10,714	---	---	---	---	---	---	---	

## Stock Lending Notes

[1] - Multilateral contracts Lending or Borrowing as per Methods 8-1, 8-2 and 8-3-3 (According to ATHEX BoD Resolution No.17)

[2] - Bilateral Contracts Lending or Borrowing as per Methods 8-3-1 and 8-3-2 (According to ATHEX BoD Resolution No.20 )

[3] - The information concerning OTC Stock Borrowing Transactions is based on the statements of the Dematerialised Securities System (DSS) operators involved and refers to volumes that have been registered up until the previous working day.

[4] - Average Price (Volume weighted)

[5] - The Data concerning Open Interest before the start of trading session

## Sectors codification for listed companies

12003-	ETF	10101010	Computer Services
10101015	Software	10102030	Computer Hardware
15101010	Telecommunications Equipment	15102015	Telecommunications Services
20101010	Health Care Facilities	20101025	Health Care Services
20102010	Medical Equipment	20103015	Pharmaceuticals
30101010	Banks	30202000	Diversified Financial Services
30202010	Asset Managers & Custodians	30202015	Investment Services
30204000	Closed End Investments	30302010	Full Line Insurance
30302015	Insurance Brokers	30302025	Property and Casualty Insurance
35101010	Real Estate Holding and Development	35101015	Real Estate Services
35102000	Diversified REITs	35102030	Office REITs
40201040	Rental & Leasing Services: Consumer	40202010	Home Construction
40202015	Household Furnishings	40202020	Household Appliance
40203040	Electronic Entertainment	40203045	Toys
40204020	Clothing & Accessories	40301010	Entertainment
40301030	Publishing	40301035	Radio & TV Broadcasters
40401010	Diversified Retailers	40401020	Apparel Retailers
40401025	Home Improvement Retailers	40401030	Specialty Retailers
40501010	Airlines	40501015	Travel & Tourism
40501020	Casinos & Gambling	40501025	Hotels & Motels
45101015	Distillers & Vintners	45101020	Soft Drinks
45102010	Farming Fishing Ranching & Plantations	45102020	Food Products
45103010	Tobacco	45201010	Food Retailers & Wholesalers
45201020	Personal Products	50101010	Construction
50101020	Building Roof/Wallboard and Plumbing	50101030	Cement
50101035	Building Materials: Other	50202010	Electrical Components
50203000	Diversified Industrials	50203015	Plastics
50203030	Containers & Packaging	50204000	Machinery: Industrial
50204020	Machinery: Construction & Handling	50205010	Industrial Suppliers
50205020	Back Office Support HR & Consulting	50205030	Forms & Bulk Printing Services
50206015	Commercial Vehicles & Parts	50206030	Marine Transportation
50206060	Transportation Services	55101000	Diversified Materials
55101020	Textile Products	55102000	General Mining
55102010	Iron & Steel	55102015	Metal Fabricating
55102035	Aluminum	60101020	Oil Refining and Marketing
65101010	Alternative Electricity	65101015	Conventional Electricity
65102030	Water		



**ATHEX**  
Athens Stock Exchange

Λεωφ. Αθηνών 110 104 42 Αθήνα  
110, Athinon Ave. GR 104 42 Athens  
tel. (+30)210-33.66.800, fax (+30)210-33.66.101  
[www.athexgroup.gr](http://www.athexgroup.gr)