


23

Ημερήσιο Δελτίο
Συναλλακτικής Δραστηριότητας

Daily Official List
of Trading Activity

Tuesday, 22 August, 2023
Year: 144 Trading Day No: 158



ATHEXGROUP
Athens Exchange Group

Disclaimer:

Hellenic Exchanges-Athens Stock Exchange S.A endeavours to ensure that the data and other material ("Information") presented on the Daily Official List are accurate and complete, but it is not liable for any errors or omissions of data or /and for the accuracy, credibility, updating and completeness of the aforesaid information nor it has any liability arising directly or indirectly from the use of the above Information.

The Company is not liable for the accuracy of the data included in listed companies' announcements. Only the sender of such an announcement is fully and solely liable for any infringement of third party's rights from the content of such announcement. All contents of the Daily Official List are provided only for information purposes and do not constitute investment advice or solicitation to invest in securities or other products listed for trading on the Exchange.

You acknowledge and agree that the Company is the owner of any property rights related to any Information appearing on the Daily Official List including intellectual property rights copyright, trademarks, etc.

The above data are a property of the Hellenic Exchanges-Athens Exchange and are copyright protected. Users are forbidden to reproduce, modify, copy, sale, transmit or redistribute, by all reproduction means and methods, part or the whole of the above data, without reference to their source.

The commercial exploitation of these data is, also, forbidden by third parties. Hellenic Exchanges-Athens Exchange does not carry any responsibility, direct or indirect, derived from usage or accidental alteration of the above data when used by third parties.

Hellenic Exchanges – Athens Stock Exchange S.A.

110 Athinon Ave., 10442 Athens, Tel: (210) 33.66.800, Fax: (210) 32.13.938

www.athexgroup.gr

Thessalonica Stock Exchange Center (T.S.E.C)

16-18 Katouni Str., Thessalonica 546 25 Tel: (2310) 567.667, Fax: (2310) 530.545

Athex Members Guarantee Fund

14-16 Fidiou Str., Athens 106 78, Tel: (210) 33.04.682, Fax: (210) 33.04.155

Hellenic Republic Capital Market Commission

1 Kolokotroni Str. & 1 Stadiou Str., Athens 10562 Tel: (210) 33.77.100 Fax: (210) 33.77.173

Table of Contents

Section 1: Statistical Figures of Securities, Derivatives and Lending

Summary of Markets

Athex Indices

Analytic Figures for Athex Market's Boards and Categories

Trading Details by Athex Sectors and Financial Instruments (ETFs)

Top 10 best & worst performing Shares

Derivatives Summary

Section 2: Analytic Figures of Shares Transactions

Analytic Figures of Shares Transactions

Shares' Notes

Section 3: Figures of Securities Transactions

Securities Blocks Details

Shares Rights Details

Stock Borrowing

Forced Sales Details

Forced Sales Registered Shares

Exchange Traded Funds (ETFs) Characteristics

Section 5: Bonds traded in Fixed Income Assets Market

Convertible Corporate Bonds - Regulated Market

Non Convertible Corporate Bonds - Regulated Market

Government Bonds

Treasury Bills & Zero Coupon Government Bonds

Government Bonds Traded with the Open Outcry Method

State Banks Bonds

Section 6: Additional Infos

Athex & ATHEXClear Members List

List of Stocks under Market Making operations

Section 7: Derivatives Market Analytic Figures

Index Futures

Stock Futures

Index Options

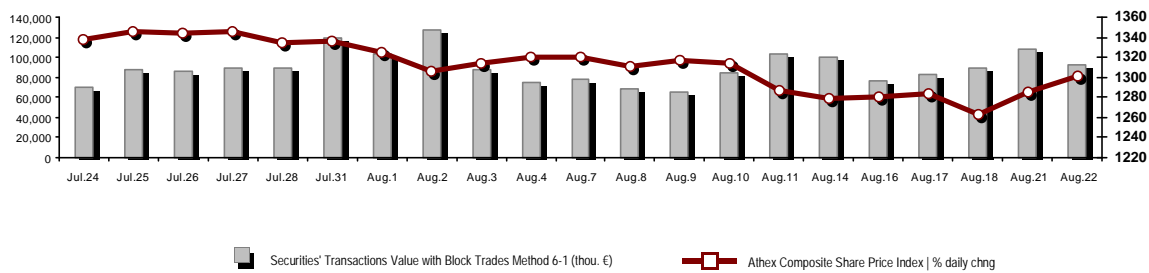
Stock Options

Stock Lending Analytic Figures

Appendix A: Sectors codification for listed companies

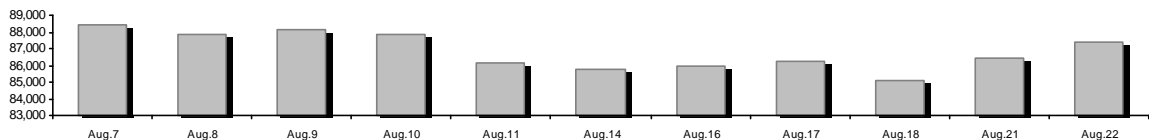
Summary of Markets

Athex Composite Share Price Index vs Shares and Derivatives Transactions Value

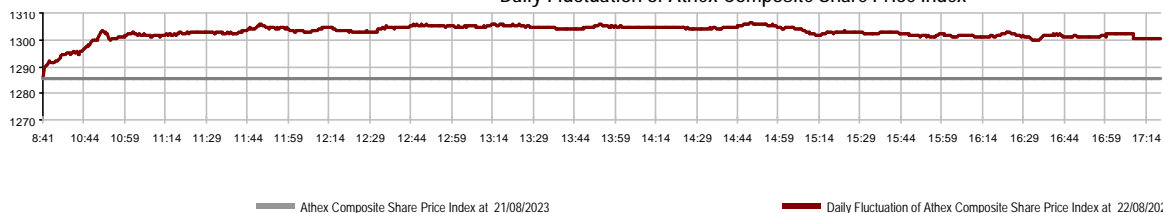


Athex Capitalisation (mill. €) **:	87,352.97		Derivatives Total Open Interest	493,468
Daily change: mill. € %	914.14	1.06%	in Index Futures % daily chng	5,410 0.17%
Yearly Avg Capitalisation: mill. € % chng prev year Avg	78,479.08	24.45%	in Stock Futures % daily chng	486,703 1.14%
Athex Composite Share Price Index % daily chng	1,300.47	1.18%	in Index Options % daily chng	776 58.04%
Athex Composite Share Price Index Capitalisation (mill. €)	80,109.63		in Stock Options % daily chng	579 3.95%
Daily change (mill. €)	906.65			
Securities' Transactions Value with Block Trades Method 6-1 (t)	92,033.15		Derivatives Contracts Volume:	21,009
Daily change: %	-15,850.22	-14.69%	Daily change: pieces %	-1,132 -5.11%
YtD Avg Trans. Value: thou. € % chng prev year Avg	104,967.39	45.28%	YtD Avg Derivatives Contracts % chng prev year Avg	44,486 29.50%
Blocks Transactions Value of Method 6-1 (thou. €)	6,555.60		Derivatives Trades Number:	1,843
Blocks Transactions Value of Method 6-2 & 6-3 (thou. €)	0.00		Daily change: number %	-452 -19.69%
Bonds Transactions Value (thou.€)	853.17		YtD Avg Trades number % chng prev year Avg	2,342 14.01%
Securities' Transactions Volume with Block Trades Method 6-1 (tho)	21,664.19		Lending Total Open Interest	169,071
Daily change: thou. pieces %	-3,381.94	-13.50%	Daily change: pieces %	17,354 11.44%
YtD Avg Volume: % chng prev year Avg	35,550.85	25.40%	Lending Volume (Multilateral/Bilateral)	5,525
Blocks Transactions Volume of Method 6-1 (thou. Pieces)	1,707.80		Daily change: pieces %	-14,829
Blocks Transactions Volume of Method 6-2 & 6-3 (thou. Pieces)	0.00		Multilateral Lending	1,985
Bonds Transactions Volume	865,000		Bilateral Lending	3,540
Securities' Trades Number with Block Trades Method 6-1	41,584		Lending Trades Number:	10
Daily change: number %	2,435	6.22%	Daily change: %	-24
YtD Avg Trades number % chng prev year Avg	36,071	22.62%	Multilateral Lending Trades Number	7
Number of Blocks Method 6-1	9		Bilateral Lending Trades Number	3
Number of Blocks Method 6-2 & 6-3	0			
Number of Bonds Transactions	131			

Athex Capitalisation (mill. €) **



Daily Fluctuation of Athex Composite Share Price Index



Athex Indices

Index name	22/08/2023	21/08/2023	pts.	%	Min	Max	Year min	Year max	Year change
Athex Composite Share Price Index	1,300.47 #	1,285.27	15.20	1.18%	1,285.27	1,306.32	929.79	1,351.68	39.87% #
Athex ESG Index	1,486.48 #	1,467.85	18.63	1.27%	1,467.85	1,494.99	1,057.52	1,541.00	40.54% #
FTSE/Athex Large Cap	3,165.32 #	3,123.55	41.77	1.34%	3,123.55	3,184.01	2,250.77	3,280.71	40.59% #
FTSE/Athex Mid Cap Index	2,129.53 #	2,109.35	20.18	0.96%	2,109.35	2,146.73	1,411.43	2,224.46	50.88% #
FTSE/ATHEX High Dividend Yield Index	3,958.79 #	3,899.19	59.60	1.53%	3,898.46	3,968.02	3,028.28	4,088.01	30.73% #
FTSE/ATHEX Global Traders Index Plus	4,020.94 #	3,963.96	56.98	1.44%	3,963.96	4,035.32	2,616.09	4,076.89	53.70% #
FTSE/ATHEX Mid & Small Cap Factor-Weighted Ind	5,858.57 #	5,827.08	31.49	0.54%	5,801.56	5,884.79	4,353.12	5,946.34	33.28% #
ATHEX Select Index Plus	4,537.95 #	4,475.35	62.60	1.40%	4,475.35	4,549.61	3,071.06	4,762.60	47.76% #
ATHEX Select Index	6,943.62 #	6,863.67	79.95	1.16%	6,863.67	6,958.04	4,343.88	7,125.71	59.85% #
FTSE/Athex Market Index	753.84 #	744.71	9.13	1.23%	744.71	758.04	539.21	780.89	39.77% #
Athex Composite Index Total Return Index	2,348.98 #	2,321.53	27.45	1.18%	2,321.53	2,359.54	1,641.17	2,440.14	43.13% #
FTSE/Athex Large Cap Total Return	5,183.86 #	5,110.71	73.15	1.43%			3,623.42	5,338.50	43.96% #
FTSE/Athex Mid Cap Total Return	2,854.29 #	2,827.24	27.05	0.96%			1,881.61	2,956.50	53.65% #
Hellenic Mid & Small Cap Index	1,930.57 #	1,904.12	26.45	1.39%	1,904.12	1,936.41	1,365.14	2,011.62	41.42% #
FTSE/Athex Banks	1,067.83 #	1,049.25	18.58	1.77%	1,049.25	1,076.41	640.09	1,117.78	66.70% #
FTSE/Athex Financial Services	1,326.78 #	1,309.48	17.30	1.32%	1,309.48	1,346.54	672.72	1,514.55	93.57% #
FTSE/Athex Industrial Goods & Services	8,209.98 #	8,155.54	54.44	0.67%	8,139.89	8,291.15	4,603.86	8,587.35	77.00% #
FTSE/Athex Retail	1,282.66 #	1,247.76	34.90	2.80%	1,247.76	1,289.41	901.21	1,375.58	42.33% #
FTSE/ATHEX Real Estate	4,513.80 #	4,455.17	58.63	1.32%	4,455.17	4,525.07	3,750.22	4,816.41	10.82% #
FTSE/Athex Consumer Goods & Services	16,087.74 #	15,602.56	485.18	3.11%	15,602.56	16,164.60	8,974.47	16,164.60	75.67% #
FTSE/Athex Food & Beverage	9,953.13 #	10,034.01	-80.88	-0.81%	9,926.72	10,060.50	8,101.49	11,188.59	17.56% #
FTSE/Athex Basic Resources	10,034.76 #	9,721.90	312.86	3.22%	9,721.90	10,102.52	6,463.31	10,531.72	54.63% #
FTSE/Athex Construction & Materials	4,485.10 #	4,443.10	42.00	0.95%	4,434.22	4,490.68	3,204.90	4,808.27	39.95% #
FTSE/Athex Energy	5,244.74 #	5,158.08	86.66	1.68%	5,158.08	5,267.18	4,780.16	5,856.79	4.27% #
FTSE/Athex Travel & Leisure	2,834.08 #	2,820.70	13.38	0.47%	2,820.70	2,879.24	2,196.17	3,038.64	27.82% #
FTSE/Athex Technology	2,955.91 #	2,928.67	27.24	0.93%	2,928.67	3,013.11	2,047.81	3,054.30	43.89% #
FTSE/Athex Telecommunications	4,000.56 #	3,936.45	64.11	1.63%	3,936.45	4,028.29	3,511.53	4,415.99	-1.75% #
FTSE/Athex Utilities	5,652.57 #	5,591.81	60.76	1.09%	5,591.81	5,729.46	4,598.77	6,190.27	22.91% #
FTSE/Athex Health Care	475.58 #	474.98	0.60	0.13%	466.55	486.20	387.42	504.88	13.53% #
FTSE/Athex Personal Products	7,885.74 #	7,567.33	318.41	4.21%	7,529.87	7,885.74	6,441.87	8,386.11	19.37% #
Athex All Share Index	305.63 #	302.43	3.20	1.06%	305.63	305.63	231.11	314.56	32.74% #
MSCI GREECE REBASED	5,045.30 #	4,959.84	85.46	1.72%	4,959.84	5,076.99	4,125.04	5,209.29	---
Hellenic Corporate Bond Index	124.99 #	125.01	-0.02	-0.02%			118.78	125.04	5.04% #
Hellenic Corporate Bond Price Index	88.49 #	88.53	-0.04	-0.05%			85.96	88.63	2.62% #

Note 1: FTSE/Med 100, Hellenic Corporate Bond Price Index and Hellenic Corporate Bond Index closing prices refer to the previous trading day of 18/08/2023.

Note 2: The Hellenic Mid & Small Cap Index is a Customized index calculated by the Athens Exchange.

Analytic Figures for Athex Market's Boards and Categories

	Total Traded Securities	Main Market	Surveillance	Exchange Traded Funds (ETFs)
Totals	126	114	11	1
Gain / Lose / Same:	70 / 32 / 24	67 / 32 / 15	2 / 0 / 9	1 / 0 / 0
Athex Capitalisation (mill. €) **	87,352.97	86,951.51	401.46	
Daily Average Trans/ons Value(thou.€)	104,967.39	104,716.07	241.55	50.22
Transactions Value	92,033.15	91,901.06	130.15	1.94
Main Board:	85,477.55	85,345.46	130.15	1.94
Blocks Board 6_2_3:	6,555.60	6,555.60	0.00	0.00
Forced Sales Board:	0.00	0.00	0.00	0.00
Special Terms Board:	0.00	0.00	0.00	0.00
Daily Average Transactions Volume	35,550,850	34,572,963	982,263	1,760
Transactions Volume	21,664,193	21,118,919	545,213	61
Main Board:	19,956,397	19,411,123	545,213	61
Blocks Board 6_2_3:	1,707,796	1,707,796	0	0
Forced Sales Board:	0	0	0	0
Special Terms Board:	0	0	0	0
Daily Average Number of Trades	36,071	35,849	219	3
Number of Trades	41,584	41,439	143	2
Main Board:	41,575	41,430	143	2
Blocks Board 6_2_3:	9	9	0	0
Forced Sales Board:	0	0	0	0
Special Terms Board:	0	0	0	0

Trading Details by Athex Sectors and Financial Instruments (ETFs)

Code	Sectors	Gain / Lose / Same	Number of Trades	Transactions Volume	Transactions Value	% of Total Trans. Value
3010	- Banks	6 / 0 / 0	12,879	13,930,404	37,451,792.20	40.69%
5510	- Basic Resources	8 / 3 / 5	1,549	453,380	1,738,554.55	1.89%
5010	- Construction & Materials	6 / 3 / 5	3,137	1,604,301	4,481,129.76	4.87%
4020	- Consumer Products & Services	6 / 1 / 1	3,653	767,484	10,715,557.70	11.64%
6010	- Energy	2 / 1 / 1	1,815	158,644	2,855,272.13	3.10%
12000	- Financial Instruments	1 / 0 / 0	2	61	1,938.06	0.00%
3020	- Financial Services	3 / 2 / 0	474	112,608	609,395.09	0.66%
4510	- Food Beverage & Tobacco	1 / 4 / 2	270	36,134	577,937.37	0.63%
2010	- Health Care	2 / 1 / 0	738	505,703	948,085.25	1.03%
5020	- Industrial Goods & Services	10 / 3 / 3	3,570	1,036,510	7,075,964.34	7.69%
3030	- Insurance	1 / 0 / 0	22	3,806	18,037.24	0.02%
4030	- Media	1 / 0 / 1	10	4,190	1,936.52	0.00%
4520	- Personal Care, Drug & Grocery Stores	1 / 0 / 2	565	381,111	2,986,224.69	3.24%
3510	- Real Estate	4 / 4 / 1	787	208,830	885,139.07	0.96%
4040	- Retail	3 / 2 / 1	426	59,939	238,527.69	0.26%
1010	- Technology	5 / 6 / 0	1,589	457,846	1,689,683.25	1.84%
1510	- Telecommunications	2 / 0 / 0	2,864	542,151	7,754,104.35	8.43%
4050	- Travel & Leisure	4 / 1 / 2	3,039	603,374	4,396,739.05	4.78%
6510	- Utilities	4 / 1 / 0	4,195	797,717	7,607,129.23	8.27%

Top 10 best & worst performing Shares

Main Market

With positive Price change			With negative Price change		
	Closing price	change		Closing price	change
UNIBIOS (CR)	1.27	13.39% #	INTERWOOD-XYLEMPORIA (CR)	0.424	-5.78% €
INTERTECH SA (CR)	1.545	5.46% #	MEDICON S.A (CR)	4.09	-3.08% €
INTRACOM HOLDINGS (CR)	2.175	4.57% #	SIDMA STEEL (CR)	2.86	-2.39% €
GR. SARANTIS S.A. (CR)	7.93	4.48% #	ELTON SA (CR)	2.74	-2.14% €
VIOHALCO SA/NV (CB)	6.51	4.33% #	IDEAL HOLDINGS (CR)	5.31	-1.48% €
FOURLIS (CR)	4.6	3.37% #	AUSTRIACARD (CB)	7.25	-1.36% €
GEN. COMMERCIAL & IND.SA (CR)	2	3.36% #	AVAX S.A. (CR)	1.6	-1.11% €
AUTOHELLAS SA (CR)	13.4	3.24% #	CPI SA (CR)	0.72	-1.10% €
TZIRAKIAN PROFIL (CR)	2.26	3.20% #	CC HBC AG (CR)	26.51	-0.82% €
IKTINOS HELLAS SA (CR)	0.648	3.18% #	BRIQ PROPERTIES (CR)	1.97	-0.76% €
With the highest Transactions Value			With the highest Transactions Volume		
	Value (thou. €)	change		Volume	change
PIRAEUS FINANCIAL HOLD (CR)	14,299.49	0.12% #	PIRAEUS FINANCIAL HOLD (CR)	4,259,129	0.12% #
NATIONAL BANK (CR)	10,713.82	1.25% #	ALPHA SERVICES HOLD (CR)	4,222,140	2.00% #
JUMBO SA (CR)	9,251.04	3.13% #	EUROBANK HOLDINGS (CR)	3,791,502	3.06% #
OTE (CR)	7,740.00	1.63% #	NATIONAL BANK (CR)	1,655,880	1.25% #
ALPHA SERVICES HOLD (CR)	6,488.14	2.00% #	INTRAKAT (CR)	558,285	0.00% -
EUROBANK HOLDINGS (CR)	5,924.93	3.06% #	OTE (CR)	540,488	1.63% #
MYTILINEOS (CR)	4,454.61	0.55% #	GR. SARANTIS S.A. (CR)	378,000	4.48% #
PPC (CR)	3,579.40	1.76% #	PPC (CR)	352,006	1.76% #
TERNA ENERGY (CR)	3,294.48	-0.48% €	LAVIPHARM SA (CR)	332,125	0.85% #
GR. SARANTIS S.A. (CR)	2,982.98	4.48% #	JUMBO SA (CR)	319,464	3.13% #

Note: Stocks that are not included in the "Under Supervision" category, and the transactions value is more than 10,000 €.

Derivatives Summary

	Number of Trades	Volume	Open Interest
Index Futures	221	1,271	5,410
FTSE/Athex Banks	6	48	2,020
FTSE/Athex Large Cap	215	1,223	3,187
MSCI GREECE REBASED	0	0	203
Stock Futures	1,599	19,583	486,703
ADMIE (IPTO) HOLDING S.A. (CR)	19	169	17,894
AEGEAN AIRLINES (CR)	84	300	5,621
ALPHA SERVICES HOLD (CR)	289	10,050	207,047
AUTOHELLAS SA (CR)	17	26	149
AVAX S.A. (CR)	4	30	1,690
CC HBC AG (CR)	14	22	637
CENERGY HOLDINGS (CB)	35	162	6,039
ELLAKTOR (CR)	3	16	696
ELVALHALCOR (CR)	15	54	2,238
EUROBANK HOLDINGS (CR)	56	1,606	44,039
EYDAP S.A. (CR)	2	5	1,894
FOURLIS (CR)	5	14	782
GEK TERNA (CR)	8	12	6,924
HELLENIC EXCHANGES-A.S.E. (CR)	22	77	8,063
HELLENIQ ENERGY (CR)	12	50	1,620
INTRACOM HOLDINGS (CR)	111	503	3,946
INTRAKAT (CR)	58	330	7,095
JUMBO SA (CR)	6	6	296
LAMDA DEVELOPMENT SA (CR)	12	22	5,578
MIG (CR)	3	3	66
MOTOR OIL (CR)	20	68	1,833
MYTILINEOS (CR)	54	99	3,788
NATIONAL BANK (CR)	123	741	18,570
OPAP (CR)	47	267	2,365
OTE (CR)	39	135	11,440
P.P.A. S.A. (CR)	0	0	293
PIRAEUS FINANCIAL HOLD (CR)	261	3,585	77,422
PPC (CR)	131	683	29,036
QUEST HOLDINGS (CR)	2	2	180
TERNA ENERGY (CR)	65	262	13,372
TITAN CEMENT (CB)	1	1	726
VIOHALCO SA/NV (CB)	81	283	5,364
Index Options	11	46	776
FTSE/Athex Large Cap	11	46	776
Stock Options	12	109	579
ALPHA SERVICES HOLD (CR)	0	0	14
NATIONAL BANK (CR)	1	4	324
OPAP (CR)	5	50	55
OTE (CR)	6	55	10
PIRAEUS FINANCIAL HOLD (CR)	0	0	4
PPC (CR)	0	0	172
Total Derivatives Traded	1,843	21,009	493,468

Shares' Notes

Code	Note text
()	- Adjusted dividends.
*	- Last adjusted closing price.
[1]	- Net dividends.
[2]	- The "Date of Last Coupon" for New listings refers to the date company's stocks started to trade in Athex
[3]	- The Company Market Value is referred to the number of outstanding shares
[4]	- Sectors codification can be found in Appendix A
[5]	- The Market Value refers to the total number of shares listed (including their several classes) in the exchange by the company.
[6]	- P/E greater than 100
[7]	- Last view of the Order Book before the end of the trading session
[8]	- All Blocks Methods' Transactions Value are included.
4750	- Transfer to the Under Surveillance Category from 8/4/2011.
4955	- Transfer to the Surveillance Category as from 5/4/2013.
4957	- Transfer to the Surveillance Category as from 5/4/2013.
4958	- Transfer to the Surveillance Category as from 5/4/2013.
4959	- Transfer to the Surveillance Category as from 5/4/2013.
5093	- Transfer to the Surveillance Category as of 8/4/2015.
5141	- Transfer to the Surveillance Category as of 10/05/2017.
5160	- Transfer to the Surveillance Category as of 15/04/2016.
5165	- Transfer to the Surveillance Category as of 15/02/2018.
5179	- Suspension of trading as of 25/05/2018.
5193	- Transfer to the Surveillance Category as of 25/10/2018.
5197	- Transfer to the Surveillance Category as of 07/11/2018.
5216	- Suspension of trading as of 01/10/2019.
5232	- Transfer to the Under Surveillance Category from 08/04/2011.
5233	- Suspension of trading as of 13/05/2020.
5248	- Transfer to the Surveillance Category as of 06/09/20116.
5253	- Transfer to the Surveillance Category as of 14/5/2021.
5275	- Transfer to the Surveillance Category as of 09/07/2020.
5277	- Suspension of trading as of 02/05/2023.
5278	- Suspension of trading as of 03/05/2023.

Securities Blocks Details

Securities	Block Volume	Price	Block Trade Value	Time of approval	Note
PIRAEUS FINANCIAL HOLD (CR)	100,000	3.36	335,800.00	10:49:09	20
AUTOHELLAS SA (CR)	29,985	13.10	392,803.50	11:08:15	20
HELLENIC EXCHANGES-A.S.E. (CR)	13,000	5.41	70,330.00	11:17:52	20
PIRAEUS FINANCIAL HOLD (CR)	100,000	3.37	336,800.00	11:39:19	20
NATIONAL BANK (CR)	158,205	6.46	1,022,637.12	14:30:21	20
GR. SARANTIS S.A. (CR)	250,000	7.90	1,975,000.00	16:40:01	20
AUTOHELLAS SA (CR)	10,469	13.42	140,493.98	16:55:35	20
EUROBANK HOLDINGS (CR)	680,000	1.56	1,062,500.00	17:02:36	20
PIRAEUS FINANCIAL HOLD (CR)	366,137	3.33	1,219,236.21	17:12:48	20

Blocks Notes

9 - Method 6-1 / Special Fees

10 - Method 6-1 / Special Fees, SDS

14 - Method 6-3 / Settlement, Incomplete Buy and Sell

18 - Method 6-2 / SPOT 1

19 - Method 6-2 / SPOT 2

20 - Method 6-1 and Method 6-1 Same Day Settlement

21 - Other Pre-agreed

Shares Rights Details

Occurred date	Exercise from	Exercise until	Trading until	Rights	Price min	Price max	Closing price	Last Bid	Last Ask	Volume	Trades	Transactions Value
---------------	---------------	----------------	---------------	--------	-----------	-----------	---------------	----------	----------	--------	--------	--------------------

No Rights Transactions.

Forced Sales Details

Securities	Category of Security	Transactions Volume	Number of Trades	Transactions Value	Note
------------	----------------------	------------------------	---------------------	-----------------------	------

No Forced Transactions.

Forced Sales Notes

- 1 - Compulsory Public Forced Sales
- 2 - Forced Sales of Fixed Registered Shares
- 3 - Forced Sales of Remaining Fractional Shares

Exchange Traded Funds (ETFs) Characteristics

	Transactions Date (T)	Creation / Redemption	Units (T-1)	New Units (T-1)	Redemption Units (T-1)	Units (T) [1]	Fund Assets [2]	Net Unit Price	Dividend per Unit	Dividend Date
ALPHA ETF FTSE Athex Large Cap	22/08/2023	5,000	924,675	---	---	924,675	28,932,230.00	31.2891	0.62	03/07/2023

ETFs Notes

[1] - Units (T) = Units (T-1) + New Units (T-1) - Redemption Units (T-1)

[2] - The Creation / Redemption Units of T-1 are included.

Non Convertible Corporate Bonds - Regulated Market

Num Listed Bonds	Nominal price	Issue price	Today's Rate	Exp. Date	Duration (years)	Note	Coupon		Trading Unit	Corporate Bonds	Accrued Int.	Yield.T.Mat	Price min	Price max	Closing price	Previous closing price/date	Volume	Transactions Value	Last order		Date	ear min	Year max	
							Common	Preferred											Price	Buy / Sell				
100,000	1,000.00	1,000.00	2.70	25/05/2026	5	---	5	---	1	COSTAMARE PARTICIPATIONS PLC (Non Convertible)	6.8250	4.0430	95.9999	95.9999	95.9999	95.0000	21/08/2023	1,000	966.82	95.1000	B	22/08/2023	92.1400	97.0000
320,000	1,000.00	1,000.00	3.40	21/07/2027	7	---	7	---	1	LAMDA DEVELOPMENT S.A. (Non Convertible)	3.2111	4.7220	93.8999	93.8999	93.8999	93.8000	21/08/2023	2,000	1,884.42	93.2010	B	22/08/2023	91.4001	95.5000
200,000	1,000.00	1,000.00	2.10	27/10/2027	7	---	6	---	1	O.P.A.P. S.A. (Non Convertible)	6.9417	3.8710	92.0001	92.8500	92.6999	93.0000	21/08/2023	7,000	6,504.10	92.0001	B	22/08/2023	91.3710	95.4000
200,000	1,000.00	1,000.00	1.90	23/03/2028	7	---	5	---	1	MOTOR OIL CORINTH REFINERIES SA (Non Convertible)	8.1278	3.9410	91.2000	91.3560	91.2520	91.3560	21/08/2023	6,000	5,523.89	91.2000	B	22/08/2023	87.5500	92.6000
100,000	1,000.00	1,000.00	2.95	11/02/2027	5	---	4	---	1	SAFE BULKERS PARTICIPATIONS PLC (Non Convertible)	1.0653	4.8320	---	---	---	93.6670	18/08/2023	---	---	93.5000	B	22/08/2023	89.9269	97.9500
230,000	1,000.00	1,000.00	4.70	12/07/2029	7	---	3	---	1	LAMDA DEVELOPMENT S.A. (Non convertible)	5.6139	4.4940	99.0000	100.1500	99.8474	99.9110	21/08/2023	132,000	132,539.63	100.0000	B	22/08/2023	94.9889	101.0000
100,000	1,000.00	1,000.00	4.40	26/07/2029	7	---	3	---	1	CPLP SHIPPING HOLDINGS PLC (Non Convertible)	3.5444	4.3410	98.5000	100.3500	99.2910	98.1000	21/08/2023	67,000	66,762.43	99.1000	B	22/08/2023	97.2369	100.8000
200,000	1,000.00	1,000.00	3.60	12/03/2026	7	---	9	---	1	AEGEAN AIRLINES S.A. (Non Convertible)	16.4000	3.6850	98.0000	98.4000	98.3828	98.8000	21/08/2023	74,000	74,016.90	98.0000	B	22/08/2023	95.6301	98.9000
500,000	1,000.00	1,000.00	2.75	03/07/2027	7	---	7	---	1	GEK TERNA S.A. (Non Convertible)	3.9722	4.6180	92.1000	92.8600	92.4615	92.9600	21/08/2023	34,000	31,571.96	92.0005	B	22/08/2023	86.8000	94.4535
120,000	1,000.00	1,000.00	3.95	04/04/2025	7	---	11	---	1	GEK TERNA S.A. (Non Convertible)	15.5806	3.4080	99.7000	99.7000	99.7000	99.5070	21/08/2023	5,000	5,062.90	99.5100	B	22/08/2023	97.5523	100.5000
175,000	1,000.00	1,000.00	3.40	26/07/2024	5	---	9	---	1	ATTICA HOLDINGS S.A. (Non Convertible)	2.7389	3.9470	99.0000	99.0000	99.0000	98.8000	21/08/2023	92,000	91,331.98	99.0000	B	22/08/2023	96.6179	99.4500
300,000	1,000.00	1,000.00	2.30	20/07/2028	7	---	5	---	1	PRODEA REIC S.A.(Non Convertible)	2.2361	5.0040	87.6000	88.4000	88.2400	87.4900	21/08/2023	15,000	13,208.44	87.7000	B	22/08/2023	82.0100	89.1000
150,000	1,000.00	1,000.00	2.65	22/10/2026	5	---	4	---	1	CPLP SHIPPING HOLDINGS PLC (Non Convertible)	8.9806	4.6750	93.6999	93.7000	93.6999	93.5000	21/08/2023	3,000	2,837.94	93.5503	B	22/08/2023	92.5500	96.0000
250,000	1,000.00	1,000.00	2.45	16/11/2028	7	---	4	---	1	ELVALHALCOR S.A. (Non Convertible)	6.8056	4.3650	90.8500	91.0808	90.9155	90.4400	21/08/2023	31,000	28,394.77	89.7252	B	22/08/2023	85.6375	92.0000
120,000	1,000.00	1,000.00	2.65	06/12/2028	7	---	4	---	1	NOVAL PROPERTY REIC (Non Convertible)	5.8153	4.6350	90.5500	90.9899	90.5500	89.8770	21/08/2023	30,000	27,371.86	89.8513	B	22/08/2023	84.3700	91.9500
300,000	1,000.00	1,000.00	2.30	14/12/2028	7	---	4	---	1	GEK TERNA S.A. (Non Convertible)	4.5361	4.7280	88.7500	88.8000	88.7680	87.7550	21/08/2023	14,000	12,493.31	88.0000	B	22/08/2023	82.1339	90.3500
150,000	1,000.00	1,000.00	2.60	22/10/2026	7	---	8	---	1	TERNA ENERGY FINANCE S.A. (Non Convertible)	8.8111	4.4480	---	---	---	93.5400	21/08/2023	---	---	93.5500	B	22/08/2023	92.5000	95.7400
100,000	1,000.00	1,000.00	2.80	25/01/2027	5	---	4	---	1	PREMIA S.A. (Non Convertible)	2.3333	5.1280	91.5501	94.7100	92.4529	94.0980	17/08/2023	7,000	6,488.04	91.8795	B	22/08/2023	87.6862	95.9899

Corporate Bonds Notes

Transactions Volume = (Pieces) * (Nominal Price). Transactions Value = (Pieces) * (Nominal Price) * (price %) + (Accrued interest).

The price of a Bond is stated as a percentage (%) of Bond's Nominal Price.

Nominal Price in Euros (€), except if it is noted differently.

Non Convertible Corporate Bonds - Regulated Market

Num Listed Bonds	Nominal price	Issue price	Today's Rate	Exp. Date	Duration (years)	Note	Coupon		Trading Unit	Corporate Bonds	Accrued Int.	Yield.T.Mat	Price min	Price max	Closing price	Previous closing price/date	Volume	Transactions Value	Last order			ear min	Year max
							Common	Preferred											Price	Buy / Sell	Date		
500,000	1,000.00	1,000.00	4.00	10/07/2030	7	---	1	---	1	MYTILINEOS S.A. (Non Convertible)	5.0000	4.0170	99.7500	99.9500	99.8004	99.9380 21/08/2023	345,000	346,212.20	99.7600	B	22/08/2023	99.7500	100.0700

Corporate Bonds Notes

Transactions Volume = (Pieces) * (Nominal Price). Transactions Value = (Pieces) * (Nominal Price) * (price %) + (Accrued interest).

The price of a Bond is stated as a percentage (%) of Bond's Nominal Price.

Nominal Price in Euros (€), except if it is noted differently.

Government Bonds

Number Listed Bonds	Nominal price	Today's Rate	Accrued Interest Calc	Exp. Date [1]	Duration (years)	Note	Coupons Date	Curr. coupon value	Trading Unit	Government Bonds	Price min	Price max	Closing price	Previous closing price/date	Volume	Transactions Value	Price	Last order Buy / Sell	Date
4,500,000	1,000.00	1.88	Actual/Actual	04/02/2035	15	---	04/02	1.88	1	GGB-FXD-040235-15Y-1.875-1.000	---	---	---	---	---	---	---	---	---
1,805,793	1,000.00	3.45	Actual/Actual	02/04/2024	5	---	02/04	3.45	1	GGB-FXD-020424-05Y-3.450-1.000	---	---	---	---	---	---	---	---	---
6,000,000	1,000.00	0.75	Actual/Actual	18/06/2031	10	---	18/06	0.75	1	GGB-FXD-180631-10Y-0.750-1.000	---	---	---	---	---	---	---	---	---
2,750,000	1,000.00	3.88	Actual/Actual	15/06/2028	5	---	15/06	3.88	1	GGB-FXD-150628-05Y-3.875-1.000	---	---	---	---	---	---	---	---	---
5,962,747,327	1.00	3.75	Actual/Actual	30/01/2028	10	---	/02 - 01/02 - 31/	3.75	1	GGB-FXD-300128-10Y-3.750-1.00	---	---	---	85.4610 13/07/2018	---	---	1.0000	B	28/11/2018
7,067,309,386	1.00	3.90	Actual/Actual	30/01/2033	15	---	/02 - 01/02 - 31/	3.90	1	GGB-FXD-300133-15Y-3.900-1.00	---	---	---	78.6730 13/07/2018	---	---	1.0000	B	28/11/2018
5,622,848,349	1.00	4.00	Actual/Actual	30/01/2037	19	---	/02 - 01/02 - 31/	4.00	1	GGB-FXD-300137-19Y-4.000-1.00	---	---	---	77.0370 13/07/2018	---	---	1.0000	B	28/11/2018
5,476,770,669	1.00	4.20	Actual/Actual	30/01/2042	24	---	/02 - 01/02 - 31/	4.20	1	GGB-FXD-300142-24Y-4.200-1.00	---	---	---	77.7640 13/07/2018	---	---	1.0000	B	28/11/2018
48,794,718	1.00	4.30	Actual/Actual	24/02/2024	12	---	24/02	4.30	1	GGB-FXD-240224-12Y-2.000-1.00	---	---	---	10.0000 22/06/2015	---	---	---	---	---
40,248,141	1.00	4.30	Actual/Actual	24/02/2025	13	---	24/02	4.30	1	GGB-FXD-240225-13Y-2.000-1.00	---	---	---	10.0000 22/06/2015	---	---	---	---	---
59,586,043	1.00	4.30	Actual/Actual	24/02/2026	14	---	24/02	4.30	1	GGB-FXD-240226-14Y-2.000-1.00	---	---	---	10.0000 22/06/2015	---	---	---	---	---
41,118,344	1.00	4.30	Actual/Actual	24/02/2027	15	---	24/02	4.30	1	GGB-FXD-240227-15Y-2.000-1.00	---	---	---	10.0000 22/06/2015	---	---	---	---	---
45,137,734	1.00	4.30	Actual/Actual	24/02/2028	16	---	24/02	4.30	1	GGB-FXD-240228-16Y-2.000-1.00	---	---	---	10.0000 22/06/2015	---	---	---	---	---
61,768,888	1.00	4.30	Actual/Actual	24/02/2029	17	---	24/02	4.30	1	GGB-FXD-240229-17Y-2.000-1.00	---	---	---	10.0000 22/06/2015	---	---	---	---	---
54,567,744	1.00	4.30	Actual/Actual	24/02/2030	18	---	24/02	4.30	1	GGB-FXD-240230-18Y-2.000-1.00	---	---	---	10.0000 22/06/2015	---	---	---	---	---
37,541,515	1.00	4.30	Actual/Actual	24/02/2031	19	---	24/02	4.30	1	GGB-FXD-240231-19Y-2.000-1.00	---	---	---	10.0000 22/06/2015	---	---	---	---	---
37,558,317	1.00	4.30	Actual/Actual	24/02/2032	20	---	24/02	4.30	1	GGB-FXD-240232-20Y-2.000-1.00	---	---	---	10.0000 22/06/2015	---	---	---	---	---
37,473,732	1.00	4.30	Actual/Actual	24/02/2033	21	---	24/02	4.30	1	GGB-FXD-240233-21Y-2.000-1.00	---	---	---	10.0000 22/06/2015	---	---	---	---	---
33,888,293	1.00	4.30	Actual/Actual	24/02/2034	22	---	24/02	4.30	1	GGB-FXD-240234-22Y-2.000-1.00	---	---	---	10.0000 22/06/2015	---	---	---	---	---
35,177,800	1.00	4.30	Actual/Actual	24/02/2035	23	---	24/02	4.30	1	GGB-FXD-240235-23Y-2.000-1.00	---	---	---	10.0000 22/06/2015	---	---	---	---	---
35,547,268	1.00	4.30	Actual/Actual	24/02/2036	24	---	24/02	4.30	1	GGB-FXD-240236-24Y-2.000-1.00	---	---	---	10.0000 22/06/2015	---	---	---	---	---
40,246,306	1.00	4.30	Actual/Actual	24/02/2037	25	---	24/02	4.30	1	GGB-FXD-240237-25Y-2.000-1.00	---	---	---	10.0000 22/06/2015	---	---	---	---	---
37,643,952	1.00	4.30	Actual/Actual	24/02/2038	26	---	24/02	4.30	1	GGB-FXD-240238-26Y-2.000-1.00	---	---	---	10.0000 22/06/2015	---	---	---	---	---
36,977,100	1.00	4.30	Actual/Actual	24/02/2039	27	---	24/02	4.30	1	GGB-FXD-240239-27Y-2.000-1.00	---	---	---	10.0000 22/06/2015	---	---	---	---	---
41,615,000	1.00	4.30	Actual/Actual	24/02/2040	28	---	24/02	4.30	1	GGB-FXD-240240-28Y-2.000-1.00	---	---	---	10.0000 22/06/2015	---	---	---	---	---
42,227,208	1.00	4.30	Actual/Actual	24/02/2041	29	---	24/02	4.30	1	GGB-FXD-240241-29Y-2.000-1.00	---	---	---	10.0000 22/06/2015	---	---	---	---	---
68,288,487	1.00	4.30	Actual/Actual	24/02/2042	30	---	24/02	4.30	1	GGB-FXD-240242-30Y-2.000-1.00	---	---	---	10.0000 22/06/2015	---	---	---	---	---
4,000,000	1,000.00	3.88	Actual/Actual	12/03/2029	10	---	12/03	3.88	1	GGB-FXD-120329-10Y-3.875-1.000	---	---	---	---	---	---	100.0000	B	15/10/2019
4,500,000	1,000.00	0.00	Actual/Actual	12/02/2026	5	---	12/02	0.00	1	GGB-FXD-120226-05Y-0.000-1.000	---	---	---	---	---	---	---	---	---
2,209,163	1,000.00	3.38	Actual/Actual	15/02/2025	7	---	15/02	3.38	1	GGB-FXD-150225-07Y-3.375-1.000	---	---	---	---	---	---	---	---	---
964,000	1,000.00	3.25	Actual/Actual	20/03/2025	6	---	20/03	3.25	1	GGB-FXD-200325-06Y-3.250-1.000	---	---	---	---	---	---	---	---	---
2,100,000	1,000.00	3.55	Actual/Actual	20/03/2026	7	---	20/03	3.55	1	GGB-FXD-200326-07Y-3.550-1.000	---	---	---	---	---	---	---	---	---
40,000	1,000.00	2.18	FLR Actual/360	16/09/2023	1	---	16/03 - 16/09	---	1	GGB-FLT-160923-01Y-2.178-1.000	---	---	---	---	---	---	---	---	---
5,500,000	1,000.00	1.50	Actual/Actual	18/06/2030	10	---	18/06	1.50	1	GGB-FXD-180630-10Y-1.500-1.000	---	---	---	---	---	---	---	---	---

Government Bonds Notes

Transactions Volume = (Pieces) * (Nominal Price). Transactions Value = (Pieces) * (Nominal Price) * (price %) + (Accrued interest).

The Value of current coupon for the issues with NV 0.01 euro refers to NV 100 euros

FLR: Floating Interest Rate.

[1] - The Expiration Date of the interest bearing period and the Date for coupon payment.

Government Bonds

Number Listed Bonds	Nominal price	Today's Rate	Accrued Interest Calc	Exp. Date [1]	Duration (years)	Note	Coupons Date	Curr. coupon value	Trading Unit	Government Bonds	Price min	Price max	Closing price	Previous closing price/date	Volume	Transactions Value	Price	Last order Buy / Sell	Date
3,500,000	1,000.00	4.38	Actual/Actual	18/07/2038	15	---	18/07	4.38	1	GGB-FXD-180738-15Y-4.375-1.000	---	---	---	---	---	---	---	---	---
5,364,250	1,000.00	3.25	Actual/Actual	20/03/2050	30	---	20/03	3.25	1	GGB-FXD-200350-30Y-3.250-1.000	---	---	---	---	---	---	---	---	---
3,924,361	1,000.00	2.00	Actual/Actual	22/04/2027	7	---	22/04	2.00	1	GGB-FXD-220427-07Y-2.000-1.000	---	---	---	---	---	---	99.9000	B	22/04/2020
2,500,000	1,000.00	1.88	Actual/Actual	23/07/2026	7	---	23/07	1.88	1	GGB-FXD-230726-07Y-1.875-1.000	---	---	---	---	---	---	---	---	---
4,050,000	1,000.00	4.25	Actual/Actual	15/06/2033	10	---	15/06	4.25	1	GGB-FXD-150633-10Y-4.250-1.000	---	---	---	---	---	---	---	---	---
3,500,000	1,000.00	1.88	Actual/Actual	24/01/2052	30	---	24/01	1.88	1	GGB-FXD-240152-30Y-1.875-1.000	---	---	---	---	---	---	---	---	---
3,700,000	1,000.00	1.75	Actual/Actual	18/06/2032	10	---	18/06	1.75	1	GGB-FXD-180632-10Y-1.750-1.000	---	---	---	---	---	---	---	---	---
2,200,000	1,000.00	1.13	FLR Actual/360	15/12/2027	5	---	- 15/12 - 15/03 -	---	1	GGB-FLT-151227-05Y-1.130-1.000	---	---	---	---	---	---	102.1600	B	30/12/2022

Government Bonds Notes

Transactions Volume = (Pieces) * (Nominal Price). Transactions Value = (Pieces) * (Nominal Price) * (price %) + (Accrued interest).

The Value of current coupon for the issues with NV 0.01 euro refers to NV 100 euros

FLR: Floating Interest Rate.

[1] - The Expiration Date of the interest bearing period and the Date for coupon payment.

Treasury Bills & Zero Coupon Government Bonds

Issue Date	13-Week Maturity									26-Week Maturity									52-Week Maturity								
	Exp. Date	Initial Rate	Num Listed Bonds	Nominal price	Issue price	Last Trade Price	Last Trade Date	Volume Traded	Note	Exp. Date	Initial Rate	Num Listed Bonds	Nominal price	Issue price	Last Trade Price	Last Trade Date	Volume Traded	Note	Exp. Date	Initial Rate	Num Listed Bonds	Nominal price	Issue price	Last Trade Price	Last Trade Date	Volume Traded	Note
09/09/2022	---	---	---	---	---	---	---	---	---	---	---	---	---	---	---	---	---	---	08/09/2023	1.97	1,000,000	1,000.00	980.47	---	---	---	---
09/12/2022	---	---	---	---	---	---	---	---	---	---	---	---	---	---	---	---	---	---	08/12/2023	2.73	600,000	1,000.00	973.10	---	---	---	---
10/03/2023	---	---	---	---	---	---	---	---	---	---	---	---	---	---	---	---	---	---	08/03/2024	3.75	1,000,000	1,000.00	963.46	---	---	---	---
09/06/2023	---	---	---	---	---	---	---	---	---	---	---	---	---	---	---	---	---	---	07/06/2024	3.84	1,600,000	1,000.00	962.60	---	---	---	---

Bonds in Circulation	Currency / Min nominal traded Value	Coupons Payment Date	Current Coupon Value	Note	Coupon	Trading Unit	Issue Date	Duration (years)	Today's Interest	A.I.C in days	Bonds	Last price of previous days		Last Outcry in Cash (euro)			Trades in Pieces	Life min	Life Max
												Price	Buy / Sell	Price	Buy / Sell	Date			
Corporate Bonds in Foreign Currency and Euro																			
103,746	GBP / 10	01/12	0.25	---	64	1	01/12/1930	98	2.5	360	National Mortgage Bank	2.27	05/02/1996	2.27	S	05/02/1996	---	2.27	2.27
0	GBP / 10	01/12	0.25	---	66	1	01/12/1928	100	2.5	360	National Mortgage Bank	---	---	---	---	---	---	---	---

Government Bonds Notes

A.I.C: Accrued Interest Calculation base.

FLR: Floating Interest Rate.

The minimum tradeable Nominal Value for all Demeterialised Government Titles is 100 Euros.

(μτφρ-0)

Athex & ATHEXClear Members List

Member Name				Stock Market			Derivatives Market		ATHEXClear Member	
	Address	Phone	Fax	Market Member	Remote Member	Market Maker	Proprietary	Market Maker	General Clearing	Direct Clearing
A. SARRIS SECURITIES S.A.				a						
6, ΔΡΑΓΑΤΣΑΝΙΟΥ 6 ΑΘΗΝΑ	2103367700									
AEONIC SECURITIES C.I.F. P.L.C.				a						
, ΛΑΪΟΥ 6, ΓΡ. 301B, ANNA COURT	35725337600									
ALPHA BANK S.A.									a	
, ΣΤΑΔΙΟΥ 40 ΑΘΗΝΑ	2103260000									
ALPHA FINANCE INVESTMENT SERVICES SINGLE MEMBER SA				a		a	a	a		a
5, ΠΑΝΕΠΙΣΤΗΜΙΟΥ 45 ΑΘΗΝΑ	2103677400									
ARGUS STOCKBROKERS LTD				a	a		a			
25, 25 ΛΕΩΦΟΡΟΣ ΔΗΜΟΣΘΕΝΗ ΣΕΒΕΡΗ	0035722717000									
ATLANTIC SECURITIES LTD				a	a					
37, ΠΡΟΔΡΟΜΟΥ 37	0035722445400									
AXON SECURITIES S.A.				a			a			
48, ΣΤΑΔΙΟΥ 48 ΑΘΗΝΑ	2103363800									
BETA SECURITIES S.A.				a		a	a			a
29, Λ. ΑΛΕΞΑΝΔΡΑΣ 29 ΑΘΗΝΑ	2106478930									
BNP PARIBAS S.A.									a	
, ΛΑΜΨΑΚΟΥ 2 ΑΘΗΝΑ	2107468525									
BOFA SECURITIES EUROPE SA				a	a					
, 112 AVENUE KL'BER 75116	+33 153655555									
CAPITAL SECURITIES S.A.				a			a			
58, ΜΗΤΡΟΠΟΛΕΩΣ 58 ΑΘΗΝΑ	2103369700									
CITIGROUP GLOBAL MARKETS EUROPE AG				a	a					
16, REUTERWEG 16	+49 691366-0									
CITIGROUP GLOBAL MARKETS LIMITED				a						
1, 33 CANADA SQUARE -CANARY WHARF	+44 02079864000									
CREDIT SUISSE BANK (EUROPE), S.A.				a	a					
, CALLE AYALA 42, 3A PLANTA-B MADRID	+34917916000									
CREDIT SUISSE SECURITIES (EUROPE) LIMITED				a						
1, ONE CABOT SQUARE LONDON	+44 2078888888									
CYCLOS SECURITIES S.A.				a			a			
39, ΧΑΡΙΛΑΟΥ ΤΡΙΚΟΥΠΗ 6-8-10 ΑΘΗΝΑ	2103364300									
DEUTSCHE BANK S.A.					a					
1, GREAT WINCHESTER STREET LONDON	+44 20 754 54209	00441133361437								
EUROBANK EQUITIES INVESTMENT FIRM SINGLE MEMBER SA				a		a	a	a		a
, ΦΙΛΕΛΛΗΝΩΝ 10 & ΞΕΝΟΦΩΝΤΟΣ 13 ΑΘΗΝΑ	2103720425									
EUROBANK S.A.									a	
, ΟΘΩΝΟΣ 8 ΑΘΗΝΑ	2144043907									
EUROCORP INVESTMENT SERVICES S.A.				a			a			a
14, ΠΛ.ΦΙΛΙΚΗΣ ΕΤΑΙΡΕΙΑΣ 14 ΑΘΗΝΑ	2107263600									
EUOTRUST INVESTMENT FIRM SA				a						
113, ΣΕΒΑΣΤΟΥΠΟΛΕΩΣ 113 ΑΘΗΝΑ	2103363100									
EUROXX SECURITIES S.A.				a		a	a	a		a
7, ΠΑΛΑΙΟΛΟΓΟΥ ΧΑΛΑΝΔΡΙ	(210)-6879400	(210)-6879401								
7, ΠΑΛΕΟΛΟΓΟΥ ΧΑΛΑΝΔΡΙ	+30 2106879400	210-6879401								
FREEDOM FINANCE EUROPE LTD				a	a					
, ΧΡΙΣΤΑΚΗ ΚΡΑΝΟΥ 20	035725257786									
G. A. PERVANAS SECURITIES- INVESTMENT SERVICES S.A.				a						
7-9, ΣΟΦΟΚΛΕΟΥΣ 7-9 ΑΘΗΝΑ	2103727200									
GLOBAL CAPITAL SECURITIES & FINANCIAL SERVICES LTD				a	a					
50, ΛΑΡΧΙΕΠΙΣΚΟΠΟΥ ΜΑΚΑΡΙΟΥ Γ50	0035722710710									
GREENPOST TRADING EUROPE LTD				a	a	a				
, ΚΙΜΟΝΟΣ 3, ACROPOLIS MANSIONS, 2ND FLOOR, FLAT/OFFICE 202	035722521389									
HELLENIC AMERICAN SECURITIES S.A.				a		a	a			a
27, ΑΝΔΡΕΑ ΠΑΠΑΝΔΡΕΟΥ 27 ΜΑΡΟΥΣΙ	2103311100									
HELLENIC BANK (INVESTMENTS) LTD					a					
, ΑΥΕ.ΚΥΡΙΑΚΟΥ ΜΑΤΣΙ 31 - PO BOX 24747 NICOSIA	+357 22500100	357 22500110								
HSBC CONTINENTAL EUROPE									a	
109-111, Λ.ΜΕΣΟΓΕΙΩΝ 109-111	2106960000									
INDEX SECURITIES S.A.				a						
6, ΔΡΑΓΑΤΣΑΝΙΟΥ 6 ΑΘΗΝΑ	2103213920									
J. CHR. MAVRIKIS SECURITIES S.A.				a						
5, ΣΟΦΟΚΛΕΟΥΣ 5 ΑΘΗΝΑ	2103216730									

Athex & ATHEXClear Members List

Member Name				Stock Market			Derivatives Market		ATHEXClear Member	
	Address	Phone	Fax	Market Member	Remote Member	Market Maker	Proprietary	Market Maker	General Clearing	Direct Clearing
KAPPA SECURITIES S.A.				a			a			
15, ΒΑΛΑΩΡΙΤΟΥ 15 ΑΘΗΝΑ	2103678600									
KARAMANOF SECURITIES & INVESTMENT SERVICES S.A.				a						
2, ΠΛ.ΑΓ.ΘΕΟΔΩΡΩΝ 2 ΑΘΗΝΑ	2103212947									
LAIKI FINANCIAL SERVICES LTD					a					
26, AVE. VYRONOS NICOSIA	357 22367367	357 22718567								
LEON DEPOLAS SECURITIES S.A.				a		a	a			
1, ΧΡΗΣΤΟΥ ΛΑΔΑ 1 ΑΘΗΝΑ	2103213276 -28									
MEGA EQUITY SECURITIES & FINANCIAL SERVICES PUBLIC LTD				a	a		a			
42-44, ΛΕΩΦ.ΓΡΙΒΑ ΔΙΓΕΝΗ 42-44	0035722711711									
MERIT SECURITIES S.A				a		a	a			a
5, ΣΟΦΟΚΛΕΟΥΣ 5 ΑΘΗΝΑ	2103671880									
MERRILL LYNCH INTERNATIONAL				a						
2, 2 KING EDWARD STREET LONDON	+44 20276281000									
N. CHRYSOCHOIDIS SECURITIES S.A.				a			a			a
7-9, ΣΟΦΟΚΛΕΟΥΣ 7-9 ΑΘΗΝΑ	2103213913									
NATIONAL BANK OF GREECE S.A.				a		a	a		a	
86, ΑΙΟΛΟΥ ΣΤΡ. ΑΘΗΝΑ	(210)-3341000	(210)-3228187								
68, ΑΚΑΔΙΜΙΑΣ ΣΤΡ. ΑΘΗΝΑ	(210)-3328817	(210)-3328678								
NATIONAL SECURITIES SINGLE MEMBER SA				a		a	a	a		
66, ΛΕΩΦΟΡΟΣ ΑΘΗΝΩΝ 128-132 & ΙΦΙΓΕΝΙΑΣ ΑΘΗΝΑ	2103328784									
NUNTIUS BROKERAGE AND INVESTMENT SERVICES S.A				a						
6, ΔΡΑΓΑΤΣΑΝΙΟΥ 6 ΑΘΗΝΑ	2103350599									
ONE PLUS CAPITAL LIMITED				a	a					
, 75 PRODROMOU AVENUE NICOSIA 1307	35722873760									
OPTIMA BANK S.A.				a		a	a	a	a	
32, ΑΙΓΙΑΛΕΙΑΣ 32 & ΠΑΡΑΔΕΙΣΟΥ ΜΑΡΟΥΣΙ	2108173663									
PANCRETA BANK S.A									a	
, ΙΚΑΡΟΥ 5	2810 338800									
PANTELAKIS SECURITIES S.A.				a		a	a	a		
57, ΕΘΝΙΚΗΣ ΑΝΤΙΣΤΑΣΕΩΣ 57, ΚΤΙΡΙΟ Β CHALANDRI	2106965000									
PIRAEUS BANK S.A.				a			a		a	
, ΑΜΕΡΙΚΗΣ 4 ΑΘΗΝΑ	2103335000									
PIRAEUS SECURITIES S. A.				a		a	a	a		a
10, ΣΤΑΔΙΟΥ 10 ΑΘΗΝΑ	2103354100									
PROCHOICE SECURITIES LTD				a	a					
57, ΛΕΩΦ.ΣΠΥΡΟΥ ΚΥΠΡΙΑΝΟΥ 57, ΑΚΙΝΗΤΑ Φ	035724661192									
SHARELINK SECURITIES & FINANCIAL SERVICES LTD				a			a			
6, HOUSE-ΘΕΟΤΟΚΗ 6 ΜΕΓΑΡΟ ΕΛΜΗΝΑ	+357 22554200									
SOCIETE GENERALE S.A.				a	a		a			
, 17 COURS VALMY, CEDEX	+157290504									
SOLIDUS SECURITIES S.A				a			a			a
64, ΛΟΥΙΖΗΣ ΠΙΑΝΚΟΥΡ 64 ΑΘΗΝΑ	2106900600									
ST. EM. LAVRENTAKIS SECURITIES S.A.				a			a			
7-9, ΣΟΦΟΚΛΕΟΥΣ 7-9 ΑΘΗΝΑ	2103213336									
THE CYPRUS INVESTMENT & SECURITIES CORPORATION LTD				a	a					
154, ΑΓΙΟΥ ΠΡΟΚΟΠΙΟΥ & ΠΟΣΕΙΔΩΝΟΣ 1	0035722121700									
UBS EUROPE SE				a	a					
, OPERNTURM, BOCKENHEIMER LANDSTRASSE 2-4	496921790									
UBS LIMITED					a					
1, FINSBURY AVENUE LONDON	+44 2075687135									

List of Stocks under Market Making operations

Securities	Market Maker	Start Market Making	Stock Category	Suspension Status
MLS MULTIMEDIA SA (CR)				
	PIRAEUS SECURITIES S. A.	01/08/2019		
ALPHA ETF FTSE Athex Large Cap			Exchange Traded Funds (ETFs)	
	ALPHA FINANCE INVESTMENT SERVICES SINGLE MEMBER SA	02/01/1900		
	NATIONAL SECURITIES SINGLE MEMBER SA	02/01/1900		
ADMIE (IPTO) HOLDING S.A. (CR)			Main Market	
	EUROBANK EQUITIES INVESTMENT FIRM SINGLE MEMBER SA	24/05/2021		
	HELLENIC AMERICAN SECURITIES S.A.	09/03/2020		
	PIRAEUS SECURITIES S. A.	29/06/2017		
AEGEAN AIRLINES (CR)			Main Market	
	EUROBANK EQUITIES INVESTMENT FIRM SINGLE MEMBER SA	22/09/2020		
ALPHA SERVICES HOLD (CR)			Main Market	
	ALPHA FINANCE INVESTMENT SERVICES SINGLE MEMBER SA	29/02/2016		
	EUROBANK EQUITIES INVESTMENT FIRM SINGLE MEMBER SA	22/10/2006		
	GREENPOST TRADING EUROPE LTD	12/06/2023		
	HELLENIC AMERICAN SECURITIES S.A.	25/07/2014		
	LEON DEPOLAS SECURITIES S.A.	04/01/2016		
	MERIT SECURITIES S.A	03/09/2012		
	NATIONAL SECURITIES SINGLE MEMBER SA	02/01/1900		
	PIRAEUS SECURITIES S. A.	28/05/2009		
ALPHA TRUST (CR)			Main Market	
	EUROBANK EQUITIES INVESTMENT FIRM SINGLE MEMBER SA	06/02/2023		
	LEON DEPOLAS SECURITIES S.A.	04/01/2021		
ALUMIL (CR)			Main Market	
	PIRAEUS SECURITIES S. A.	31/07/2023		
ANDROMEDA SA (CR)			Main Market	
	BETA SECURITIES S.A.	15/02/2021		
	OPTIMA BANK S.A.	03/04/2023		
ATTICA BANK S.A. (CR)			Main Market	
	EUROXX SECURITIES S.A.	22/01/2016		
	PIRAEUS SECURITIES S. A.	20/09/2017		
AUSTRIACARD (CB)			Main Market	
	BETA SECURITIES S.A.	23/03/2023		
	EUROBANK EQUITIES INVESTMENT FIRM SINGLE MEMBER SA	15/05/2023		
AUTOHELLAS SA (CR)			Main Market	
	ALPHA FINANCE INVESTMENT SERVICES SINGLE MEMBER SA	01/07/2019		
	EUROXX SECURITIES S.A.	02/07/2018		
AVAX S.A. (CR)			Main Market	
	EUROBANK EQUITIES INVESTMENT FIRM SINGLE MEMBER SA	14/12/2015		
	PIRAEUS SECURITIES S. A.	01/02/2021		
AVE (CR)			Main Market	
	EUROXX SECURITIES S.A.	05/06/2020		
BRIQ PROPERTIES (CR)			Main Market	
	EUROBANK EQUITIES INVESTMENT FIRM SINGLE MEMBER SA	09/09/2019		
	LEON DEPOLAS SECURITIES S.A.	22/02/2021		
CC HBC AG (CR)			Main Market	
	BETA SECURITIES S.A.	08/03/2021		
	NATIONAL SECURITIES SINGLE MEMBER SA	02/01/1900		
	PIRAEUS SECURITIES S. A.	04/05/2015		
CENERGY HOLDINGS (CB)			Main Market	
	ALPHA FINANCE INVESTMENT SERVICES SINGLE MEMBER SA	02/01/2016		
	EUROBANK EQUITIES INVESTMENT FIRM SINGLE MEMBER SA	02/01/2016		
	OPTIMA BANK S.A.	14/03/2022		
	PANTELAKIS SECURITIES S.A.	27/12/2022		
CNL CAPITAL (CR)			Main Market	
	MERIT SECURITIES S.A	01/10/2018		
DIMAND (CR)			Main Market	
	ALPHA FINANCE INVESTMENT SERVICES SINGLE MEMBER SA	08/08/2022		
	EUROBANK EQUITIES INVESTMENT FIRM SINGLE MEMBER SA	08/08/2022		
	PANTELAKIS SECURITIES S.A.	15/05/2023		
EKTER SA (CR)			Main Market	
	BETA SECURITIES S.A.	26/09/2022		
	EUROBANK EQUITIES INVESTMENT FIRM SINGLE MEMBER SA	16/10/2017		
	LEON DEPOLAS SECURITIES S.A.	21/05/2018		
ELASTRON (CR)			Main Market	
	LEON DEPOLAS SECURITIES S.A.	20/02/2017		

List of Stocks under Market Making operations

Securities	Stock Category
Market Maker	Start Market Making
ELLAKTOR (CR)	Main Market
ALPHA FINANCE INVESTMENT SERVICES SINGLE MEMBER SA	18/03/2019
EUROBANK EQUITIES INVESTMENT FIRM SINGLE MEMBER SA	01/06/2012
EUROXX SECURITIES S.A.	24/09/2018
NATIONAL SECURITIES SINGLE MEMBER SA	02/01/1900
PIRAEUS SECURITIES S. A.	22/10/2018
ELTON SA (CR)	Main Market
EUROBANK EQUITIES INVESTMENT FIRM SINGLE MEMBER SA	28/11/2022
OPTIMA BANK S.A.	30/01/2023
ELVALHALCOR (CR)	Main Market
ALPHA FINANCE INVESTMENT SERVICES SINGLE MEMBER SA	07/05/2018
BETA SECURITIES S.A.	09/01/2023
EUROBANK EQUITIES INVESTMENT FIRM SINGLE MEMBER SA	07/05/2018
ENTERSOFT (CR)	Main Market
ALPHA FINANCE INVESTMENT SERVICES SINGLE MEMBER SA	23/03/2023
EUROBANK EQUITIES INVESTMENT FIRM SINGLE MEMBER SA	22/06/2020
EUROBANK HOLDINGS (CR)	Main Market
ALPHA FINANCE INVESTMENT SERVICES SINGLE MEMBER SA	09/01/2006
EUROBANK EQUITIES INVESTMENT FIRM SINGLE MEMBER SA	01/06/2012
GREENPOST TRADING EUROPE LTD	12/06/2023
HELLENIC AMERICAN SECURITIES S.A.	25/07/2014
LEON DEPOLAS SECURITIES S.A.	30/11/2018
MERIT SECURITIES S.A	06/11/2017
NATIONAL SECURITIES SINGLE MEMBER SA	02/01/1900
PIRAEUS SECURITIES S. A.	28/09/2009
EUROCONSULTANTS S.A. (CR)	Main Market
OPTIMA BANK S.A.	01/02/2023
EYDAP S.A. (CR)	Main Market
ALPHA FINANCE INVESTMENT SERVICES SINGLE MEMBER SA	27/01/2020
EUROBANK EQUITIES INVESTMENT FIRM SINGLE MEMBER SA	10/06/2019
FOURLIS (CR)	Main Market
EUROBANK EQUITIES INVESTMENT FIRM SINGLE MEMBER SA	01/12/2016
PIRAEUS SECURITIES S. A.	06/03/2017
GEK TERNA (CR)	Main Market
BETA SECURITIES S.A.	08/03/2021
EUROBANK EQUITIES INVESTMENT FIRM SINGLE MEMBER SA	24/05/2021
PIRAEUS SECURITIES S. A.	29/08/2019
GR. SARANTIS S.A. (CR)	Main Market
BETA SECURITIES S.A.	14/05/2012
EUROBANK EQUITIES INVESTMENT FIRM SINGLE MEMBER SA	24/10/2016
HELLENIC EXCHANGES-A.S.E. (CR)	Main Market
HELLENIC AMERICAN SECURITIES S.A.	01/09/2014
NATIONAL SECURITIES SINGLE MEMBER SA	02/01/1900
PIRAEUS SECURITIES S. A.	04/05/2015
HELLENIQ ENERGY (CR)	Main Market
HELLENIC AMERICAN SECURITIES S.A.	14/09/2015
PIRAEUS SECURITIES S. A.	20/03/2017
IDEAL HOLDINGS (CR)	Main Market
EUROBANK EQUITIES INVESTMENT FIRM SINGLE MEMBER SA	07/06/2021
PIRAEUS SECURITIES S. A.	07/06/2021
INTERCONTINENTAL (CR)	Main Market
LEON DEPOLAS SECURITIES S.A.	03/06/2019
INTERLIFE G.C.I.(CR)	Main Market
BETA SECURITIES S.A.	24/10/2022
INTERWOOD-XYLEMPORIA (CR)	Main Market
EUROBANK EQUITIES INVESTMENT FIRM SINGLE MEMBER SA	05/07/2021
PANTELAKIS SECURITIES S.A.	01/07/2021
INTRAKAT (CR)	Main Market
BETA SECURITIES S.A.	04/10/2021
PANTELAKIS SECURITIES S.A.	10/10/2022
JUMBO SA (CR)	Main Market
BETA SECURITIES S.A.	01/02/2021
EUROBANK EQUITIES INVESTMENT FIRM SINGLE MEMBER SA	25/05/2020
GREENPOST TRADING EUROPE LTD	12/06/2023
MERIT SECURITIES S.A	06/11/2017
PIRAEUS SECURITIES S. A.	06/03/2017
KLOUKINAS - LAPPAS SA (CR)	Main Market
OPTIMA BANK S.A.	02/01/2023

List of Stocks under Market Making operations

Securities	Stock Category
Market Maker	Start Market Making
KRI-KRI S.A. (CR)	Main Market
EUROBANK EQUITIES INVESTMENT FIRM SINGLE MEMBER SA	07/05/2018
LEON DEPOLAS SECURITIES S.A.	16/01/2017
LAMDA DEVELOPMENT SA (CR)	Main Market
EUROBANK EQUITIES INVESTMENT FIRM SINGLE MEMBER SA	08/12/2014
PANTELAKIS SECURITIES S.A.	06/11/2017
PIRAEUS SECURITIES S. A.	29/06/2017
LAMPASA HOTEL SA (CR)	Main Market
LEON DEPOLAS SECURITIES S.A.	16/01/2017
MIG (CR)	Main Market
PIRAEUS SECURITIES S. A.	02/02/2009
MOTOR OIL (CR)	Main Market
BETA SECURITIES S.A.	08/03/2021
EUROBANK EQUITIES INVESTMENT FIRM SINGLE MEMBER SA	22/10/2006
GREENPOST TRADING EUROPE LTD	12/06/2023
LEON DEPOLAS SECURITIES S.A.	01/04/2019
MERIT SECURITIES S.A	25/02/2019
NATIONAL SECURITIES SINGLE MEMBER SA	02/01/1900
PIRAEUS SECURITIES S. A.	04/05/2015
MPLE KEDROS (CR)	Main Market
MERIT SECURITIES S.A	30/09/2022
MYTILINEOS (CR)	Main Market
ALPHA FINANCE INVESTMENT SERVICES SINGLE MEMBER SA	15/04/2019
BETA SECURITIES S.A.	11/04/2022
EUROBANK EQUITIES INVESTMENT FIRM SINGLE MEMBER SA	20/09/2017
GREENPOST TRADING EUROPE LTD	12/06/2023
MERIT SECURITIES S.A	25/02/2019
NATIONAL SECURITIES SINGLE MEMBER SA	02/01/1900
PIRAEUS SECURITIES S. A.	04/05/2015
NATIONAL BANK (CR)	Main Market
ALPHA FINANCE INVESTMENT SERVICES SINGLE MEMBER SA	09/01/2006
EUROBANK EQUITIES INVESTMENT FIRM SINGLE MEMBER SA	22/10/2006
GREENPOST TRADING EUROPE LTD	12/06/2023
HELLENIC AMERICAN SECURITIES S.A.	25/07/2014
LEON DEPOLAS SECURITIES S.A.	20/05/2015
MERIT SECURITIES S.A	03/09/2012
NATIONAL SECURITIES SINGLE MEMBER SA	02/01/1900
PIRAEUS SECURITIES S. A.	08/09/2008
OPAP (CR)	Main Market
ALPHA FINANCE INVESTMENT SERVICES SINGLE MEMBER SA	09/01/2006
BETA SECURITIES S.A.	11/04/2022
EUROBANK EQUITIES INVESTMENT FIRM SINGLE MEMBER SA	22/10/2006
GREENPOST TRADING EUROPE LTD	12/06/2023
HELLENIC AMERICAN SECURITIES S.A.	25/07/2014
MERIT SECURITIES S.A	20/03/2017
NATIONAL SECURITIES SINGLE MEMBER SA	02/01/1900
PIRAEUS SECURITIES S. A.	04/05/2015
OTE (CR)	Main Market
ALPHA FINANCE INVESTMENT SERVICES SINGLE MEMBER SA	09/01/2006
BETA SECURITIES S.A.	11/04/2022
EUROBANK EQUITIES INVESTMENT FIRM SINGLE MEMBER SA	22/10/2006
GREENPOST TRADING EUROPE LTD	12/06/2023
HELLENIC AMERICAN SECURITIES S.A.	25/07/2014
LEON DEPOLAS SECURITIES S.A.	20/04/2015
MERIT SECURITIES S.A	20/03/2017
NATIONAL SECURITIES SINGLE MEMBER SA	02/01/1900
PIRAEUS SECURITIES S. A.	08/09/2008
P.P.A. S.A. (CR)	Main Market
EUROBANK EQUITIES INVESTMENT FIRM SINGLE MEMBER SA	06/02/2019
PAPOUTSANIS (CR)	Main Market
ALPHA FINANCE INVESTMENT SERVICES SINGLE MEMBER SA	19/11/2018
BETA SECURITIES S.A.	25/11/2013
PETROPOULOS PETROS (CR)	Main Market
EUROBANK EQUITIES INVESTMENT FIRM SINGLE MEMBER SA	01/04/2019
PANTELAKIS SECURITIES S.A.	16/03/2020

List of Stocks under Market Making operations

Securities	Stock Category
Market Maker	Start Market Making
PIRAEUS FINANCIAL HOLD (CR)	Main Market
ALPHA FINANCE INVESTMENT SERVICES SINGLE MEMBER SA	15/04/2019
EUROBANK EQUITIES INVESTMENT FIRM SINGLE MEMBER SA	22/10/2006
EUROXX SECURITIES S.A.	15/02/2016
GREENPOST TRADING EUROPE LTD	12/06/2023
HELLENIC AMERICAN SECURITIES S.A.	25/07/2014
LEON DEPOLAS SECURITIES S.A.	30/11/2018
MERIT SECURITIES S.A	16/09/2013
NATIONAL SECURITIES SINGLE MEMBER SA	02/01/1900
PIRAEUS SECURITIES S. A.	16/02/2009
PPC (CR)	Main Market
ALPHA FINANCE INVESTMENT SERVICES SINGLE MEMBER SA	09/01/2006
BETA SECURITIES S.A.	01/02/2021
EUROBANK EQUITIES INVESTMENT FIRM SINGLE MEMBER SA	22/10/2006
GREENPOST TRADING EUROPE LTD	12/06/2023
HELLENIC AMERICAN SECURITIES S.A.	01/09/2014
MERIT SECURITIES S.A	06/11/2017
NATIONAL SECURITIES SINGLE MEMBER SA	02/01/1900
PIRAEUS SECURITIES S. A.	28/09/2009
PREMA (CR)	Main Market
BETA SECURITIES S.A.	01/06/2021
LEON DEPOLAS SECURITIES S.A.	05/12/2022
PANTELAKIS SECURITIES S.A.	23/12/2021
PROFILE SA (CR)	Main Market
OPTIMA BANK S.A.	03/04/2023
PANTELAKIS SECURITIES S.A.	01/07/2019
QUALITY & RELIABILITY SA (CR)	Main Market
OPTIMA BANK S.A.	03/01/2023
QUEST HOLDINGS (CR)	Main Market
BETA SECURITIES S.A.	26/03/2018
EUROBANK EQUITIES INVESTMENT FIRM SINGLE MEMBER SA	28/01/2019
REVOIL (CR)	Main Market
BETA SECURITIES S.A.	26/06/2023
SIDMA STEEL (CR)	Main Market
OPTIMA BANK S.A.	25/05/2023
SPACE HELLAS SA (CR)	Main Market
MERIT SECURITIES S.A	09/12/2022
TECHNICAL OLYMPIC SA (CR)	Main Market
OPTIMA BANK S.A.	05/07/2023
TERNA ENERGY (CR)	Main Market
EUROBANK EQUITIES INVESTMENT FIRM SINGLE MEMBER SA	24/05/2021
PIRAEUS SECURITIES S. A.	09/12/2019
THRACE PLASTICS SA (CR)	Main Market
ALPHA FINANCE INVESTMENT SERVICES SINGLE MEMBER SA	26/03/2018
EUROBANK EQUITIES INVESTMENT FIRM SINGLE MEMBER SA	26/03/2018
TITAN CEMENT (CB)	Main Market
BETA SECURITIES S.A.	01/02/2021
EUROBANK EQUITIES INVESTMENT FIRM SINGLE MEMBER SA	06/11/2019
PIRAEUS SECURITIES S. A.	18/01/2021
TZIRAKIAN PROFIL (CR)	Main Market
LEON DEPOLAS SECURITIES S.A.	19/07/2021
VIOHALCO SA/MV (CB)	Main Market
ALPHA FINANCE INVESTMENT SERVICES SINGLE MEMBER SA	11/03/2008
EUROBANK EQUITIES INVESTMENT FIRM SINGLE MEMBER SA	04/03/2014
MERIT SECURITIES S.A	17/03/2014

Underlying Asset				Derivatives Market													
Price max	Price min	Closing price	change	Delivery Month	Open price	Price max	Price min	Last price	Closing price	Last Bid	Last Ask	Fixing price*	Life high	Life low	Trades	Volume	Open Interest
FTSE/Athex Large Cap				(Trade Unit: 1 Index Point x 2E, Cash Settlement)													
3,184.01	3,123.55	3,165.32	1.34%	September 2023	3,160.00	3,193.75	3,160.00	3,169.50	3,169.50	---	---	---	3,293.25	---	204	1,155	3,163
				October 2023	3,170.00	3,191.00	3,170.00	3,174.00	3,174.00	---	---	---	3,191.00	---	11	68	24
				November 2023	---	---	---	---	3,138.75	---	---	---	---	---	---	---	---
				December 2023	---	---	---	---	3,143.75	---	---	---	---	---	---	---	---
				March 2024	---	---	---	---	3,159.50	---	---	---	---	---	---	---	---
				June 2024	---	---	---	---	3,176.50	---	---	---	---	---	---	---	---
FTSE/Athex Banks				(Trade Unit: 1 Index Point x 15E, Cash Settlement)													
1,076.41	1,049.25	1,067.83	1.77%	September 2023	1,068.00	1,080.00	1,068.00	1,073.00	1,073.00	---	---	---	1,134.75	---	6	48	2,020
				December 2023	---	---	---	---	1,056.00	---	---	---	---	---	---	---	---
				March 2024	---	---	---	---	1,061.25	---	---	---	---	---	---	---	---
				June 2024	---	---	---	---	1,067.00	---	---	---	---	---	---	---	---
MSCI GREECE REBASED				(Trade Unit: 1 Index Point x 2E, Cash Settlement)													
5,076.99	4,959.84	5,045.30	1.72%	September 2023	---	---	---	---	4,979.00	---	---	---	5,192.25	---	---	---	182
				October 2023	---	---	---	---	5,128.50	---	---	---	5,169.00	---	---	---	1
				November 2023	---	---	---	---	4,984.00	---	---	---	---	---	---	---	---
				December 2023	---	---	---	---	5,140.50	---	---	---	5,012.25	---	---	---	20
				January 2024	---	---	---	---	5,001.50	---	---	---	---	---	---	---	---
				February 2024	---	---	---	---	5,009.25	---	---	---	---	---	---	---	---
				March 2024	---	---	---	---	5,017.00	---	---	---	---	---	---	---	---
				June 2024	---	---	---	---	5,044.00	---	---	---	---	---	---	---	---

Derivatives notes

Fixing prices and final open positions can be retrieved from the following path <http://www.helex.gr/el/web/guest/statistics-end-of-day-derivatives>

Underlying Asset				Derivatives Market													
Price max	Price min	Closing price	change	Delivery Month	Open price	Price max	Price min	Last price	Closing price	Last Bid	Last Ask	Fixing price*	Life high	Life low	Trades	Volume	Open Interest
ADMIE (IPTO) HOLDING S.A. (CR)				(Contract Size: 100 Securities, Physical Delivery)													
2.35	2.32	2.325	0.87%	September 2023	2.35	2.37	2.34	2.34	2.34	---	---	---	2.49	---	19	169	17,503
				December 2023	---	---	---	---	2.33	---	---	---	2.42	---	---	---	391
				March 2024	---	---	---	---	2.33	---	---	---	---	---	---	---	---
				June 2024	---	---	---	---	2.34	---	---	---	---	---	---	---	---
AEGEAN AIRLINES (CR)				(Contract Size: 100 Securities, Physical Delivery)													
12.98	12.7	12.72	0.16%	September 2023	13.00	13.10	12.69	12.69	12.69	---	---	---	13.70	---	84	300	5,621
				December 2023	---	---	---	---	12.78	---	---	---	---	---	---	---	---
				March 2024	---	---	---	---	12.85	---	---	---	---	---	---	---	---
				June 2024	---	---	---	---	12.92	---	---	---	---	---	---	---	---
ALPHA SERVICES HOLD (CR)				(Contract Size: 100 Securities, Physical Delivery)													
1.55	1.516	1.53	2.00%	September 2023	1.52	1.56	1.52	1.54	1.54	---	---	---	1.72	---	289	10,050	206,587
				December 2023	---	---	---	---	1.53	---	---	---	1.65	---	---	---	460
				March 2024	---	---	---	---	1.52	---	---	---	---	---	---	---	---
				June 2024	---	---	---	---	1.53	---	---	---	---	---	---	---	---
AUTOHELLAS SA (CR)				(Contract Size: 100 Securities, Physical Delivery)													
13.44	12.56	13.4	3.24%	September 2023	13.06	13.40	13.06	13.32	13.32	---	---	---	14.56	---	17	26	149
				December 2023	---	---	---	---	13.06	---	---	---	---	---	---	---	---
				March 2024	---	---	---	---	13.13	---	---	---	---	---	---	---	---
				June 2024	---	---	---	---	13.20	---	---	---	---	---	---	---	---
AVAX S.A. (CR)				(Contract Size: 100 Securities, Physical Delivery)													
1.646	1.594	1.6	-1.11%	September 2023	1.65	1.65	1.62	1.64	1.64	---	---	---	1.80	---	4	30	1,690
				December 2023	---	---	---	---	1.63	---	---	---	---	---	---	---	---
				March 2024	---	---	---	---	1.64	---	---	---	---	---	---	---	---
				June 2024	---	---	---	---	1.65	---	---	---	---	---	---	---	---
CC HBC AG (CR)				(Contract Size: 100 Securities, Physical Delivery)													
26.8	26.44	26.51	-0.82%	September 2023	26.91	26.91	26.56	26.57	26.57	---	---	---	28.81	---	14	22	637
				December 2023	---	---	---	---	26.90	---	---	---	---	---	---	---	---
				March 2024	---	---	---	---	27.04	---	---	---	---	---	---	---	---
				June 2024	---	---	---	---	27.18	---	---	---	---	---	---	---	---
CENERGY HOLDINGS (CB)				(Contract Size: 100 Securities, Physical Delivery)													
6.9	6.62	6.8	1.95%	September 2023	6.80	6.90	6.79	6.90	6.90	---	---	---	7.20	---	35	162	6,039
				December 2023	---	---	---	---	6.71	---	---	---	---	---	---	---	---
				March 2024	---	---	---	---	6.75	---	---	---	---	---	---	---	---
				June 2024	---	---	---	---	6.78	---	---	---	---	---	---	---	---

Derivatives notes

Fixing prices and final open positions can be retrieved from the following path <http://www.helex.gr/el/web/guest/statistics-end-of-day-derivatives>

Underlying Asset				Derivatives Market													
Price max	Price min	Closing price	change	Delivery Month	Open price	Price max	Price min	Last price	Closing price	Last Bid	Last Ask	Fixing price*	Life high	Life low	Trades	Volume	Open Interest
ELLAKTOR (CR)				(Contract Size: 100 Securities, Physical Delivery)													
2.37	2.33	2.36	0.86%	September 2023	2.37	2.37	2.37	2.37	2.37	---	---	---	2.73	---	3	16	696
				December 2023	---	---	---	---	2.36	---	---	---	---	---	---	---	---
				March 2024	---	---	---	---	2.37	---	---	---	---	---	---	---	---
				June 2024	---	---	---	---	2.38	---	---	---	---	---	---	---	---
ELVALHALCOR (CR)				(Contract Size: 100 Securities, Physical Delivery)													
2.17	2.115	2.15	1.66%	September 2023	2.17	2.18	2.15	2.16	2.16	---	---	---	2.45	---	15	54	2,238
				December 2023	---	---	---	---	2.13	---	---	---	---	---	---	---	---
				March 2024	---	---	---	---	2.14	---	---	---	---	---	---	---	---
				June 2024	---	---	---	---	2.15	---	---	---	---	---	---	---	---
EUROBANK HOLDINGS (CR)				(Contract Size: 100 Securities, Physical Delivery)													
1.578	1.5405	1.5645	3.06%	September 2023	1.56	1.58	1.55	1.57	1.57	---	---	---	1.68	---	56	1,606	44,039
				December 2023	---	---	---	---	1.53	---	---	---	---	---	---	---	---
				March 2024	---	---	---	---	1.54	---	---	---	---	---	---	---	---
				June 2024	---	---	---	---	1.54	---	---	---	---	---	---	---	---
EYDAP S.A. (CR)				(Contract Size: 100 Securities, Physical Delivery)													
6.6	6.51	6.6	1.23%	September 2023	6.58	6.58	6.58	6.58	6.58	---	---	---	7.18	---	2	5	1,894
				December 2023	---	---	---	---	6.56	---	---	---	---	---	---	---	---
				March 2024	---	---	---	---	6.59	---	---	---	---	---	---	---	---
				June 2024	---	---	---	---	6.63	---	---	---	---	---	---	---	---
FOURLIS (CR)				(Contract Size: 100 Securities, Physical Delivery)													
4.63	4.45	4.6	3.37%	September 2023	4.59	4.62	4.57	4.62	4.62	---	---	---	5.07	---	5	14	782
				December 2023	---	---	---	---	4.48	---	---	---	---	---	---	---	---
				March 2024	---	---	---	---	4.50	---	---	---	---	---	---	---	---
				June 2024	---	---	---	---	4.53	---	---	---	---	---	---	---	---
GEK TERNA (CR)				(Contract Size: 100 Securities, Physical Delivery)													
13.18	12.9	13.06	0.62%	September 2023	13.09	13.16	13.09	13.12	13.12	---	---	---	15.01	---	8	12	6,924
				December 2023	---	---	---	---	13.06	---	---	---	---	---	---	---	---
				March 2024	---	---	---	---	13.13	---	---	---	---	---	---	---	---
				June 2024	---	---	---	---	13.20	---	---	---	---	---	---	---	---
HELLENIC EXCHANGES-A.S.E. (CR)				(Contract Size: 100 Securities, Physical Delivery)													
5.45	5.36	5.37	1.32%	September 2023	5.45	5.47	5.41	5.41	5.41	---	---	---	6.20	---	22	77	8,063
				December 2023	---	---	---	---	5.33	---	---	---	---	---	---	---	---
				March 2024	---	---	---	---	5.36	---	---	---	---	---	---	---	---
				June 2024	---	---	---	---	5.39	---	---	---	---	---	---	---	---

Derivatives notes

Fixing prices and final open positions can be retrieved from the following path <http://www.helex.gr/el/web/guest/statistics-end-of-day-derivatives>

Underlying Asset				Derivatives Market													
Price max	Price min	Closing price	change	Delivery Month	Open price	Price max	Price min	Last price	Closing price	Last Bid	Last Ask	Fixing price*	Life high	Life low	Trades	Volume	Open Interest
HELLENiQ ENERGY (CR)																	
(Contract Size: 100 Securities, Physical Delivery)																	
8.18	8.04	8.1	0.00%	September 2023	8.21	8.21	8.10	8.10	8.10	---	---	---	8.49	---	12	50	1,620
				December 2023	---	---	---	---	8.15	---	---	---	---	---	---	---	---
				March 2024	---	---	---	---	8.19	---	---	---	---	---	---	---	---
				June 2024	---	---	---	---	8.24	---	---	---	---	---	---	---	---
INTRACOM HOLDINGS (CR)																	
(Contract Size: 106 Securities, Physical Delivery)																	
2.185	2.1	2.175	4.57%	September 2023	2.13	2.23	2.13	2.20	2.20	---	---	---	2.36	---	111	503	3,946
				December 2023	---	---	---	---	2.09	---	---	---	---	---	---	---	---
				March 2024	---	---	---	---	2.10	---	---	---	---	---	---	---	---
				June 2024	---	---	---	---	2.12	---	---	---	---	---	---	---	---
INTRAKAT (CR)																	
(Contract Size: 100 Securities, Physical Delivery)																	
3.08	2.97	3.05	0.00%	September 2023	3.05	3.05	2.98	3.02	3.02	---	---	---	3.36	---	58	330	7,095
				December 2023	---	---	---	---	3.07	---	---	---	---	---	---	---	---
				March 2024	---	---	---	---	3.09	---	---	---	---	---	---	---	---
				June 2024	---	---	---	---	3.10	---	---	---	---	---	---	---	---
JUMBO SA (CR)																	
(Contract Size: 100 Securities, Physical Delivery)																	
29.2	28	29	3.13%	September 2023	28.09	28.65	28.09	28.65	28.65	---	---	---	28.65	---	6	6	296
				December 2023	---	---	---	---	28.30	---	---	---	---	---	---	---	---
				March 2024	---	---	---	---	28.44	---	---	---	---	---	---	---	---
				June 2024	---	---	---	---	28.60	---	---	---	---	---	---	---	---
LAMDA DEVELOPMENT SA (CR)																	
(Contract Size: 100 Securities, Physical Delivery)																	
6.85	6.74	6.82	1.64%	September 2023	6.85	6.86	6.81	6.81	6.81	---	---	---	7.54	---	12	22	5,578
				December 2023	---	---	---	---	6.75	---	---	---	---	---	---	---	---
				March 2024	---	---	---	---	6.79	---	---	---	---	---	---	---	---
				June 2024	---	---	---	---	6.82	---	---	---	---	---	---	---	---
MIG (CR)																	
(Contract Size: 100 Securities, Physical Delivery)																	
4.15	4.05	4.135	0.49%	September 2023	4.03	4.03	4.03	4.03	4.03	---	---	---	5.10	---	3	3	66
				December 2023	---	---	---	---	4.14	---	---	---	---	---	---	---	---
				March 2024	---	---	---	---	4.16	---	---	---	---	---	---	---	---
				June 2024	---	---	---	---	4.18	---	---	---	---	---	---	---	---
MOTOR OIL (CR)																	
(Contract Size: 100 Securities, Physical Delivery)																	
22.68	22.1	22.54	2.27%	September 2023	22.44	22.71	22.30	22.60	22.60	---	---	---	24.55	---	20	68	1,833
				December 2023	---	---	---	---	22.18	---	---	---	---	---	---	---	---
				March 2024	---	---	---	---	22.29	---	---	---	---	---	---	---	---
				June 2024	---	---	---	---	22.41	---	---	---	---	---	---	---	---

Derivatives notes

Fixing prices and final open positions can be retrieved from the following path <http://www.helex.gr/el/web/guest/statistics-end-of-day-derivatives>

Underlying Asset				Derivatives Market													
Price max	Price min	Closing price	change	Delivery Month	Open price	Price max	Price min	Last price	Closing price	Last Bid	Last Ask	Fixing price*	Life high	Life low	Trades	Volume	Open Interest
MYTILINEOS (CR)				(Contract Size: 100 Securities, Physical Delivery)													
36.72	36	36.28	0.55%	September 2023	36.40	36.77	36.25	36.25	36.25	---	---	---	38.20	---	54	99	3,787
				December 2023	---	---	---	---	35.71	---	---	---	35.29	---	---	---	1
				March 2024	---	---	---	---	36.49	---	---	---	---	---	---	---	---
				June 2024	---	---	---	---	36.69	---	---	---	---	---	---	---	---
NATIONAL BANK (CR)				(Contract Size: 100 Securities, Physical Delivery)													
6.514	6.368	6.48	1.25%	September 2023	6.43	6.51	6.40	6.49	6.49	---	---	---	6.57	---	123	741	18,540
				December 2023	---	---	---	---	6.53	---	---	---	6.43	---	---	---	30
				March 2024	---	---	---	---	6.47	---	---	---	---	---	---	---	---
				June 2024	---	---	---	---	6.51	---	---	---	---	---	---	---	---
OPAP (CR)				(Contract Size: 103 Securities, Physical Delivery)													
15.58	15.29	15.32	0.52%	September 2023	15.40	15.64	15.37	15.37	15.37	---	---	---	16.69	15.10	47	267	2,365
				December 2023	---	---	---	---	15.34	---	---	---	---	---	---	---	---
				March 2024	---	---	---	---	15.42	---	---	---	---	---	---	---	---
				June 2024	---	---	---	---	15.50	---	---	---	---	---	---	---	---
OTE (CR)				(Contract Size: 100 Securities, Physical Delivery)													
14.41	14.07	14.3	1.63%	September 2023	14.05	14.42	14.05	14.38	14.38	---	---	---	15.55	---	39	135	11,440
				December 2023	---	---	---	---	14.16	---	---	---	---	---	---	---	---
				March 2024	---	---	---	---	14.23	---	---	---	---	---	---	---	---
				June 2024	---	---	---	---	14.31	---	---	---	---	---	---	---	---
P.P.A. S.A. (CR)				(Contract Size: 100 Securities, Physical Delivery)													
21.45	21.1	21.25	-0.23%	September 2023	---	---	---	---	20.63	---	---	---	22.48	---	---	---	293
				December 2023	---	---	---	---	21.44	---	---	---	---	---	---	---	---
				March 2024	---	---	---	---	21.54	---	---	---	---	---	---	---	---
				June 2024	---	---	---	---	21.66	---	---	---	---	---	---	---	---
PIRAEUS FINANCIAL HOLD (CR)				(Contract Size: 100 Securities, Physical Delivery)													
3.388	3.322	3.33	0.12%	September 2023	3.36	3.40	3.34	3.34	3.34	---	---	---	3.62	---	261	3,585	77,422
				December 2023	---	---	---	---	3.35	---	---	---	---	---	---	---	---
				March 2024	---	---	---	---	3.36	---	---	---	---	---	---	---	---
				June 2024	---	---	---	---	3.38	---	---	---	---	---	---	---	---
PPC (CR)				(Contract Size: 100 Securities, Physical Delivery)													
10.28	9.97	10.11	1.76%	September 2023	10.13	10.33	10.10	10.20	10.20	---	---	---	11.33	---	131	683	29,035
				December 2023	---	---	---	---	10.28	---	---	---	10.00	---	---	---	1
				March 2024	---	---	---	---	10.05	---	---	---	---	---	---	---	---
				June 2024	---	---	---	---	10.10	---	---	---	---	---	---	---	---

Derivatives notes

Fixing prices and final open positions can be retrieved from the following path <http://www.helex.gr/el/web/guest/statistics-end-of-day-derivatives>

Underlying Asset				Derivatives Market													
Price max	Price min	Closing price	change	Delivery Month	Open price	Price max	Price min	Last price	Closing price	Last Bid	Last Ask	Fixing price*	Life high	Life low	Trades	Volume	Open Interest
QUEST HOLDINGS (CR)				(Contract Size: 100 Securities, Physical Delivery)													
6.23	6.06	6.16	1.82%	September 2023	6.20	6.20	6.20	6.20	6.20	---	---	---	6.77	---	2	2	180
				December 2023	---	---	---	---	6.09	---	---	---	---	---	---	---	---
				March 2024	---	---	---	---	6.12	---	---	---	---	---	---	---	---
				June 2024	---	---	---	---	6.15	---	---	---	---	---	---	---	---
TERNA ENERGY (CR)				(Contract Size: 100 Securities, Physical Delivery)													
16.99	16.63	16.67	-0.48%	September 2023	16.98	17.07	16.68	16.79	16.79	---	---	---	21.16	---	65	262	13,348
				December 2023	---	---	---	---	16.95	---	---	---	16.90	---	---	---	24
				March 2024	---	---	---	---	16.94	---	---	---	---	---	---	---	---
				June 2024	---	---	---	---	17.03	---	---	---	---	---	---	---	---
TITAN CEMENT (CB)				(Contract Size: 100 Securities, Physical Delivery)													
18.06	17.54	18.06	1.69%	September 2023	18.00	18.00	18.00	18.00	18.00	---	---	---	19.51	---	1	1	726
				December 2023	---	---	---	---	17.87	---	---	---	---	---	---	---	---
				March 2024	---	---	---	---	17.96	---	---	---	---	---	---	---	---
				June 2024	---	---	---	---	18.06	---	---	---	---	---	---	---	---
VIOHALCO SA/NV (CB)				(Contract Size: 100 Securities, Physical Delivery)													
6.57	6.24	6.51	4.33%	September 2023	6.34	6.57	6.34	6.55	6.55	---	---	---	6.95	---	81	283	5,364
				December 2023	---	---	---	---	6.28	---	---	---	---	---	---	---	---
				March 2024	---	---	---	---	6.31	---	---	---	---	---	---	---	---
				June 2024	---	---	---	---	6.35	---	---	---	---	---	---	---	---

Derivatives notes

Fixing prices and final open positions can be retrieved from the following path <http://www.helex.gr/el/web/guest/statistics-end-of-day-derivatives>

FTSE/Athex Large Cap

(Trade Unit: 1 Index Point x 2€ - Exercise Style: European, Cash Settlement)

Call Options																Put Options																
September 2023								October 2023								Other Months		September 2023						October 2023						Other Months		Exerise Price
Exerise Price	Open price	Price max	Price min	Last price	Closing price	Volume	Open Interest	Open price	Price max	Price min	Last price	Closing price	Volume	Open Interest	Volume	Open Interest	Open price	Price max	Price min	Last price	Closing price	Volume	Open Interest	Open price	Price max	Price min	Last price	Closing price	Volume	Open Interest	Volume	
1,775	0.00	0.00	0.00	-	1,349.00	-	-	-	-	-	-	-	-	-	-	-	0.00	0.00	0.00	-	0.02	-	-	-	-	-	-	-	-	-	-	1,775
1,800	0.00	0.00	0.00	-	1,324.00	-	-	-	-	-	-	-	-	-	-	-	0.00	0.00	0.00	-	0.03	-	-	-	-	-	-	-	-	-	-	1,800
1,825	0.00	0.00	0.00	-	1,299.00	-	-	-	-	-	-	-	-	-	-	-	0.00	0.00	0.00	-	0.05	-	-	-	-	-	-	-	-	-	-	1,825
1,850	0.00	0.00	0.00	-	1,274.00	-	-	-	-	-	-	-	-	-	-	-	0.00	0.00	0.00	-	0.07	-	-	-	-	-	-	-	-	-	-	1,850
1,875	0.00	0.00	0.00	-	1,250.00	-	-	-	-	-	-	-	-	-	-	-	0.00	0.00	0.00	-	0.01	-	-	-	-	-	-	-	-	-	-	1,875
1,900	0.00	0.00	0.00	-	1,225.00	-	-	-	-	-	-	-	-	-	-	-	0.00	0.00	0.00	-	0.01	-	-	-	-	-	-	-	-	-	-	1,900
1,925	0.00	0.00	0.00	-	1,200.00	-	-	-	-	-	-	-	-	-	-	-	0.00	0.00	0.00	-	0.01	-	-	-	-	-	-	-	-	-	-	1,925
1,950	0.00	0.00	0.00	-	1,175.00	-	-	-	-	-	-	-	-	-	-	-	0.00	0.00	0.00	-	0.02	-	-	-	-	-	-	-	-	-	-	1,950
1,975	0.00	0.00	0.00	-	1,150.00	-	-	-	-	-	-	-	-	-	-	-	0.00	0.00	0.00	-	0.01	-	-	-	-	-	-	-	-	-	-	1,975
2,000	0.00	0.00	0.00	-	1,125.00	-	-	-	-	-	-	-	-	-	-	-	0.00	0.00	0.00	-	0.01	-	-	-	-	-	-	-	-	-	-	2,000
2,050	0.00	0.00	0.00	-	1,075.00	-	-	-	-	-	-	-	-	-	-	-	0.00	0.00	0.00	-	0.01	-	-	-	-	-	-	-	-	-	-	2,050
2,100	0.00	0.00	0.00	-	1,025.00	-	-	-	-	-	-	-	-	-	-	-	0.00	0.00	0.00	-	0.01	-	-	-	-	-	-	-	-	-	-	2,100
2,150	0.00	0.00	0.00	-	975.00	-	-	-	-	-	-	-	-	-	-	-	0.00	0.00	0.00	-	0.01	-	-	-	-	-	-	-	-	-	-	2,150
2,200	0.00	0.00	0.00	-	925.00	-	-	-	-	-	-	-	-	-	-	-	0.00	0.00	0.00	-	0.01	-	-	-	-	-	-	-	-	-	-	2,200
2,250	0.00	0.00	0.00	-	875.00	-	-	-	-	-	-	-	-	-	-	-	0.00	0.00	0.00	-	0.01	-	-	-	-	-	-	-	-	-	-	2,250
2,300	0.00	0.00	0.00	-	825.00	-	-	-	-	-	-	-	-	-	-	-	0.00	0.00	0.00	-	0.01	-	-	-	-	-	-	-	-	-	-	2,300
2,350	0.00	0.00	0.00	-	775.00	-	-	-	-	-	-	-	-	-	-	-	0.00	0.00	0.00	-	0.01	-	-	-	-	-	-	-	-	-	-	2,350
2,400	0.00	0.00	0.00	-	725.00	-	-	-	-	-	-	-	-	-	-	-	0.00	0.00	0.00	-	0.02	-	-	-	-	-	-	-	-	-	-	2,400
2,450	0.00	0.00	0.00	-	675.00	-	-	-	-	-	-	-	-	-	-	-	0.00	0.00	0.00	-	0.01	-	-	-	-	-	-	-	-	-	-	2,450
2,500	0.00	0.00	0.00	-	625.00	-	-	-	-	-	-	-	-	-	-	-	0.00	0.00	0.00	-	0.01	-	-	-	-	-	-	-	-	-	-	2,500
2,550	0.00	0.00	0.00	-	575.00	-	-	-	-	-	-	-	-	-	-	-	0.00	0.00	0.00	-	0.01	-	-	-	-	-	-	-	-	-	-	2,550
2,600	0.00	0.00	0.00	-	526.00	-	-	-	-	-	-	-	-	-	-	-	0.00	0.00	0.00	-	0.01	-	-	-	-	-	-	-	-	-	-	2,600
2,650	0.00	0.00	0.00	-	476.00	-	-	-	-	-	-	-	-	-	-	-	0.00	0.00	0.00	-	0.03	-	-	-	-	-	-	-	-	-	-	2,650
2,700	0.00	0.00	0.00	-	426.00	-	-	-	-	-	-	-	-	-	-	-	0.00	0.00	0.00	-	0.09	-	-	-	-	-	-	-	-	-	-	2,700
2,750	0.00	0.00	0.00	-	376.00	-	-	-	-	-	-	-	-	-	-	-	0.00	0.00	0.00	-	0.30	-	-	-	-	-	-	-	-	-	-	2,750
2,800	0.00	0.00	0.00	-	327.00	-	-	0.00	0.00	0.00	-	332.00	-	-	-	0.00	0.00	0.00	-	0.86	-	-	0.00	0.00	0.00	-	9.30	-	-	-	2,800	
2,850	0.00	0.00	0.00	-	278.00	-	-	0.00	0.00	0.00	-	288.00	-	-	-	0.00	0.00	0.00	-	2.20	-	50	0.00	0.00	0.00	-	14.75	-	-	-	2,850	
2,900	0.00	0.00	0.00	-	231.00	-	-	0.00	0.00	0.00	-	246.00	-	-	-	0.00	0.00	0.00	-	4.90	-	20	0.00	0.00	0.00	-	22.75	-	-	-	2,900	
2,950	0.00	0.00	0.00	-	186.00	-	-	0.00	0.00	0.00	-	207.00	-	-	-	0.00	0.00	0.00	-	10.00	-	20	0.00	0.00	0.00	-	33.75	-	-	-	2,950	
3,000	0.00	0.00	0.00	-	145.00	-	50	0.00	0.00	0.00	-	171.00	-	-	-	0.00	0.00	0.00	-	18.75	-	67	41.00	41.00	41.00	41.00	41.00	3	-	-	3,000	
3,050	0.00	0.00	0.00	-	108.00	-	21	0.00	0.00	0.00	-	139.00	-	20	-	17.25	0.00	17.25	17.25	17.25	17.25	20	80	50.00	50.00	50.00	50.00	50.00	5	20	-	3,050
3,100	0.00	0.00	0.00	-	77.50	-	44	0.00	0.00	0.00	-	111.00	-	-	-	34.00	0.00	31.00	31.00	31.00	31.00	4	21	0.00	0.00	0.00	-	87.50	-	21	-	3,100
3,150	74.00	74.00	74.00	74.00	74.00	1	66	124.00	124.00	124.00	124.00	124.00	2	20	-	44.00	74.00	44.00	44.00	44.00	44.00	5	30	0.00	0.00	0.00	-	113.00	-	61	-	3,150
3,200	58.00	58.00	58.00	58.00	58.00	1	41	0.00	0.00	0.00	-	67.00	-	20	-	0.00	58.00	0.00	-	108.00	-	40	0.00	0.00	0.00	-	143.00	-	-	-	3,200	
3,250	31.00	31.00	31.00	31.00	31.00	5	41	0.00	0.00	0.00	-	50.50	-	-	-	0.00	31.00	0.00	-	145.00	-	-	0.00	0.00	0.00	-	176.00	-	-	-	3,250	
3,300	0.00	0.00	0.00	-	12.50	-	1	0.00	0.00	0.00	-	37.50	-	-	-	0.00	0.00	0.00	-	186.00	-	22	0.00	0.00	0.00	-	213.00	-	-	-	3,300	

FTSE/Athex Large Cap

(Trade Unit: 1 Index Point x 2€ - Exercise Style: European, Cash Settlement)

Exercise Price	Call Options														Put Options										Exercise Price								
	September 2023							October 2023							Other Months		September 2023					October 2023					Other Months						
	Open price	Price max	Price min	Last price	Closing price	Volume	Open Interest	Open price	Price max	Price min	Last price	Closing price	Volume	Open Interest	Volume	Open Interest	Open price	Price max	Price min	Last price	Closing price	Volume	Open Interest	Open price		Price max	Price min	Last price	Closing price	Volume	Open Interest	Volume	Open Interest
3,350	0.00	0.00	0.00	-	6.80	-	-	0.00	0.00	0.00	-	27.25	-	-			0.00	0.00	0.00	-	230.00	-	-	0.00	0.00	0.00	-	252.00	-	-			3,350
3,400	0.00	0.00	0.00	-	3.60	-	-	0.00	0.00	0.00	-	19.25	-	-			0.00	0.00	0.00	-	277.00	-	-	0.00	0.00	0.00	-	294.00	-	-			3,400
3,450	0.00	0.00	0.00	-	1.80	-	-	0.00	0.00	0.00	-	13.50	-	-			0.00	0.00	0.00	-	325.00	-	-	0.00	0.00	0.00	-	338.00	-	-			3,450
3,500	0.00	0.00	0.00	-	0.83	-	-	0.00	0.00	0.00	-	9.20	-	-			0.00	0.00	0.00	-	374.00	-	-	0.00	0.00	0.00	-	384.00	-	-			3,500
Totals:						7	264						2	60	0	0						29	350					8	102	0	0		
Number of Trades:							3						2		0							4						2		0			

ALPHA SERVICES HOLD (CR)

(Contract Size: 100 Securities, Exercise Style: American, Physical Delivery)

Call Options														Put Options																			
September 2023							October 2023							Other Months		September 2023							October 2023							Other Months		Exercise Price	
Open price	Price max	Price min	Last price	Closing price	Volume	Open Interest	Open price	Price max	Price min	Last price	Closing price	Volume	Open Interest	Volume	Open Interest	Open price	Price max	Price min	Last price	Closing price	Volume	Open Interest	Open price	Price max	Price min	Last price	Closing price	Volume	Open Interest	Volume	Open Interest		
0.550	0.000	0.000	0.000	0.951	-	-										0.000	0.000	0.000	0.002	-	-											0.006	
0.600	0.000	0.000	0.000	0.901	-	-										0.000	0.000	0.000	0.001	-	-											0.006	
0.650	0.000	0.000	0.000	0.851	-	-										0.000	0.000	0.000	0.001	-	-											0.007	
0.700	0.000	0.000	0.000	0.801	-	-										0.000	0.000	0.000	0.001	-	-											0.007	
0.750	0.000	0.000	0.000	0.751	-	-										0.000	0.000	0.000	0.002	-	-											0.008	
0.800	0.000	0.000	0.000	0.701	-	-										0.000	0.000	0.000	0.001	-	-											0.008	
0.850	0.000	0.000	0.000	0.651	-	-										0.000	0.000	0.000	0.001	-	-											0.009	
0.900	0.000	0.000	0.000	0.601	-	-										0.000	0.000	0.000	0.002	-	-											0.009	
0.950	0.000	0.000	0.000	0.551	-	-	0.000	0.000	0.000		0.553	-	-			0.000	0.000	0.000	0.004	-	-	0.000	0.000	0.000	0.001	-	-					0.010	
1.000	0.000	0.000	0.000	0.501	-	-	0.000	0.000	0.000		0.504	-	-			0.000	0.000	0.000	0.001	-	-	0.000	0.000	0.000	0.002	-	-					0.010	
1.100	0.000	0.000	0.000	0.402	-	-	0.000	0.000	0.000		0.405	-	-			0.000	0.000	0.000	0.001	-	-	0.000	0.000	0.000	0.002	-	-					0.011	
1.200	0.000	0.000	0.000	0.303	-	-	0.000	0.000	0.000		0.311	-	-			0.000	0.000	0.000	0.001	-	-	0.000	0.000	0.000	0.007	-	-					0.012	
1.300	0.000	0.000	0.000	0.209	-	-	0.000	0.000	0.000		0.225	-	-			0.000	0.000	0.000	0.007	-	-	0.000	0.000	0.000	0.021	-	-					0.013	
1.400	0.000	0.000	0.000	0.128	-	-	0.000	0.000	0.000		0.152	-	-			0.000	0.000	0.000	0.026	-	-	0.000	0.000	0.000	0.048	-	-					0.014	
1.500	0.000	0.000	0.000	0.068	-	14	0.000	0.000	0.000		0.095	-	-			0.000	0.000	0.000	0.066	-	-	0.000	0.000	0.000	0.091	-	-					0.015	
1.600	0.000	0.000	0.000	0.031	-	-	0.000	0.000	0.000		0.057	-	-			0.000	0.000	0.000	0.129	-	-	0.000	0.000	0.000	0.152	-	-					0.016	
1.700	0.000	0.000	0.000	0.012	-	-	0.000	0.000	0.000		0.031	-	-			0.000	0.000	0.000	0.210	-	-	0.000	0.000	0.000	0.227	-	-					0.017	
1.800	0.000	0.000	0.000	0.004	-	-	0.000	0.000	0.000		0.016	-	-			0.000	0.000	0.000	0.303	-	-	0.000	0.000	0.000	0.312	-	-					0.018	
1.900	0.000	0.000	0.000	0.001	-	-	0.000	0.000	0.000		0.008	-	-			0.000	0.000	0.000	0.400	-	-	0.000	0.000	0.000	0.404	-	-					0.019	
2.000	0.000	0.000	0.000	0.001	-	-	0.000	0.000	0.000		0.004	-	-			0.000	0.000	0.000	0.500	-	-	0.000	0.000	0.000	0.501	-	-					0.020	
2.200	0.000	0.000	0.000	0.001	-	-	0.000	0.000	0.000		0.001	-	-			0.000	0.000	0.000	0.700	-	-	0.000	0.000	0.000	0.700	-	-					0.022	
2.400	0.000	0.000	0.000	0.001	-	-	0.000	0.000	0.000		0.002	-	-			0.000	0.000	0.000	0.900	-	-	0.000	0.000	0.000	0.900	-	-					0.024	
Totals:					0	14						0	0	0								0	0									0	0
Number of Trades:					0							0	0									0.00										0	0

NATIONAL BANK (CR)

(Contract Size: 100 Securities, Exercise Style: American, Physical Delivery)

Call Options														Put Options																				
September 2023							October 2023							Other Months		September 2023							October 2023							Other Months		Exercise Price		
Open price	Price max	Price min	Last price	Closing price	Volume	Open Interest	Open price	Price max	Price min	Last price	Closing price	Volume	Open Interest	Volume	Open Interest	Open price	Price max	Price min	Last price	Closing price	Volume	Open Interest	Open price	Price max	Price min	Last price	Closing price	Volume	Open Interest	Volume	Open Interest			
2.000	0.000	0.000	0.000	4.40	-	-						-	-			0.000	0.000	0.000	0.001	-	-						-	-			0.020			
2.200	0.000	0.000	0.000	4.20	-	-						-	-			0.000	0.000	0.000	0.001	-	-						-	-			0.022			
2.400	0.000	0.000	0.000	4.00	-	-						-	-			0.000	0.000	0.000	0.001	-	-						-	-			0.024			
2.600	0.000	0.000	0.000	3.80	-	-						-	-			0.000	0.000	0.000	0.001	-	-						-	-			0.026			
2.800	0.000	0.000	0.000	3.60	-	-						-	-			0.000	0.000	0.000	0.001	-	-						-	-			0.028			
3.000	0.000	0.000	0.000	3.40	-	-						-	-			0.000	0.000	0.000	0.001	-	-						-	-			0.030			
3.200	0.000	0.000	0.000	3.20	-	-						-	-			0.000	0.000	0.000	0.001	-	-						-	-			0.032			
3.400	0.000	0.000	0.000	3.00	-	-						-	-			0.000	0.000	0.000	0.001	-	-						-	-			0.034			
3.600	0.000	0.000	0.000	2.80	-	-						-	-			0.000	0.000	0.000	0.001	-	-						-	-			0.036			
3.800	0.000	0.000	0.000	2.61	-	-						-	-			0.000	0.000	0.000	0.001	-	-						-	-			0.038			
4.000	0.000	0.000	0.000	2.41	-	-	0.000	0.000	0.000		2.41	-	-			0.000	0.000	0.000	0.001	-	-	0.000	0.000	0.000		0.001	-	-			0.040			
4.400	0.000	0.000	0.000	2.01	-	-	0.000	0.000	0.000		2.02	-	-			0.000	0.000	0.000	0.001	-	-	0.000	0.000	0.000		0.003	-	-			0.044			
4.800	0.000	0.000	0.000	1.61	-	-	0.000	0.000	0.000		1.63	-	-			0.000	0.000	0.000	0.002	-	-	0.000	0.000	0.000		0.015	-	-			0.048			
5.200	0.000	0.000	0.000	1.21	-	-	0.000	0.000	0.000		1.26	-	-			0.000	0.000	0.000	0.005	-	-	0.000	0.000	0.000		0.048	-	-			0.052			
5.600	0.000	0.000	0.000	0.838	-	-	0.000	0.000	0.000		0.934	-	-			0.000	0.000	0.000	0.030	-	-	0.000	0.000	0.000		0.116	-	-			0.056			
6.000	0.000	0.000	0.000	0.514	-	-	0.000	0.000	0.000		0.657	-	-			0.000	0.000	0.000	0.106	-	270	0.000	0.000	0.000		0.238	-	-			0.060			
6.400	0.264	0.264	0.264	0.264	0.264	4	4	0.000	0.000	0.000		0.434	-	-			0.000	0.000	0.000	0.264	-	-	0.000	0.000	0.000		0.414	-	-			0.064		
6.800	0.000	0.000	0.000	0.124	-	-	0.000	0.000	0.000		0.277	-	-			0.000	0.000	0.000	0.516	-	-	0.000	0.000	0.000		0.657	-	-			0.068			
7.200	0.000	0.000	0.000	0.048	-	-	0.000	0.000	0.000		0.167	-	-			0.000	0.000	0.000	0.841	-	-	0.000	0.000	0.000		0.947	-	-			0.072			
7.600	0.000	0.000	0.000	0.016	-	-	0.000	0.000	0.000		0.096	-	-			0.000	0.000	0.000	1.21	-	-	0.000	0.000	0.000		1.28	-	-			0.076			
8.000	0.000	0.000	0.000	0.005	-	-	0.000	0.000	0.000		0.052	-	-			0.000	0.000	0.000	1.60	-	-	0.000	0.000	0.000		1.64	-	-			0.080			
8.400	0.000	0.000	0.000	0.001	-	-	0.000	0.000	0.000		0.028	-	-			0.000	0.000	0.000	2.00	-	-	0.000	0.000	0.000		2.01	-	-			0.084			
Totals:					4	4						0	0	0	0							4	270								0	0	0	50
Number of Trades:					1							0		0								0.00									0		0	

OPAP (CR)

(Contract Size: 100 Securities, Exercise Style: American, Physical Delivery)

Exercise Price	Call Options													Put Options																			
	September 2023						October 2023						Other Months		September 2023						October 2023						Other Months		Exercise Price				
	Open price	Price max	Price min	Last price	Closing price	Volume	Open Interest	Open price	Price max	Price min	Last price	Closing price	Volume	Open Interest	Volume	Open Interest	Open price	Price max	Price min	Last price	Closing price	Volume	Open Interest	Open price	Price max	Price min	Last price	Closing price		Volume	Open Interest	Volume	Open Interest
8.800	0.000	0.000	0.000	6.45	-	-										0.000	0.000	0.000	0.001	-	-												
9.200	0.000	0.000	0.000	6.05	-	-										0.000	0.000	0.000	0.001	-	-												0.092
9.600	0.000	0.000	0.000	5.65	-	-										0.000	0.000	0.000	0.001	-	-												0.096
10.000	0.000	0.000	0.000	5.25	-	-	0.000	0.000	0.000		5.27	-	-			0.000	0.000	0.000	0.002	-	-	0.000	0.000	0.000	0.001	-	-						0.100
11.000	0.000	0.000	0.000	4.26	-	-	0.000	0.000	0.000		4.28	-	-			0.000	0.000	0.000	0.001	-	-	0.000	0.000	0.000	0.001	-	-						0.110
12.000	0.000	0.000	0.000	3.26	-	-	0.000	0.000	0.000		3.28	-	-			0.000	0.000	0.000	0.001	-	-	0.000	0.000	0.000	0.002	-	-						0.120
13.000	0.000	0.000	0.000	2.26	-	-	0.000	0.000	0.000		2.31	-	-			0.000	0.000	0.000	0.001	-	-	0.000	0.000	0.000	0.023	-	-						0.130
14.000	0.000	0.000	0.000	1.28	-	-	0.000	0.000	0.000		1.42	-	-			0.000	0.000	0.000	0.025	-	-	0.000	0.000	0.000	0.132	-	-						0.140
15.000	0.000	0.000	0.000	0.492	-	-	0.000	0.000	0.000		0.731	-	-			0.000	0.000	0.000	0.232	-	20	0.000	0.000	0.000	0.444	-	-						0.150
16.000	0.000	0.000	0.000	0.103	-	-	0.300	0.300	0.257	0.257	0.257	50	20			0.000	0.000	0.000	0.846	-	-	0.000	0.000	0.000	1.02	-	-						0.160
17.000	0.000	0.000	0.000	0.011	-	10	0.000	0.000	0.000		0.100	-	-			0.000	0.000	0.000	1.76	-	-	0.000	0.000	0.000	1.82	-	-						0.170
18.000	0.000	0.000	0.000	0.001	-	5	0.000	0.000	0.000		0.027	-	-			0.000	0.000	0.000	2.76	-	-	0.000	0.000	0.000	2.76	-	-						0.180
19.000	0.000	0.000	0.000	0.001	-	-	0.000	0.000	0.000		0.006	-	-			0.000	0.000	0.000	3.76	-	-	0.000	0.000	0.000	3.76	-	-						0.190
20.000	0.000	0.000	0.000	0.001	-	-	0.000	0.000	0.000		0.001	-	-			0.000	0.000	0.000	4.76	-	-	0.000	0.000	0.000	4.76	-	-						0.200
22.000	0.000	0.000	0.000	0.001	-	-	0.000	0.000	0.000		0.001	-	-			0.000	0.000	0.000	6.76	-	-	0.000	0.000	0.000	6.76	-	-						0.220
24.000	0.000	0.000	0.000	0.002	-	-										0.000	0.000	0.000	8.76	-	-					-	-						0.240
Totals:						0	15					50	20	0	0						0	20					0	0	0	0			
Number of Trades:							0						5		0							0.00					0				0		

OTE (CR)

(Contract Size: 100 Securities, Exercise Style: American, Physical Delivery)

Exercise Price	Call Options													Put Options																		
	September 2023						October 2023						Other Months		September 2023						October 2023						Other Months		Exercise Price			
	Open price	Price max	Price min	Last price	Closing price	Volume	Open Interest	Open price	Price max	Price min	Last price	Closing price	Volume	Open Interest	Volume	Open Interest	Open price	Price max	Price min	Last price	Closing price	Volume	Open Interest	Open price	Price max	Price min	Last price	Closing price		Volume	Open Interest	Volume
9.200	0.000	0.000	0.000	4.88	-	-	-	-	-	-	-	-	-	-	-	0.000	0.000	0.000	0.001	-	-	-	-	-	-	-	-	-		-	-	-
9.600	0.000	0.000	0.000	4.48	-	-	0.000	0.000	0.000	4.50	-	-	-	-	-	0.000	0.000	0.000	0.001	-	-	-	-	-	-	-	-	-	-	-	-	0.096
10.000	0.000	0.000	0.000	4.08	-	-	0.000	0.000	0.000	4.10	-	-	-	-	-	0.000	0.000	0.000	0.001	-	-	-	-	-	-	-	-	-	-	-	-	0.100
11.000	0.000	0.000	0.000	3.09	-	-	0.000	0.000	0.000	3.11	-	-	-	-	-	0.000	0.000	0.000	0.001	-	-	-	-	-	-	-	-	-	-	-	-	0.110
12.000	0.000	0.000	0.000	2.09	-	-	0.000	0.000	0.000	2.13	-	-	-	-	-	0.000	0.000	0.000	0.001	-	-	-	-	-	-	-	-	-	-	-	-	0.120
13.000	0.000	0.000	0.000	1.12	-	-	0.000	0.000	0.000	1.23	-	-	-	-	-	0.000	0.000	0.000	0.035	-	-	-	-	-	-	-	-	-	-	-	-	0.130
14.000	0.000	0.000	0.000	0.386	-	-	0.000	0.000	0.000	0.571	-	-	-	-	-	0.000	0.000	0.000	0.297	-	-	-	-	-	-	-	-	-	-	-	-	0.140
15.000	0.000	0.000	0.000	0.068	-	10	0.256	0.266	0.235	0.266	0.266	55	-	-	-	0.000	0.000	0.000	0.983	-	-	-	-	-	-	-	-	-	-	-	-	0.150
16.000	0.000	0.000	0.000	0.006	-	-	0.000	0.000	0.000	0.052	-	-	-	-	-	0.000	0.000	0.000	1.93	-	-	-	-	-	-	-	-	-	-	-	-	0.160
17.000	0.000	0.000	0.000	0.001	-	-	0.000	0.000	0.000	0.011	-	-	-	-	-	0.000	0.000	0.000	2.93	-	-	-	-	-	-	-	-	-	-	-	-	0.170
18.000	0.000	0.000	0.000	0.001	-	-	0.000	0.000	0.000	0.002	-	-	-	-	-	0.000	0.000	0.000	3.93	-	-	-	-	-	-	-	-	-	-	-	-	0.180
19.000	0.000	0.000	0.000	0.001	-	-	0.000	0.000	0.000	0.001	-	-	-	-	-	0.000	0.000	0.000	4.93	-	-	-	-	-	-	-	-	-	-	-	-	0.190
20.000	0.000	0.000	0.000	0.001	-	-	-	-	-	-	-	-	-	-	-	0.000	0.000	0.000	5.93	-	-	-	-	-	-	-	-	-	-	-	-	0.200
22.000	0.000	0.000	0.000	0.001	-	-	-	-	-	-	-	-	-	-	-	0.000	0.000	0.000	7.93	-	-	-	-	-	-	-	-	-	-	-	-	0.220
Totals:						0	10					55	0	0	0							0	0							0	0	
Number of Trades:						0						6		0								0.00								0		

PIRAEUS FINANCIAL HOLD (CR)

(Contract Size: 100 Securities, Exercise Style: American, Physical Delivery)

Call Options														Put Options																			
September 2023							October 2023							Other Months		September 2023							October 2023							Other Months		Exercise Price	
Open price	Price max	Price min	Last price	Closing price	Volume	Open Interest	Open price	Price max	Price min	Last price	Closing price	Volume	Open Interest	Volume	Open Interest	Open price	Price max	Price min	Last price	Closing price	Volume	Open Interest	Open price	Price max	Price min	Last price	Closing price	Volume	Open Interest	Volume	Open Interest		
0.750	0.000	0.000	0.000	2.58	-	-										0.000	0.000	0.000	0.001	-	-											0.008	
0.800	0.000	0.000	0.000	2.53	-	-										0.000	0.000	0.000	0.001	-	-											0.008	
0.850	0.000	0.000	0.000	2.48	-	-										0.000	0.000	0.000	0.001	-	-											0.009	
0.900	0.000	0.000	0.000	2.43	-	-										0.000	0.000	0.000	0.001	-	-											0.009	
0.950	0.000	0.000	0.000	2.38	-	-										0.000	0.000	0.000	0.002	-	-											0.010	
1.000	0.000	0.000	0.000	2.33	-	-										0.000	0.000	0.000	0.001	-	-											0.010	
1.100	0.000	0.000	0.000	2.23	-	-										0.000	0.000	0.000	0.002	-	-											0.011	
1.200	0.000	0.000	0.000	2.13	-	-										0.000	0.000	0.000	0.004	-	-											0.012	
1.300	0.000	0.000	0.000	2.03	-	-										0.000	0.000	0.000	0.001	-	-											0.013	
1.400	0.000	0.000	0.000	1.93	-	-										0.000	0.000	0.000	0.001	-	-											0.014	
1.500	0.000	0.000	0.000	1.83	-	-										0.000	0.000	0.000	0.001	-	-											0.015	
1.600	0.000	0.000	0.000	1.73	-	-										0.000	0.000	0.000	0.001	-	-											0.016	
1.700	0.000	0.000	0.000	1.63	-	-										0.000	0.000	0.000	0.001	-	-											0.017	
1.800	0.000	0.000	0.000	1.53	-	-										0.000	0.000	0.000	0.001	-	-											0.018	
1.900	0.000	0.000	0.000	1.43	-	-										0.000	0.000	0.000	0.001	-	-											0.019	
2.000	0.000	0.000	0.000	1.33	-	-										0.000	0.000	0.000	0.001	-	-											0.020	
2.200	0.000	0.000	0.000	1.13	-	-	0.000	0.000	0.000		1.14	-	-			0.000	0.000	0.000	0.001	-	-	0.000	0.000	0.000	0.001	-	-					0.022	
2.400	0.000	0.000	0.000	0.933	-	-	0.000	0.000	0.000		0.944	-	-			0.000	0.000	0.000	0.001	-	-	0.000	0.000	0.000	0.006	-	-					0.024	
2.600	0.000	0.000	0.000	0.734	-	-	0.000	0.000	0.000		0.756	-	-			0.000	0.000	0.000	0.001	-	-	0.000	0.000	0.000	0.017	-	-					0.026	
2.800	0.000	0.000	0.000	0.540	-	-	0.000	0.000	0.000		0.584	-	-			0.000	0.000	0.000	0.006	-	-	0.000	0.000	0.000	0.045	-	-					0.028	
3.000	0.000	0.000	0.000	0.361	-	-	0.000	0.000	0.000		0.431	-	-			0.000	0.000	0.000	0.027	-	-	0.000	0.000	0.000	0.091	-	-					0.030	
3.200	0.000	0.000	0.000	0.214	-	-	0.000	0.000	0.000		0.306	-	-			0.000	0.000	0.000	0.079	-	-	0.000	0.000	0.000	0.166	-	-					0.032	
3.400	0.000	0.000	0.000	0.110	-	4	0.000	0.000	0.000		0.208	-	-			0.000	0.000	0.000	0.176	-	-	0.000	0.000	0.000	0.268	-	-					0.034	
3.600	0.000	0.000	0.000	0.049	-	-	0.000	0.000	0.000		0.136	-	-			0.000	0.000	0.000	0.315	-	-	0.000	0.000	0.000	0.395	-	-					0.036	
3.800	0.000	0.000	0.000	0.019	-	-	0.000	0.000	0.000		0.085	-	-			0.000	0.000	0.000	0.485	-	-	0.000	0.000	0.000	0.545	-	-					0.038	
4.000	0.000	0.000	0.000	0.006	-	-	0.000	0.000	0.000		0.051	-	-			0.000	0.000	0.000	0.673	-	-	0.000	0.000	0.000	0.711	-	-					0.040	
4.400	0.000	0.000	0.000	0.001	-	-	0.000	0.000	0.000		0.017	-	-			0.000	0.000	0.000	1.07	-	-	0.000	0.000	0.000	1.08	-	-					0.044	
4.800	0.000	0.000	0.000	0.001	-	-	0.000	0.000	0.000		0.005	-	-			0.000	0.000	0.000	1.47	-	-	0.000	0.000	0.000	1.47	-	-					0.048	
5.200	0.000	0.000	0.000	0.001	-	-	0.000	0.000	0.000		0.001	-	-			0.000	0.000	0.000	1.87	-	-	0.000	0.000	0.000	1.87	-	-					0.052	
Totals:					0	4						0	0	0	0	0	0	0	0	0	0	0	0	0	0	0	0	0	0	0	0	0	0
Number of Trades:					0							0	0	0	0	0	0	0	0	0	0	0	0	0	0	0	0	0	0	0	0	0	0

PPC (CR)

(Contract Size: 100 Securities, Exercise Style: American, Physical Delivery)

Call Options														Put Options																			
September 2023							October 2023							Other Months		September 2023							October 2023							Other Months			
Exercise Price	Open price	Price max	Price min	Last price	Closing price	Volume	Open Interest	Open price	Price max	Price min	Last price	Closing price	Volume	Open Interest	Volume	Open Interest	Open price	Price max	Price min	Last price	Closing price	Volume	Open Interest	Open price	Price max	Price min	Last price	Closing price	Volume	Open Interest	Volume	Open Interest	Exercise Price
3.600	0.000	0.000	0.000		6.34	-	-						-	-			0.000	0.000	0.000		0.001	-	-						-	-			0.036
3.800	0.000	0.000	0.000		6.15	-	-						-	-			0.000	0.000	0.000		0.001	-	-						-	-			0.038
4.000	0.000	0.000	0.000		5.95	-	-						-	-			0.000	0.000	0.000		0.001	-	-						-	-			0.040
4.400	0.000	0.000	0.000		5.55	-	-						-	-			0.000	0.000	0.000		0.005	-	-						-	-			0.044
4.800	0.000	0.000	0.000		5.15	-	-						-	-			0.000	0.000	0.000		0.001	-	-						-	-			0.048
5.200	0.000	0.000	0.000		4.75	-	-						-	-			0.000	0.000	0.000		0.001	-	-						-	-			0.052
5.600	0.000	0.000	0.000		4.35	-	-						-	-			0.000	0.000	0.000		0.001	-	-						-	-			0.056
6.000	0.000	0.000	0.000		3.95	-	-						-	-			0.000	0.000	0.000		0.001	-	-						-	-			0.060
6.400	0.000	0.000	0.000		3.55	-	-						-	-			0.000	0.000	0.000		0.001	-	-						-	-			0.064
6.800	0.000	0.000	0.000		3.15	-	-						-	-			0.000	0.000	0.000		0.001	-	-						-	-			0.068
7.200	0.000	0.000	0.000		2.75	-	-						-	-			0.000	0.000	0.000		0.001	-	-						-	-			0.072
7.600	0.000	0.000	0.000		2.35	-	-	0.000	0.000	0.000		2.40	-	-			0.000	0.000	0.000		0.001	-	-	0.000	0.000	0.000		0.035	-	-			0.076
8.000	0.000	0.000	0.000		1.96	-	-	0.000	0.000	0.000		2.04	-	-			0.000	0.000	0.000		0.006	-	-	0.000	0.000	0.000		0.071	-	-			0.080
8.400	0.000	0.000	0.000		1.57	-	-	0.000	0.000	0.000		1.70	-	-			0.000	0.000	0.000		0.020	-	-	0.000	0.000	0.000		0.130	-	-			0.084
8.800	0.000	0.000	0.000		1.21	-	-	0.000	0.000	0.000		1.39	-	-			0.000	0.000	0.000		0.056	-	-	0.000	0.000	0.000		0.218	-	-			0.088
9.200	0.000	0.000	0.000		0.883	-	-	0.000	0.000	0.000		1.11	-	-			0.000	0.000	0.000		0.130	-	-	0.000	0.000	0.000		0.339	-	-			0.092
9.600	0.000	0.000	0.000		0.606	-	60	0.000	0.000	0.000		0.868	-	-			0.000	0.000	0.000		0.253	-	37	0.000	0.000	0.000		0.498	-	-			0.096
10.000	0.000	0.000	0.000		0.391	-	45	0.000	0.000	0.000		0.664	-	-			0.000	0.000	0.000		0.438	-	-	0.000	0.000	0.000		0.693	-	-			0.100
11.000	0.000	0.000	0.000		0.098	-	7	0.000	0.000	0.000		0.312	-	2			0.000	0.000	0.000		1.15	-	-	0.000	0.000	0.000		1.34	-	-			0.110
12.000	0.000	0.000	0.000		0.016	-	21	0.000	0.000	0.000		0.130	-	-			0.000	0.000	0.000		2.07	-	-	0.000	0.000	0.000		2.16	-	-			0.120
13.000	0.000	0.000	0.000		0.002	-	-	0.000	0.000	0.000		0.050	-	-			0.000	0.000	0.000		3.06	-	-	0.000	0.000	0.000		3.09	-	-			0.130
14.000	0.000	0.000	0.000		0.001	-	-	0.000	0.000	0.000		0.017	-	-			0.000	0.000	0.000		4.06	-	-	0.000	0.000	0.000		4.06	-	-			0.140
15.000	0.000	0.000	0.000		0.001	-	-	0.000	0.000	0.000		0.006	-	-			0.000	0.000	0.000		5.06	-	-	0.000	0.000	0.000		5.06	-	-			0.150
16.000	0.000	0.000	0.000		0.001	-	-	0.000	0.000	0.000		0.002	-	-			0.000	0.000	0.000		6.06	-	-	0.000	0.000	0.000		6.06	-	-			0.160
Totals:						0	133						0	2	0	0						0	37						0	0	0	0	
Number of Trades:						0							0		0								0.00						0		0		

Lending Products	Underlying Title	Open Interest[5]	Multilateral Transactions[1]				Bilateral Transactions[2]		Stock Borrowing through OTC (volume)[3]
			Volume(Offered)	Average Weighted	Transactions volume	Average Weighted	Transactions Volume	Average Weighted	Transactions Volume
ADMIEBOR	ADMIE (IPTO) HOLDING S.A. (CR)	---	---	---	---	---	---	738,803	
AEGNBOR	AEGEAN AIRLINES (CR)	---	---	---	---	---	---	151,686	
ALPHABOR	ALPHA SERVICES HOLD (CR)	200	---	---	---	---	---	58,567,065	
ALMYBOR	ALUMIL (CR)	---	---	---	---	---	---	---	
OTOELBOR	AUTOHELLAS SA (CR)	1,050	---	---	---	---	---	197,303	
AVAXBOR	AVAX S.A. (CR)	---	---	---	---	---	---	---	
EEEBOR	CC HBC AG (CR)	3,539	---	---	---	2,000	4.50%	49,268	
CENERBOR	CENERGY HOLDINGS (CB)	7,790	---	---	---	---	---	15,391	
ELLAKTORBOR	ELLAKTOR (CR)	8,181	---	---	---	---	---	76,110	
ELHABOR	ELVALHALCOR (CR)	12,531	---	---	---	---	---	64,887	
EUROBBOR	EUROBANK HOLDINGS (CR)	15,000	---	---	---	---	---	34,119,950	
EYDAPBOR	EYDAP S.A. (CR)	7,845	---	---	---	---	---	259,801	
FFGRPBOR	FOLLI FOLLIE (CR)	---	---	---	---	---	---	886,279	
FOYRKBOR	FOURLIS (CR)	600	---	---	44	5.51%	---	11,487	
GEKTERNABOR	GEK TERNA (CR)	1,540	---	---	---	---	---	1,293	
SARBOR	GR. SARANTIS S.A. (CR)	1,935	---	---	---	---	---	50,058	
EXAEBOR	HELLENIC EXCHANGES-A.S.E. (CR)	4,000	---	---	---	---	---	167,047	
ELPEBOR	HELLENIQ ENERGY (CR)	550	---	---	---	---	---	366,189	
INTRKBOR	INTRACOM HOLDINGS (CR)	---	---	---	---	---	---	---	
INKATBOR	INTRAKAT (CR)	---	---	---	---	---	---	---	
BELABOR	JUMBO SA (CR)	23,198	---	---	1,380	4.75%	---	175,332	
LAMDABOR	LAMDA DEVELOPMENT SA (CR)	900	---	---	---	---	---	549,428	
MIGBOR	MIG (CR)	1,572	---	---	---	---	---	40,179	
MOHBOR	MOTOR OIL (CR)	19,581	---	---	---	---	---	744,190	
MYTILBOR	MYTILINEOS (CR)	27,522	---	---	561	4.75%	---	161,932	
ETEBOR	NATIONAL BANK (CR)	541	---	---	---	---	---	9,073,158	
OPAPBOR	OPAP (CR)	9,600	---	---	---	---	1,300	0.01%	1,589,423
HTOBOR	OTE (CR)	1,142	---	---	---	---	---	1,892,481	
PPABOR	P.P.A. S.A. (CR)	---	---	---	---	---	---	65,287	
TPEIRBOR	PIRAEUS FINANCIAL HOLD (CR)	5,000	---	---	---	---	---	1,387,427	
PPCBOR	PPC (CR)	3,000	---	---	---	---	---	1,519,023	

Stock Lending Notes

[1] - Multilateral contracts Lending or Borrowing as per Methods 8-1, 8-2 and 8-3-3 (According to ATHEX BoD Resolution No.17)

[2] - Bilateral Contracts Lending or Borrowing as per Methods 8-3-1 and 8-3-2 (According to ATHEX BoD Resolution No.20)

[3] - The information concerning OTC Stock Borrowing Transactions is based on the statements of the Dematerialised Securities System (DSS) operators involved and refers to volumes that have been registered up until the previous working day.

[4] - Average Price (Volume weighted)

[5] - The Data concerning Open Interest before the start of trading session

Lending Products	Underlying Title	Open Interest[5]	Multilateral Transactions[1]				Bilateral Transactions[2]		Stock Borrowing through OTC (volume)[3]
			Volume(Offered)	Average Weighted	Transactions volume	Average Weighted	Transactions Volume	Average Weighted	Transactions Volume
QUALBOR	QUALITY & RELIABILITY SA (CR)	---	---	---	---	---	---	---	
QUESTBOR	QUEST HOLDINGS (CR)	300	---	---	---	---	---	31,564	
TENERGYBOR	TERNA ENERGY (CR)	---	---	---	---	---	---	841,912	
TITCBOR	TITAN CEMENT (CB)	3,000	---	---	---	240	0.01%	302,635	
VIOBOR	VIOHALCO SA/NV (CB)	8,954	---	---	---	---	---	---	

Stock Lending Notes

[1] - Multilateral contracts Lending or Borrowing as per Methods 8-1, 8-2 and 8-3-3 (According to ATHEX BoD Resolution No.17)

[2] - Bilateral Contracts Lending or Borrowing as per Methods 8-3-1 and 8-3-2 (According to ATHEX BoD Resolution No.20)

[3] - The information concerning OTC Stock Borrowing Transactions is based on the statements of the Dematerialised Securities System (DSS) operators involved and refers to volumes that have been registered up until the previous working day.

[4] - Average Price (Volume weighted)

[5] - The Data concerning Open Interest before the start of trading session

Sectors codification for listed companies

12003-	ETF	10101010	Computer Services
10101015	Software	10102030	Computer Hardware
15101010	Telecommunications Equipment	15102015	Telecommunications Services
20101010	Health Care Facilities	20101025	Health Care Services
20102010	Medical Equipment	20103015	Pharmaceuticals
30101010	Banks	30202000	Diversified Financial Services
30202010	Asset Managers & Custodians	30202015	Investment Services
30204000	Closed End Investments	30302010	Full Line Insurance
30302015	Insurance Brokers	30302025	Property and Casualty Insurance
35101010	Real Estate Holding and Development	35101015	Real Estate Services
35102000	Diversified REITs	35102030	Office REITs
40201040	Rental & Leasing Services: Consumer	40202010	Home Construction
40202015	Household Furnishings	40202020	Household Appliance
40203040	Electronic Entertainment	40203045	Toys
40204020	Clothing & Accessories	40301010	Entertainment
40301030	Publishing	40301035	Radio & TV Broadcasters
40401010	Diversified Retailers	40401020	Apparel Retailers
40401025	Home Improvement Retailers	40401030	Specialty Retailers
40501010	Airlines	40501015	Travel & Tourism
40501020	Casinos & Gambling	40501025	Hotels & Motels
45101015	Distillers & Vintners	45101020	Soft Drinks
45102010	Farming Fishing Ranching & Plantations	45102020	Food Products
45103010	Tobacco	45201010	Food Retailers & Wholesalers
45201020	Personal Products	50101010	Construction
50101020	Building Roof/Wallboard and Plumbing	50101030	Cement
50101035	Building Materials: Other	50202010	Electrical Components
50203000	Diversified Industrials	50203015	Plastics
50203030	Containers & Packaging	50204000	Machinery: Industrial
50204020	Machinery: Construction & Handling	50205010	Industrial Suppliers
50205020	Back Office Support HR & Consulting	50205030	Forms & Bulk Printing Services
50206015	Commercial Vehicles & Parts	50206030	Marine Transportation
50206060	Transportation Services	55101000	Diversified Materials
55101020	Textile Products	55102000	General Mining
55102010	Iron & Steel	55102015	Metal Fabricating
55102035	Aluminum	60101020	Oil Refining and Marketing
65101010	Alternative Electricity	65101015	Conventional Electricity
65102030	Water		



ATHEX
Athens Stock Exchange

Λεωφ. Αθηνών 110 104 42 Αθήνα
110, Athinon Ave. GR 104 42 Athens
tel. (+30)210-33.66.800, fax (+30)210-33.66.101
www.athexgroup.gr