

23

Ημερήσιο Δελτίο  
Συναλλακτικής Δραστηριότητας

Daily Official List  
of Trading Activity

Friday, 18 August, 2023

Year: 144 Trading Day No: 156



**ATHEXGROUP**  
Athens Exchange Group

**Disclaimer:**

Hellenic Exchanges-Athens Stock Exchange S.A endeavours to ensure that the data and other material ("Information") presented on the Daily Official List are accurate and complete, but it is not liable for any errors or omissions of data or /and for the accuracy, credibility, updating and completeness of the aforesaid information nor it has any liability arising directly or indirectly from the use of the above Information.

The Company is not liable for the accuracy of the data included in listed companies' announcements. Only the sender of such an announcement is fully and solely liable for any infringement of third party's rights from the content of such announcement. All contents of the Daily Official List are provided only for information purposes and do not constitute investment advice or solicitation to invest in securities or other products listed for trading on the Exchange.

You acknowledge and agree that the Company is the owner of any property rights related to any Information appearing on the Daily Official List including intellectual property rights copyright, trademarks, etc.

The above data are a property of the Hellenic Exchanges-Athens Exchange and are copyright protected. Users are forbidden to reproduce, modify, copy, sale, transmit or redistribute, by all reproduction means and methods, part or the whole of the above data, without reference to their source.

The commercial exploitation of these data is, also, forbidden by third parties. Hellenic Exchanges-Athens Exchange does not carry any responsibility, direct or indirect, derived from usage or accidental alteration of the above data when used by third parties.

---

**Hellenic Exchanges – Athens Stock Exchange S.A.**

110 Athinon Ave., 10442 Athens, Tel: (210) 33.66.800, Fax: (210) 32.13.938

[www.athexgroup.gr](http://www.athexgroup.gr)

---

**Thessalonica Stock Exchange Center (T.S.E.C)**

16-18 Katouni Str., Thessalonica 546 25 Tel: (2310) 567.667, Fax: (2310) 530.545

---

**Athex Members Guarantee Fund**

14-16 Fidiou Str., Athens 106 78, Tel: (210) 33.04.682, Fax: (210) 33.04.155

---

**Hellenic Republic Capital Market Commission**

1 Kolokotroni Str. & 1 Stadiou Str., Athens 10562 Tel: (210) 33.77.100 Fax: (210) 33.77.173

---

**Table of Contents**

---

**Section 1: Statistical Figures of Securities, Derivatives and Lending**

Summary of Markets

Athex Indices

Analytic Figures for Athex Market's Boards and Categories

Trading Details by Athex Sectors and Financial Instruments (ETFs)

Top 10 best &amp; worst performing Shares

Derivatives Summary

**Section 2: Analytic Figures of Shares Transactions**

Analytic Figures of Shares Transactions

Shares' Notes

**Section 3: Figures of Securities Transactions**

Securities Blocks Details

Shares Rights Details

Stock Borrowing

Forced Sales Details

Forced Sales Registered Shares

Exchange Traded Funds (ETFs) Characteristics

**Section 5: Bonds traded in Fixed Income Assets Market**

Convertible Corporate Bonds - Regulated Market

Non Convertible Corporate Bonds - Regulated Market

Government Bonds

Treasury Bills &amp; Zero Coupon Government Bonds

Government Bonds Traded with the Open Outcry Method

State Banks Bonds

**Section 6: Additional Infos**

Athex &amp; ATHEXClear Members List

List of Stocks under Market Making operations

**Section 7: Derivatives Market Analytic Figures**

Index Futures

Stock Futures

Index Options

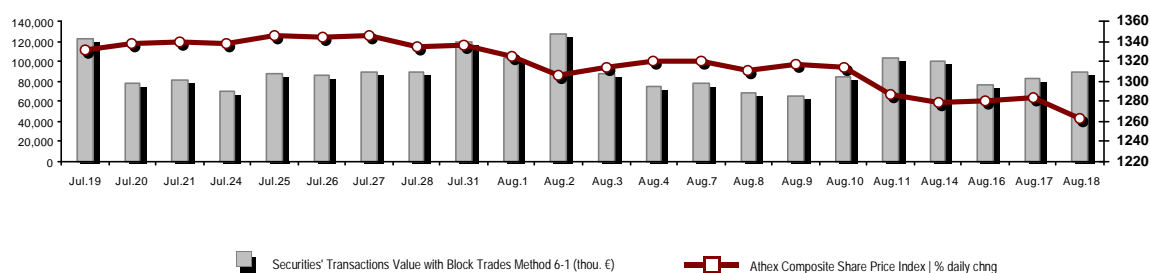
Stock Options

Stock Lending Analytic Figures

**Appendix A: Sectors codification for listed companies**

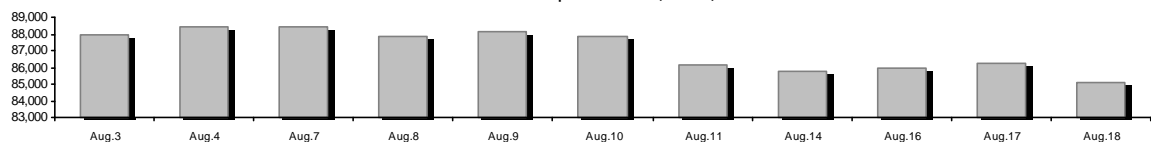
## Summary of Markets

Athex Composite Share Price Index vs Shares and Derivatives Transactions Value

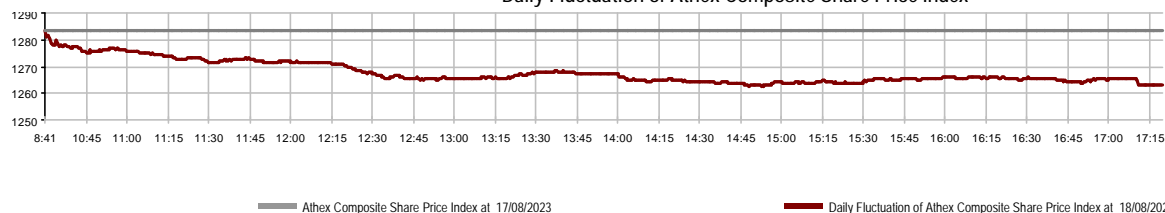


Athex Capitalisation (mill. €) **: 85,091.78	Derivatives Total Open Interest: 506,682
Daily change: mill. €   %: -1,131.94 -1.31%	in Index Futures   % daily chng: 6,384 1.17%
Yearly Avg Capitalisation: mill. €   % chng prev year Avg: 78,371.17 24.28%	in Stock Futures   % daily chng: 496,789 -0.95%
Athex Composite Share Price Index   % daily chng: 1,263.34 -1.57%	in Index Options   % daily chng: 2,509 1.58%
Athex Composite Share Price Index Capitalisation (mill. €): 77,897.13	in Stock Options   % daily chng: 1,000 0.50%
Daily change (mill. €): -1,115.00	
Securities' Transactions Value with Block Trades Method 6-1 (t): 88,349.05	Derivatives Contracts Volume: 40,216
Daily change: %: 5,049.00 6.06%	Daily change: pieces   %: 20,788 107.00%
YtD Avg Trans. Value: thou. €   % chng prev year Avg: 105,031.61 45.37%	YtD Avg Derivatives Contracts % chng prev year Avg: 44,780 30.36%
Blocks Transactions Value of Method 6-1 (thou. €): 4,095.66	Derivatives Trades Number: 2,137
Blocks Transactions Value of Method 6-2 & 6-3 (thou. €): 0.00	Daily change: number   %: 752 54.30%
Bonds Transactions Value (thou.€): 369.21	YtD Avg Trades number % chng prev year Avg: 2,346 14.18%
Securities' Transactions Volume with Block Trades Method 6-1 (tho): 23,946.62	Lending Total Open Interest: 153,717
Daily change: thou. pieces   %: 4,048.01 20.34%	Daily change: pieces   %: 2,642 1.75%
YtD Avg Volume: % chng prev year Avg: 35,707.20 25.95%	Lending Volume (Multilateral/Bilateral): 1,000
Blocks Transactions Volume of Method 6-1 (thou. Pieces): 524.60	Daily change: pieces   %: -1,642
Blocks Transactions Volume of Method 6-2 & 6-3 (thou. Pieces): 0.00	Multilateral Lending: 1,000
Bonds Transactions Volume: 384,000	Bilateral Lending: 0
Securities' Trades Number with Block Trades Method 6-1: 38,910	Lending Trades Number: 1
Daily change: number   %: 821 2.16%	Daily change: %: -5
YtD Avg Trades number % chng prev year Avg: 36,016 22.43%	Multilateral Lending Trades Number: 1
Number of Blocks Method 6-1: 6	Bilateral Lending Trades Number: 0
Number of Blocks Method 6-2 & 6-3: 0	
Number of Bonds Transactions: 108	

Athex Capitalisation (mill. €) \*\*



Daily Fluctuation of Athex Composite Share Price Index



## Athex Indices

Index name	18/08/2023	17/08/2023	pts.	%	Min	Max	Year min	Year max	Year change
Athex Composite Share Price Index	1,263.34 €	1,283.43	-20.09	-1.57%	1,262.68	1,283.43	929.79	1,351.68	35.87% #
Athex ESG Index	1,440.41 €	1,461.11	-20.70	-1.42%	1,438.56	1,461.11	1,057.52	1,541.00	36.19% #
FTSE/Athex Large Cap	3,063.77 €	3,106.85	-43.08	-1.39%	3,060.10	3,106.85	2,250.77	3,280.71	36.08% #
FTSE/Athex Mid Cap Index	2,076.23 €	2,119.80	-43.57	-2.06%	2,066.03	2,119.80	1,411.43	2,224.46	47.10% #
FTSE/ATHEX High Dividend Yield Index	3,841.21 €	3,898.15	-56.94	-1.46%	3,837.68	3,898.15	3,028.28	4,088.01	26.84% #
FTSE/ATHEX Global Traders Index Plus	3,879.51 €	3,939.77	-60.26	-1.53%	3,878.86	3,940.59	2,616.09	4,076.89	48.29% #
FTSE/ATHEX Mid & Small Cap Factor-Weighted Ind	5,778.71 €	5,868.19	-89.48	-1.52%	5,761.24	5,882.47	4,353.12	5,946.34	31.47% #
ATHEX Select Index Plus	4,424.51 €	4,528.63	-104.12	-2.30%	4,416.50	4,528.63	3,071.06	4,762.60	44.07% #
ATHEX Select Index	6,782.61 €	6,911.73	-129.12	-1.87%	6,770.61	6,944.57	4,343.88	7,125.71	56.14% #
FTSE/Athex Market Index	731.06 €	741.60	-10.54	-1.42%	730.27	741.60	539.21	780.89	35.54% #
Athex Composite Index Total Return Index	2,281.92 €	2,318.21	-36.29	-1.57%	2,280.73	2,318.21	1,641.17	2,440.14	39.04% #
FTSE/Athex Large Cap Total Return	5,012.90 €	5,083.39	-70.49	-1.39%			3,623.42	5,338.50	39.21% #
FTSE/Athex Mid Cap Total Return	2,782.85 €	2,841.25	-58.40	-2.06%			1,881.61	2,956.50	49.80% #
Hellenic Mid & Small Cap Index	1,874.75 €	1,909.64	-34.89	-1.83%	1,873.63	1,909.64	1,365.14	2,011.62	37.33% #
FTSE/Athex Banks	1,017.73 €	1,038.64	-20.91	-2.01%	1,013.34	1,038.64	640.09	1,117.78	58.88% #
FTSE/Athex Financial Services	1,260.07 €	1,277.36	-17.29	-1.35%	1,237.83	1,277.36	672.72	1,514.55	83.84% #
FTSE/Athex Industrial Goods & Services	7,944.07 €	8,063.86	-119.79	-1.49%	7,927.82	8,064.06	4,603.86	8,587.35	71.26% #
FTSE/Athex Retail	1,227.83 €	1,268.08	-40.25	-3.17%	1,225.46	1,269.80	901.21	1,375.58	36.24% #
FTSE/ATHEX Real Estate	4,407.37 €	4,448.91	-41.54	-0.93%	4,356.77	4,448.91	3,750.22	4,816.41	8.21% #
FTSE/Athex Consumer Goods & Services	15,036.22 #	15,031.94	4.28	0.03%	14,760.35	15,136.18	8,974.47	15,933.11	64.19% #
FTSE/Athex Food & Beverage	9,983.15 €	10,117.90	-134.75	-1.33%	9,944.01	10,117.90	8,101.49	11,188.59	17.92% #
FTSE/Athex Basic Resources	9,491.49 €	9,709.91	-218.42	-2.25%	9,463.36	9,709.91	6,463.31	10,531.72	46.26% #
FTSE/Athex Construction & Materials	4,466.08 €	4,572.42	-106.34	-2.33%	4,460.02	4,572.42	3,204.90	4,808.27	39.35% #
FTSE/Athex Energy	5,056.03 €	5,130.38	-74.35	-1.45%	5,056.03	5,140.76	4,780.16	5,856.79	0.52% #
FTSE/Athex Travel & Leisure	2,786.22 €	2,823.27	-37.05	-1.31%	2,785.85	2,833.34	2,196.17	3,038.64	25.66% #
FTSE/Athex Technology	2,902.10 €	2,965.55	-63.45	-2.14%	2,887.10	2,965.80	2,047.81	3,054.30	41.27% #
FTSE/Athex Telecommunications	4,007.97 #	3,975.73	32.24	0.81%	3,934.04	4,024.58	3,511.53	4,415.99	-1.57% €
FTSE/Athex Utilities	5,470.74 €	5,558.73	-87.99	-1.58%	5,442.52	5,573.94	4,598.77	6,190.27	18.96% #
FTSE/Athex Health Care	461.16 €	476.02	-14.86	-3.12%	459.77	477.26	387.42	504.88	10.09% #
FTSE/Athex Personal Products	7,761.98 €	7,959.95	-197.97	-2.49%	7,761.98	8,020.88	6,441.87	8,386.11	17.49% #
Athex All Share Index	297.68 €	301.65	-3.97	-1.32%	297.68	297.68	231.11	314.56	29.29% #
MSCI GREECE REBASED	4,855.50 €	4,907.24	-51.74	-1.05%	4,843.05	4,907.24	4,125.04	5,209.29	--- -
Hellenic Corporate Bond Index	124.91 €	124.95	-0.04	-0.03%			118.78	125.04	4.98% #
Hellenic Corporate Bond Price Index	88.47 €	88.51	-0.04	-0.05%			85.96	88.63	2.60% #

Note 1: FTSE/Med 100, Hellenic Corporate Bond Price Index and Hellenic Corporate Bond Index closing prices refer to the previous trading day of 16/08/2023.

Note 2: The Hellenic Mid & Small Cap Index is a Customized index calculated by the Athens Exchange.

## Analytic Figures for Athex Market's Boards and Categories

	Total Traded Securities	Main Market	Surveillance	Exchange Traded Funds (ETFs)
Totals	124	112	11	1
Gain / Lose / Same:	18 / 88 / 18	17 / 83 / 12	1 / 4 / 6	0 / 1 / 0
Athex Capitalisation (mill. €) **	85,091.78	84,690.64	401.14	
Daily Average Trans/ons Value(thou.€)	105,031.61	104,779.25	242.48	50.85
Transactions Value	88,349.05	88,206.18	142.84	0.03
Main Board:	84,253.39	84,110.52	142.84	0.03
Blocks Board 6_2_3:	4,095.66	4,095.66	0.00	0.00
Forced Sales Board:	0.00	0.00	0.00	0.00
Special Terms Board:	0.00	0.00	0.00	0.00
Daily Average Transactions Volume	35,707,205	34,724,781	986,856	1,783
Transactions Volume	23,946,617	23,466,340	480,276	1
Main Board:	23,422,020	22,941,743	480,276	1
Blocks Board 6_2_3:	524,597	524,597	0	0
Forced Sales Board:	0	0	0	0
Special Terms Board:	0	0	0	0
Daily Average Number of Trades	36,016	35,793	220	3
Number of Trades	38,910	38,777	132	1
Main Board:	38,904	38,771	132	1
Blocks Board 6_2_3:	6	6	0	0
Forced Sales Board:	0	0	0	0
Special Terms Board:	0	0	0	0

## Trading Details by Athex Sectors and Financial Instruments (ETFs)

Code	Sectors	Gain / Lose / Same	Number of Trades	Transactions Volume	Transactions Value	% of Total Trans. Value
3010	- Banks	0 / 6 / 0	14,145	17,398,344	41,388,439.99	46.85%
5510	- Basic Resources	0 / 11 / 2	1,184	398,160	1,315,117.18	1.49%
5010	- Construction & Materials	6 / 8 / 0	3,979	1,776,908	5,410,064.04	6.12%
4020	- Consumer Products & Services	1 / 6 / 2	1,967	424,069	4,925,672.34	5.58%
6010	- Energy	0 / 4 / 0	1,333	152,505	1,964,176.14	2.22%
12000	- Financial Instruments	0 / 1 / 0	1	1	30.78	0.00%
3020	- Financial Services	1 / 4 / 0	769	151,657	779,537.17	0.88%
4510	- Food Beverage & Tobacco	2 / 3 / 1	361	84,304	1,843,022.40	2.09%
2010	- Health Care	0 / 3 / 0	508	159,184	226,512.09	0.26%
5020	- Industrial Goods & Services	1 / 12 / 3	3,112	622,244	8,251,166.69	9.34%
3030	- Insurance	1 / 0 / 0	17	3,160	14,810.05	0.02%
4030	- Media	0 / 0 / 2	35	49,079	26,234.10	0.03%
4520	- Personal Care, Drug & Grocery Stores	1 / 1 / 1	167	29,709	187,642.46	0.21%
3510	- Real Estate	2 / 5 / 3	912	216,437	1,127,214.23	1.28%
4040	- Retail	1 / 4 / 1	326	69,805	256,532.53	0.29%
1010	- Technology	0 / 11 / 0	1,046	284,488	1,102,054.70	1.25%
1510	- Telecommunications	1 / 1 / 0	1,733	313,335	4,449,749.32	5.04%
4050	- Travel & Leisure	0 / 4 / 3	2,106	754,425	4,946,953.85	5.60%
6510	- Utilities	1 / 4 / 0	5,209	1,058,803	10,134,118.85	11.47%

## Top 10 best &amp; worst performing Shares

## Main Market

With positive Price change	Closing price	change	With negative Price change	Closing price	change
CNL CAPITAL (CR)	7.2	5.88% #	INTERTECH SA (CR)	1.35	-4.93% €
INTERWOOD-XYLEMPORIA (CR)	0.457	4.58% #	ENTERSOFT (CR)	5.82	-4.28% €
EKTER SA (CR)	3.15	2.94% #	SPACE HELLAS SA (CR)	8.22	-4.20% €
PAPOUTSANIS (CR)	2.27	1.79% #	TITAN CEMENT (CB)	17.7	-3.80% €
TERNA ENERGY (CR)	16.25	1.12% #	MOTODYNAMICS S.A. (CR)	3.3	-3.79% €
BRIQ PROPERTIES (CR)	1.985	1.02% #	TECHNICAL OLYMPIC SA (CR)	2.81	-3.77% €
AVAX S.A. (CR)	1.612	0.88% #	PIRAEUS FINANCIAL HOLD (CR)	3.176	-3.76% €
OTE (CR)	14.33	0.84% #	KRI-KRI S.A. (CR)	8.2	-3.76% €
JUMBO SA (CR)	27.06	0.22% #	AEGEAN AIRLINES (CR)	12.46	-3.71% €
INTERLIFE G.C.I.(CR)	4.69	0.21% #	LAVIPHARM SA (CR)	0.682	-3.67% €
With the highest Transactions Value	Value (thou. €)	change	With the highest Transactions Volume	Volume	change
PIRAEUS FINANCIAL HOLD (CR)	15,267.64	-3.76% €	ALPHA SERVICES HOLD (CR)	7,381,782	-3.03% €
ALPHA SERVICES HOLD (CR)	10,661.00	-3.03% €	PIRAEUS FINANCIAL HOLD (CR)	4,779,319	-3.76% €
NATIONAL BANK (CR)	10,009.11	-0.96% €	EUROBANK HOLDINGS (CR)	3,621,547	-1.09% €
MYTILINEOS (CR)	6,075.88	-1.40% €	NATIONAL BANK (CR)	1,613,773	-0.96% €
EUROBANK HOLDINGS (CR)	5,422.08	-1.09% €	PPC (CR)	385,970	-2.51% €
TERNA ENERGY (CR)	5,266.22	1.12% #	INTRAKAT (CR)	357,419	-1.10% €
JUMBO SA (CR)	4,464.05	0.22% #	EKTER SA (CR)	356,316	2.94% #
OTE (CR)	4,433.80	0.84% #	TERNA ENERGY (CR)	326,110	1.12% #
PPC (CR)	3,759.44	-2.51% €	OTE (CR)	311,422	0.84% #
OPAP (CR)	3,299.56	-0.92% €	AVAX S.A. (CR)	306,050	0.88% #

Note: Stocks that are not included in the "Under Supervision" category, and the transactions value is more than 10,000 €.

## Derivatives Summary

	Number of Trades	Volume	Open Interest
<b>Index Futures</b>	<b>215</b>	<b>1,387</b>	<b>6,384</b>
FTSE/Athex Banks	2	10	1,943
FTSE/Athex Large Cap	213	1,377	4,216
MSCI GREECE REBASED	0	0	225
<b>Stock Futures</b>	<b>1,905</b>	<b>38,663</b>	<b>496,789</b>
ADMIE (IPTO) HOLDING S.A. (CR)	62	1,035	18,516
AEGEAN AIRLINES (CR)	76	263	5,604
ALPHA SERVICES HOLD (CR)	509	23,563	215,666
AUTOHELLAS SA (CR)	1	1	148
AVAX S.A. (CR)	5	12	1,662
CC HBC AG (CR)	25	157	779
CENERGY HOLDINGS (CB)	20	193	6,332
ELLAKTOR (CR)	7	35	711
ELVALHALCOR (CR)	18	73	2,245
EUROBANK HOLDINGS (CR)	94	2,586	43,217
EYDAP S.A. (CR)	21	81	1,812
FOURLIS (CR)	14	30	799
GEK TERNA (CR)	29	108	6,950
HELLENIC EXCHANGES-A.S.E. (CR)	34	193	8,134
HELLENIQ ENERGY (CR)	14	26	1,623
INTRACOM HOLDINGS (CR)	22	81	3,859
INTRAKAT (CR)	73	523	7,300
JUMBO SA (CR)	8	30	300
LAMDA DEVELOPMENT SA (CR)	29	135	5,477
MIG (CR)	0	0	66
MOTOR OIL (CR)	30	81	1,817
MYTILINEOS (CR)	46	160	3,898
NATIONAL BANK (CR)	192	2,790	18,811
OPAP (CR)	14	29	2,327
OTE (CR)	45	165	11,489
P.P.A. S.A. (CR)	0	0	293
PIRAEUS FINANCIAL HOLD (CR)	304	5,418	78,404
PPC (CR)	95	451	29,287
QUEST HOLDINGS (CR)	2	2	174
TERNA ENERGY (CR)	75	293	13,183
TITAN CEMENT (CB)	5	11	724
VIOHALCO SA/NV (CB)	36	138	5,182
<b>Index Options</b>	<b>17</b>	<b>166</b>	<b>2,509</b>
FTSE/Athex Large Cap	17	166	2,509
<b>Stock Options</b>	<b>0</b>	<b>0</b>	<b>1,000</b>
ALPHA SERVICES HOLD (CR)	0	0	34
NATIONAL BANK (CR)	0	0	331
OPAP (CR)	0	0	136
OTE (CR)	0	0	72
PIRAEUS FINANCIAL HOLD (CR)	0	0	4
PPC (CR)	0	0	423
<b>Total Derivatives Traded</b>	<b>2,137</b>	<b>40,216</b>	<b>506,682</b>



Number of Outstanding Securities	Nominal Value	Dividends [1]			Date of Last Coupon		Note	Shares	Closing price	% change	Previous closing price/date	Open price	Price min	Price max	Last price	Avg price	Last Bid [7]	Last Ask [7]	P/E after tax	Year	Volume	Trades	Transactions Value[8]	Company Mkt Value (thou. €)	Year low	Year high	Sector[4]
		2020	2021	2022	Dividend [2]	Right																					
2,348,908,567	0.290	---	---	---	07/04/2008	18/04/2017	---	ALPHA SERVICES HOLD (CR)	1.44	-3.03	€ 1.485	17/08/2023	1.485	1.4245	1.485	1.44	1.444 27840@1.44	3000@1.44	---	---	7,381,782	3,988	10,661,002.52	3,382,428.34	1.0015	1.682	30101010
18,176,934	1.00	---	---	0.05	10/07/2023	27/01/2023	---	AUSTRIACARD (CB)	14.4	-0.69	€ 14.5	17/08/2023	14.5	14.2	14.6	14.4	14.335 987@14.20	270@14.40	---	---	6,488	53	93,007.80	261,747.85	10.4	15.4	10101010
48,624,764	0.080	0.23	0.46	0.65	24/04/2023	05/12/2022	---	AUTOHELLAS SA (CR)	12.7	-1.55	€ 12.9	17/08/2023	12.82	12.68	12.82	12.7	12.72 10@12.66	876@12.72	---	---	24,148	382	307,173.94	617,534.50	10.06	14.76	40201040
190,162,681	---	---	---	0.05	19/06/2023	07/12/2016	---	CENERGY HOLDINGS (CB)	6.41	-1.38	€ 6.5	17/08/2023	6.5	6.33	6.53	6.41	6.393 60@6.36	685@6.41	---	---	218,539	589	1,397,088.95	1,218,942.79	3.005	7.15	50202010
372,553,049	6.70	0.64	0.71	0.78	25/05/2023	29/04/2013	---	CC HBC AG (CR)	26.6	-1.30	€ 26.95	17/08/2023	26.78	26.42	26.78	26.6	26.557 6@26.58	167@26.75	---	---	65,707	252	1,744,993.75	9,909,911.10	21.54	29.91	45101020
3,710,677,508	0.220	---	---	---	02/05/2008	20/05/2019	---	EUROBANK HOLDINGS (CR)	1.5005	-1.09	€ 1.517	17/08/2023	1.517	1.4755	1.517	1.5005	1.497 19250@1.50	16737@1.50	---	---	3,621,547	2,241	5,422,081.84	5,567,871.60	1.0495	1.72	30101010
52,131,944	1.00	---	0.1102	0.11	29/06/2023	23/07/2019	---	FOURLIS (CR)	4.35	-3.23	€ 4.495	17/08/2023	4.5	4.34	4.5	4.35	4.386 300@4.35	635@4.35	---	---	31,952	208	140,133.87	226,773.96	3.26	5	40401010
305,635,185	2.18	0.1	0.1	0.3	28/06/2023	01/10/2003	---	HELLENIO ENERGY (CR)	7.9	-1.13	€ 7.99	17/08/2023	7.93	7.88	7.99	7.9	7.903 33@7.89	16@7.91	---	---	50,775	310	401,278.68	2,414,517.96	6.93	8.68	60101020
83,600,000	0.760	---	---	---	03/07/2007	17/07/2023	---	INTRACOM HOLDINGS (CR)	2.045	-3.08	€ 2.11	17/08/2023	2.11	2.035	2.11	2.045	2.074 4200@2.04	500@2.06	---	---	132,805	267	275,373.41	170,962.00	1.678	2.36	10101010
160,523,985	0.300	---	---	---	12/08/2008	30/12/2022	---	INTRAKAT (CR)	3.145	-1.10	€ 3.18	17/08/2023	3.185	3.09	3.185	3.145	3.125 444@3.14	191@3.15	---	---	357,419	413	1,116,856.39	504,847.93	1.366	3.31	50101010
136,059,759	0.880	0.77	0.77	---	21/03/2023	05/03/2014	---	JUMBO SA (CR)	27.06	0.22	€ 27	17/08/2023	26.44	26.44	27.24	27.06	27.05 5@27.00	535@27.10	---	---	165,027	1,242	4,464,046.54	3,681,777.08	15.61	28.78	40203045
176,736,715	0.300	---	---	---	30/05/2007	27/11/2019	---	LAMDA DEVELOPMENT SA (CR)	6.61	-1.20	€ 6.69	17/08/2023	6.67	6.54	6.67	6.61	6.586 8@6.61	678@6.61	---	---	113,901	535	750,191.76	1,168,229.69	5.505	7.42	35101010
24,377,795	0.230	---	---	0.04	03/07/2023	08/06/2022	---	PROFILE SA (CR)	4.29	-0.92	€ 4.33	17/08/2023	4.32	4.23	4.38	4.29	4.308 1131@4.23	1449@4.29	---	---	34,051	155	146,708.18	104,580.74	2.575	4.96	10101010
107,222,688	0.440	---	(0.5667)	0.2	20/06/2023	16/03/2022	---	QUEST HOLDINGS (CR)	6.04	-2.42	€ 6.19	17/08/2023	6.16	6.03	6.2	6.04	6.095 320@6.03	921@6.05	---	---	31,300	152	190,776.00	647,625.04	4.655	6.73	10101010
78,325,475	---	---	---	0.6	28/06/2023	23/07/2019	---	TITAN CEMENT (CB)	17.7	-3.80	€ 18.4	17/08/2023	18.28	17.7	18.3	17.7	17.909 218@17.68	11@17.86	---	---	45,672	433	817,939.60	1,386,360.91	12.04	19.44	50101030
259,189,761	0.02	0.1	0.12	19/06/2023	26/02/2016	---	VIOHALCO SANV (CB)	6.09	-2.25	€ 6.23	17/08/2023	6.2	6.06	6.2	6.09	6.127 162@6.08	3451@6.09	---	---	117,786	462	721,660.82	1,578,465.64	3.995	7	55102015	
144,321,516	0.300	---	---	0.07	19/06/2023	22/01/2020	---	AVAX S.A. (CR)	1.612	0.88	€ 1.598	17/08/2023	1.6	1.582	1.644	1.612	1.609 735@1.59	500@1.61	---	---	306,050	599	492,479.16	232,646.28	0.748	1.786	50101010
232,000,000	2.12	0.1069	0.0854	0.0682	29/08/2022	19/06/2017	---	ADMIE (IPTO) HOLDING S.A. (CR)	2.26	-3.00	€ 2.33	17/08/2023	2.33	2.26	2.335	2.26	2.281 15348@2.26	5425@2.28	18.02	2022	262,874	531	599,724.25	524,320.00	1.64	2.52	65101015
90,167,100	0.500	---	---	---	03/06/2019	24/05/2021	---	AEGEAN AIRLINES (CR)	12.46	-3.71	€ 12.94	17/08/2023	12.94	12.44	12.94	12.46	12.592 284@12.44	627@12.50	---	---	110,205	811	1,387,755.56	1,123,482.07	5.27	13.58	40501010
103,423,291	0.570	---	---	---	01/08/2011	06/09/2022	---	GEK TERNA (CR)	13.06	-1.81	€ 13.3	17/08/2023	13.14	12.96	13.24	13.06	13.09 118@13.04	410@13.06	---	---	70,241	501	919,469.92	1,350,708.18	10.42	14.84	50101010
382,000,000	2.48	---	---	---	20/07/2015	12/12/2001	---	PPC (CR)	9.71	-2.51	€ 9.96	17/08/2023	9.96	9.675	9.96	9.71	9.74 2823@9.71	170@9.72	---	---	385,970	1,155	3,759,437.49	3,709,220.00	6.6	11.22	65101015
914,715,153	1.00	---	---	---	16/05/2008	29/08/2018	---	NATIONAL BANK (CR)	6.2	-0.96	€ 6.26	17/08/2023	6.2	6.15	6.228	6.2	6.202 50@6.19	25650@6.21	---	---	1,613,773	2,064	10,009,107.83	5,671,233.95	3.746	6.514	30101010
375,241,586	0.390	0.01	0.03	0.06	26/06/2023	14/07/2006	---	ELVALHALCOR (CR)	2.05	-2.38	€ 2.1	17/08/2023	2.075	2.04	2.095	2.05	2.064 1625@2.04	3666@2.05	---	---	217,955	406	449,773.31	769,245.25	1.52	2.39	55102015
348,192,005	0.040	---	---	---	05/07/2011	16/07/2021	---	ELLAKTOR (CR)	2.39	-2.05	€ 2.44	17/08/2023	2.44	2.37	2.45	2.39	2.406 1700@2.38	381@2.39	---	---	103,003	297	247,804.75	832,178.89	1.706	2.7	50101010
60,348,000	0.420	0.07	0.1515	0.1565	14/06/2023	04/08/2021	---	HELLENIC EXCHANGES-A.S.E. (CR)	5.1	-1.35	€ 5.17	17/08/2023	5.15	5.01	5.15	5.1	5.068 700@5.05	3000@5.12	---	---	140,491	608	711,957.66	307,774.80	3.09	6.13	30202015
106,500,000	0.600	---	0.28	---	05/09/2022	13/09/2021	---	EYDAP S.A. (CR)	6.58	-1.50	€ 6.68	17/08/2023	6.68	6.51	6.68	6.58	6.558 86@6.54	73@6.58	---	---	70,076	507	459,527.18	700,770.00	6.06	7.34	65102030
110,782,980	0.750	---	0.9054	1.6299	26/06/2023	04/11/2013	---	MOTOR OIL (CR)	21.64	-1.55	€ 21.98	17/08/2023	22.06	21.64	22.06	21.64	21.799 1600@21.62	379@21.80	---	---	68,380	912	1,490,633.48	2,397,343.69	20.84	25.82	60101020
142,891,161	0.970	0.378	0.4341	1.24	27/06/2023	07/07/2017	---	MYTILINEOS (CR)	35.2	-1.40	€ 35.7	17/08/2023	35.36	35.12	35.7	35.2	35.296 10@35.18	300@35.26	---	---	172,140	1,560	6,075,882.90	5,029,768.87	19.94	37.98	50203000
370,062,741	0.300	0.55	0.6	1	06/06/2023	19/06/2023	---	OPAP (CR)	15.07	-0.92	€ 15.21	17/08/2023	15.16	15.06	15.3	15.07	15.126 413@15.06	366@15.09	---	---	218,136	1,184	3,299,557.36	5,576,845.51	13.0232	16.9242	40501020
426,247,547	2.83	0.6879	0.8231	0.5888	05/07/2023	18/06/1998	---	OTE (CR)	14.33	0.84	€ 14.21	17/08/2023	14.2	14.06	14.39	14.33	14.237 2058@14.25	83@14.32	---	---	311,422	1,706	4,433,802.20	6,108,127.35	12.57	15.81	15102015
1,250,367,223	0.930	---	---	---	16/05/2008	14/04/2021	---	PIRAEUS FINANCIAL HOLD (CR)	3.176	-3.76	€ 3.3	17/08/2023	3.3	3.168	3.3	3.176	3.195 500@3.17	900@3.18	---	---	4,779,319	5,817	15,267,643.87	3,971,166.30	1.43	3.596	30101010
66,850,563	0.780	0.2239	0.1493	0.1495	09/05/2023	13/06/2018	---	GR. SARANTIS S.A. (CR)	7.8	-2.74	€ 8.02	17/08/2023	8.06	7.8	8.08	7.8	7.942 50@7.75	155@7.78	---	---	22,089	143	175,440.94	521,434.39	6.39	8.46	45201020
118,105,090	0.300	0.3407	0.3411	0.3798	26/06/2023	05/03/2020	---	TERNA ENERGY (CR)	16.25	1.12	€ 16.07	17/08/2023	16.07	16	16.43	16.25	16.149 250@16.23	872@16.26	---	---	326,110	2,947	5,266,219.04	1,919,207.71	15.92	21.34	65101010

## Main Market - Medium Liquidity Class

13,126,020	0.660	0.0837	0.1163	0.1158	26/07/2023	04/09/2020	---	AS COMPANY SA (CR)	2.49	0.40	€ 2.48	17/08/2023	2.46	2.43	2.49	2.49	2.451 100@2.47	79@2.49	---	---	3,081	18	7,551.83	32,683.79	2.02	2.74	40401030
3,114,144	0.360	0.1558	0.3427	0.2304	29/05/2023	02/06/2020	---	ALPHA TRUST (CR)	6.8	-0.73	€ 6.85	17/08/2023	6.85	6.8	6.85	6.8	6.814 50@6.7										

## Daily Official List

Year: 144 Trading Day No: 156

## Section 2: Analytic Figures of Shares Transactions

Friday, 18 August, 2023

Number of Outstanding Securities	Nominal Value	Dividends [1]			Date of Last Coupon		Note	Shares	Closing price	% change	Previous closing price/date	Open price	Price min	Price max	Last price	Avg price	Last Bid [7]	Last Ask [7]	P/E after tax	Year	Volume	Trades	Transactions Value[8]	Company Mkt Value (thou. €)	Year low	Year high	Sector[4]		
		2020	2021	2022	Dividend [2]	Right																							
151,654,947	0.040	---	---	---	01/07/2008	21/02/2020	---	AVE (CR)	0.526	---	0.526	17/08/2023	0.526	0.524	0.54	0.526	0.535	2000@0.524	400@0.538	---	---	48,879	33	26,162.10	79,770.50	0.506	0.586	40301010	
35,764,593	2.10	0.06	0.075	0.1046	02/05/2023	25/11/2019	---	BRIQ PROPERTIES (CR)	1.985	1.02	P	1.965	17/08/2023	1.99	1.97	1.99	1.985	1.98	510@1.96	947@1.99	---	---	15,170	36	30,039.10	70,992.72	1.9	2.11	35102030
101,123,806	0.360	---	---	---	22/07/2010	28/06/2011	---	CENTRIC HOLDINGS (CR)	0.38	-3.55	E	0.394	17/08/2023	0.39	0.378	0.39	0.38	0.382	2000@0.379	17164@0.382	---	---	178,315	176	68,027.44	38,427.05	0.263	0.457	40203040
784,500	10.00	---	0.3	---	24/05/2022	31/07/2018	---	CNL CAPITAL (CR)	7.2	5.88	P	6.8	17/08/2023	6.8	6.7	7.2	7.2	6.854	100@6.95	43@7.20	-(6)	2022	5,221	63	35,782.65	5,648.40	5.9	8	30202010
10,246,800	0.300	---	---	---	06/10/2005	13/02/2002	---	CPI SA (CR)	0.728	-0.55	E	0.732	17/08/2023	0.748	0.714	0.748	0.728	0.726	710@0.720	1957@0.728	---	---	3,291	14	2,387.72	7,459.67	0.548	0.892	10102030
18,680,300	0.050	---	---	---	06/07/2022	---	---	DIMAND (CR)	12.4	---	---	12.4	17/08/2023	12.4	12	12.45	12.4	12.236	320@12.10	388@12.40	---	---	19,927	159	243,832.95	231,635.72	11	14.9	35101010
54,200,000	0.075	---	0.035	0.074	18/07/2023	23/11/2021	---	EPSILON NET (CR)	10.18	-0.20	E	10.2	17/08/2023	10.2	10.08	10.3	10.18	10.139	1500@10.08	537@10.20	---	---	10,142	105	102,834.52	551,756.00	6.2	10.54	10101015
40,134,921	0.400	---	---	---	30/08/1993	26/06/2023	---	IDEAL HOLDINGS (CR)	5.33	-2.91	E	5.49	17/08/2023	5.46	5.27	5.47	5.33	5.337	500@5.29	604@5.33	---	---	20,644	88	110,170.05	213,919.13	3.38	5.72	10102030
167,868,482	0.300	---	---	---	20/08/2007	28/11/2022	---	LAVIPHARM SA (CR)	0.682	-3.67	E	0.708	17/08/2023	0.71	0.682	0.71	0.682	0.688	2200@0.680	416@0.686	---	---	122,259	168	84,103.73	114,486.30	0.366	0.78	20103015
4,740,000	0.860	---	---	---	14/03/2003	---	---	LOGISMOS S.A. (CR)	1.33	-1.48	E	1.35	17/08/2023	1.3	1.3	1.35	1.33	1.317	150@1.31	200@1.33	-(6)	2022	1,650	13	2,173.30	6,304.20	0.91	1.41	10101015
17,120,280	0.940	0.06	0.06	---	27/06/2022	26/06/2023	---	LOULIS FOOD (CR)	3.36	-1.47	E	3.41	17/08/2023	3.32	3.26	3.4	3.36	3.307	215@3.36	30@3.37	---	---	9,715	51	32,131.15	57,524.14	2.38	3.7	45102020
4,419,616	1.58	---	---	0.1531	10/07/2023	04/03/2015	---	MEDICON S.A (CR)	4.24	-0.70	E	4.27	17/08/2023	4.33	4.07	4.33	4.24	4.14	50@4.20	2350@4.24	---	---	32,318	297	133,783.80	18,739.17	3.4	4.4	20102010
468,700	2.24	3.42	---	---	03/05/2022	21/05/2004	---	MERMEREN KOMB. A.D. PR. (GDR)	38.8	---	---	38.8	17/08/2023	---	---	---	---	---	93@36.20	90@37.60	1.30	2022	---	---	---	18,185.56	31	59	55102000
10,500,000	0.950	---	---	---	24/06/2008	21/07/2023	---	MEVACO SA (CR)	3.96	-1.00	E	4	17/08/2023	4	3.92	4	3.92	3.968	100@3.88	1000@3.92	13.13	2022	250	5	992.00	41,580.00	2.52	4.22	55102015
31,317,025	0.400	---	---	---	26/04/2007	10/05/2023	---	MIG (CR)	4.01	-0.25	E	4.02	17/08/2023	3.985	3.93	4.05	4.01	3.985	30@3.93	11@4.01	---	---	3,331	62	13,275.62	125,581.27	0.987	8.4	30202000
87,127,162	0.500	---	---	---	08/06/2023	28/07/2021	---	PREMIA (CR)	1.27	-2.31	E	1.3	17/08/2023	1.3	1.254	1.308	1.27	1.272	100@1.26	1000@1.28	---	---	48,955	110	62,287.18	110,651.50	1.07	1.41	35102000
27,345,120	0.280	---	---	---	18/07/2005	26/02/2014	---	QUALITY & RELIABILITY SA (CR)	0.754	-2.08	E	0.77	17/08/2023	0.77	0.746	0.776	0.754	0.763	100@0.744	1340@0.750	---	---	12,370	35	9,443.68	20,618.22	0.465	0.824	10101010
6,456,530	1.08	0.0804	0.12	0.1314	17/07/2023	02/08/2010	---	SPACE HELLAS SA (CR)	8.22	-4.20	E	8.58	17/08/2023	8.44	8.2	8.48	8.2	8.336	10@8.22	400@8.36	---	---	1,913	27	15,947.12	53,072.68	5.28	10	15101010
17,190,046	0.290	---	---	---	16/11/1992	30/11/2022	---	UNIBIOS (CR)	1.135	-2.58	E	1.165	17/08/2023	1.15	1.1	1.17	1.135	1.129	7900@1.13	1200@1.14	---	---	39,576	106	44,693.51	19,510.70	0.558	1.31	50204000
32,413,681	0.370	---	---	---	15/07/2009	11/05/2000	---	ALUMIL (CR)	3.78	-3.08	E	3.9	17/08/2023	3.9	3.76	3.9	3.78	3.813	575@3.78	250@3.81	---	---	18,026	101	68,737.06	122,523.71	1.986	4.26	55102035
3,534,269	3.44	(0.4452)	0.8907	---	22/05/2023	19/07/2022	---	ANDROMEDA SA (CR)	7.18	-0.28	E	7.2	17/08/2023	7.24	7.1	7.24	7.22	7.187	101@7.04	200@7.14	---	2022	1,904	24	13,683.24	25,376.05	5.9	7.4	30204000
18,810,000	0.400	---	---	---	08/07/2010	14/11/2007	---	VARVERIS - MODA BAGNO SA (CR)	0.725	-0.69	E	0.73	17/08/2023	0.73	0.7	0.735	0.725	0.717	752@0.680	448@0.725	---	---	2,062	10	1,478.60	13,637.25	0.6	0.8	40401025
23,986,500	1.05	---	---	---	26/06/2009	15/03/2000	---	BIOKARPET S.A.(CR)	3.16	-3.66	E	3.28	17/08/2023	3.28	3.14	3.28	3.18	3.178	191@3.14	2850@3.18	---	---	7,250	51	23,037.06	75,797.34	1.5	3.47	50101035
6,325,000	0.600	---	0.19	0.153	03/07/2023	17/02/2014	---	VOYATZOGLOU (CR)	2.62	---	---	2.62	17/08/2023	---	---	---	---	---	187@2.38	181@2.60	---	---	---	---	---	16,571.50	1.97	2.8	50205010
24,060,000	0.300	0.035	0.055	0.075	25/04/2023	01/07/2019	---	GEN. COMMERCIAL & IND.SA (CR)	1.865	-1.84	E	1.9	17/08/2023	1.88	1.83	1.88	1.865	1.854	1000@1.83	150@1.88	11.53	2022	16,014	45	29,697.28	44,871.90	1.175	2.11	50205010
15,878,748	0.480	---	---	---	10/07/2006	22/03/2004	---	DOMIKI KRITIS SA (CR)	3.28	-3.25	E	3.39	17/08/2023	3.39	3.16	3.52	3.28	3.397	2050@3.27	150@3.38	---	---	134,318	406	456,322.56	52,082.29	0.71	3.52	50101010
34,720,000	0.310	---	---	---	16/06/2010	01/08/2007	---	DROMEAS SA (CR)	0.381	-2.31	E	0.39	17/08/2023	0.381	0.377	0.392	0.392	0.381	200@0.377	2000@0.385	---	---	9,649	22	3,677.52	13,228.32	0.3	0.45	40202015
13,673,200	0.880	---	---	---	18/07/2008	26/07/2001	---	EVROFARMA SA (CR)	1.09	2.83	P	1.06	17/08/2023	1.06	1.03	1.09	1.09	1.079	100@1.03	85@1.06	---	---	1,515	11	1,634.10	14,903.79	0.684	1.14	45102020
11,250,000	0.520	---	0.0405	0.08	07/08/2023	09/11/2015	---	EKTER SA (CR)	3.15	2.94	P	3.06	17/08/2023	3.07	3	3.34	3.15	3.154	500@3.13	200@3.16	---	---	356,316	903	1,123,944.20	35,437.50	1.33	3.34	50101010
18,410,839	1.00	0.027	0.262	---	24/08/2022	10/09/2010	---	ELASTRON (CR)	3.58	-1.38	E	3.63	17/08/2023	3.65	3.57	3.68	3.58	3.613	594@3.58	269@3.64	---	---	12,059	77	43,567.72	65,910.80	2.21	3.82	55102010
60,295,607	0.240	---	---	---	09/07/2007	01/07/2021	---	ELGEKA SA (CR)	0.566	---	---	0.566	17/08/2023	0.566	0.566	0.566	0.566	0.56654884@0.566	2450@0.590	---	---	3,000	2	1,698.00	34,127.31	0.38	0.6	45201010	
23,828,130	0.500	---	0.0737	---	18/07/2022	17/02/2009	---	ELINOIL S.A. (CR)	2.5	-1.96	E	2.55	17/08/2023	2.54	2.48	2.55	2.5	2.509	9@2.48	1480@2.50	---	---	4,940	20	12,396.78	59,570.33	1.82	2.83	60101020
19,864,886	5.60	0.672	0.672	0.672	20/04/2023	02/07/2008	---	BANK OF GREECE (CR)	16.75	-1.47	E	17	17/08/2023	16.8	16.7	17	17	16.839	250@16.70	747@17.00	---	---	1,089	19	18,337.65	332,736.84	15.55	18	30101010
26,730,187	0.520	0.08	0.1	0.12	29/06/2023	01/08/2017	---	ELTON SA (CR)	2.72	-0.73	E	2.74	17/08/2023	2.78	2.69	2.83	2.72	2.758	446@2.69	1050@2.72	---	---	29,047	79	80,121.42	72,706.11	2.08	2.92	50205010
30,000,000	0.050	0.06	0.09	0.1	09/06/2023	11/06/2020	---	ENTERSOFT (CR)	5.82	-4.28	E	6.08	17/08/2023	6.06	5.82	6.08	5.82	6.009	565@5.82	100@5.98	---	---	26,707	141	160,481.34	174,600.00	3.61	6.34	10101015
36,300,000	1.12	0.223	0.2186	---	14/09/2022	12/12/2007	---	THESSALONIKA WATER & SEWERAGE	3.59	-2.71	E	3.69	17/08/2023	3.66	3.53	3.66	3.59												

Number of Outstanding Securities	Nominal Value	Dividends [1]			Date of Last Coupon		Note	Shares	Closing price	% change	Previous closing price/date	Open price	Price min	Price max	Last price	Avg price	Last Bid [7]	Last Ask [7]	P/E after tax	Year	Volume	Trades	Transactions Value[8]	Company Mkt Value (thou. €)	Year low	Year high	Sector[4]		
		2020	2021	2022	Dividend [2]	Right																							
8,226,132	0.450	---	---	0.02	17/07/2023	13/10/2014	---	ILYDA S.A. (CR)	1.735	-2.80	€	1.785	17/08/2023	1.78	1.71	1.78	1.735	1.726	300@1.71	1070@1.74	11.11	2022	5,040	23	8,698.70	14,272.34	1.055	1.92	10101015
2,566,836	0.440	---	0.016	0.016	03/07/2023	09/01/2007	---	INTERWOOD-XYLEMPORIA (PR)	0.416	4.00	₪	0.4	17/08/2023	0.426	0.412	0.428	0.416	0.422	365@0.412	100@0.420	---	---	3,160	23	1,332.06	17,056.60	0.192	0.5	50101020
34,986,430	0.440	---	---	---	25/07/2008	23/02/2010	---	INTERWOOD-XYLEMPORIA (CR)	0.457	4.58	₪	0.437	17/08/2023	0.448	0.436	0.49	0.457	0.468	6988@0.457	500@0.475	---	---	206,857	174	96,815.57	17,056.60	0.1975	0.49	50101020
18,567,912	0.590	0.12	0.24	---	05/07/2023	26/01/2021	---	INTERLIFE G.C.I.(CR)	4.69	0.21	₪	4.68	17/08/2023	4.7	4.65	4.71	4.7	4.687	150@4.55	2394@4.70	---	2022	3,160	17	14,810.05	87,083.51	3.47	4.95	30302025
8,424,900	0.500	---	---	---	12/07/2010	04/07/2019	---	INTERTECH SA (CR)	1.35	-4.93	€	1.42	17/08/2023	1.385	1.335	1.39	1.35	1.358	150@1.34	131@1.38	23.31	2022	12,270	68	16,663.00	11,373.62	0.92	1.72	50205010
19,804,134	0.150	---	---	---	01/07/2004	06/11/2017	---	KEKROPS SA (CR)	1.235	-0.80	€	1.245	17/08/2023	1.235	1.2	1.24	1.235	1.213	1321@1.23	448@1.24	2.35	2022	5,364	28	6,508.69	24,458.11	0.903	1.4	35101010
40,219,218	0.260	---	---	---	29/08/2022	10/06/2019	---	KLOUKINAS - LAPPAS SA (CR)	0.992	0.20	₪	0.99	17/08/2023	0.99	0.988	0.994	0.99	0.991	500@0.992	1376@0.994	---	---	20,766	28	20,570.63	39,897.46	0.5	0.994	50101010
11,510,102	0.890	---	---	---	24/06/2005	06/10/1999	---	NAFPAKTOS TEXTILE (CR)	1.14	---	₪	1.14	17/08/2023	1.1	1.1	1.14	1.14	1.106	60@1.12	1961@1.14	---	---	1,235	4	1,365.61	13,121.52	0.91	1.31	55101020
21,224,340	0.420	0.0035	0.02	---	06/09/2022	25/04/2006	---	KORDELLOS BROS SA (CR)	0.646	-1.22	€	0.654	17/08/2023	0.646	0.628	0.648	0.646	0.641	10@0.638	180@0.646	5.68	2022	14,580	29	9,351.68	13,710.92	0.462	0.74	55102010
33,065,136	0.380	0.2	0.2001	---	18/08/2022	16/09/2013	---	KRI-KRI S.A. (CR)	8.2	-3.76	€	8.52	17/08/2023	8.46	8.2	8.46	8.2	8.382	500@8.16	223@8.40	85.40	2022	7,213	44	60,459.48	271,134.12	6.08	9.8	45102020
7,595,160	0.600	---	---	---	10/09/2019	18/08/2010	---	KIRIAKOULIS SHIPPING SA (CR)	1	-3.85	€	1.04	17/08/2023	1	1	1.03	1	1	736@1.00	180@1.03	---	---	1,200	5	1,200.35	7,595.16	0.868	1.265	40501015
6,200,000	0.500	---	---	---	22/06/2010	01/11/1995	---	MINERVA KNITWEAR (CR)	0.625	-2.34	€	0.64	17/08/2023	0.645	0.6	0.645	0.625	0.601	30@0.585	530@0.625	---	---	1,315	5	790.63	3,875.00	0.414	0.68	40204020
5,939,268	0.620	---	---	---	10/07/2003	03/01/2002	---	LANAKAM SA (CR)	1.28	-0.77	€	1.29	17/08/2023	1.29	1.22	1.29	1.28	1.246	95@1.24	730@1.29	---	---	1,900	7	2,368.00	7,602.26	0.716	1.4	40401020
9,819,370	0.500	---	---	---	14/08/2007	09/01/2004	---	MATHIOS REFRACTORY SA (CR)	1.38	-4.17	€	1.44	17/08/2023	1.35	1.32	1.38	1.38	1.336	20@1.34	201@1.38	---	---	1,230	12	1,643.07	13,550.73	0.565	1.6	55101000
30,150,000	0.360	0.02	0.0401	0.0908	15/06/2023	25/04/2019	---	MOTODYNAMICS S.A. (CR)	3.3	-3.79	€	3.43	17/08/2023	3.43	3.3	3.48	3.3	3.409	547@3.29	431@3.32	---	---	30,770	77	104,900.25	99,495.00	2.04	3.77	40401030
43,200,000	1.00	---	0.0824	---	07/09/2022	14/06/2022	---	MPLKEDROS (CR)	2.7	---	₪	2.7	17/08/2023	2.7	2.69	2.7	2.7	2.698	250@2.40	2180@2.80	---	---	9,510	22	25,660.00	116,640.00	2.19	2.8	35102000
25,000,000	2.00	0.4	0.628	1.04	07/08/2023	08/08/2003	---	P.P.A. S.A. (CR)	20.1	-3.13	€	20.75	17/08/2023	20.6	19.92	20.7	20.1	20.153	10@19.96	300@20.30	9.50	2022	15,685	297	316,095.22	502,500.00	15.86	23.35	50206060
4,971,466	1.46	---	---	---	04/07/2007	08/10/2003	---	PAIRIS SA (CR)	1.29	0.39	₪	1.285	17/08/2023	1.295	1.27	1.32	1.32	1.289	1000@1.25	2742@1.31	---	---	2,265	12	2,918.95	6,413.19	0.83	1.47	50203030
27,098,594	0.540	0.07	0.05	0.0401	22/05/2023	14/01/2021	---	PAPOUTSANIS (CR)	2.27	1.79	₪	2.23	17/08/2023	2.26	2.23	2.3	2.28	2.273	1590@2.22	589@2.28	20.50	2022	4,620	22	10,503.52	61,513.81	2.22	2.51	45201020
7,070,400	0.930	0.1081	0.3242	0.2593	03/07/2023	06/05/2016	---	PETROPOULOS PETROS (CR)	8.96	---	₪	8.96	17/08/2023	8.96	8.8	8.98	8.98	8.908	100@8.86	2990@8.90	---	---	16,580	79	147,699.80	63,350.78	5.9	9.22	50206015
43,741,452	0.660	0.16	0.2723	0.2629	31/05/2023	01/11/1999	---	THRACE PLASTICS SA (CR)	4.82	-3.41	€	4.99	17/08/2023	4.99	4.82	5.02	4.82	4.924	786@4.82	100@4.83	---	---	13,705	158	67,485.18	210,833.80	3.76	5.68	50203015
21,912,599	0.300	---	---	0.048	18/05/2023	23/02/2007	---	REVOL (CR)	2.09	-2.79	€	2.15	17/08/2023	2.13	2.06	2.15	2.09	2.107	100@2.06	449@2.09	---	---	28,410	91	59,867.20	45,797.33	1.21	2.3	60101020
13,582,223	1.35	---	---	---	24/06/2008	02/02/2016	---	SIDMA STEEL (CR)	2.94	-1.01	€	2.97	17/08/2023	3	2.82	3	2.94	2.886	170@2.82	800@2.94	---	---	3,012	41	8,693.30	39,931.74	1.85	3.3	55102010
40,693,350	5.00	---	---	---	03/07/2006	26/05/2015	---	TECHNICAL OLYMPIC SA (CR)	2.81	-3.77	€	2.92	17/08/2023	2.95	2.77	2.95	2.81	2.81	160@2.79	869@2.81	---	---	27,565	114	77,460.00	114,348.31	1.76	3.12	40202010
3,048,000	0.300	---	---	---	06/07/2007	01/06/2021	---	TZIRAKIAN PROFIL (CR)	2.16	-2.26	€	2.21	17/08/2023	2.12	2.1	2.16	2.16	2.125	60@2.12	290@2.16	37.84	2022	380	5	807.40	6,583.68	1.755	2.39	55102010
10,203,575	0.730	---	---	---	16/07/2007	18/10/1999	---	FIERATEX SA (CR)	0.468	-4.49	€	0.49	17/08/2023	0.518	0.446	0.518	0.47	0.458	400@0.458	400@0.467	---	2022	11,299	30	5,171.91	4,775.27	0.351	0.56	55101020
8,340,750	1.16	---	---	---	25/06/2009	17/09/2018	---	HAIDEMENOS SA (CR)	0.685	---	₪	0.685	17/08/2023	---	---	---	---	---	500@0.640	290@0.680	---	2022	---	---	---	5,713.41	0.452	0.8	50205030

## Main Market - Low Liquidity Class

14,000,000	4.15	---	3.42	0.26	19/07/2023	29/06/1999	---	ALPHA REAL ESTATE SA(CR)	7.74	---	₪	7.74	17/08/2023	---	---	---	---	---	65@7.72	80@7.76	---	---	---	---	---	108,360.00	6.68	9.22	35101015
45,033,921	0.050	---	---	---	04/06/2008	27/03/2023	---	ATTICA BANK S.A. (CR)	12.3	-0.32	€	12.34	17/08/2023	12.34	12.3	12.34	12.3	12.31	570@12.30	100@12.32	---	---	834	16	10,266.28	553,917.23	10.62	48.75	30101010
11,869,224	0.540	0.087	0.136	0.15	03/07/2023	30/08/2019	---	FLEXOPACK SA (CR)	8.7	---	₪	8.7	17/08/2023	8.6	8.6	8.65	8.65	8.601	200@8.30	248@8.65	---	---	68	8	584.90	103,262.25	7.45	9.45	50203030
10,500,000	4.00	0.37	0.29	0.3	16/05/2023	02/08/2016	---	INTERCONTINENTAL (CR)	6.35	-0.78	€	6.4	17/08/2023	6.45	6.35	6.45	6.35	6.361	300@6.30	200@6.40	12.11	2022	225	3	1,431.25	66,675.00	6.15	6.85	35102000
57,434,884	1.17	---	---	---	05/06/2008	12/06/2009	---	REDS S.A. (CR)	2.36	-1.26	€	2.39	17/08/2023	2.37	2.35	2.4	2.4	2.356	10@2.60	1175@2.40	---	---	2,280	13	5,372.55	135,546.33	2.2	3	35101010
152,360,643	0.500	0.01	0.02	0.03	23/06/2023	10/06/2020	---	TRASTOR REAL EST. INV. CO.(CR)	1.14	0.88	₪	1.13	17/08/2023	1.14	1.14	1.14	1.14	1.14	1000@1.07	400@1.16	---	---	1,000	1	1,140.00	173,691.13	0.965	1.23	35102000
15,300,000	0.300	---	---	---	30/07/2009	13/12/1999	---	ATTICA PUBLICATIONS SA (CR)	0.36	---	₪	0.36	17/08/2023	0.36	0.36	0.36	0.36	0.36	500@0.324	100@0.360	---	---	200	2	72.00	5,508.00	0.236	0.39	40301030
15,000,000	0.300	---	---	---	06/07/2007	18/07/2000	---	DAIOS PLASTICS SA (CR)	3.3	---	₪	3.3	17/08/2023	---	---	---	---	---	230@3.18	40@3.54	---	---	---	---	---	49,500.00	2.92	3.54	50203015
3,307,500	0.210	---	---	---	11/08/20																								

Number of Outstanding Securities	Nominal Value	Dividends [1]			Date of Last Coupon		Note	Shares	Closing price	% change	Previous closing price/date	Open price	Price min	Price max	Last price	Avg price	Last Bid [7]	Last Ask [7]	P/E after tax	Year	Volume	Trades	Transactions Value[8]	Company Mkt Value (thou. €)	Year low	Year high	Sector[4]		
2020	2021	2022	Dividend [2]	Right																									
6,700,000	0.800	0.179	0.047	---	24/08/2022	29/05/2014	---	MILLS KEPENOS (CR)	2.68	---	2.68	17/08/2023	2.46	2.46	2.68	2.68	2.527	400@2.46	56@2.66	19.80	2022	144	2	363.92	17,956.00	1.93	2.7	45102020	
18,017,472	0.360	---	---	---	09/09/2022	28/08/2017	---	KTIMA KOSTAS LAZARIDIS SA (CR)	1.88	---	1.88	17/08/2023	---	---	---	---	450@1.74	1238@1.88	---	---	---	---	---	---	33,872.85	1.55	1.99	45101015	
21,364,000	1.12	---	---	---	29/07/2019	08/03/2023	---	LAMPASA HOTEL SA (CR)	28.8	---	28.8	17/08/2023	---	---	---	---	100@28.80	100@29.40	---	---	---	---	---	---	615,283.20	20.6	29.8	40501025	
32,188,050	1.04	---	---	---	21/07/2008	20/01/2000	---	MOUZAKIS (CR)	0.685	---	0.685	17/08/2023	---	---	---	---	420@0.680	15@0.700	---	---	---	---	---	---	22,048.81	0.65	0.806	55101020	
8,321,682	0.670	---	---	---	17/08/2007	23/11/1999	---	N. LEVENTERIS (CR)	0.312	---	0.312	17/08/2023	---	---	---	---	4750@0.282	---	---	2022	---	---	---	---	3,451.93	0.22	0.364	55102010	
2,160,524	0.670	---	---	---	03/12/2018	23/11/1999	---	N. LEVENTERIS (PR)	0.396	---	0.396	17/08/2023	---	---	---	---	---	4535@0.410	---	---	2022	---	---	---	---	3,451.93	0.218	0.434	55102010
6,340,000	0.600	0.134	0.17	0.1	09/12/2022	12/01/2023	---	NAKAS MUSIC	2.7	---	2.7	17/08/2023	2.62	2.44	2.62	2.46	2.5	1499@2.44	7@2.76	---	---	40	6	99.98	17,118.00	2.16	2.98	40401030	
10,080,000	3.00	1.42	1.5	1.45	11/05/2023	27/08/2001	---	TPA SA (CR)	24	-2.04	24.5	17/08/2023	24.5	24	24.5	24	24.192	141@24.00	500@24.50	---	---	1,646	20	39,819.70	241,920.00	22.7	26.3	50206060	
27,379,200	0.980	---	---	0.45	01/08/2023	29/08/2022	---	CRETE PLASTICS SA (CR)	15.9	-1.24	16.1	17/08/2023	15.9	15.8	15.9	15.8	15.875	1@16.10	20@16.10	---	---	416	5	6,604.10	435,329.28	14.7	17.9	50203015	
255,494,534	2.71	0.352	0.279	0.255	16/06/2023	30/09/2021	---	PRODEA (CR)	7.05	---	7.05	17/08/2023	7.15	7.15	7.15	7.15	7.15	145@7.15	60@7.25	---	---	105	5	750.75	1,801,236.46	7	8.6	35102000	
4,181,450	0.500	---	---	---	21/08/2000	05/03/2002	---	FLOUR MILLS SARANTOPOULOS SA	1.16	---	1.16	17/08/2023	---	---	---	---	---	---	---	---	---	---	---	---	---	4,850.48	0.875	1.5	45102020

## Exchange Traded Funds (ETFs)

924,675	---	---	---	---	15/06/2016	---	---	ALPHA ETF FTSE Athex Large Cap	30.78	-0.55	30.95	17/08/2023	30.78	30.78	30.78	30.78	30.78	10@31.00	---	---	---	---	1	1	30.78	---	22.5	35	12003
---------	-----	-----	-----	-----	------------	-----	-----	--------------------------------	-------	-------	-------	------------	-------	-------	-------	-------	-------	----------	-----	-----	-----	-----	---	---	-------	-----	------	----	-------

## Surveillance

356,314,416	0.660	---	---	---	07/07/2010	21/09/2017	5160	FRIGOGLASS SA (CR)	0.055	-1.79	0.056	17/08/2023	0.055	0.055	0.055	0.055	0.055	4000@0.054	73404@0.055	---	---	57,200	7	3,146.00	19,597.29	0.05	0.158	50204000	
65,326,268	0.530	---	---	---	04/07/2007	19/07/2006	4750	SATO SA (CR)	0.043	---	0.043	17/08/2023	0.043	0.039	0.043	0.039	0.04	815@0.039	900@0.046	---	---	15,185	8	612.22	2,809.03	0.018	0.069	40202015	
13,191,620	0.620	---	---	---	04/08/2010	09/09/2002	5232	YALCO - CONSTANTINOU (CR)	0.2	---	0.2	17/08/2023	0.185	0.185	0.185	0.185	0.185	810@0.185	2000@0.208	---	---	2,190	3	405.15	2,638.32	0.12	0.28	40202020	
13,000,000	1.00	---	---	---	01/08/2007	07/04/2000	5093	AKRITAS SA (CR)	0.61	---	0.61	17/08/2023	---	---	---	---	---	---	20@0.550	---	---	---	---	---	---	7,930.00	0.414	0.67	50101035
221,519,681	0.300	---	---	---	02/07/2008	28/02/2011	4957	ANEK LINES SA (CR)	0.266	-1.48	0.27	17/08/2023	0.274	0.266	0.274	0.266	0.266	2500@0.262	833@0.270	---	---	302,500	30	80,469.00	59,837.62	0.177	0.3	40501015	
312,163	0.300	---	---	---	02/07/2008	28/02/2011	4959	ANEK LINES SA (PR, issue '90)	0.072	---	0.072	17/08/2023	---	---	---	---	---	29930@0.079	---	---	---	---	---	---	---	59,837.62	0.072	0.086	40501015
2,969,713	0.300	---	---	---	02/07/2008	28/02/2011	4958	ANEK LINES SA (PR, issue '96)	0.3	---	0.3	17/08/2023	0.3	0.3	0.3	0.3	0.3	356@0.300	---	---	---	---	2,644	3	793.20	59,837.62	0.173	0.38	40501015
17,579,754	4.16	---	---	---	18/08/2006	02/08/2010	---	BIOTER SA (CR)	0.314	-7.10	0.338	17/08/2023	0.314	0.314	0.314	0.314	0.314	---	3313@0.314	---	---	21,287	9	6,684.12	5,520.04	0.198	0.398	50101010	
54,654,600	0.050	---	---	---	01/07/1998	30/12/2022	5275	VIS SA (CR)	0.35	---	0.35	17/08/2023	0.35	0.35	0.35	0.35	0.35	2000@0.316	37700@0.350	---	2022	7,000	3	2,450.00	19,129.11	0.136	0.378	50203030	
51,754,364	0.300	---	---	---	23/12/2003	24/01/2007	5197	SELECTED TEXT. IND. ASSOC (CR)	0.155	---	0.155	17/08/2023	0.155	0.155	0.155	0.155	0.155	134@0.155	3000@0.169	---	---	100	4	15.50	8,021.93	0.11	0.202	55101020	
371,337,000	0.300	---	---	---	30/05/2013	01/07/2022	---	INTRALOT (CR)	0.63	---	0.63	17/08/2023	0.63	0.63	0.63	0.63	0.63	500@0.625	5245@0.630	---	---	69,122	48	43,546.86	233,942.31	0.565	0.765	40501020	
15,842,391	1.51	---	---	---	15/07/2009	12/05/2000	5141	BITROS HOLDING SA (CR)	0.615	---	0.615	17/08/2023	---	---	---	---	---	---	1000@0.610	---	---	---	---	---	---	9,743.07	0.376	0.82	55102010
24,319,250	0.300	---	---	---	09/07/2002	04/07/2007	5165	PROODEFTIKH SA (CR)	0.492	1.24	0.486	17/08/2023	0.486	0.486	0.5	0.5	0.493	80@0.488	738@0.500	---	---	2,800	9	1,379.00	11,965.07	0.4	0.6	50101010	
28,438,268	0.070	---	---	---	21/08/2006	24/11/1999	5253	SPIROYR AGRICULTURE SA (CR)	0.22	---	0.22	17/08/2023	---	---	---	---	---	700@0.198	840@0.230	---	---	---	---	---	---	6,256.42	0.144	0.24	45102010
1,011,000	1.00	---	---	---	01/07/2004	11/12/2012	5193	TRIA ALFA SA (CR)	13.6	-4.90	14.3	17/08/2023	12.9	12.9	13.6	13.6	13.459	2@12.90	67@13.60	(-6)	2022	248	8	3,337.80	13,749.60	7.6	16.9	55101020	

## Suspension Status

66,948,210	0.300	---	---	---	22/09/2015	22/09/2015	5179	FOLLI FOLLIE (CR)	4.8	---	4.8	24/05/2018	---	---	---	---	---	---	---	---	---	---	---	---	---	321,351.41	4.8	4.8	40401030	
12,417,000	0.310	---	---	---	27/08/2019	28/08/2017	5233	MLS MULTIMEDIA SA (CR)	0.57	---	0.57	12/05/2020	---	---	---	---	---	---	---	---	---	---	---	---	---	---	7,077.69	0.57	0.57	10101015
6,330,002	0.300	---	---	---	25/06/2002	15/03/2019	5278	VARVARESSOS (CR)	0.24	---	0.24	02/05/2023	---	---	---	---	---	---	---	---	---	---	---	---	---	---	1,519.20	0.16	0.25	55101020
3,961,300	1.28	---	---	---	29/06/2004	03/08/2000	5248	DUROS SA (CR)	0.25	---	0.25	24/04/2023	---	---	---	---	---	---	---	---	---	---	---	---	---	---	990.33	0.2	0.3	40204020
7,085,888	1.59	---	---	---	02/07/1996	06/09/2010	5216	ELVIEMEK (CR)	2.6	---	2.6	30/09/2019	---	---	---	---	---	---	---	---	---	---	---	---	---	---	18,423.31	2.6	2.6	35101010
7,125,216	0.650	---	---	---	01/07/2005	14/12/1999	4955	KRE.KA SA (CR)	0.28	---	0.28	06/04/2023	---	---	---	---	---	---	---	---	---	---	---	---	---	---	1,995.06	0.17	0.43	45102010
7,734,375	1.00	---	---	---	09/07/2007	07/01/2011	5277	LIVANIS SA (CR)	0.125	---	0.125	28/04/2023	---	---	---	---	---	---	---	---	---	---	---	---	---	---	966.80	0.12	0.18	40301030

## Shares' Notes

Code	Note text
( )	- Adjusted dividends.
*	- Last adjusted closing price.
[1]	- Net dividends.
[2]	- The "Date of Last Coupon" for New listings refers to the date company's stocks started to trade in Athex
[3]	- The Company Market Value is referred to the number of outstanding shares
[4]	- Sectors codification can be found in Appendix A
[5]	- The Market Value refers to the total number of shares listed (including their several classes) in the exchange by the company.
[6]	- P/E greater than 100
[7]	- Last view of the Order Book before the end of the trading session
[8]	- All Blocks Methods' Transactions Value are included.
4750	- Transfer to the Under Surveillance Category from 8/4/2011.
4955	- Transfer to the Surveillance Category as from 5/4/2013.
4957	- Transfer to the Surveillance Category as from 5/4/2013.
4958	- Transfer to the Surveillance Category as from 5/4/2013.
4959	- Transfer to the Surveillance Category as from 5/4/2013.
5093	- Transfer to the Surveillance Category as of 8/4/2015.
5141	- Transfer to the Surveillance Category as of 10/05/2017.
5160	- Transfer to the Surveillance Category as of 15/04/2016.
5165	- Transfer to the Surveillance Category as of 15/02/2018.
5179	- Suspension of trading as of 25/05/2018.
5193	- Transfer to the Surveillance Category as of 25/10/2018.
5197	- Transfer to the Surveillance Category as of 07/11/2018.
5216	- Suspension of trading as of 01/10/2019.
5232	- Transfer to the Under Surveillance Category from 08/04/2011.
5233	- Suspension of trading as of 13/05/2020.
5248	- Transfer to the Surveillance Category as of 06/09/20116.
5253	- Transfer to the Surveillance Category as of 14/5/2021.
5275	- Transfer to the Surveillance Category as of 09/07/2020.
5277	- Suspension of trading as of 02/05/2023.
5278	- Suspension of trading as of 03/05/2023.

## Securities Blocks Details

Securities	Block Volume	Price	Block Trade Value	Time of approval	Note
TERNA ENERGY (CR)	40,000	16.00	640,000.00	10:50:15	20
NATIONAL BANK (CR)	200,000	6.20	1,240,000.00	14:21:23	20
JUMBO SA (CR)	10,000	27.20	272,000.00	15:00:54	20
OPAP (CR)	27,000	15.11	407,970.00	16:11:04	20
NATIONAL BANK (CR)	147,597	6.20	915,691.79	16:32:11	20
NATIONAL BANK (CR)	100,000	6.20	620,000.00	17:16:35	20

## Blocks Notes

9 - Method 6-1 / Special Fees

10 - Method 6-1 / Special Fees, SDS

14 - Method 6-3 / Settlement, Incomplete Buy and Sell

18 - Method 6-2 / SPOT 1

19 - Method 6-2 / SPOT 2

20 - Method 6-1 and Method 6-1 Same Day Settlement

21 - Other Pre-agreed

**Shares Rights Details**

Occurred date	Exercise from	Exercise until	Trading until	Rights	Price min	Price max	Closing price	Last Bid	Last Ask	Volume	Trades	Transactions Value
---------------	---------------	----------------	---------------	--------	-----------	-----------	---------------	----------	----------	--------	--------	--------------------

No Rights Transactions.

---

**Forced Sales Details**

---

Securities	Category of Security	Transactions Volume	Number of Trades	Transactions Value	Note
------------	----------------------	------------------------	---------------------	-----------------------	------

---

No Forced Transactions.

---

---

**Forced Sales Notes**

---

- 1 - Compulsory Public Forced Sales
- 2 - Forced Sales of Fixed Registered Shares
- 3 - Forced Sales of Remaining Fractional Shares



## Exchange Traded Funds (ETFs) Characteristics

	Transactions Date (T)	Creation / Redemption	Units (T-1)	New Units (T-1)	Redemption Units (T-1)	Units (T) [1]	Fund Assets [2]	Net Unit Price	Dividend per Unit	Dividend Date
ALPHA ETF FTSE Athex Large Cap	18/08/2023	5,000	924,675	---	---	924,675	28,781,950.00	31.1266	0.62	03/07/2023

## ETFs Notes

[1] - Units (T) = Units (T-1) + New Units (T-1) - Redemption Units (T-1)

[2] - The Creation / Redemption Units of T-1 are included.

## Non Convertible Corporate Bonds - Regulated Market

Num Listed Bonds	Nominal price	Issue price	Today's Rate	Exp. Date	Duration (years)	Note	Coupon		Trading Unit	Corporate Bonds	Accrued Int.	Yield.T.Mat	Price min	Price max	Closing price	Previous closing price/date	Volume	Transactions Value	Last order		Date	ear min	Year max	
							Common	Preferred											Price	Buy / Sell				
100,000	1,000.00	1,000.00	2.95	11/02/2027	5	---	4	---	1	SAFE BULKERS PARTICIPATIONS PLC (Non Convertible)	0.9014	4.8280	93.5000	94.0000	93.6667	93.3700	17/08/2023	3,000	2,812.70	93.3501	B	18/08/2023	89.9269	97.9500
320,000	1,000.00	1,000.00	3.40	21/07/2027	7	---	7	---	1	LAMDA DEVELOPMENT S.A. (Non Convertible)	3.0222	4.7300	93.8000	93.8900	93.8630	93.7000	17/08/2023	10,000	9,416.52	93.2001	B	18/08/2023	91.4001	95.5000
200,000	1,000.00	1,000.00	2.10	27/10/2027	7	---	6	---	1	O.P.A.P. S.A. (Non Convertible)	6.8250	3.7850	93.0000	93.0000	93.0000	93.2300	17/08/2023	1,000	936.83	91.8002	B	18/08/2023	91.3710	95.4000
200,000	1,000.00	1,000.00	1.90	23/03/2028	7	---	5	---	1	MOTOR OIL CORINTH REFINERIES SA (Non Convertible)	8.0222	3.7940	91.7996	91.7996	91.7996	91.3200	17/08/2023	13,000	12,038.24	91.2000	B	18/08/2023	87.5500	92.6000
100,000	1,000.00	1,000.00	2.70	25/05/2026	5	---	5	---	1	COSTAMARE PARTICIPATIONS PLC (Non Convertible)	6.6750	4.3210	95.2800	95.2800	95.2800	95.7500	17/08/2023	1,000	959.48	94.0000	B	18/08/2023	92.1400	97.0000
300,000	1,000.00	1,000.00	2.30	20/07/2028	7	---	5	---	1	PRODEA REIC S.A.(Non Convertible)	2.1083	5.3790	86.5003	87.2500	86.8500	87.0000	17/08/2023	12,000	10,458.30	86.8500	B	18/08/2023	82.0100	89.1000
150,000	1,000.00	1,000.00	2.65	22/10/2026	5	---	4	---	1	CPLP SHIPPING HOLDINGS PLC (Non Convertible)	8.8333	4.6870	93.5000	93.8000	93.6500	93.5240	17/08/2023	2,000	1,890.67	93.2000	B	18/08/2023	92.5500	96.0000
250,000	1,000.00	1,000.00	2.45	16/11/2028	7	---	4	---	1	ELVALHALCOR S.A. (Non Convertible)	6.6694	4.5870	89.4001	90.3800	90.0000	89.7540	17/08/2023	57,000	51,611.56	89.4001	B	18/08/2023	85.6375	92.0000
500,000	1,000.00	1,000.00	2.75	03/07/2027	7	---	7	---	1	GEK TERNA S.A. (Non Convertible)	3.8194	4.4930	92.8500	92.9500	92.8700	92.5230	17/08/2023	50,000	46,625.97	92.0003	B	18/08/2023	86.8000	94.4535
300,000	1,000.00	1,000.00	2.30	14/12/2028	7	---	4	---	1	GEK TERNA S.A. (Non Convertible)	4.4083	4.9810	87.7571	87.7571	87.7571	87.7570	17/08/2023	1,000	881.98	87.2100	B	18/08/2023	82.1339	90.3500
175,000	1,000.00	1,000.00	3.40	26/07/2024	5	---	9	---	1	ATTICA HOLDINGS S.A. (Non Convertible)	2.5500	3.9370	98.5000	99.0000	99.0000	98.9670	17/08/2023	30,000	29,729.90	98.5000	B	18/08/2023	96.6179	99.4500
230,000	1,000.00	1,000.00	4.70	12/07/2029	7	---	3	---	1	LAMDA DEVELOPMENT S.A. (Non convertible)	5.3528	4.4270	100.0000	100.2800	100.1931	100.0500	17/08/2023	35,000	35,254.95	99.8100	B	18/08/2023	94.9889	101.0000
100,000	1,000.00	1,000.00	4.40	26/07/2029	7	---	3	---	1	CPLP SHIPPING HOLDINGS PLC (Non Convertible)	3.3000	4.4710	98.6545	98.6545	98.6545	98.6550	17/08/2023	1,000	989.85	98.0000	B	18/08/2023	97.2369	100.8000
200,000	1,000.00	1,000.00	3.60	12/03/2026	7	---	9	---	1	AEGEAN AIRLINES S.A. (Non Convertible)	16.2000	3.7850	98.1100	98.1100	98.1100	98.1100	17/08/2023	2,000	1,994.60	98.1100	B	18/08/2023	95.6301	98.9000
150,000	1,000.00	1,000.00	2.60	22/10/2026	7	---	8	---	1	TERNA ENERGY FINANCE S.A. (Non Convertible)	8.6667	4.0550	94.6600	94.6900	94.6840	94.6270	14/08/2023	10,000	9,555.07	93.5400	B	18/08/2023	92.5000	95.7400
100,000	1,000.00	1,000.00	2.80	25/01/2027	5	---	4	---	1	PREMIA S.A. (Non Convertible)	2.1778	4.5590	---	---	---	94.0980	17/08/2023	---	---	92.5500	B	18/08/2023	87.6862	95.9899
500,000	1,000.00	1,000.00	4.00	10/07/2030	7	---	1	---	1	MYTILINEOS S.A. (Non Convertible)	4.7778	3.9920	99.9300	99.9900	99.9500	99.9750	17/08/2023	107,000	107,473.58	99.9500	B	18/08/2023	99.8000	100.0700
120,000	1,000.00	1,000.00	3.95	04/04/2025	7	---	11	---	1	GEK TERNA S.A. (Non Convertible)	15.3611	3.5050	99.5100	99.5200	99.5165	99.7000	17/08/2023	20,000	20,210.52	99.6050	B	18/08/2023	97.5523	100.5000

## Corporate Bonds Notes

Transactions Volume = (Pieces) \* (Nominal Price). Transactions Value = (Pieces) \* (Nominal Price) \* (price %) + (Accrued interest).

The price of a Bond is stated as a percentage (%) of Bond's Nominal Price.

Nominal Price in Euros (€), except if it is noted differently.

## Non Convertible Corporate Bonds - Regulated Market

Num Listed Bonds	Nominal price	Issue price	Today's Rate	Exp. Date	Duration (years)	Note	Coupon		Trading Unit	Corporate Bonds	Accrued Int.	Yield.T.Mat	Price min	Price max	Closing price	Previous closing price/date	Volume	Transactions Value	Last order			ear min	Year max	
							Common	Preferred											Price	Buy / Sell	Date			
120,000	1,000.00	1,000.00	2.65	06/12/2028	7	---	4	---	1	NOVAL PROPERTY REIC (Non Convertible)	5.6681	4.6790	90.2200	90.5500	90.3593	90.4080	17/08/2023	29,000	26,368.57	89.8512	B	18/08/2023	84.3700	91.9500

## Corporate Bonds Notes

Transactions Volume = (Pieces) \* (Nominal Price). Transactions Value = (Pieces) \* (Nominal Price) \* (price %) + (Accrued interest).

The price of a Bond is stated as a percentage (%) of Bond's Nominal Price.

Nominal Price in Euros (€), except if it is noted differently.

## Government Bonds

Number Listed Bonds	Nominal price	Today's Rate	Accrued Interest Calc	Exp. Date [1]	Duration (years)	Note	Coupons Date	Curr. coupon value	Trading Unit	Government Bonds	Price min	Price max	Closing price	Previous closing price/date	Volume	Transactions Value	Price	Last order Buy / Sell	Date
4,500,000	1,000.00	1.88	Actual/Actual	04/02/2035	15	---	04/02	1.88	1	GGB-FXD-040235-15Y-1.875-1.000	---	---	---	---	---	---	---	---	---
1,805,793	1,000.00	3.45	Actual/Actual	02/04/2024	5	---	02/04	3.45	1	GGB-FXD-020424-05Y-3.450-1.000	---	---	---	---	---	---	---	---	---
6,000,000	1,000.00	0.75	Actual/Actual	18/06/2031	10	---	18/06	0.75	1	GGB-FXD-180631-10Y-0.750-1.000	---	---	---	---	---	---	---	---	---
2,750,000	1,000.00	3.88	Actual/Actual	15/06/2028	5	---	15/06	3.88	1	GGB-FXD-150628-05Y-3.875-1.000	---	---	---	---	---	---	---	---	---
5,962,747,327	1.00	3.75	Actual/Actual	30/01/2028	10	---	/02 - 01/02 - 31/	3.75	1	GGB-FXD-300128-10Y-3.750-1.00	---	---	---	85.4610 13/07/2018	---	---	1.0000	B	28/11/2018
7,067,309,386	1.00	3.90	Actual/Actual	30/01/2033	15	---	/02 - 01/02 - 31/	3.90	1	GGB-FXD-300133-15Y-3.900-1.00	---	---	---	78.6730 13/07/2018	---	---	1.0000	B	28/11/2018
5,622,848,349	1.00	4.00	Actual/Actual	30/01/2037	19	---	/02 - 01/02 - 31/	4.00	1	GGB-FXD-300137-19Y-4.000-1.00	---	---	---	77.0370 13/07/2018	---	---	1.0000	B	28/11/2018
5,476,770,669	1.00	4.20	Actual/Actual	30/01/2042	24	---	/02 - 01/02 - 31/	4.20	1	GGB-FXD-300142-24Y-4.200-1.00	---	---	---	77.7640 13/07/2018	---	---	1.0000	B	28/11/2018
48,794,718	1.00	4.30	Actual/Actual	24/02/2024	12	---	24/02	4.30	1	GGB-FXD-240224-12Y-2.000-1.00	---	---	---	10.0000 22/06/2015	---	---	---	---	---
40,248,141	1.00	4.30	Actual/Actual	24/02/2025	13	---	24/02	4.30	1	GGB-FXD-240225-13Y-2.000-1.00	---	---	---	10.0000 22/06/2015	---	---	---	---	---
59,586,043	1.00	4.30	Actual/Actual	24/02/2026	14	---	24/02	4.30	1	GGB-FXD-240226-14Y-2.000-1.00	---	---	---	10.0000 22/06/2015	---	---	---	---	---
41,118,344	1.00	4.30	Actual/Actual	24/02/2027	15	---	24/02	4.30	1	GGB-FXD-240227-15Y-2.000-1.00	---	---	---	10.0000 22/06/2015	---	---	---	---	---
45,137,734	1.00	4.30	Actual/Actual	24/02/2028	16	---	24/02	4.30	1	GGB-FXD-240228-16Y-2.000-1.00	---	---	---	10.0000 22/06/2015	---	---	---	---	---
61,768,888	1.00	4.30	Actual/Actual	24/02/2029	17	---	24/02	4.30	1	GGB-FXD-240229-17Y-2.000-1.00	---	---	---	10.0000 22/06/2015	---	---	---	---	---
54,567,744	1.00	4.30	Actual/Actual	24/02/2030	18	---	24/02	4.30	1	GGB-FXD-240230-18Y-2.000-1.00	---	---	---	10.0000 22/06/2015	---	---	---	---	---
37,541,515	1.00	4.30	Actual/Actual	24/02/2031	19	---	24/02	4.30	1	GGB-FXD-240231-19Y-2.000-1.00	---	---	---	10.0000 22/06/2015	---	---	---	---	---
37,558,317	1.00	4.30	Actual/Actual	24/02/2032	20	---	24/02	4.30	1	GGB-FXD-240232-20Y-2.000-1.00	---	---	---	10.0000 22/06/2015	---	---	---	---	---
37,473,732	1.00	4.30	Actual/Actual	24/02/2033	21	---	24/02	4.30	1	GGB-FXD-240233-21Y-2.000-1.00	---	---	---	10.0000 22/06/2015	---	---	---	---	---
33,888,293	1.00	4.30	Actual/Actual	24/02/2034	22	---	24/02	4.30	1	GGB-FXD-240234-22Y-2.000-1.00	---	---	---	10.0000 22/06/2015	---	---	---	---	---
35,177,800	1.00	4.30	Actual/Actual	24/02/2035	23	---	24/02	4.30	1	GGB-FXD-240235-23Y-2.000-1.00	---	---	---	10.0000 22/06/2015	---	---	---	---	---
35,547,268	1.00	4.30	Actual/Actual	24/02/2036	24	---	24/02	4.30	1	GGB-FXD-240236-24Y-2.000-1.00	---	---	---	10.0000 22/06/2015	---	---	---	---	---
40,246,306	1.00	4.30	Actual/Actual	24/02/2037	25	---	24/02	4.30	1	GGB-FXD-240237-25Y-2.000-1.00	---	---	---	10.0000 22/06/2015	---	---	---	---	---
37,643,952	1.00	4.30	Actual/Actual	24/02/2038	26	---	24/02	4.30	1	GGB-FXD-240238-26Y-2.000-1.00	---	---	---	10.0000 22/06/2015	---	---	---	---	---
36,977,100	1.00	4.30	Actual/Actual	24/02/2039	27	---	24/02	4.30	1	GGB-FXD-240239-27Y-2.000-1.00	---	---	---	10.0000 22/06/2015	---	---	---	---	---
41,615,000	1.00	4.30	Actual/Actual	24/02/2040	28	---	24/02	4.30	1	GGB-FXD-240240-28Y-2.000-1.00	---	---	---	10.0000 22/06/2015	---	---	---	---	---
42,227,208	1.00	4.30	Actual/Actual	24/02/2041	29	---	24/02	4.30	1	GGB-FXD-240241-29Y-2.000-1.00	---	---	---	10.0000 22/06/2015	---	---	---	---	---
68,288,487	1.00	4.30	Actual/Actual	24/02/2042	30	---	24/02	4.30	1	GGB-FXD-240242-30Y-2.000-1.00	---	---	---	10.0000 22/06/2015	---	---	---	---	---
4,000,000	1,000.00	3.88	Actual/Actual	12/03/2029	10	---	12/03	3.88	1	GGB-FXD-120329-10Y-3.875-1.000	---	---	---	---	---	---	100.0000	B	15/10/2019
4,500,000	1,000.00	0.00	Actual/Actual	12/02/2026	5	---	12/02	0.00	1	GGB-FXD-120226-05Y-0.000-1.000	---	---	---	---	---	---	---	---	---
2,209,163	1,000.00	3.38	Actual/Actual	15/02/2025	7	---	15/02	3.38	1	GGB-FXD-150225-07Y-3.375-1.000	---	---	---	---	---	---	---	---	---
964,000	1,000.00	3.25	Actual/Actual	20/03/2025	6	---	20/03	3.25	1	GGB-FXD-200325-06Y-3.250-1.000	---	---	---	---	---	---	---	---	---
2,100,000	1,000.00	3.55	Actual/Actual	20/03/2026	7	---	20/03	3.55	1	GGB-FXD-200326-07Y-3.550-1.000	---	---	---	---	---	---	---	---	---
40,000	1,000.00	2.18	FLR Actual/360	16/09/2023	1	---	16/03 - 16/09	---	1	GGB-FLT-160923-01Y-2.178-1.000	---	---	---	---	---	---	---	---	---
5,500,000	1,000.00	1.50	Actual/Actual	18/06/2030	10	---	18/06	1.50	1	GGB-FXD-180630-10Y-1.500-1.000	---	---	---	---	---	---	---	---	---

## Government Bonds Notes

Transactions Volume = (Pieces) \* (Nominal Price). Transactions Value = (Pieces) \* (Nominal Price) \* (price %) + (Accrued interest).

The Value of current coupon for the issues with NV 0.01 euro refers to NV 100 euros

FLR: Floating Interest Rate.

[1] - The Expiration Date of the interest bearing period and the Date for coupon payment.

## Government Bonds

Number Listed Bonds	Nominal price	Today's Rate	Accrued Interest Calc	Exp. Date [1]	Duration (years)	Note	Coupons Date	Curr. coupon value	Trading Unit	Government Bonds	Price min	Price max	Closing price	Previous closing price/date	Volume	Transactions Value	Price	Last order Buy / Sell	Date
3,500,000	1,000.00	4.38	Actual/Actual	18/07/2038	15	---	18/07	4.38	1	GGB-FXD-180738-15Y-4.375-1.000	---	---	---	---	---	---	---	---	---
5,364,250	1,000.00	3.25	Actual/Actual	20/03/2050	30	---	20/03	3.25	1	GGB-FXD-200350-30Y-3.250-1.000	---	---	---	---	---	---	---	---	---
3,924,361	1,000.00	2.00	Actual/Actual	22/04/2027	7	---	22/04	2.00	1	GGB-FXD-220427-07Y-2.000-1.000	---	---	---	---	---	---	99.9000	B	22/04/2020
2,500,000	1,000.00	1.88	Actual/Actual	23/07/2026	7	---	23/07	1.88	1	GGB-FXD-230726-07Y-1.875-1.000	---	---	---	---	---	---	---	---	---
4,050,000	1,000.00	4.25	Actual/Actual	15/06/2033	10	---	15/06	4.25	1	GGB-FXD-150633-10Y-4.250-1.000	---	---	---	---	---	---	---	---	---
3,500,000	1,000.00	1.88	Actual/Actual	24/01/2052	30	---	24/01	1.88	1	GGB-FXD-240152-30Y-1.875-1.000	---	---	---	---	---	---	---	---	---
3,700,000	1,000.00	1.75	Actual/Actual	18/06/2032	10	---	18/06	1.75	1	GGB-FXD-180632-10Y-1.750-1.000	---	---	---	---	---	---	---	---	---
2,200,000	1,000.00	1.13	FLR Actual/360	15/12/2027	5	---	- 15/12 - 15/03 -	---	1	GGB-FLT-151227-05Y-1.130-1.000	---	---	---	---	---	---	102.1600	B	30/12/2022

## Government Bonds Notes

Transactions Volume = (Pieces) \* (Nominal Price). Transactions Value = (Pieces) \* (Nominal Price) \* (price %) + (Accrued interest).

The Value of current coupon for the issues with NV 0.01 euro refers to NV 100 euros

FLR: Floating Interest Rate.

[1] - The Expiration Date of the interest bearing period and the Date for coupon payment.

## Treasury Bills &amp; Zero Coupon Government Bonds

Issue Date	13-Week Maturity									26-Week Maturity									52-Week Maturity								
	Exp. Date	Initial Rate	Num Listed Bonds	Nominal price	Issue price	Last Trade Price	Last Trade Date	Volume Traded	Note	Exp. Date	Initial Rate	Num Listed Bonds	Nominal price	Issue price	Last Trade Price	Last Trade Date	Volume Traded	Note	Exp. Date	Initial Rate	Num Listed Bonds	Nominal price	Issue price	Last Trade Price	Last Trade Date	Volume Traded	Note
09/09/2022	---	---	---	---	---	---	---	---	---	---	---	---	---	---	---	---	---	---	08/09/2023	1.97	1,000,000	1,000.00	980.47	---	---	---	---
09/12/2022	---	---	---	---	---	---	---	---	---	---	---	---	---	---	---	---	---	---	08/12/2023	2.73	600,000	1,000.00	973.10	---	---	---	---
10/03/2023	---	---	---	---	---	---	---	---	---	---	---	---	---	---	---	---	---	---	08/03/2024	3.75	1,000,000	1,000.00	963.46	---	---	---	---
09/06/2023	---	---	---	---	---	---	---	---	---	---	---	---	---	---	---	---	---	---	07/06/2024	3.84	1,600,000	1,000.00	962.60	---	---	---	---

Bonds in Circulation	Currency / Min nominal traded Value	Coupons Payment Date	Current Coupon Value	Note	Coupon	Trading Unit	Issue Date	Duration (years)	Today's Interest	A.I.C in days	Bonds	Last price of previous days		Last Outcry in Cash (euro)		Trades in Pieces	Life min	Life Max	
												Price	Buy / Sell	Price	Buy / Sell				
<b>Corporate Bonds in Foreign Currency and Euro</b>																			
103,746	GBP / 10	01/12	0.25	---	64	1	01/12/1930	98	2.5	360	National Mortgage Bank	2.27	05/02/1996	2.27	S	05/02/1996	---	2.27	2.27
0	GBP / 10	01/12	0.25	---	66	1	01/12/1928	100	2.5	360	National Mortgage Bank	---	---	---	---	---	---	---	---

## Government Bonds Notes

A.I.C: Accrued Interest Calculation base.

FLR: Floating Interest Rate.

The minimum tradeable Nominal Value for all Demeterialised Government Titles is 100 Euros.

(μφρ-0)

## Athex &amp; ATHEXClear Members List

Member Name	Stock Market			Derivatives Market		ATHEXClear Member				
	Address	Phone	Fax	Market Member	Remote Member	Market Maker	Proprietary	Market Maker	General Clearing	Direct Clearing
A. SARRIS SECURITIES S.A.				a						
6, ΔΡΑΓΑΤΣΑΝΙΟΥ 6 ΑΘΗΝΑ	2103367700									
AEONIC SECURITIES C.I.F. P.L.C.				a						
, ΛΑΪΟΥ 6, ΓΡ. 301B, ANNA COURT	35725337600									
ALPHA BANK S.A.									a	
, ΣΤΑΔΙΟΥ 40 ΑΘΗΝΑ	2103260000									
ALPHA FINANCE INVESTMENT SERVICES SINGLE MEMBER SA				a		a	a	a		a
5, ΠΑΝΕΠΙΣΤΗΜΙΟΥ 45 ΑΘΗΝΑ	2103677400									
ARGUS STOCKBROKERS LTD				a	a		a			
25, 25 ΛΕΩΦΟΡΟΣ ΔΗΜΟΣΘΕΝΗ ΣΕΒΕΡΗ	0035722717000									
ATLANTIC SECURITIES LTD				a	a					
37, ΠΡΟΔΡΟΜΟΥ 37	0035722445400									
AXON SECURITIES S.A.				a			a			
48, ΣΤΑΔΙΟΥ 48 ΑΘΗΝΑ	2103363800									
BETA SECURITIES S.A.				a		a	a			a
29, Λ. ΑΛΕΞΑΝΔΡΑΣ 29 ΑΘΗΝΑ	2106478930									
BNP PARIBAS S.A.									a	
, ΛΑΜΨΑΚΟΥ 2 ΑΘΗΝΑ	2107468525									
BOFA SECURITIES EUROPE SA				a	a					
, 112 AVENUE KL'BER 75116	+33 153655555									
CAPITAL SECURITIES S.A.				a			a			
58, ΜΗΤΡΟΠΟΛΕΩΣ 58 ΑΘΗΝΑ	2103369700									
CITIGROUP GLOBAL MARKETS EUROPE AG				a	a					
16, REUTERWEG 16	+49 691366-0									
CITIGROUP GLOBAL MARKETS LIMITED				a						
1, 33 CANADA SQUARE -CANARY WHARF	+44 02079864000									
CREDIT SUISSE BANK (EUROPE), S.A.				a	a					
, CALLE AYALA 42, 3A PLANTA-B MADRID	+34917916000									
CREDIT SUISSE SECURITIES (EUROPE) LIMITED				a						
1, ONE CABOT SQUARE LONDON	+44 2078888888									
CYCLOS SECURITIES S.A.				a			a			
39, ΧΑΡΙΛΑΟΥ ΤΡΙΚΟΥΠΗ 6-8-10 ΑΘΗΝΑ	2103364300									
DEUTSCHE BANK S.A.					a					
1, GREAT WINCHESTER STREET LONDON	+44 20 754 54209	00441133361437								
EUROBANK EQUITIES INVESTMENT FIRM SINGLE MEMBER SA				a		a	a	a		a
, ΦΙΛΕΛΛΗΝΩΝ 10 & ΞΕΝΟΦΩΝΤΟΣ 13 ΑΘΗΝΑ	2103720425									
EUROBANK S.A.									a	
, ΟΘΩΝΟΣ 8 ΑΘΗΝΑ	2144043907									
EUROCORP INVESTMENT SERVICES S.A.				a			a			a
14, ΠΛ.ΦΙΛΙΚΗΣ ΕΤΑΙΡΕΙΑΣ 14 ΑΘΗΝΑ	2107263600									
EUOTRUST INVESTMENT FIRM SA				a						
113, ΣΕΒΑΣΤΟΥΠΟΛΕΩΣ 113 ΑΘΗΝΑ	2103363100									
EUROXX SECURITIES S.A.				a		a	a	a		a
7, ΠΑΛΑΙΟΛΟΓΟΥ ΧΑΛΑΝΔΡΙ	(210)-6879400	(210)-6879401								
7, ΠΑΛΕΟΛΟΓΟΥ ΧΑΛΑΝΔΡΙ	+30 2106879400	210-6879401								
FREEDOM FINANCE EUROPE LTD				a	a					
, ΧΡΙΣΤΑΚΗ ΚΡΑΝΟΥ 20	035725257786									
G. A. PERVANAS SECURITIES- INVESTMENT SERVICES S.A.				a						
7-9, ΣΟΦΟΚΛΕΟΥΣ 7-9 ΑΘΗΝΑ	2103727200									
GLOBAL CAPITAL SECURITIES & FINANCIAL SERVICES LTD				a	a					
50, ΛΑΡΧΙΕΠΙΣΚΟΠΟΥ ΜΑΚΑΡΙΟΥ Γ50	0035722710710									
GREENPOST TRADING EUROPE LTD				a	a	a				
, ΚΙΜΩΝΟΣ 3, ACROPOLIS MANSIONS, 2ND FLOOR, FLAT/OFFICE 202	035722521389									
HELLENIC AMERICAN SECURITIES S.A.				a		a	a			a
27, ΑΝΔΡΕΑ ΠΑΠΑΝΔΡΕΟΥ 27 ΜΑΡΟΥΣΙ	2103311100									
HELLENIC BANK (INVESTMENTS) LTD					a					
, ΑΥΕ.ΚΥΡΙΑΚΟΥ ΜΑΤΣΙ 31 - PO BOX 24747 NICOSIA	+357 22500100	357 22500110								
HSBC CONTINENTAL EUROPE									a	
109-111, Λ.ΜΕΣΟΓΕΙΩΝ 109-111	2106960000									
INDEX SECURITIES S.A.				a						
6, ΔΡΑΓΑΤΣΑΝΙΟΥ 6 ΑΘΗΝΑ	2103213920									
J. CHR. MAVRIKIS SECURITIES S.A.				a						
5, ΣΟΦΟΚΛΕΟΥΣ 5 ΑΘΗΝΑ	2103216730									



## Athex &amp; ATHEXClear Members List

Member Name				Stock Market			Derivatives Market		ATHEXClear Member	
	Address	Phone	Fax	Market Member	Remote Member	Market Maker	Proprietary	Market Maker	General Clearing	Direct Clearing
KAPPA SECURITIES S.A.				a			a			
15, ΒΑΛΑΩΡΙΤΟΥ 15 ΑΘΗΝΑ	2103678600									
KARAMANOF SECURITIES & INVESTMENT SERVICES S.A.				a						
2, ΠΛ.ΑΓ.ΘΕΟΔΩΡΩΝ 2 ΑΘΗΝΑ	2103212947									
LAIKI FINANCIAL SERVICES LTD					a					
26, AVE. VYRONOS NICOSIA	357 22367367	357 22718567								
LEON DEPOLAS SECURITIES S.A.				a		a	a			
1, ΧΡΗΣΤΟΥ ΛΑΔΑ 1 ΑΘΗΝΑ	2103213276 -28									
MEGA EQUITY SECURITIES & FINANCIAL SERVICES PUBLIC LTD				a	a		a			
42-44, ΛΕΩΦ.ΓΡΙΒΑ ΔΙΓΕΝΗ 42-44	0035722711711									
MERIT SECURITIES S.A				a		a	a			a
5, ΣΟΦΟΚΛΕΟΥΣ 5 ΑΘΗΝΑ	2103671880									
MERRILL LYNCH INTERNATIONAL				a						
2, 2 KING EDWARD STREET LONDON	+44 20276281000									
N. CHRYSOCHOIDIS SECURITIES S.A.				a			a			a
7-9, ΣΟΦΟΚΛΕΟΥΣ 7-9 ΑΘΗΝΑ	2103213913									
NATIONAL BANK OF GREECE S.A.				a		a	a		a	
86, ΑΙΟΛΟΥ STR. ΑΘΗΝΑ	(210)-3341000	(210)-3228187								
68, ΑΚΑΔΙΜΙΑΣ STR. ΑΘΗΝΑ	(210)-3328817	(210)-3328678								
NATIONAL SECURITIES SINGLE MEMBER SA				a		a	a	a		
66, ΛΕΩΦΟΡΟΣ ΑΘΗΝΩΝ 128-132 & ΙΦΙΓΕΝΙΑΣ ΑΘΗΝΑ	2103328784									
NUNTIUS BROKERAGE AND INVESTMENT SERVICES S.A				a						
6, ΔΡΑΓΑΤΣΑΝΙΟΥ 6 ΑΘΗΝΑ	2103350599									
ONE PLUS CAPITAL LIMITED				a	a					
, 75 PRODROMOU AVENUE NICOSIA 1307	35722873760									
OPTIMA BANK S.A.				a		a	a	a	a	
32, ΑΙΓΙΑΛΕΙΑΣ 32 & ΠΑΡΑΔΕΙΣΟΥ ΜΑΡΟΥΣΙ	2108173663									
PANCRETA BANK S.A									a	
, ΙΚΑΡΟΥ 5	2810 338800									
PANTELAKIS SECURITIES S.A.				a		a	a	a		
57, ΕΘΝΙΚΗΣ ΑΝΤΙΣΤΑΣΕΩΣ 57, ΚΤΙΡΙΟ Β CHALANDRI	2106965000								a	
PIRAEUS BANK S.A.				a			a			
, ΑΜΕΡΙΚΗΣ 4 ΑΘΗΝΑ	2103335000									
PIRAEUS SECURITIES S. A.				a		a	a	a		a
10, ΣΤΑΔΙΟΥ 10 ΑΘΗΝΑ	2103354100									
PROCHOICE SECURITIES LTD				a	a					
57, ΛΕΩΦ.ΣΠΥΡΟΥ ΚΥΠΡΙΑΝΟΥ 57, ΑΚΙΝΗΤΑ Φ	035724661192									
SHARELINK SECURITIES & FINANCIAL SERVICES LTD				a			a			
6, HOUSE-ΘΕΟΤΟΚΗ 6 ΜΕΓΑΡΟ ΕΛΜΗΝΑ	+357 22554200									
SOCIETE GENERALE S.A.				a	a		a			
, 17 COURS VALMY, CEDEX	+157290504									
SOLIDUS SECURITIES S.A				a			a			a
64, ΛΟΥΙΖΗΣ ΠΙΑΝΚΟΥΡ 64 ΑΘΗΝΑ	2106900600									
ST. EM. LAVRENTAKIS SECURITIES S.A.				a			a			
7-9, ΣΟΦΟΚΛΕΟΥΣ 7-9 ΑΘΗΝΑ	2103213336									
THE CYPRUS INVESTMENT & SECURITIES CORPORATION LTD				a	a					
154, ΑΓΙΟΥ ΠΡΟΚΟΠΙΟΥ & ΠΟΣΕΙΔΩΝΟΣ 1	0035722121700									
UBS EUROPE SE				a	a					
, OPERNTURM, BOCKENHEIMER LANDSTRASSE 2-4	496921790									
UBS LIMITED					a					
1, FINSBURY AVENUE LONDON	+44 2075687135									

List of Stocks under Market Making operations

Securities	Market Maker	Start Market Making	Stock Category	Suspension Status
<b>MLS MULTIMEDIA SA (CR)</b>				
	PIRAEUS SECURITIES S. A.	01/08/2019		
<b>ALPHA ETF FTSE Athex Large Cap</b>			Exchange Traded Funds (ETFs)	
	ALPHA FINANCE INVESTMENT SERVICES SINGLE MEMBER SA	02/01/1900		
	NATIONAL SECURITIES SINGLE MEMBER SA	02/01/1900		
<b>ADMIE (IPTO) HOLDING S.A. (CR)</b>			Main Market	
	EUROBANK EQUITIES INVESTMENT FIRM SINGLE MEMBER SA	24/05/2021		
	HELLENIC AMERICAN SECURITIES S.A.	09/03/2020		
	PIRAEUS SECURITIES S. A.	29/06/2017		
<b>AEGEAN AIRLINES (CR)</b>			Main Market	
	EUROBANK EQUITIES INVESTMENT FIRM SINGLE MEMBER SA	22/09/2020		
<b>ALPHA SERVICES HOLD (CR)</b>			Main Market	
	ALPHA FINANCE INVESTMENT SERVICES SINGLE MEMBER SA	29/02/2016		
	EUROBANK EQUITIES INVESTMENT FIRM SINGLE MEMBER SA	22/10/2006		
	GREENPOST TRADING EUROPE LTD	12/06/2023		
	HELLENIC AMERICAN SECURITIES S.A.	25/07/2014		
	LEON DEPOLAS SECURITIES S.A.	04/01/2016		
	MERIT SECURITIES S.A	03/09/2012		
	NATIONAL SECURITIES SINGLE MEMBER SA	02/01/1900		
	PIRAEUS SECURITIES S. A.	28/05/2009		
<b>ALPHA TRUST (CR)</b>			Main Market	
	EUROBANK EQUITIES INVESTMENT FIRM SINGLE MEMBER SA	06/02/2023		
	LEON DEPOLAS SECURITIES S.A.	04/01/2021		
<b>ALUMIL (CR)</b>			Main Market	
	PIRAEUS SECURITIES S. A.	31/07/2023		
<b>ANDROMEDA SA (CR)</b>			Main Market	
	BETA SECURITIES S.A.	15/02/2021		
	OPTIMA BANK S.A.	03/04/2023		
<b>ATTICA BANK S.A. (CR)</b>			Main Market	
	EUROXX SECURITIES S.A.	22/01/2016		
	PIRAEUS SECURITIES S. A.	20/09/2017		
<b>AUSTRIACARD (CB)</b>			Main Market	
	BETA SECURITIES S.A.	23/03/2023		
	EUROBANK EQUITIES INVESTMENT FIRM SINGLE MEMBER SA	15/05/2023		
<b>AUTOHELLAS SA (CR)</b>			Main Market	
	ALPHA FINANCE INVESTMENT SERVICES SINGLE MEMBER SA	01/07/2019		
	EUROXX SECURITIES S.A.	02/07/2018		
<b>AVAX S.A. (CR)</b>			Main Market	
	EUROBANK EQUITIES INVESTMENT FIRM SINGLE MEMBER SA	14/12/2015		
	PIRAEUS SECURITIES S. A.	01/02/2021		
<b>AVE (CR)</b>			Main Market	
	EUROXX SECURITIES S.A.	05/06/2020		
<b>BRIQ PROPERTIES (CR)</b>			Main Market	
	EUROBANK EQUITIES INVESTMENT FIRM SINGLE MEMBER SA	09/09/2019		
	LEON DEPOLAS SECURITIES S.A.	22/02/2021		
<b>CC HBC AG (CR)</b>			Main Market	
	BETA SECURITIES S.A.	08/03/2021		
	NATIONAL SECURITIES SINGLE MEMBER SA	02/01/1900		
	PIRAEUS SECURITIES S. A.	04/05/2015		
<b>CENERGY HOLDINGS (CB)</b>			Main Market	
	ALPHA FINANCE INVESTMENT SERVICES SINGLE MEMBER SA	02/01/2016		
	EUROBANK EQUITIES INVESTMENT FIRM SINGLE MEMBER SA	02/01/2016		
	OPTIMA BANK S.A.	14/03/2022		
	PANTELAKIS SECURITIES S.A.	27/12/2022		
<b>CNL CAPITAL (CR)</b>			Main Market	
	MERIT SECURITIES S.A	01/10/2018		
<b>DIMAND (CR)</b>			Main Market	
	ALPHA FINANCE INVESTMENT SERVICES SINGLE MEMBER SA	08/08/2022		
	EUROBANK EQUITIES INVESTMENT FIRM SINGLE MEMBER SA	08/08/2022		
	PANTELAKIS SECURITIES S.A.	15/05/2023		
<b>EKTER SA (CR)</b>			Main Market	
	BETA SECURITIES S.A.	26/09/2022		
	EUROBANK EQUITIES INVESTMENT FIRM SINGLE MEMBER SA	16/10/2017		
	LEON DEPOLAS SECURITIES S.A.	21/05/2018		
<b>ELASTRON (CR)</b>			Main Market	
	LEON DEPOLAS SECURITIES S.A.	20/02/2017		

## List of Stocks under Market Making operations

Securities	Stock Category
Market Maker	Start Market Making
<b>ELLAKTOR (CR)</b>	Main Market
ALPHA FINANCE INVESTMENT SERVICES SINGLE MEMBER SA	18/03/2019
EUROBANK EQUITIES INVESTMENT FIRM SINGLE MEMBER SA	01/06/2012
EUROXX SECURITIES S.A.	24/09/2018
NATIONAL SECURITIES SINGLE MEMBER SA	02/01/1900
PIRAEUS SECURITIES S. A.	22/10/2018
<b>ELTON SA (CR)</b>	Main Market
EUROBANK EQUITIES INVESTMENT FIRM SINGLE MEMBER SA	28/11/2022
OPTIMA BANK S.A.	30/01/2023
<b>ELVALHALCOR (CR)</b>	Main Market
ALPHA FINANCE INVESTMENT SERVICES SINGLE MEMBER SA	07/05/2018
BETA SECURITIES S.A.	09/01/2023
EUROBANK EQUITIES INVESTMENT FIRM SINGLE MEMBER SA	07/05/2018
<b>ENTERSOFT (CR)</b>	Main Market
ALPHA FINANCE INVESTMENT SERVICES SINGLE MEMBER SA	23/03/2023
EUROBANK EQUITIES INVESTMENT FIRM SINGLE MEMBER SA	22/06/2020
<b>EUROBANK HOLDINGS (CR)</b>	Main Market
ALPHA FINANCE INVESTMENT SERVICES SINGLE MEMBER SA	09/01/2006
EUROBANK EQUITIES INVESTMENT FIRM SINGLE MEMBER SA	01/06/2012
GREENPOST TRADING EUROPE LTD	12/06/2023
HELLENIC AMERICAN SECURITIES S.A.	25/07/2014
LEON DEPOLAS SECURITIES S.A.	30/11/2018
MERIT SECURITIES S.A	06/11/2017
NATIONAL SECURITIES SINGLE MEMBER SA	02/01/1900
PIRAEUS SECURITIES S. A.	28/09/2009
<b>EUROCONSULTANTS S.A. (CR)</b>	Main Market
OPTIMA BANK S.A.	01/02/2023
<b>EYDAP S.A. (CR)</b>	Main Market
ALPHA FINANCE INVESTMENT SERVICES SINGLE MEMBER SA	27/01/2020
EUROBANK EQUITIES INVESTMENT FIRM SINGLE MEMBER SA	10/06/2019
<b>FOURLIS (CR)</b>	Main Market
EUROBANK EQUITIES INVESTMENT FIRM SINGLE MEMBER SA	01/12/2016
PIRAEUS SECURITIES S. A.	06/03/2017
<b>GEK TERNA (CR)</b>	Main Market
BETA SECURITIES S.A.	08/03/2021
EUROBANK EQUITIES INVESTMENT FIRM SINGLE MEMBER SA	24/05/2021
PIRAEUS SECURITIES S. A.	29/08/2019
<b>GR. SARANTIS S.A. (CR)</b>	Main Market
BETA SECURITIES S.A.	14/05/2012
EUROBANK EQUITIES INVESTMENT FIRM SINGLE MEMBER SA	24/10/2016
<b>HELLENIC EXCHANGES-A.S.E. (CR)</b>	Main Market
HELLENIC AMERICAN SECURITIES S.A.	01/09/2014
NATIONAL SECURITIES SINGLE MEMBER SA	02/01/1900
PIRAEUS SECURITIES S. A.	04/05/2015
<b>HELLENIQ ENERGY (CR)</b>	Main Market
HELLENIC AMERICAN SECURITIES S.A.	14/09/2015
PIRAEUS SECURITIES S. A.	20/03/2017
<b>IDEAL HOLDINGS (CR)</b>	Main Market
EUROBANK EQUITIES INVESTMENT FIRM SINGLE MEMBER SA	07/06/2021
PIRAEUS SECURITIES S. A.	07/06/2021
<b>INTERCONTINENTAL (CR)</b>	Main Market
LEON DEPOLAS SECURITIES S.A.	03/06/2019
<b>INTERLIFE G.C.I.(CR)</b>	Main Market
BETA SECURITIES S.A.	24/10/2022
<b>INTERWOOD-XYLEMPORIA (CR)</b>	Main Market
EUROBANK EQUITIES INVESTMENT FIRM SINGLE MEMBER SA	05/07/2021
PANTELAKIS SECURITIES S.A.	01/07/2021
<b>INTRAKAT (CR)</b>	Main Market
BETA SECURITIES S.A.	04/10/2021
PANTELAKIS SECURITIES S.A.	10/10/2022
<b>JUMBO SA (CR)</b>	Main Market
BETA SECURITIES S.A.	01/02/2021
EUROBANK EQUITIES INVESTMENT FIRM SINGLE MEMBER SA	25/05/2020
GREENPOST TRADING EUROPE LTD	12/06/2023
MERIT SECURITIES S.A	06/11/2017
PIRAEUS SECURITIES S. A.	06/03/2017
<b>KLOUKINAS - LAPPAS SA (CR)</b>	Main Market
OPTIMA BANK S.A.	02/01/2023

## List of Stocks under Market Making operations

Securities	Stock Category
Market Maker	Start Market Making
<b>KRI-KRI S.A. (CR)</b>	<b>Main Market</b>
EUROBANK EQUITIES INVESTMENT FIRM SINGLE MEMBER SA	07/05/2018
LEON DEPOLAS SECURITIES S.A.	16/01/2017
<b>LAMDA DEVELOPMENT SA (CR)</b>	<b>Main Market</b>
EUROBANK EQUITIES INVESTMENT FIRM SINGLE MEMBER SA	08/12/2014
PANTELAKIS SECURITIES S.A.	06/11/2017
PIRAEUS SECURITIES S. A.	29/06/2017
<b>LAMPSA HOTEL SA (CR)</b>	<b>Main Market</b>
LEON DEPOLAS SECURITIES S.A.	16/01/2017
<b>MIG (CR)</b>	<b>Main Market</b>
PIRAEUS SECURITIES S. A.	02/02/2009
<b>MOTOR OIL (CR)</b>	<b>Main Market</b>
BETA SECURITIES S.A.	08/03/2021
EUROBANK EQUITIES INVESTMENT FIRM SINGLE MEMBER SA	22/10/2006
GREENPOST TRADING EUROPE LTD	12/06/2023
LEON DEPOLAS SECURITIES S.A.	01/04/2019
MERIT SECURITIES S.A	25/02/2019
NATIONAL SECURITIES SINGLE MEMBER SA	02/01/1900
PIRAEUS SECURITIES S. A.	04/05/2015
<b>MPLE KEDROS (CR)</b>	<b>Main Market</b>
MERIT SECURITIES S.A	30/09/2022
<b>MYTILINEOS (CR)</b>	<b>Main Market</b>
ALPHA FINANCE INVESTMENT SERVICES SINGLE MEMBER SA	15/04/2019
BETA SECURITIES S.A.	11/04/2022
EUROBANK EQUITIES INVESTMENT FIRM SINGLE MEMBER SA	20/09/2017
GREENPOST TRADING EUROPE LTD	12/06/2023
MERIT SECURITIES S.A	25/02/2019
NATIONAL SECURITIES SINGLE MEMBER SA	02/01/1900
PIRAEUS SECURITIES S. A.	04/05/2015
<b>NATIONAL BANK (CR)</b>	<b>Main Market</b>
ALPHA FINANCE INVESTMENT SERVICES SINGLE MEMBER SA	09/01/2006
EUROBANK EQUITIES INVESTMENT FIRM SINGLE MEMBER SA	22/10/2006
GREENPOST TRADING EUROPE LTD	12/06/2023
HELLENIC AMERICAN SECURITIES S.A.	25/07/2014
LEON DEPOLAS SECURITIES S.A.	20/05/2015
MERIT SECURITIES S.A	03/09/2012
NATIONAL SECURITIES SINGLE MEMBER SA	02/01/1900
PIRAEUS SECURITIES S. A.	08/09/2008
<b>OPAP (CR)</b>	<b>Main Market</b>
ALPHA FINANCE INVESTMENT SERVICES SINGLE MEMBER SA	09/01/2006
BETA SECURITIES S.A.	11/04/2022
EUROBANK EQUITIES INVESTMENT FIRM SINGLE MEMBER SA	22/10/2006
GREENPOST TRADING EUROPE LTD	12/06/2023
HELLENIC AMERICAN SECURITIES S.A.	25/07/2014
MERIT SECURITIES S.A	20/03/2017
NATIONAL SECURITIES SINGLE MEMBER SA	02/01/1900
PIRAEUS SECURITIES S. A.	04/05/2015
<b>OTE (CR)</b>	<b>Main Market</b>
ALPHA FINANCE INVESTMENT SERVICES SINGLE MEMBER SA	09/01/2006
BETA SECURITIES S.A.	11/04/2022
EUROBANK EQUITIES INVESTMENT FIRM SINGLE MEMBER SA	22/10/2006
GREENPOST TRADING EUROPE LTD	12/06/2023
HELLENIC AMERICAN SECURITIES S.A.	25/07/2014
LEON DEPOLAS SECURITIES S.A.	20/04/2015
MERIT SECURITIES S.A	20/03/2017
NATIONAL SECURITIES SINGLE MEMBER SA	02/01/1900
PIRAEUS SECURITIES S. A.	08/09/2008
<b>P.P.A. S.A. (CR)</b>	<b>Main Market</b>
EUROBANK EQUITIES INVESTMENT FIRM SINGLE MEMBER SA	06/02/2019
<b>PAPOUTSANIS (CR)</b>	<b>Main Market</b>
ALPHA FINANCE INVESTMENT SERVICES SINGLE MEMBER SA	19/11/2018
BETA SECURITIES S.A.	25/11/2013
<b>PETROPOULOS PETROS (CR)</b>	<b>Main Market</b>
EUROBANK EQUITIES INVESTMENT FIRM SINGLE MEMBER SA	01/04/2019
PANTELAKIS SECURITIES S.A.	16/03/2020

## List of Stocks under Market Making operations

Securities	Stock Category
Market Maker	Start Market Making
<b>PIRAEUS FINANCIAL HOLD (CR)</b>	<b>Main Market</b>
ALPHA FINANCE INVESTMENT SERVICES SINGLE MEMBER SA	15/04/2019
EUROBANK EQUITIES INVESTMENT FIRM SINGLE MEMBER SA	22/10/2006
EUROXX SECURITIES S.A.	15/02/2016
GREENPOST TRADING EUROPE LTD	12/06/2023
HELLENIC AMERICAN SECURITIES S.A.	25/07/2014
LEON DEPOLAS SECURITIES S.A.	30/11/2018
MERIT SECURITIES S.A	16/09/2013
NATIONAL SECURITIES SINGLE MEMBER SA	02/01/1900
PIRAEUS SECURITIES S. A.	16/02/2009
<b>PPC (CR)</b>	<b>Main Market</b>
ALPHA FINANCE INVESTMENT SERVICES SINGLE MEMBER SA	09/01/2006
BETA SECURITIES S.A.	01/02/2021
EUROBANK EQUITIES INVESTMENT FIRM SINGLE MEMBER SA	22/10/2006
GREENPOST TRADING EUROPE LTD	12/06/2023
HELLENIC AMERICAN SECURITIES S.A.	01/09/2014
MERIT SECURITIES S.A	06/11/2017
NATIONAL SECURITIES SINGLE MEMBER SA	02/01/1900
PIRAEUS SECURITIES S. A.	28/09/2009
<b>PREMA (CR)</b>	<b>Main Market</b>
BETA SECURITIES S.A.	01/06/2021
LEON DEPOLAS SECURITIES S.A.	05/12/2022
PANTELAKIS SECURITIES S.A.	23/12/2021
<b>PROFILE SA (CR)</b>	<b>Main Market</b>
OPTIMA BANK S.A.	03/04/2023
PANTELAKIS SECURITIES S.A.	01/07/2019
<b>QUALITY &amp; RELIABILITY SA (CR)</b>	<b>Main Market</b>
OPTIMA BANK S.A.	03/01/2023
<b>QUEST HOLDINGS (CR)</b>	<b>Main Market</b>
BETA SECURITIES S.A.	26/03/2018
EUROBANK EQUITIES INVESTMENT FIRM SINGLE MEMBER SA	28/01/2019
<b>REVOIL (CR)</b>	<b>Main Market</b>
BETA SECURITIES S.A.	26/06/2023
<b>SIDMA STEEL (CR)</b>	<b>Main Market</b>
OPTIMA BANK S.A.	25/05/2023
<b>SPACE HELLAS SA (CR)</b>	<b>Main Market</b>
MERIT SECURITIES S.A	09/12/2022
<b>TECHNICAL OLYMPIC SA (CR)</b>	<b>Main Market</b>
OPTIMA BANK S.A.	05/07/2023
<b>TERNA ENERGY (CR)</b>	<b>Main Market</b>
EUROBANK EQUITIES INVESTMENT FIRM SINGLE MEMBER SA	24/05/2021
PIRAEUS SECURITIES S. A.	09/12/2019
<b>THRACE PLASTICS SA (CR)</b>	<b>Main Market</b>
ALPHA FINANCE INVESTMENT SERVICES SINGLE MEMBER SA	26/03/2018
EUROBANK EQUITIES INVESTMENT FIRM SINGLE MEMBER SA	26/03/2018
<b>TITAN CEMENT (CB)</b>	<b>Main Market</b>
BETA SECURITIES S.A.	01/02/2021
EUROBANK EQUITIES INVESTMENT FIRM SINGLE MEMBER SA	06/11/2019
PIRAEUS SECURITIES S. A.	18/01/2021
<b>TZIRAKIAN PROFIL (CR)</b>	<b>Main Market</b>
LEON DEPOLAS SECURITIES S.A.	19/07/2021
<b>VIOHALCO SA/MV (CB)</b>	<b>Main Market</b>
ALPHA FINANCE INVESTMENT SERVICES SINGLE MEMBER SA	11/03/2008
EUROBANK EQUITIES INVESTMENT FIRM SINGLE MEMBER SA	04/03/2014
MERIT SECURITIES S.A	17/03/2014

Underlying Asset				Derivatives Market													
Price max	Price min	Closing price	change	Delivery Month	Open price	Price max	Price min	Last price	Closing price	Last Bid	Last Ask	Fixing price*	Life high	Life low	Trades	Volume	Open Interest
<b>FTSE/Athex Large Cap</b> (Trade Unit: 1 Index Point x 2E, Cash Settlement)																	
3,106.85	3,060.10	3,063.77	-1.39%	August 2023	3,090.00	3,093.00	3,063.00	3,067.25	3,067.25	---	---	---	3,287.25	---	48	462	1,299
				September 2023	3,080.00	3,092.50	3,056.00	3,060.25	3,060.25	---	---	---	3,293.25	---	161	893	2,896
				October 2023	3,086.25	3,086.25	3,058.00	3,058.00	3,058.00	---	---	---	3,112.00	---	4	22	21
				December 2023	---	---	---	---	3,127.50	---	---	---	---	---	---	---	---
				March 2024	---	---	---	---	3,143.25	---	---	---	---	---	---	---	---
				June 2024	---	---	---	---	3,160.25	---	---	---	---	---	---	---	---
<b>FTSE/Athex Banks</b> (Trade Unit: 1 Index Point x 15E, Cash Settlement)																	
1,038.64	1,013.34	1,017.73	-2.01%	September 2023	1,037.00	1,037.00	1,027.00	1,027.00	1,027.00	---	---	---	1,134.75	---	2	10	1,943
				December 2023	---	---	---	---	1,045.50	---	---	---	---	---	---	---	---
				March 2024	---	---	---	---	1,050.75	---	---	---	---	---	---	---	---
				June 2024	---	---	---	---	1,056.50	---	---	---	---	---	---	---	---
<b>MSCI GREECE REBASED</b> (Trade Unit: 1 Index Point x 2E, Cash Settlement)																	
4,907.24	4,843.05	4,855.50	-1.05%	August 2023	---	---	---	---	4,916.25	---	---	---	5,145.00	---	---	---	22
				September 2023	---	---	---	---	4,926.25	---	---	---	5,192.25	---	---	---	182
				October 2023	---	---	---	---	5,074.00	---	---	---	5,169.00	---	---	---	1
				November 2023	---	---	---	---	4,932.25	---	---	---	---	---	---	---	---
				December 2023	---	---	---	---	5,086.00	---	---	---	5,012.25	---	---	---	20
				January 2024	---	---	---	---	4,949.50	---	---	---	---	---	---	---	---
				March 2024	---	---	---	---	4,964.75	---	---	---	---	---	---	---	---
				June 2024	---	---	---	---	4,991.50	---	---	---	---	---	---	---	---

Derivatives notes

Fixing prices and final open positions can be retrieved from the following path <http://www.helex.gr/el/web/guest/statistics-end-of-day-derivatives>

Underlying Asset				Derivatives Market													
Price max	Price min	Closing price	change	Delivery Month	Open price	Price max	Price min	Last price	Closing price	Last Bid	Last Ask	Fixing price*	Life high	Life low	Trades	Volume	Open Interest
<b>ADMIE (IPTO) HOLDING S.A. (CR)</b>				(Contract Size: 100 Securities, Physical Delivery)													
2.335	2.26	2.26	-3.00%	September 2023	2.31	2.33	2.26	2.26	2.26	---	---	---	2.49	---	62	1,035	18,125
				December 2023	---	---	---	---	2.35	---	---	---	2.42	---	---	---	391
				March 2024	---	---	---	---	2.36	---	---	---	---	---	---	---	---
				June 2024	---	---	---	---	2.37	---	---	---	---	---	---	---	---
<b>AEGEAN AIRLINES (CR)</b>				(Contract Size: 100 Securities, Physical Delivery)													
12.94	12.44	12.46	-3.71%	September 2023	12.80	12.86	12.55	12.55	12.55	---	---	---	13.70	---	76	263	5,604
				December 2023	---	---	---	---	13.03	---	---	---	---	---	---	---	---
				March 2024	---	---	---	---	13.09	---	---	---	---	---	---	---	---
				June 2024	---	---	---	---	13.16	---	---	---	---	---	---	---	---
<b>ALPHA SERVICES HOLD (CR)</b>				(Contract Size: 100 Securities, Physical Delivery)													
1.485	1.4245	1.44	-3.03%	September 2023	1.48	1.48	1.42	1.44	1.44	---	---	---	1.72	---	509	23,563	215,206
				December 2023	---	---	---	---	1.50	---	---	---	1.65	---	---	---	460
				March 2024	---	---	---	---	1.50	---	---	---	---	---	---	---	---
				June 2024	---	---	---	---	1.51	---	---	---	---	---	---	---	---
<b>AUTOHELLAS SA (CR)</b>				(Contract Size: 100 Securities, Physical Delivery)													
12.82	12.68	12.7	-1.55%	September 2023	12.84	12.84	12.84	12.84	12.84	---	---	---	14.56	---	1	1	148
				December 2023	---	---	---	---	12.99	---	---	---	---	---	---	---	---
				March 2024	---	---	---	---	13.05	---	---	---	---	---	---	---	---
				June 2024	---	---	---	---	13.12	---	---	---	---	---	---	---	---
<b>AVAX S.A. (CR)</b>				(Contract Size: 100 Securities, Physical Delivery)													
1.644	1.582	1.612	0.88%	September 2023	1.65	1.65	1.61	1.61	1.61	---	---	---	1.80	---	5	12	1,662
				December 2023	---	---	---	---	1.61	---	---	---	---	---	---	---	---
				March 2024	---	---	---	---	1.62	---	---	---	---	---	---	---	---
				June 2024	---	---	---	---	1.63	---	---	---	---	---	---	---	---
<b>CC HBC AG (CR)</b>				(Contract Size: 100 Securities, Physical Delivery)													
26.78	26.42	26.6	-1.30%	September 2023	26.70	26.72	26.40	26.72	26.72	---	---	---	28.81	---	25	157	779
				December 2023	---	---	---	---	27.13	---	---	---	---	---	---	---	---
				March 2024	---	---	---	---	27.27	---	---	---	---	---	---	---	---
				June 2024	---	---	---	---	27.41	---	---	---	---	---	---	---	---
<b>CENERGY HOLDINGS (CB)</b>				(Contract Size: 100 Securities, Physical Delivery)													
6.53	6.33	6.41	-1.38%	September 2023	6.37	6.41	6.35	6.36	6.36	---	---	---	7.20	---	20	193	6,332
				December 2023	---	---	---	---	6.54	---	---	---	---	---	---	---	---
				March 2024	---	---	---	---	6.58	---	---	---	---	---	---	---	---
				June 2024	---	---	---	---	6.61	---	---	---	---	---	---	---	---

Derivatives notes

Fixing prices and final open positions can be retrieved from the following path <http://www.helex.gr/el/web/guest/statistics-end-of-day-derivatives>

Underlying Asset				Derivatives Market													
Price max	Price min	Closing price	change	Delivery Month	Open price	Price max	Price min	Last price	Closing price	Last Bid	Last Ask	Fixing price*	Life high	Life low	Trades	Volume	Open Interest
<b>ELLAKTOR (CR)</b>				(Contract Size: 100 Securities, Physical Delivery)													
2.45	2.37	2.39	-2.05%	September 2023	2.42	2.44	2.38	2.38	2.38	---	---	---	2.73	---	7	35	711
				December 2023	---	---	---	---	2.46	---	---	---	---	---	---	---	---
				March 2024	---	---	---	---	2.47	---	---	---	---	---	---	---	---
				June 2024	---	---	---	---	2.48	---	---	---	---	---	---	---	---
<b>ELVALHALCOR (CR)</b>				(Contract Size: 100 Securities, Physical Delivery)													
2.095	2.04	2.05	-2.38%	September 2023	2.07	2.08	2.04	2.06	2.06	---	---	---	2.45	---	18	73	2,245
				December 2023	---	---	---	---	2.11	---	---	---	---	---	---	---	---
				March 2024	---	---	---	---	2.12	---	---	---	---	---	---	---	---
				June 2024	---	---	---	---	2.14	---	---	---	---	---	---	---	---
<b>EUROBANK HOLDINGS (CR)</b>				(Contract Size: 100 Securities, Physical Delivery)													
1.517	1.4755	1.5005	-1.09%	September 2023	1.50	1.52	1.48	1.50	1.50	---	---	---	1.68	---	94	2,586	43,217
				December 2023	---	---	---	---	1.53	---	---	---	---	---	---	---	---
				March 2024	---	---	---	---	1.53	---	---	---	---	---	---	---	---
				June 2024	---	---	---	---	1.54	---	---	---	---	---	---	---	---
<b>EYDAP S.A. (CR)</b>				(Contract Size: 100 Securities, Physical Delivery)													
6.68	6.51	6.58	-1.50%	September 2023	6.61	6.66	6.56	6.56	6.56	---	---	---	7.18	---	21	81	1,812
				December 2023	---	---	---	---	6.72	---	---	---	---	---	---	---	---
				March 2024	---	---	---	---	6.76	---	---	---	---	---	---	---	---
				June 2024	---	---	---	---	6.79	---	---	---	---	---	---	---	---
<b>FOURLIS (CR)</b>				(Contract Size: 100 Securities, Physical Delivery)													
4.5	4.34	4.35	-3.23%	September 2023	4.35	4.37	4.33	4.33	4.33	---	---	---	5.07	---	14	30	799
				December 2023	---	---	---	---	4.52	---	---	---	---	---	---	---	---
				March 2024	---	---	---	---	4.55	---	---	---	---	---	---	---	---
				June 2024	---	---	---	---	4.57	---	---	---	---	---	---	---	---
<b>GEK TERNA (CR)</b>				(Contract Size: 100 Securities, Physical Delivery)													
13.24	12.96	13.06	-1.81%	September 2023	13.22	13.26	13.01	13.04	13.04	---	---	---	15.01	---	29	108	6,950
				December 2023	---	---	---	---	13.39	---	---	---	---	---	---	---	---
				March 2024	---	---	---	---	13.46	---	---	---	---	---	---	---	---
				June 2024	---	---	---	---	13.53	---	---	---	---	---	---	---	---
<b>HELLENIC EXCHANGES-A.S.E. (CR)</b>				(Contract Size: 100 Securities, Physical Delivery)													
5.15	5.01	5.1	-1.35%	September 2023	5.11	5.11	5.05	5.11	5.11	---	---	---	6.20	---	34	193	8,134
				December 2023	---	---	---	---	5.20	---	---	---	---	---	---	---	---
				March 2024	---	---	---	---	5.23	---	---	---	---	---	---	---	---
				June 2024	---	---	---	---	5.26	---	---	---	---	---	---	---	---

Derivatives notes

Fixing prices and final open positions can be retrieved from the following path <http://www.helex.gr/el/web/guest/statistics-end-of-day-derivatives>



Underlying Asset				Derivatives Market													
Price max	Price min	Closing price	change	Delivery Month	Open price	Price max	Price min	Last price	Closing price	Last Bid	Last Ask	Fixing price*	Life high	Life low	Trades	Volume	Open Interest
<b>HELLENiQ ENERGY (CR)</b>				(Contract Size: 100 Securities, Physical Delivery)													
7.99	7.88	7.9	-1.13%	September 2023	7.98	7.99	7.91	7.92	7.92	---	---	---	8.49	---	14	26	1,623
				December 2023	---	---	---	---	8.04	---	---	---	---	---	---	---	---
				March 2024	---	---	---	---	8.08	---	---	---	---	---	---	---	---
				June 2024	---	---	---	---	8.13	---	---	---	---	---	---	---	---
<b>INTRACOM HOLDINGS (CR)</b>				(Contract Size: 106 Securities, Physical Delivery)													
2.11	2.035	2.045	-3.08%	September 2023	2.10	2.11	2.04	2.04	2.04	---	---	---	2.36	---	22	81	3,859
				December 2023	---	---	---	---	2.12	---	---	---	---	---	---	---	---
				March 2024	---	---	---	---	2.13	---	---	---	---	---	---	---	---
				June 2024	---	---	---	---	2.15	---	---	---	---	---	---	---	---
<b>INTRAKAT (CR)</b>				(Contract Size: 100 Securities, Physical Delivery)													
3.185	3.09	3.145	-1.10%	September 2023	3.14	3.17	3.09	3.11	3.11	---	---	---	3.36	---	73	523	7,300
				December 2023	---	---	---	---	3.20	---	---	---	---	---	---	---	---
				March 2024	---	---	---	---	3.22	---	---	---	---	---	---	---	---
				June 2024	---	---	---	---	3.23	---	---	---	---	---	---	---	---
<b>JUMBO SA (CR)</b>				(Contract Size: 100 Securities, Physical Delivery)													
27.24	26.44	27.06	0.22%	September 2023	26.60	26.96	26.60	26.96	26.96	---	---	---	28.26	---	8	30	300
				December 2023	---	---	---	---	27.18	---	---	---	---	---	---	---	---
				March 2024	---	---	---	---	27.32	---	---	---	---	---	---	---	---
				June 2024	---	---	---	---	27.46	---	---	---	---	---	---	---	---
<b>LAMDA DEVELOPMENT SA (CR)</b>				(Contract Size: 100 Securities, Physical Delivery)													
6.67	6.54	6.61	-1.20%	September 2023	6.66	6.66	6.55	6.57	6.57	---	---	---	7.54	---	29	135	5,477
				December 2023	---	---	---	---	6.73	---	---	---	---	---	---	---	---
				March 2024	---	---	---	---	6.77	---	---	---	---	---	---	---	---
				June 2024	---	---	---	---	6.80	---	---	---	---	---	---	---	---
<b>MIG (CR)</b>				(Contract Size: 100 Securities, Physical Delivery)													
4.05	3.93	4.01	-0.25%	September 2023	---	---	---	---	3.89	---	---	---	5.10	---	---	---	66
				December 2023	---	---	---	---	4.05	---	---	---	---	---	---	---	---
				March 2024	---	---	---	---	4.07	---	---	---	---	---	---	---	---
				June 2024	---	---	---	---	4.09	---	---	---	---	---	---	---	---
<b>MOTOR OIL (CR)</b>				(Contract Size: 100 Securities, Physical Delivery)													
22.06	21.64	21.64	-1.55%	September 2023	22.05	22.05	21.71	21.71	21.71	---	---	---	24.55	---	30	81	1,817
				December 2023	---	---	---	---	22.13	---	---	---	---	---	---	---	---
				March 2024	---	---	---	---	22.24	---	---	---	---	---	---	---	---
				June 2024	---	---	---	---	22.36	---	---	---	---	---	---	---	---

Derivatives notes

Fixing prices and final open positions can be retrieved from the following path <http://www.helex.gr/el/web/guest/statistics-end-of-day-derivatives>

Underlying Asset				Derivatives Market													
Price max	Price min	Closing price	change	Delivery Month	Open price	Price max	Price min	Last price	Closing price	Last Bid	Last Ask	Fixing price*	Life high	Life low	Trades	Volume	Open Interest
<b>MYTILINEOS (CR)</b>				(Contract Size: 100 Securities, Physical Delivery)													
35.7	35.12	35.2	-1.40%	September 2023	35.56	35.56	35.19	35.20	35.20	---	---	---	38.20	---	46	160	3,897
				December 2023	---	---	---	---	35.33	---	---	---	35.29	---	---	---	1
				March 2024	---	---	---	---	36.12	---	---	---	---	---	---	---	---
				June 2024	---	---	---	---	36.31	---	---	---	---	---	---	---	---
<b>NATIONAL BANK (CR)</b>				(Contract Size: 100 Securities, Physical Delivery)													
6.228	6.15	6.2	-0.96%	September 2023	6.20	6.24	6.19	6.21	6.21	---	---	---	6.57	---	192	2,790	18,811
				December 2023	---	---	---	---	6.30	---	---	---	---	---	---	---	---
				March 2024	---	---	---	---	6.33	---	---	---	---	---	---	---	---
				June 2024	---	---	---	---	6.37	---	---	---	---	---	---	---	---
<b>OPAP (CR)</b>				(Contract Size: 103 Securities, Physical Delivery)													
15.3	15.06	15.07	-0.92%	September 2023	15.21	15.26	15.10	15.10	15.10	---	---	---	16.69	15.10	14	29	2,327
				December 2023	---	---	---	---	15.31	---	---	---	---	---	---	---	---
				March 2024	---	---	---	---	15.39	---	---	---	---	---	---	---	---
				June 2024	---	---	---	---	15.47	---	---	---	---	---	---	---	---
<b>OTE (CR)</b>				(Contract Size: 100 Securities, Physical Delivery)													
14.39	14.06	14.33	0.84%	September 2023	14.30	14.40	14.17	14.40	14.40	---	---	---	15.55	---	45	165	11,489
				December 2023	---	---	---	---	14.30	---	---	---	---	---	---	---	---
				March 2024	---	---	---	---	14.38	---	---	---	---	---	---	---	---
				June 2024	---	---	---	---	14.45	---	---	---	---	---	---	---	---
<b>P.P.A. S.A. (CR)</b>				(Contract Size: 100 Securities, Physical Delivery)													
20.7	19.92	20.1	-3.13%	September 2023	---	---	---	---	20.10	---	---	---	22.48	---	---	---	293
				December 2023	---	---	---	---	20.89	---	---	---	---	---	---	---	---
				March 2024	---	---	---	---	20.99	---	---	---	---	---	---	---	---
				June 2024	---	---	---	---	21.11	---	---	---	---	---	---	---	---
<b>PIRAEUS FINANCIAL HOLD (CR)</b>				(Contract Size: 100 Securities, Physical Delivery)													
3.3	3.168	3.176	-3.76%	September 2023	3.26	3.27	3.18	3.18	3.18	---	---	---	3.62	---	304	5,418	78,404
				December 2023	---	---	---	---	3.32	---	---	---	---	---	---	---	---
				March 2024	---	---	---	---	3.34	---	---	---	---	---	---	---	---
				June 2024	---	---	---	---	3.36	---	---	---	---	---	---	---	---
<b>PPC (CR)</b>				(Contract Size: 100 Securities, Physical Delivery)													
9.96	9.675	9.71	-2.51%	September 2023	9.91	9.93	9.70	9.73	9.73	---	---	---	11.33	---	94	450	29,287
				December 2023	10.00	10.00	10.00	10.00	10.00	---	---	---	10.00	---	1	1	---
				March 2024	---	---	---	---	10.08	---	---	---	---	---	---	---	---
				June 2024	---	---	---	---	10.13	---	---	---	---	---	---	---	---

Derivatives notes

Fixing prices and final open positions can be retrieved from the following path <http://www.helex.gr/el/web/guest/statistics-end-of-day-derivatives>

Underlying Asset				Derivatives Market													
Price max	Price min	Closing price	change	Delivery Month	Open price	Price max	Price min	Last price	Closing price	Last Bid	Last Ask	Fixing price*	Life high	Life low	Trades	Volume	Open Interest
<b>QUEST HOLDINGS (CR)</b>				(Contract Size: 100 Securities, Physical Delivery)													
6.2	6.03	6.04	-2.42%	September 2023	6.13	6.13	6.06	6.06	6.06	---	---	---	6.77	---	2	2	174
				December 2023	---	---	---	---	6.23	---	---	---	---	---	---	---	---
				March 2024	---	---	---	---	6.26	---	---	---	---	---	---	---	---
				June 2024	---	---	---	---	6.30	---	---	---	---	---	---	---	---
<b>TERNA ENERGY (CR)</b>				(Contract Size: 100 Securities, Physical Delivery)													
16.43	16	16.25	1.12%	September 2023	16.32	16.56	16.15	16.30	16.30	---	---	---	21.16	---	74	289	13,163
				December 2023	16.39	16.39	16.39	16.39	16.39	---	---	---	16.90	---	1	4	20
				March 2024	---	---	---	---	16.26	---	---	---	---	---	---	---	---
				June 2024	---	---	---	---	16.35	---	---	---	---	---	---	---	---
<b>TITAN CEMENT (CB)</b>				(Contract Size: 100 Securities, Physical Delivery)													
18.3	17.7	17.7	-3.80%	September 2023	17.97	17.97	17.90	17.90	17.90	---	---	---	19.51	---	5	11	724
				December 2023	---	---	---	---	18.52	---	---	---	---	---	---	---	---
				March 2024	---	---	---	---	18.62	---	---	---	---	---	---	---	---
				June 2024	---	---	---	---	18.72	---	---	---	---	---	---	---	---
<b>VIOHALCO SA/NV (CB)</b>				(Contract Size: 100 Securities, Physical Delivery)													
6.2	6.06	6.09	-2.25%	September 2023	6.18	6.20	6.10	6.11	6.11	---	---	---	6.95	---	36	138	5,182
				December 2023	---	---	---	---	6.27	---	---	---	---	---	---	---	---
				March 2024	---	---	---	---	6.30	---	---	---	---	---	---	---	---
				June 2024	---	---	---	---	6.34	---	---	---	---	---	---	---	---

Derivatives notes

Fixing prices and final open positions can be retrieved from the following path <http://www.helex.gr/el/web/guest/statistics-end-of-day-derivatives>

## FTSE/Athex Large Cap

(Trade Unit: 1 Index Point x 2€ - Exercise Style: European, Cash Settlement)

Call Options														Put Options																			
August 2023								September 2023						Other Months		August 2023								September 2023						Other Months		Exerise Price	
Open price	Price max	Price min	Last price	Closing price	Volume	Open Interest	Open price	Price max	Price min	Last price	Closing price	Volume	Open Interest	Volume	Open Interest	Open price	Price max	Price min	Last price	Closing price	Volume	Open Interest	Open price	Price max	Price min	Last price	Closing price	Volume	Open Interest	Volume	Open Interest		
1,775	-	-	-	-	-	-	0.00	0.00	0.00	-	1,332.00	-	-	-	-	-	-	-	-	-	-	-	0.00	0.00	0.00	-	0.02	-	-	-	-	1,775	
1,800	-	-	-	-	-	-	0.00	0.00	0.00	-	1,307.00	-	-	-	-	-	-	-	-	-	-	-	0.00	0.00	0.00	-	0.03	-	-	-	-	1,800	
1,825	-	-	-	-	-	-	0.00	0.00	0.00	-	1,282.00	-	-	-	-	-	-	-	-	-	-	-	0.00	0.00	0.00	-	0.05	-	-	-	-	1,825	
1,850	-	-	-	-	-	-	0.00	0.00	0.00	-	1,257.00	-	-	-	-	-	-	-	-	-	-	-	0.00	0.00	0.00	-	0.07	-	-	-	-	1,850	
1,875	-	-	-	-	-	-	0.00	0.00	0.00	-	1,233.00	-	-	-	-	-	-	-	-	-	-	-	0.00	0.00	0.00	-	0.01	-	-	-	-	1,875	
1,900	-	-	-	-	-	-	0.00	0.00	0.00	-	1,208.00	-	-	-	-	-	-	-	-	-	-	-	0.00	0.00	0.00	-	0.01	-	-	-	-	1,900	
1,925	-	-	-	-	-	-	0.00	0.00	0.00	-	1,183.00	-	-	-	-	-	-	-	-	-	-	-	0.00	0.00	0.00	-	0.01	-	-	-	-	1,925	
1,950	-	-	-	-	-	-	0.00	0.00	0.00	-	1,158.00	-	-	-	-	-	-	-	-	-	-	-	0.00	0.00	0.00	-	0.02	-	-	-	-	1,950	
1,975	-	-	-	-	-	-	0.00	0.00	0.00	-	1,133.00	-	-	-	-	-	-	-	-	-	-	-	0.00	0.00	0.00	-	0.01	-	-	-	-	1,975	
2,000	-	-	-	-	-	-	0.00	0.00	0.00	-	1,108.00	-	-	-	-	-	-	-	-	-	-	-	0.00	0.00	0.00	-	0.01	-	-	-	-	2,000	
2,050	-	-	-	-	-	-	0.00	0.00	0.00	-	1,058.00	-	-	-	-	-	-	-	-	-	-	-	0.00	0.00	0.00	-	0.01	-	-	-	-	2,050	
2,100	-	-	-	-	-	-	0.00	0.00	0.00	-	1,008.00	-	-	-	-	-	-	-	-	-	-	-	0.00	0.00	0.00	-	0.01	-	-	-	-	2,100	
2,150	-	-	-	-	-	-	0.00	0.00	0.00	-	958.00	-	-	-	-	-	-	-	-	-	-	-	0.00	0.00	0.00	-	0.01	-	-	-	-	2,150	
2,200	-	-	-	-	-	-	0.00	0.00	0.00	-	908.00	-	-	-	-	-	-	-	-	-	-	-	0.00	0.00	0.00	-	0.01	-	-	-	-	2,200	
2,250	-	-	-	-	-	-	0.00	0.00	0.00	-	858.00	-	-	-	-	-	-	-	-	-	-	-	0.00	0.00	0.00	-	0.01	-	-	-	-	2,250	
2,300	-	-	-	-	-	-	0.00	0.00	0.00	-	808.00	-	-	-	-	-	-	-	-	-	-	-	0.00	0.00	0.00	-	0.01	-	-	-	-	2,300	
2,350	-	-	-	-	-	-	0.00	0.00	0.00	-	758.00	-	-	-	-	-	-	-	-	-	-	-	0.00	0.00	0.00	-	0.01	-	-	-	-	2,350	
2,400	-	-	-	-	-	-	0.00	0.00	0.00	-	708.00	-	-	-	-	-	-	-	-	-	-	-	0.00	0.00	0.00	-	0.02	-	-	-	-	2,400	
2,450	-	-	-	-	-	-	0.00	0.00	0.00	-	658.00	-	-	-	-	-	-	-	-	-	-	-	0.00	0.00	0.00	-	0.01	-	-	-	-	2,450	
2,500	0.00	0.00	0.00	-	-	-	0.00	0.00	0.00	-	609.00	-	-	-	-	-	0.00	0.00	0.00	-	2,501.00	-	-	0.00	0.00	0.00	-	0.01	-	-	-	-	2,500
2,550	0.00	0.00	0.00	-	-	-	0.00	0.00	0.00	-	559.00	-	-	-	-	-	0.00	0.00	0.00	-	2,551.00	-	-	0.00	0.00	0.00	-	0.02	-	-	-	-	2,550
2,600	0.00	0.00	0.00	-	-	-	0.00	0.00	0.00	-	509.00	-	-	-	-	-	0.00	0.00	0.00	-	2,601.00	-	-	0.00	0.00	0.00	-	0.01	-	-	-	-	2,600
2,650	0.00	0.00	0.00	-	-	-	0.00	0.00	0.00	-	459.00	-	-	-	-	-	0.00	0.00	0.00	-	2,651.00	-	-	0.00	0.00	0.00	-	0.04	-	-	-	-	2,650
2,700	0.00	0.00	0.00	-	-	-	0.00	0.00	0.00	-	409.00	-	-	-	-	-	0.00	0.00	0.00	-	2,701.00	-	-	0.00	0.00	0.00	-	0.15	-	-	-	-	2,700
2,750	0.00	0.00	0.00	-	-	-	0.00	0.00	0.00	-	359.00	-	-	-	-	-	0.00	0.00	0.00	-	2,751.00	-	-	0.00	0.00	0.00	-	0.47	-	-	-	-	2,750
2,800	0.00	0.00	0.00	-	-	-	0.00	0.00	0.00	-	310.00	-	-	-	-	-	0.00	0.00	0.00	-	2,801.00	-	-	0.00	0.00	0.00	-	1.30	-	-	-	-	2,800
2,850	0.00	0.00	0.00	-	-	-	0.00	0.00	0.00	-	262.00	-	-	-	-	-	0.00	0.00	0.00	-	2,851.00	-	-	0.00	0.00	0.00	-	3.00	-	-	-	-	2,850
2,900	0.00	0.00	0.00	-	-	-	19	0.00	0.00	0.00	-	216.00	-	-	-	-	0.00	0.00	0.00	-	2,901.00	-	20	0.00	0.00	0.00	-	6.50	-	20	-	-	2,900
2,950	0.00	0.00	0.00	-	-	-	20	0.00	0.00	0.00	-	172.00	-	-	-	-	0.00	0.00	0.00	-	2,951.00	-	-	0.00	0.00	0.00	-	12.75	-	-	-	-	2,950
3,000	0.00	0.00	0.00	-	-	-	41	106.00	106.00	105.00	105.00	105.00	30	20	-	0.00	0.00	0.00	-	3,001.00	-	20	30.00	45.75	30.00	45.75	45.75	65	40	-	-	-	3,000
3,050	0.00	0.00	0.00	-	-	-	20	77.50	80.50	77.50	80.50	80.50	21	-	-	0.00	0.00	0.00	-	3,051.00	-	51	50.50	53.50	50.50	53.50	53.50	4	60	-	-	-	3,050
3,100	0.00	0.00	0.00	-	-	-	100	50.00	50.00	50.00	50.00	50.00	1	4	-	21.25	0.00	21.25	22.00	3,101.00	40	130	0.00	0.00	0.00	-	60.00	-	21	-	-	3,100	
3,150	0.00	0.00	0.00	-	-	-	19	41.75	41.75	30.00	30.00	30.00	4	63	-	0.00	0.00	0.00	-	3,151.00	-	345	0.00	0.00	0.00	-	87.00	-	30	-	-	3,150	
3,200	0.00	0.00	0.00	-	-	-	500	16.25	16.25	16.25	16.25	16.25	1	41	-	0.00	0.00	0.00	-	3,201.00	-	500	0.00	0.00	0.00	-	120.00	-	40	-	-	3,200	
3,250	0.00	0.00	0.00	-	-	-	33	0.00	0.00	0.00	-	18.25	-	41	-	0.00	0.00	0.00	-	3,251.00	-	141	0.00	0.00	0.00	-	159.00	-	-	-	-	3,250	
3,300	0.00	0.00	0.00	-	-	-	26	0.00	0.00	0.00	-	10.50	-	1	-	0.00	0.00	0.00	-	3,301.00	-	40	0.00	0.00	0.00	-	201.00	-	22	-	-	3,300	

FTSE/Athex Large Cap

(Trade Unit: 1 Index Point x 2€ - Exercise Style: European, Cash Settlement)

Call Options																Put Options																					
August 2023								September 2023								Other Months				August 2023							September 2023				Other Months						
Exercise Price	Open price	Price max	Price min	Last price	Closing price	Volume	Open Interest	Open price	Price max	Price min	Last price	Closing price	Volume	Open Interest	Volume	Open Interest	Open price	Price max	Price min	Last price	Closing price	Volume	Open Interest	Open price	Price max	Price min	Last price	Closing price	Volume	Open Interest	Volume	Open Interest	Exercise Price				
3,350	0.00	0.00	0.00	-	-	-	21	0.00	0.00	0.00	-	5.80	-	-			0.00	0.00	0.00	-	3,351.00	-	60	0.00	0.00	0.00	-	246.00	-	-			3,350				
3,400	0.00	0.00	0.00	-	-	-	-	0.00	0.00	0.00	-	3.00	-	-			0.00	0.00	0.00	-	3,401.00	-	-	0.00	0.00	0.00	-	293.00	-	-			3,400				
3,450	0.00	0.00	0.00	-	-	-	-	0.00	0.00	0.00	-	1.50	-	-			0.00	0.00	0.00	-	3,451.00	-	-	0.00	0.00	0.00	-	341.00	-	-			3,450				
3,500	0.00	0.00	0.00	-	-	-	-	0.00	0.00	0.00	-	0.69	-	-			0.00	0.00	0.00	-	3,501.00	-	-	0.00	0.00	0.00	-	391.00	-	-			3,500				
Totals:						0	799							57	170	0	0							40	1,307					69	233	0	0				
Number of Trades:						0							9					0							2					6					0		

ALPHA SERVICES HOLD (CR)

(Contract Size: 100 Securities, Exercise Style: American, Physical Delivery)

Call Options														Put Options																				
August 2023							September 2023							Other Months		August 2023							September 2023							Other Months		Exercise Price		
Open price	Price max	Price min	Last price	Closing price	Volume	Open Interest	Open price	Price max	Price min	Last price	Closing price	Volume	Open Interest	Volume	Open Interest	Open price	Price max	Price min	Last price	Closing price	Volume	Open Interest	Open price	Price max	Price min	Last price	Closing price	Volume	Open Interest	Volume	Open Interest			
0.550					-	-	0.000	0.000	0.000	0.941	-	-				-	-	0.000	0.000	0.000	0.002	-	-									0.006		
0.600					-	-	0.000	0.000	0.000	0.891	-	-				-	-	0.000	0.000	0.000	0.001	-	-									0.006		
0.650					-	-	0.000	0.000	0.000	0.841	-	-				-	-	0.000	0.000	0.000	0.001	-	-									0.007		
0.700					-	-	0.000	0.000	0.000	0.791	-	-				-	-	0.000	0.000	0.000	0.001	-	-									0.007		
0.750					-	-	0.000	0.000	0.000	0.741	-	-				-	-	0.000	0.000	0.000	0.002	-	-									0.008		
0.800					-	-	0.000	0.000	0.000	0.691	-	-				-	-	0.000	0.000	0.000	0.001	-	-									0.008		
0.850	0.000	0.000	0.000		-	-	0.000	0.000	0.000	0.641	-	-				0.000	0.000	0.000	1.85	-	-	0.000	0.000	0.000	0.001	-	-					0.009		
0.900	0.000	0.000	0.000		-	-	0.000	0.000	0.000	0.591	-	-				0.000	0.000	0.000	1.90	-	-	0.000	0.000	0.000	0.002	-	-					0.009		
0.950	0.000	0.000	0.000		-	-	0.000	0.000	0.000	0.542	-	-				0.000	0.000	0.000	1.95	-	-	0.000	0.000	0.000	0.004	-	-					0.010		
1.000	0.000	0.000	0.000		-	-	0.000	0.000	0.000	0.492	-	-				0.000	0.000	0.000	2.00	-	-	0.000	0.000	0.000	0.001	-	-					0.010		
1.100	0.000	0.000	0.000		-	-	0.000	0.000	0.000	0.392	-	-				0.000	0.000	0.000	2.10	-	-	0.000	0.000	0.000	0.001	-	-					0.011		
1.200	0.000	0.000	0.000		-	-	0.000	0.000	0.000	0.294	-	-				0.000	0.000	0.000	2.20	-	-	0.000	0.000	0.000	0.002	-	-					0.012		
1.300	0.000	0.000	0.000		-	-	0.000	0.000	0.000	0.201	-	-				0.000	0.000	0.000	2.30	-	-	0.000	0.000	0.000	0.009	-	-					0.013		
1.400	0.000	0.000	0.000		-	-	0.000	0.000	0.000	0.122	-	-				0.000	0.000	0.000	2.40	-	-	0.000	0.000	0.000	0.030	-	-					0.014		
1.500	0.000	0.000	0.000		-	20	0.000	0.000	0.000	0.065	-	14				0.000	0.000	0.000	2.50	-	-	0.000	0.000	0.000	0.072	-	-					0.015		
1.600	0.000	0.000	0.000		-	-	0.000	0.000	0.000	0.030	-	-				0.000	0.000	0.000	2.60	-	-	0.000	0.000	0.000	0.137	-	-					0.016		
1.700	0.000	0.000	0.000		-	-	0.000	0.000	0.000	0.011	-	-				0.000	0.000	0.000	2.70	-	-	0.000	0.000	0.000	0.219	-	-					0.017		
1.800	0.000	0.000	0.000		-	-	0.000	0.000	0.000	0.004	-	-				0.000	0.000	0.000	2.80	-	-	0.000	0.000	0.000	0.312	-	-					0.018		
1.900	0.000	0.000	0.000		-	-	0.000	0.000	0.000	0.001	-	-				0.000	0.000	0.000	2.90	-	-	0.000	0.000	0.000	0.410	-	-					0.019		
2.000	0.000	0.000	0.000		-	-	0.000	0.000	0.000	0.001	-	-				0.000	0.000	0.000	3.00	-	-	0.000	0.000	0.000	0.510	-	-					0.020		
2.200	0.000	0.000	0.000		-	-	0.000	0.000	0.000	0.001	-	-				0.000	0.000	0.000	3.20	-	-	0.000	0.000	0.000	0.710	-	-					0.022		
2.400	0.000	0.000	0.000		-	-	0.000	0.000	0.000	0.001	-	-				0.000	0.000	0.000	3.40	-	-	0.000	0.000	0.000	0.910	-	-					0.024		
Totals:					0	20						0	14	0	0						0	0						0	0	0	0	0	0	
Number of Trades:					0						0						0						0						0					

NATIONAL BANK (CR)

(Contract Size: 100 Securities, Exercise Style: American, Physical Delivery)

Call Options														Put Options																				
August 2023							September 2023							Other Months		August 2023							September 2023							Other Months				
Exercise Price	Open price	Price max	Price min	Last price	Closing price	Volume	Open Interest	Open price	Price max	Price min	Last price	Closing price	Volume	Open Interest	Volume	Open Interest	Open price	Price max	Price min	Last price	Closing price	Volume	Open Interest	Open price	Price max	Price min	Last price	Closing price	Volume	Open Interest	Volume	Open Interest	Exercise Price	
2.000						-	-	0.000	0.000	0.000		4.26	-	-			-	-	0.000	0.000	0.000		0.001	-	-								0.020	
2.200						-	-	0.000	0.000	0.000		4.06	-	-			-	-	0.000	0.000	0.000		0.001	-	-								0.022	
2.400						-	-	0.000	0.000	0.000		3.86	-	-			-	-	0.000	0.000	0.000		0.001	-	-								0.024	
2.600						-	-	0.000	0.000	0.000		3.66	-	-			-	-	0.000	0.000	0.000		0.001	-	-								0.026	
2.800						-	-	0.000	0.000	0.000		3.46	-	-			-	-	0.000	0.000	0.000		0.001	-	-								0.028	
3.000						-	-	0.000	0.000	0.000		3.26	-	-			-	-	0.000	0.000	0.000		0.001	-	-								0.030	
3.200						-	-	0.000	0.000	0.000		3.07	-	-			-	-	0.000	0.000	0.000		0.001	-	-								0.032	
3.400						-	-	0.000	0.000	0.000		2.87	-	-			-	-	0.000	0.000	0.000		0.001	-	-								0.034	
3.600	0.000	0.000	0.000			-	-	0.000	0.000	0.000		2.67	-	-			0.000	0.000	0.000		4.60	-	-	0.000	0.000	0.000		0.001	-	-				0.036
3.800	0.000	0.000	0.000			-	-	0.000	0.000	0.000		2.47	-	-			0.000	0.000	0.000		4.80	-	-	0.000	0.000	0.000		0.001	-	-				0.038
4.000	0.000	0.000	0.000			-	-	0.000	0.000	0.000		2.27	-	-			0.000	0.000	0.000		5.00	-	-	0.000	0.000	0.000		0.001	-	-				0.040
4.400	0.000	0.000	0.000			-	-	0.000	0.000	0.000		1.87	-	-			0.000	0.000	0.000		5.40	-	-	0.000	0.000	0.000		0.001	-	-				0.044
4.800	0.000	0.000	0.000			-	-	0.000	0.000	0.000		1.47	-	-			0.000	0.000	0.000		5.80	-	-	0.000	0.000	0.000		0.002	-	-				0.048
5.200	0.000	0.000	0.000			-	-	0.000	0.000	0.000		1.08	-	-			0.000	0.000	0.000		6.20	-	-	0.000	0.000	0.000		0.011	-	-				0.052
5.600	0.000	0.000	0.000			-	-	0.000	0.000	0.000		0.722	-	-			0.000	0.000	0.000		6.60	-	-	0.000	0.000	0.000		0.053	-	-				0.056
6.000	0.000	0.000	0.000			-	5	0.000	0.000	0.000		0.427	-	-			0.000	0.000	0.000		7.00	-	-	0.000	0.000	0.000		0.157	-	-				0.060
6.400	0.000	0.000	0.000			-	-	0.000	0.000	0.000		0.220	-	4			0.000	0.000	0.000		7.40	-	2	0.000	0.000	0.000		0.350	-	-				0.064
6.800	0.000	0.000	0.000			-	-	0.000	0.000	0.000		0.098	-	-			0.000	0.000	0.000		7.80	-	-	0.000	0.000	0.000		0.629	-	-				0.068
7.200	0.000	0.000	0.000			-	-	0.000	0.000	0.000		0.038	-	-			0.000	0.000	0.000		8.20	-	-	0.000	0.000	0.000		0.970	-	-				0.072
7.600	0.000	0.000	0.000			-	-	0.000	0.000	0.000		0.012	-	-			0.000	0.000	0.000		8.60	-	-	0.000	0.000	0.000		1.35	-	-				0.076
8.000	0.000	0.000	0.000			-	-	0.000	0.000	0.000		0.004	-	-			0.000	0.000	0.000		9.00	-	-	0.000	0.000	0.000		1.74	-	-				0.080
8.400	0.000	0.000	0.000			-	-	0.000	0.000	0.000		0.001	-	-			0.000	0.000	0.000		9.40	-	-	0.000	0.000	0.000		2.14	-	-				0.084
Totals:						0	5						0	4	0	0						0	2					0	270	0	50			
Number of Trades:						0							0		0							0.00						0		0				

OPAP (CR)

(Contract Size: 100 Securities, Exercise Style: American, Physical Delivery)

Call Options														Put Options																		
August 2023							September 2023							Other Months		August 2023							September 2023							Other Months		Exercise Price
Open price	Price max	Price min	Last price	Closing price	Volume	Open Interest	Open price	Price max	Price min	Last price	Closing price	Volume	Open Interest	Volume	Open Interest	Open price	Price max	Price min	Last price	Closing price	Volume	Open Interest	Open price	Price max	Price min	Last price	Closing price	Volume	Open Interest	Volume	Open Interest	
8.800					-	-	0.000	0.000	0.000		6.42	-	-			-	-	0.000	0.000	0.000		0.001	-	-							0.088	
9.200					-	-	0.000	0.000	0.000		6.02	-	-			-	-	0.000	0.000	0.000		0.001	-	-							0.092	
9.600					-	-	0.000	0.000	0.000		5.63	-	-			-	-	0.000	0.000	0.000		0.001	-	-							0.096	
10.000	0.000	0.000	0.000		-	-	0.000	0.000	0.000		5.23	-	-			0.000	0.000	0.000		11.00	-	-	0.000	0.000	0.000		0.002	-	-		0.100	
11.000	0.000	0.000	0.000		-	-	0.000	0.000	0.000		4.23	-	-			0.000	0.000	0.000		12.00	-	-	0.000	0.000	0.000		0.001	-	-		0.110	
12.000	0.000	0.000	0.000		-	-	0.000	0.000	0.000		3.23	-	-			0.000	0.000	0.000		13.00	-	-	0.000	0.000	0.000		0.001	-	-		0.120	
13.000	0.000	0.000	0.000		-	-	0.000	0.000	0.000		2.23	-	-			0.000	0.000	0.000		14.00	-	-	0.000	0.000	0.000		0.002	-	-		0.130	
14.000	0.000	0.000	0.000		-	-	0.000	0.000	0.000		1.27	-	-			0.000	0.000	0.000		15.00	-	-	0.000	0.000	0.000		0.039	-	-		0.140	
15.000	0.000	0.000	0.000		-	-	0.000	0.000	0.000		0.509	-	-			0.000	0.000	0.000		16.00	-	10	0.000	0.000	0.000		0.276	-	-		0.150	
16.000	0.000	0.000	0.000		-	-	0.000	0.000	0.000		0.123	-	-			0.000	0.000	0.000		17.00	-	76	0.000	0.000	0.000		0.892	-	-		0.160	
17.000	0.000	0.000	0.000		-	15	0.000	0.000	0.000		0.017	-	10			0.000	0.000	0.000		18.00	-	-	0.000	0.000	0.000		1.79	-	-		0.170	
18.000	0.000	0.000	0.000		-	-	0.000	0.000	0.000		0.001	-	5			0.000	0.000	0.000		19.00	-	-	0.000	0.000	0.000		2.79	-	-		0.180	
19.000	0.000	0.000	0.000		-	-	0.000	0.000	0.000		0.001	-	-			0.000	0.000	0.000		20.00	-	-	0.000	0.000	0.000		3.79	-	-		0.190	
20.000	0.000	0.000	0.000		-	-	0.000	0.000	0.000		0.001	-	-			0.000	0.000	0.000		21.00	-	-	0.000	0.000	0.000		4.79	-	-		0.200	
22.000	0.000	0.000	0.000		-	-	0.000	0.000	0.000		0.001	-	-			0.000	0.000	0.000		23.00	-	-	0.000	0.000	0.000		6.79	-	-		0.220	
24.000	0.000	0.000	0.000		-	-	0.000	0.000	0.000		0.002	-	-			0.000	0.000	0.000		25.00	-	-	0.000	0.000	0.000		8.79	-	-		0.240	
Totals:					0	15						0	15	0	0						0	86						0	20	0	0	
Number of Trades:					0							0		0								0.00						0		0		



OTE (CR)

(Contract Size: 100 Securities, Exercise Style: American, Physical Delivery)

Call Options														Put Options																			
August 2023							September 2023							Other Months		August 2023							September 2023							Other Months		Exercise Price	
Open price	Price max	Price min	Last price	Closing price	Volume	Open Interest	Open price	Price max	Price min	Last price	Closing price	Volume	Open Interest	Volume	Open Interest	Open price	Price max	Price min	Last price	Closing price	Volume	Open Interest	Open price	Price max	Price min	Last price	Closing price	Volume	Open Interest	Volume	Open Interest		
9.200					-	-	0.000	0.000	0.000		5.02	-	-																				0.092
9.600	0.000	0.000	0.000		-	-	0.000	0.000	0.000		4.63	-	-			0.000	0.000	0.000		10.60	-	-		0.000	0.000	0.000		0.001	-	-			0.096
10.000	0.000	0.000	0.000		-	-	0.000	0.000	0.000		4.23	-	-			0.000	0.000	0.000		11.00	-	-		0.000	0.000	0.000		0.001	-	-			0.100
11.000	0.000	0.000	0.000		-	-	0.000	0.000	0.000		3.23	-	-			0.000	0.000	0.000		12.00	-	-		0.000	0.000	0.000		0.001	-	-			0.110
12.000	0.000	0.000	0.000		-	-	0.000	0.000	0.000		2.23	-	-			0.000	0.000	0.000		13.00	-	-		0.000	0.000	0.000		0.001	-	-			0.120
13.000	0.000	0.000	0.000		-	-	0.000	0.000	0.000		1.26	-	-			0.000	0.000	0.000		14.00	-	-		0.000	0.000	0.000		0.029	-	-			0.130
14.000	0.000	0.000	0.000		-	-	0.000	0.000	0.000		0.486	-	-			0.000	0.000	0.000		15.00	-	50		0.000	0.000	0.000		0.254	-	-			0.140
15.000	0.000	0.000	0.000		-	7	0.000	0.000	0.000		0.105	-	10			0.000	0.000	0.000		16.00	-	5		0.000	0.000	0.000		0.876	-	-			0.150
16.000	0.000	0.000	0.000		-	-	0.000	0.000	0.000		0.012	-	-			0.000	0.000	0.000		17.00	-	-		0.000	0.000	0.000		1.79	-	-			0.160
17.000	0.000	0.000	0.000		-	-	0.000	0.000	0.000		0.001	-	-			0.000	0.000	0.000		18.00	-	-		0.000	0.000	0.000		2.79	-	-			0.170
18.000	0.000	0.000	0.000		-	-	0.000	0.000	0.000		0.001	-	-			0.000	0.000	0.000		19.00	-	-		0.000	0.000	0.000		3.79	-	-			0.180
19.000	0.000	0.000	0.000		-	-	0.000	0.000	0.000		0.001	-	-			0.000	0.000	0.000		20.00	-	-		0.000	0.000	0.000		4.79	-	-			0.190
20.000	0.000	0.000	0.000		-	-	0.000	0.000	0.000		0.001	-	-			0.000	0.000	0.000		21.00	-	-		0.000	0.000	0.000		5.79	-	-			0.200
22.000	0.000	0.000	0.000		-	-	0.000	0.000	0.000		0.001	-	-			0.000	0.000	0.000		23.00	-	-		0.000	0.000	0.000		7.79	-	-			0.220
Totals:					0	7						0	10		0	0					0	55					0	0		0	0		
Number of Trades:					0							0		0		0					0.00					0		0		0			

PIRAEUS FINANCIAL HOLD (CR)

(Contract Size: 100 Securities, Exercise Style: American, Physical Delivery)

Call Options														Put Options																				
August 2023							September 2023							Other Months		August 2023							September 2023							Other Months		Exercise Price		
Open price	Price max	Price min	Last price	Closing price	Volume	Open Interest	Open price	Price max	Price min	Last price	Closing price	Volume	Open Interest	Volume	Open Interest	Open price	Price max	Price min	Last price	Closing price	Volume	Open Interest	Open price	Price max	Price min	Last price	Closing price	Volume	Open Interest	Volume	Open Interest			
0.750					-	-	0.000	0.000	0.000		2.55	-	-			-	-	0.000	0.000	0.000		0.001	-	-								0.008		
0.800					-	-	0.000	0.000	0.000		2.50	-	-			-	-	0.000	0.000	0.000		0.001	-	-								0.008		
0.850					-	-	0.000	0.000	0.000		2.45	-	-			-	-	0.000	0.000	0.000		0.001	-	-								0.009		
0.900					-	-	0.000	0.000	0.000		2.40	-	-			-	-	0.000	0.000	0.000		0.001	-	-								0.009		
0.950					-	-	0.000	0.000	0.000		2.35	-	-			-	-	0.000	0.000	0.000		0.002	-	-								0.010		
1.000					-	-	0.000	0.000	0.000		2.30	-	-			-	-	0.000	0.000	0.000		0.001	-	-								0.010		
1.100					-	-	0.000	0.000	0.000		2.20	-	-			-	-	0.000	0.000	0.000		0.002	-	-								0.011		
1.200					-	-	0.000	0.000	0.000		2.10	-	-			-	-	0.000	0.000	0.000		0.004	-	-								0.012		
1.300					-	-	0.000	0.000	0.000		2.00	-	-			-	-	0.000	0.000	0.000		0.001	-	-								0.013		
1.400					-	-	0.000	0.000	0.000		1.90	-	-			-	-	0.000	0.000	0.000		0.001	-	-								0.014		
1.500					-	-	0.000	0.000	0.000		1.80	-	-			-	-	0.000	0.000	0.000		0.001	-	-								0.015		
1.600					-	-	0.000	0.000	0.000		1.70	-	-			-	-	0.000	0.000	0.000		0.001	-	-								0.016		
1.700	0.000	0.000	0.000		-	-	0.000	0.000	0.000		1.60	-	-			0.000	0.000	0.000		2.70	-	-	0.000	0.000	0.000		0.001	-	-			0.017		
1.800	0.000	0.000	0.000		-	-	0.000	0.000	0.000		1.50	-	-			0.000	0.000	0.000		2.80	-	-	0.000	0.000	0.000		0.001	-	-			0.018		
1.900	0.000	0.000	0.000		-	-	0.000	0.000	0.000		1.40	-	-			0.000	0.000	0.000		2.90	-	-	0.000	0.000	0.000		0.001	-	-			0.019		
2.000	0.000	0.000	0.000		-	-	0.000	0.000	0.000		1.30	-	-			0.000	0.000	0.000		3.00	-	-	0.000	0.000	0.000		0.001	-	-			0.020		
2.200	0.000	0.000	0.000		-	-	0.000	0.000	0.000		1.10	-	-			0.000	0.000	0.000		3.20	-	-	0.000	0.000	0.000		0.001	-	-			0.022		
2.400	0.000	0.000	0.000		-	-	0.000	0.000	0.000		0.904	-	-			0.000	0.000	0.000		3.40	-	-	0.000	0.000	0.000		0.001	-	-			0.024		
2.600	0.000	0.000	0.000		-	-	0.000	0.000	0.000		0.706	-	-			0.000	0.000	0.000		3.60	-	-	0.000	0.000	0.000		0.002	-	-			0.026		
2.800	0.000	0.000	0.000		-	-	0.000	0.000	0.000		0.515	-	-			0.000	0.000	0.000		3.80	-	-	0.000	0.000	0.000		0.011	-	-			0.028		
3.000	0.000	0.000	0.000		-	-	0.000	0.000	0.000		0.344	-	-			0.000	0.000	0.000		4.00	-	-	0.000	0.000	0.000		0.039	-	-			0.030		
3.200	0.000	0.000	0.000		-	-	0.000	0.000	0.000		0.206	-	-			0.000	0.000	0.000		4.20	-	-	0.000	0.000	0.000		0.101	-	-			0.032		
3.400	0.000	0.000	0.000		-	-	0.000	0.000	0.000		0.109	-	4			0.000	0.000	0.000		4.40	-	-	0.000	0.000	0.000		0.204	-	-			0.034		
3.600	0.000	0.000	0.000		-	-	0.000	0.000	0.000		0.052	-	-			0.000	0.000	0.000		4.60	-	-	0.000	0.000	0.000		0.347	-	-			0.036		
3.800	0.000	0.000	0.000		-	-	0.000	0.000	0.000		0.022	-	-			0.000	0.000	0.000		4.80	-	-	0.000	0.000	0.000		0.517	-	-			0.038		
4.000	0.000	0.000	0.000		-	-	0.000	0.000	0.000		0.008	-	-			0.000	0.000	0.000		5.00	-	-	0.000	0.000	0.000		0.704	-	-			0.040		
4.400	0.000	0.000	0.000		-	-	0.000	0.000	0.000		0.001	-	-			0.000	0.000	0.000		5.40	-	-	0.000	0.000	0.000		1.10	-	-			0.044		
4.800	0.000	0.000	0.000		-	-	0.000	0.000	0.000		0.001	-	-			0.000	0.000	0.000		5.80	-	-	0.000	0.000	0.000		1.50	-	-			0.048		
5.200	0.000	0.000	0.000		-	-	0.000	0.000	0.000		0.001	-	-			0.000	0.000	0.000		6.20	-	-	0.000	0.000	0.000		1.90	-	-			0.052		
Totals:					0	0						0	4	0	0						0	0						0	0	0	0	0	0	
Number of Trades:					0						0						0						0						0					

PPC (CR)

(Contract Size: 100 Securities, Exercise Style: American, Physical Delivery)

Call Options														Put Options																		
August 2023							September 2023							Other Months		August 2023							September 2023							Other Months		Exercise Price
Open price	Price max	Price min	Last price	Closing price	Volume	Open Interest	Open price	Price max	Price min	Last price	Closing price	Volume	Open Interest	Volume	Open Interest	Open price	Price max	Price min	Last price	Closing price	Volume	Open Interest	Open price	Price max	Price min	Last price	Closing price	Volume	Open Interest	Volume	Open Interest	
3.600					-	-	0.000	0.000	0.000		6.37	-	-			-	-	0.000	0.000	0.000		0.001	-	-							0.036	
3.800					-	-	0.000	0.000	0.000		6.17	-	-			-	-	0.000	0.000	0.000		0.001	-	-							0.038	
4.000					-	-	0.000	0.000	0.000		5.97	-	-			-	-	0.000	0.000	0.000		0.001	-	-							0.040	
4.400					-	-	0.000	0.000	0.000		5.57	-	-			-	-	0.000	0.000	0.000		0.005	-	-							0.044	
4.800					-	-	0.000	0.000	0.000		5.17	-	-			-	-	0.000	0.000	0.000		0.001	-	-							0.048	
5.200					-	-	0.000	0.000	0.000		4.77	-	-			-	-	0.000	0.000	0.000		0.001	-	-							0.052	
5.600					-	-	0.000	0.000	0.000		4.37	-	-			-	-	0.000	0.000	0.000		0.001	-	-							0.056	
6.000	0.000	0.000	0.000		-	-	0.000	0.000	0.000		3.97	-	-			0.000	0.000	0.000		7.00	-	-	0.000	0.000	0.000		0.001	-	-		0.060	
6.400	0.000	0.000	0.000		-	-	0.000	0.000	0.000		3.57	-	-			0.000	0.000	0.000		7.40	-	-	0.000	0.000	0.000		0.001	-	-		0.064	
6.800	0.000	0.000	0.000		-	-	0.000	0.000	0.000		3.17	-	-			0.000	0.000	0.000		7.80	-	-	0.000	0.000	0.000		0.001	-	-		0.068	
7.200	0.000	0.000	0.000		-	-	0.000	0.000	0.000		2.77	-	-			0.000	0.000	0.000		8.20	-	-	0.000	0.000	0.000		0.001	-	-		0.072	
7.600	0.000	0.000	0.000		-	-	0.000	0.000	0.000		2.38	-	-			0.000	0.000	0.000		8.60	-	-	0.000	0.000	0.000		0.003	-	-		0.076	
8.000	0.000	0.000	0.000		-	-	0.000	0.000	0.000		1.98	-	-			0.000	0.000	0.000		9.00	-	-	0.000	0.000	0.000		0.010	-	-		0.080	
8.400	0.000	0.000	0.000		-	-	0.000	0.000	0.000		1.60	-	-			0.000	0.000	0.000		9.40	-	-	0.000	0.000	0.000		0.031	-	-		0.084	
8.800	0.000	0.000	0.000		-	-	0.000	0.000	0.000		1.25	-	-			0.000	0.000	0.000		9.80	-	-	0.000	0.000	0.000		0.075	-	-		0.088	
9.200	0.000	0.000	0.000		-	-	0.000	0.000	0.000		0.931	-	-			0.000	0.000	0.000		10.20	-	21	0.000	0.000	0.000		0.157	-	-		0.092	
9.600	0.000	0.000	0.000		-	22	0.000	0.000	0.000		0.659	-	60			0.000	0.000	0.000		10.60	-	43	0.000	0.000	0.000		0.284	-	-		0.096	
10.000	0.000	0.000	0.000		-	83	0.000	0.000	0.000		0.444	-	45			0.000	0.000	0.000		11.00	-	11	0.000	0.000	0.000		0.469	-	-		0.100	
11.000	0.000	0.000	0.000		-	67	0.000	0.000	0.000		0.130	-	7			0.000	0.000	0.000		12.00	-	1	0.000	0.000	0.000		1.16	-	-		0.110	
12.000	0.000	0.000	0.000		-	5	0.000	0.000	0.000		0.028	-	21			0.000	0.000	0.000		13.00	-	-	0.000	0.000	0.000		2.06	-	-		0.120	
13.000	0.000	0.000	0.000		-	-	0.000	0.000	0.000		0.004	-	-			0.000	0.000	0.000		14.00	-	-	0.000	0.000	0.000		3.04	-	-		0.130	
14.000	0.000	0.000	0.000		-	-	0.000	0.000	0.000		0.001	-	-			0.000	0.000	0.000		15.00	-	-	0.000	0.000	0.000		4.04	-	-		0.140	
15.000	0.000	0.000	0.000		-	-	0.000	0.000	0.000		0.001	-	-			0.000	0.000	0.000		16.00	-	-	0.000	0.000	0.000		5.04	-	-		0.150	
16.000	0.000	0.000	0.000		-	-	0.000	0.000	0.000		0.001	-	-			0.000	0.000	0.000		17.00	-	-	0.000	0.000	0.000		6.04	-	-		0.160	
Totals:					0	177						0	133	0	0						0	76					0	37	0	0		
Number of Trades:					0							0		0							0.00						0		0			

Lending Products	Underlying Title	Multilateral Transactions[1]					Bilateral Transactions[2]		Stock Borrowing through OTC (volume)[3]
		Open Interest[5]	Volume(Offered)	Average Weighted	Transactions volume	Average Weighted	Transactions Volume	Average Weighted	Transactions Volume
ADMIEBOR	ADMIE (IPTO) HOLDING S.A. (CR)	---	---	---	---	---	---	725,003	
AEGNBOR	AEGEAN AIRLINES (CR)	---	---	---	---	---	---	126,944	
ALPHABOR	ALPHA SERVICES HOLD (CR)	200	---	---	---	---	---	58,567,065	
ALMYBOR	ALUMIL (CR)	---	---	---	---	---	---	---	
OTOELBOR	AUTOHELLAS SA (CR)	550	---	---	---	---	---	196,172	
AVAXBOR	AVAX S.A. (CR)	---	---	---	---	---	---	---	
EEEBOR	CC HBC AG (CR)	3,539	---	---	---	---	---	49,268	
CENERBOR	CENERGY HOLDINGS (CB)	7,700	---	---	---	---	---	12,324	
ELLAKTORBOR	ELLAKTOR (CR)	7,981	---	---	---	---	---	108,785	
ELHABOR	ELVALHALCOR (CR)	12,067	---	---	---	---	---	64,887	
EUROBBOR	EUROBANK HOLDINGS (CR)	15,000	---	---	---	---	---	34,119,950	
EYDAPBOR	EYDAP S.A. (CR)	7,845	---	---	---	---	---	259,801	
FFGRPBOR	FOLLI FOLLIE (CR)	---	---	---	---	---	---	886,279	
FOYRKBOR	FOURLIS (CR)	---	---	---	---	---	---	11,287	
GEKTERNABOR	GEK TERNA (CR)	1,540	---	---	---	---	---	1,293	
SARBOR	GR. SARANTIS S.A. (CR)	1,935	---	---	---	---	---	52,858	
EXAEBOR	HELLENIC EXCHANGES-A.S.E. (CR)	4,000	---	---	---	---	---	167,048	
ELPEBOR	HELLENIQ ENERGY (CR)	1,550	---	---	---	---	---	366,082	
INTRKBOR	INTRACOM HOLDINGS (CR)	---	---	---	---	---	---	---	
INKATBOR	INTRAKAT (CR)	---	---	---	---	---	---	---	
BELABOR	JUMBO SA (CR)	21,298	---	---	1,000	4.75%	---	175,332	
LAMDABOR	LAMDA DEVELOPMENT SA (CR)	900	---	---	---	---	---	536,428	
MIGBOR	MIG (CR)	1,572	---	---	---	---	---	40,179	
MOHBOR	MOTOR OIL (CR)	19,581	---	---	---	---	---	757,510	
MYTILBOR	MYTILINEOS (CR)	22,522	---	---	---	---	---	160,720	
ETEBOR	NATIONAL BANK (CR)	541	---	---	---	---	---	8,977,900	
OPAPBOR	OPAP (CR)	2,000	---	---	---	---	---	1,563,804	
HTOBOR	OTE (CR)	1,142	---	---	---	---	---	1,887,055	
PPABOR	P.P.A. S.A. (CR)	---	---	---	---	---	---	65,287	
TPEIRBOR	PIRAEUS FINANCIAL HOLD (CR)	5,000	---	---	---	---	---	1,387,427	
PPCBOR	PPC (CR)	3,000	---	---	---	---	---	1,874,588	

## Stock Lending Notes

[1] - Multilateral contracts Lending or Borrowing as per Methods 8-1, 8-2 and 8-3-3 (According to ATHEX BoD Resolution No.17)

[2] - Bilateral Contracts Lending or Borrowing as per Methods 8-3-1 and 8-3-2 (According to ATHEX BoD Resolution No.20 )

[3] - The information concerning OTC Stock Borrowing Transactions is based on the statements of the Dematerialised Securities System (DSS) operators involved and refers to volumes that have been registered up until the previous working day.

[4] - Average Price (Volume weighted)

[5] - The Data concerning Open Interest before the start of trading session

Lending Products	Underlying Title	Open Interest[5]	Multilateral Transactions[1]				Bilateral Transactions[2]		Stock Borrowing through OTC (volume)[3]	
			Volume(Offered)	Average Weighted	Transactions volume	Average Weighted	Transactions Volume	Average Weighted	Transactions Volume	
QUALBOR	QUALITY & RELIABILITY SA (CR)	---	---	---	---	---	---	---	---	
QUESTBOR	QUEST HOLDINGS (CR)	300	---	---	---	---	---	---	31,564	
TENERGYBOR	TERNA ENERGY (CR)	---	---	---	---	---	---	---	764,931	
TITCBOR	TITAN CEMENT (CB)	3,000	---	---	---	---	---	---	302,645	
VIOBOR	VIOHALCO SA/NV (CB)	8,954	---	---	---	---	---	---	---	

## Stock Lending Notes

[1] - Multilateral contracts Lending or Borrowing as per Methods 8-1, 8-2 and 8-3-3 (According to ATHEX BoD Resolution No.17)

[2] - Bilateral Contracts Lending or Borrowing as per Methods 8-3-1 and 8-3-2 (According to ATHEX BoD Resolution No.20 )

[3] - The information concerning OTC Stock Borrowing Transactions is based on the statements of the Dematerialised Securities System (DSS) operators involved and refers to volumes that have been registered up until the previous working day.

[4] - Average Price (Volume weighted)

[5] - The Data concerning Open Interest before the start of trading session

## Sectors codification for listed companies

12003-	ETF	10101010	Computer Services
10101015	Software	10102030	Computer Hardware
15101010	Telecommunications Equipment	15102015	Telecommunications Services
20101010	Health Care Facilities	20101025	Health Care Services
20102010	Medical Equipment	20103015	Pharmaceuticals
30101010	Banks	30202000	Diversified Financial Services
30202010	Asset Managers & Custodians	30202015	Investment Services
30204000	Closed End Investments	30302010	Full Line Insurance
30302015	Insurance Brokers	30302025	Property and Casualty Insurance
35101010	Real Estate Holding and Development	35101015	Real Estate Services
35102000	Diversified REITs	35102030	Office REITs
40201040	Rental & Leasing Services: Consumer	40202010	Home Construction
40202015	Household Furnishings	40202020	Household Appliance
40203040	Electronic Entertainment	40203045	Toys
40204020	Clothing & Accessories	40301010	Entertainment
40301030	Publishing	40301035	Radio & TV Broadcasters
40401010	Diversified Retailers	40401020	Apparel Retailers
40401025	Home Improvement Retailers	40401030	Specialty Retailers
40501010	Airlines	40501015	Travel & Tourism
40501020	Casinos & Gambling	40501025	Hotels & Motels
45101015	Distillers & Vintners	45101020	Soft Drinks
45102010	Farming Fishing Ranching & Plantations	45102020	Food Products
45103010	Tobacco	45201010	Food Retailers & Wholesalers
45201020	Personal Products	50101010	Construction
50101020	Building Roof/Wallboard and Plumbing	50101030	Cement
50101035	Building Materials: Other	50202010	Electrical Components
50203000	Diversified Industrials	50203015	Plastics
50203030	Containers & Packaging	50204000	Machinery: Industrial
50204020	Machinery: Construction & Handling	50205010	Industrial Suppliers
50205020	Back Office Support HR & Consulting	50205030	Forms & Bulk Printing Services
50206015	Commercial Vehicles & Parts	50206030	Marine Transportation
50206060	Transportation Services	55101000	Diversified Materials
55101020	Textile Products	55102000	General Mining
55102010	Iron & Steel	55102015	Metal Fabricating
55102035	Aluminum	60101020	Oil Refining and Marketing
65101010	Alternative Electricity	65101015	Conventional Electricity
65102030	Water		



**ATHEX**  
Athens Stock Exchange

Λεωφ. Αθηνών 110 104 42 Αθήνα  
110, Athinon Ave. GR 104 42 Athens  
tel. (+30)210-33.66.800, fax (+30)210-33.66.101  
[www.athexgroup.gr](http://www.athexgroup.gr)