


23

Ημερήσιο Δελτίο
Συναλλακτικής Δραστηριότητας

Daily Official List
of Trading Activity

Thursday, 17 August, 2023
Year: 144 Trading Day No: 155



ATHEXGROUP
Athens Exchange Group

Disclaimer:

Hellenic Exchanges-Athens Stock Exchange S.A endeavours to ensure that the data and other material ("Information") presented on the Daily Official List are accurate and complete, but it is not liable for any errors or omissions of data or /and for the accuracy, credibility, updating and completeness of the aforesaid information nor it has any liability arising directly or indirectly from the use of the above Information.

The Company is not liable for the accuracy of the data included in listed companies' announcements. Only the sender of such an announcement is fully and solely liable for any infringement of third party's rights from the content of such announcement. All contents of the Daily Official List are provided only for information purposes and do not constitute investment advice or solicitation to invest in securities or other products listed for trading on the Exchange.

You acknowledge and agree that the Company is the owner of any property rights related to any Information appearing on the Daily Official List including intellectual property rights copyright, trademarks, etc.

The above data are a property of the Hellenic Exchanges-Athens Exchange and are copyright protected. Users are forbidden to reproduce, modify, copy, sale, transmit or redistribute, by all reproduction means and methods, part or the whole of the above data, without reference to their source.

The commercial exploitation of these data is, also, forbidden by third parties. Hellenic Exchanges-Athens Exchange does not carry any responsibility, direct or indirect, derived from usage or accidental alteration of the above data when used by third parties.

Hellenic Exchanges – Athens Stock Exchange S.A.

110 Athinon Ave., 10442 Athens, Tel: (210) 33.66.800, Fax: (210) 32.13.938

www.athexgroup.gr

Thessalonica Stock Exchange Center (T.S.E.C)

16-18 Katouni Str., Thessalonica 546 25 Tel: (2310) 567.667, Fax: (2310) 530.545

Athex Members Guarantee Fund

14-16 Fidiou Str., Athens 106 78, Tel: (210) 33.04.682, Fax: (210) 33.04.155

Hellenic Republic Capital Market Commission

1 Kolokotroni Str. & 1 Stadiou Str., Athens 10562 Tel: (210) 33.77.100 Fax: (210) 33.77.173

Table of Contents

Section 1: Statistical Figures of Securities, Derivatives and Lending

Summary of Markets

Athex Indices

Analytic Figures for Athex Market's Boards and Categories

Trading Details by Athex Sectors and Financial Instruments (ETFs)

Top 10 best & worst performing Shares

Derivatives Summary

Section 2: Analytic Figures of Shares Transactions

Analytic Figures of Shares Transactions

Shares' Notes

Section 3: Figures of Securities Transactions

Securities Blocks Details

Shares Rights Details

Stock Borrowing

Forced Sales Details

Forced Sales Registered Shares

Exchange Traded Funds (ETFs) Characteristics

Section 5: Bonds traded in Fixed Income Assets Market

Convertible Corporate Bonds - Regulated Market

Non Convertible Corporate Bonds - Regulated Market

Government Bonds

Treasury Bills & Zero Coupon Government Bonds

Government Bonds Traded with the Open Outcry Method

State Banks Bonds

Section 6: Additional Infos

Athex & ATHEXClear Members List

List of Stocks under Market Making operations

Section 7: Derivatives Market Analytic Figures

Index Futures

Stock Futures

Index Options

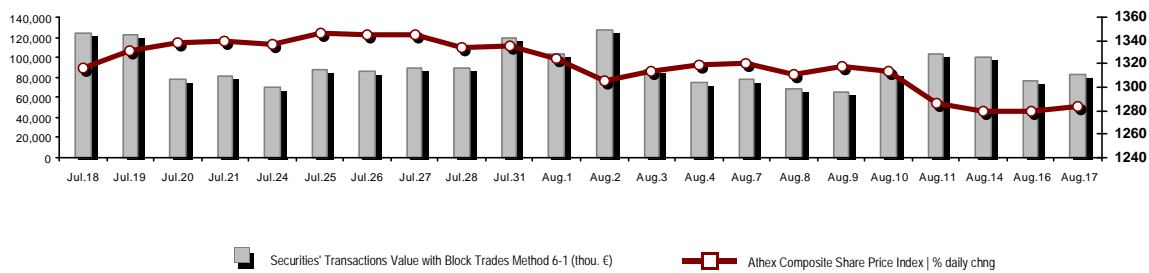
Stock Options

Stock Lending Analytic Figures

Appendix A: Sectors codification for listed companies

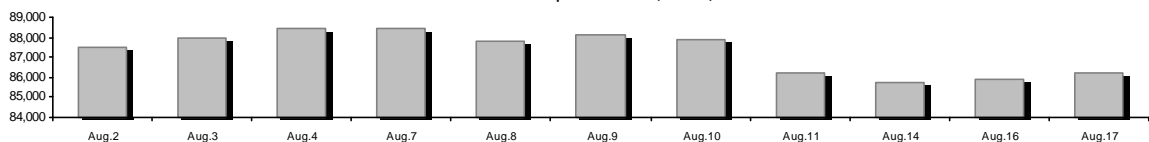
Summary of Markets

Athex Composite Share Price Index vs Shares and Derivatives Transactions Value

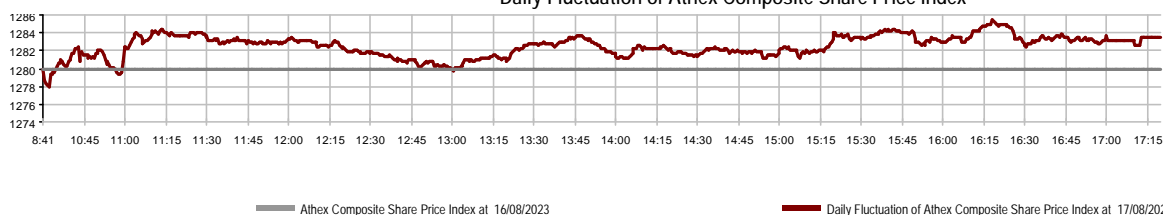


Athex Capitalisation (mill. €) **:	86,223.72		Derivatives Total Open Interest	511,334
Daily change: mill. € %	285.34	0.33%	in Index Futures % daily chng	6,310 -3.16%
Yearly Avg Capitalisation: mill. € % chng prev year Avg	78,327.82	24.21%	in Stock Futures % daily chng	501,559 -0.17%
Athex Composite Share Price Index % daily chng	1,283.43	0.27%	in Index Options % daily chng	2,470 4.40%
Athex Composite Share Price Index Capitalisation (mill. €)	79,012.13		in Stock Options % daily chng	995 1.22%
Daily change (mill. €)	276.22			
Securities' Transactions Value with Block Trades Method 6-1 (t)	83,300.05		Derivatives Contracts Volume:	19,428
Daily change: %	6,608.70	8.62%	Daily change: pieces %	68 0.35%
YTD Avg Trans. Value: thou. € % chng prev year Avg	105,139.24	45.52%	YTD Avg Derivatives Contracts % chng prev year Avg	44,810 30.45%
Blocks Transactions Value of Method 6-1 (thou. €)	6,526.05		Derivatives Trades Number:	1,385
Blocks Transactions Value of Method 6-2 & 6-3 (thou. €)	0.00		Daily change: number %	33 2.44%
Bonds Transactions Value (thou.€)	472.16		YTD Avg Trades number % chng prev year Avg	2,347 14.25%
Securities' Transactions Volume with Block Trades Method 6-1 (tho)	19,898.61		Lending Total Open Interest	151,075
Daily change: thou. pieces %	1,592.77	8.70%	Daily change: pieces %	4,298 2.93%
YTD Avg Volume: % chng prev year Avg	35,783.08	26.22%	Lending Volume (Multilateral/Bilateral)	2,642
Blocks Transactions Volume of Method 6-1 (thou. Pieces)	931.15		Daily change: pieces %	-14,658
Blocks Transactions Volume of Method 6-2 & 6-3 (thou. Pieces)	0.00		Multilateral Lending	2,642
Bonds Transactions Volume	496,000		Bilateral Lending	0
Securities' Trades Number with Block Trades Method 6-1	38,089		Lending Trades Number:	6
Daily change: number %	1,137	3.08%	Daily change: %	-6
YTD Avg Trades number % chng prev year Avg	35,997	22.37%	Multilateral Lending Trades Number	6
Number of Blocks Method 6-1	14		Bilateral Lending Trades Number	0
Number of Blocks Method 6-2 & 6-3	0			
Number of Bonds Transactions	132			

Athex Capitalisation (mill. €) **



Daily Fluctuation of Athex Composite Share Price Index



Athex Indices

Index name	17/08/2023	16/08/2023	pts.	%	Min	Max	Year min	Year max	Year change
Athex Composite Share Price Index	1,283.43 #	1,279.96	3.47	0.27%	1,277.96	1,285.41	929.79	1,351.68	38.03% #
Athex ESG Index	1,461.11 #	1,455.28	5.83	0.40%	1,450.78	1,464.34	1,057.52	1,541.00	38.14% #
FTSE/Athex Large Cap	3,106.85 #	3,096.25	10.60	0.34%	3,086.44	3,114.77	2,250.77	3,280.71	37.99% #
FTSE/Athex Mid Cap Index	2,119.80 #	2,113.29	6.51	0.31%	2,110.77	2,120.68	1,411.43	2,224.46	50.19% #
FTSE/ATHEX High Dividend Yield Index	3,898.15 #	3,893.34	4.81	0.12%	3,885.55	3,909.21	3,028.28	4,088.01	28.72% #
FTSE/ATHEX Global Traders Index Plus	3,939.77 #	3,927.90	11.87	0.30%	3,919.01	3,949.16	2,616.09	4,076.89	50.60% #
FTSE/ATHEX Mid & Small Cap Factor-Weighted Ind	5,868.19 #	5,803.12	65.07	1.12%	5,791.79	5,878.23	4,353.12	5,946.34	33.50% #
ATHEX Select Index Plus	4,528.63 #	4,527.54	1.09	0.02%	4,512.27	4,533.83	3,071.06	4,762.60	47.46% #
ATHEX Select Index	6,911.73 #	6,822.55	89.18	1.31%	6,813.88	6,915.34	4,343.88	7,125.71	59.11% #
FTSE/Athex Market Index	741.60 #	739.08	2.52	0.34%	736.98	743.31	539.21	780.89	37.50% #
Athex Composite Index Total Return Index	2,318.21 #	2,311.93	6.28	0.27%	2,308.33	2,321.78	1,641.17	2,440.14	41.25% #
FTSE/Athex Large Cap Total Return	5,083.39 #	5,066.05	17.34	0.34%			3,623.42	5,338.50	41.17% #
FTSE/Athex Mid Cap Total Return	2,841.25 #	2,832.52	8.73	0.31%			1,881.61	2,956.50	52.95% #
Hellenic Mid & Small Cap Index	1,909.64 #	1,901.89	7.75	0.41%	1,900.62	1,912.95	1,365.14	2,011.62	39.89% #
FTSE/Athex Banks	1,038.64 #	1,037.17	1.47	0.14%	1,027.13	1,042.49	640.09	1,117.78	62.15% #
FTSE/Athex Financial Services	1,277.36 #	1,265.01	12.35	0.98%	1,265.01	1,284.77	672.72	1,514.55	86.36% #
FTSE/Athex Industrial Goods & Services	8,063.86 #	8,003.67	60.19	0.75%	7,969.35	8,083.26	4,603.86	8,587.35	73.85% #
FTSE/Athex Retail	1,268.08 #	1,265.12	2.96	0.23%	1,256.69	1,269.09	901.21	1,375.58	40.71% #
FTSE/ATHEX Real Estate	4,448.91 €	4,483.73	-34.82	-0.78%	4,433.98	4,502.22	3,750.22	4,816.41	9.23% #
FTSE/Athex Consumer Goods & Services	15,031.94 €	15,061.24	-29.30	-0.19%	14,803.44	15,156.88	8,974.47	15,933.11	64.14% #
FTSE/Athex Food & Beverage	10,117.90 €	10,119.46	-1.56	-0.02%	10,051.63	10,204.20	8,101.49	11,188.59	19.51% #
FTSE/Athex Basic Resources	9,709.91 €	9,753.66	-43.75	-0.45%	9,701.48	9,778.06	6,463.31	10,531.72	49.63% #
FTSE/Athex Construction & Materials	4,572.42 #	4,552.40	20.02	0.44%	4,541.98	4,584.69	3,204.90	4,808.27	42.67% #
FTSE/Athex Energy	5,130.38 €	5,131.48	-1.10	-0.02%	5,120.87	5,188.95	4,780.16	5,856.79	2.00% #
FTSE/Athex Travel & Leisure	2,823.27 €	2,847.32	-24.05	-0.84%	2,819.96	2,848.55	2,196.17	3,038.64	27.33% #
FTSE/Athex Technology	2,965.55 #	2,954.85	10.70	0.36%	2,944.72	2,965.55	2,047.81	3,054.30	44.36% #
FTSE/Athex Telecommunications	3,975.73 #	3,883.03	92.70	2.39%	3,844.12	4,011.24	3,511.53	4,415.99	-2.36% €
FTSE/Athex Utilities	5,558.73 #	5,472.26	86.47	1.58%	5,453.35	5,559.62	4,598.77	6,190.27	20.87% #
FTSE/Athex Health Care	476.02 #	475.19	0.83	0.17%	464.03	478.77	387.42	504.88	13.64% #
FTSE/Athex Personal Products	7,959.95 #	7,862.98	96.97	1.23%	7,862.98	8,198.11	6,441.87	8,386.11	20.49% #
Athex All Share Index	301.65 #	300.65	1.00	0.33%	301.65	301.65	231.11	314.56	31.02% #
MSCI GREECE REBASED	4,907.24 #	4,882.69	24.55	0.50%	4,861.68	4,923.74	4,125.04	5,209.29	--- -
Hellenic Corporate Bond Index	124.95 #	124.90	0.05	0.04%			118.78	125.04	5.01% #
Hellenic Corporate Bond Price Index	88.51 #	88.48	0.03	0.03%			85.96	88.63	2.65% #

Note 1: FTSE/Med 100, Hellenic Corporate Bond Price Index and Hellenic Corporate Bond Index closing prices refer to the previous trading day of 14/08/2023.

Note 2: The Hellenic Mid & Small Cap Index is a Customized index calculated by the Athens Exchange.

Analytic Figures for Athex Market's Boards and Categories

	Total Traded Securities	Main Market	Surveillance	Exchange Traded Funds (ETFs)
Totals	124	113	11	0
Gain / Lose / Same:	49 / 37 / 38	49 / 36 / 28	0 / 1 / 10	0 / 0 / 0
Athex Capitalisation (mill. €) **	86,223.72	85,820.35	403.37	
Daily Average Trans/ons Value(thou.€)	105,139.24	104,886.17	243.12	51.17
Transactions Value	83,300.05	83,146.75	153.30	0.00
Main Board:	76,774.00	76,620.70	153.30	0.00
Blocks Board 6_2_3:	6,526.05	6,526.05	0.00	0.00
Forced Sales Board:	0.00	0.00	0.00	0.00
Special Terms Board:	0.00	0.00	0.00	0.00
Daily Average Transactions Volume	35,783,080	34,797,416	990,124	1,794
Transactions Volume	19,898,612	19,518,639	379,973	0
Main Board:	18,967,464	18,587,491	379,973	0
Blocks Board 6_2_3:	931,148	931,148	0	0
Forced Sales Board:	0	0	0	0
Special Terms Board:	0	0	0	0
Daily Average Number of Trades	35,997	35,774	221	3
Number of Trades	38,089	37,978	111	0
Main Board:	38,075	37,964	111	0
Blocks Board 6_2_3:	14	14	0	0
Forced Sales Board:	0	0	0	0
Special Terms Board:	0	0	0	0

Trading Details by Athex Sectors and Financial Instruments (ETFs)

Code	Sectors	Gain / Lose / Same	Number of Trades	Transactions Volume	Transactions Value	% of Total Trans. Value
3010	- Banks	4 / 0 / 2	13,216	14,094,439	34,982,924.28	42.00%
5510	- Basic Resources	4 / 3 / 5	911	237,792	853,638.72	1.02%
5010	- Construction & Materials	7 / 3 / 4	3,280	1,439,979	4,209,545.21	5.05%
4020	- Consumer Products & Services	4 / 3 / 1	1,668	244,141	4,340,428.57	5.21%
6010	- Energy	3 / 1 / 0	1,516	139,434	1,901,984.53	2.28%
12000	- Financial Instruments	0 / 0 / 0	---	---	---	---
3020	- Financial Services	2 / 2 / 1	420	64,005	350,193.86	0.42%
4510	- Food Beverage & Tobacco	3 / 2 / 1	195	57,052	1,240,578.05	1.49%
2010	- Health Care	2 / 0 / 1	368	168,882	255,313.85	0.31%
5020	- Industrial Goods & Services	5 / 8 / 4	2,826	554,609	7,190,650.53	8.63%
3030	- Insurance	1 / 0 / 0	45	7,519	34,526.85	0.04%
4030	- Media	0 / 1 / 1	46	31,120	15,666.30	0.02%
4520	- Personal Care, Drug & Grocery Stores	1 / 1 / 1	191	38,882	288,203.34	0.35%
3510	- Real Estate	1 / 4 / 5	635	204,629	965,381.89	1.16%
4040	- Retail	3 / 1 / 2	155	30,789	119,095.07	0.14%
1010	- Technology	4 / 3 / 4	1,081	421,296	2,859,617.53	3.43%
1510	- Telecommunications	2 / 0 / 0	2,776	548,200	7,749,310.16	9.30%
4050	- Travel & Leisure	0 / 4 / 5	3,043	776,729	6,101,446.89	7.32%
6510	- Utilities	3 / 1 / 1	5,717	839,115	9,841,542.69	11.81%

Top 10 best & worst performing Shares

Main Market

With positive Price change			With negative Price change		
	Closing price	change		Closing price	change
DOMIKI KRITIS SA (CR)	3.39	14.91% #	AVE (CR)	0.526	-4.36% €
EKTER SA (CR)	3.06	13.33% #	AEGEAN AIRLINES (CR)	12.94	-1.22% €
INTERWOOD-XYLEMPORIA (CR)	0.437	12.63% #	CPI SA (CR)	0.732	-1.08% €
CNL CAPITAL (CR)	6.8	6.25% #	PREMIA (CR)	1.3	-1.06% €
AVAX S.A. (CR)	1.598	5.97% #	GEN. COMMERCIAL & IND.SA (CR)	1.9	-1.04% €
ELLAKTOR (CR)	2.44	4.95% #	TITAN CEMENT (CB)	18.4	-0.97% €
INTERLIFE G.C.I.(CR)	4.68	4.46% #	ELVALHALCOR (CR)	2.1	-0.94% €
SPACE HELLAS SA (CR)	8.58	3.87% #	LAMDA DEVELOPMENT SA (CR)	6.69	-0.89% €
AUSTRIACARD (CB)	14.5	3.57% #	ADMIE (IPTO) HOLDING S.A. (CR)	2.33	-0.85% €
UNIBIOS (CR)	1.165	3.56% #	OPAP (CR)	15.21	-0.78% €
With the highest Transactions Value			With the highest Transactions Volume		
	Value (thou. €)	change		Volume	change
PIRAEUS FINANCIAL HOLD (CR)	14,231.82	0.00% -	ALPHA SERVICES HOLD (CR)	4,876,211	0.24% #
NATIONAL BANK (CR)	8,046.14	0.16% #	PIRAEUS FINANCIAL HOLD (CR)	4,315,971	0.00% -
OTE (CR)	7,724.60	2.38% #	EUROBANK HOLDINGS (CR)	3,612,046	0.13% #
ALPHA SERVICES HOLD (CR)	7,209.42	0.24% #	NATIONAL BANK (CR)	1,288,753	0.16% #
TERNA ENERGY (CR)	6,395.19	0.25% #	OTE (CR)	545,266	2.38% #
MYTILINEOS (CR)	5,545.90	0.90% #	TERNA ENERGY (CR)	398,118	0.25% #
EUROBANK HOLDINGS (CR)	5,470.90	0.13% #	PPC (CR)	304,743	2.68% #
OPAP (CR)	4,578.42	-0.78% €	OPAP (CR)	300,134	-0.78% €
JUMBO SA (CR)	4,104.87	-0.37% €	EKTER SA (CR)	281,094	13.33% #
PPC (CR)	3,005.91	2.68% #	INTRAKAT (CR)	273,541	0.00% -

Note: Stocks that are not included in the "Under Supervision" category, and the transactions value is more than 10,000 €.

Derivatives Summary

	Number of Trades	Volume	Open Interest
Index Futures	278	2,442	6,310
FTSE/Athex Banks	2	25	1,938
FTSE/Athex Large Cap	270	2,257	4,169
MSCI GREECE REBASED	6	160	203
Stock Futures	1,103	16,940	501,559
ADMIE (IPTO) HOLDING S.A. (CR)	14	142	18,625
AEGEAN AIRLINES (CR)	29	120	5,539
ALPHA SERVICES HOLD (CR)	197	8,332	219,011
AUTOHELLAS SA (CR)	1	4	144
AVAX S.A. (CR)	3	7	1,656
CC HBC AG (CR)	22	168	932
CENERGY HOLDINGS (CB)	11	81	6,382
ELLAKTOR (CR)	18	90	715
ELVALHALCOR (CR)	4	7	2,240
EUROBANK HOLDINGS (CR)	35	1,157	42,862
EYDAP S.A. (CR)	7	15	1,797
FOURLIS (CR)	4	13	812
GEK TERNA (CR)	13	49	6,944
HELLENIC EXCHANGES-A.S.E. (CR)	7	55	8,179
HELLENIQ ENERGY (CR)	13	29	1,610
INTRACOM HOLDINGS (CR)	13	52	3,839
INTRAKAT (CR)	79	220	7,233
JUMBO SA (CR)	6	18	290
LAMDA DEVELOPMENT SA (CR)	22	39	5,447
MIG (CR)	2	10	66
MOTOR OIL (CR)	14	21	1,808
MYTILINEOS (CR)	16	52	3,865
NATIONAL BANK (CR)	85	611	18,830
OPAP (CR)	30	190	2,455
OTE (CR)	70	219	11,600
P.P.A. S.A. (CR)	0	0	293
PIRAEUS FINANCIAL HOLD (CR)	187	4,392	79,899
PPC (CR)	137	610	29,396
QUEST HOLDINGS (CR)	0	0	174
TERNA ENERGY (CR)	61	226	13,021
TITAN CEMENT (CB)	0	0	724
VIOHALCO SA/NV (CB)	3	11	5,171
Index Options	3	41	2,470
FTSE/Athex Large Cap	3	41	2,470
Stock Options	1	5	995
ALPHA SERVICES HOLD (CR)	0	0	34
NATIONAL BANK (CR)	0	0	331
OPAP (CR)	0	0	136
OTE (CR)	1	5	67
PIRAEUS FINANCIAL HOLD (CR)	0	0	4
PPC (CR)	0	0	423
Total Derivatives Traded	1,385	19,428	511,334

Number of Outstanding Securities	Nominal Value	Dividends [1] 2020 2021 2022	Date of Last Dividend [2]	Last Coupon Right	Note	Shares	Closing price	% change	Previous closing price/date	Open price	Price min	Price max	Last price	Avg price	Last Bid [7]	Last Ask [7]	P/E after tax	Year	Volume	Trades	Transactions Value[8]	Company Mkt Value (thou. €)	Year low	Year high	Sector[4]
2,348,908,567	0.290	-- --	07/04/2008	18/04/2017	--	ALPHA SERVICES HOLD (CR)	1.485	0.24 p	1.4815 16/08/2023	1.4815	1.468	1.492	1.485	1.478	1340@1.48	19318@1.49	--	--	4,876,211	2,793	7,209,423.82	3,488,129.22	1.0015	1.682	30101010
18,176,934	1.00	-- --	0.05 10/07/2023	27/01/2023	--	AUSTRIACARD (CB)	14.5	3.57 p	14 16/08/2023	13.8	13.7	14.6	14.5	14.222	675@14.20	732@14.60	--	--	20,031	197	284,884.70	263,565.54	10.4	15.4	10101010
48,624,764	0.080	0.23 0.46	0.65 24/04/2023	05/12/2022	--	AUTOHELLAS SA (CR)	12.9	1.42 p	12.72 16/08/2023	12.44	12.44	12.92	12.9	12.811	126@12.78	6@12.90	--	--	10,197	244	130,637.08	627,259.46	10.06	14.76	40201040
190,162,681	--	--	0.05 19/06/2023	07/12/2016	--	CENERGY HOLDINGS (CB)	6.5	-0.46 e	6.53 16/08/2023	6.49	6.44	6.58	6.5	6.496	6@6.49	1676@6.50	--	--	186,084	579	1,208,802.09	1,236,057.43	3.0015	7.15	50202010
372,553,049	6.70	0.64 0.71	0.78 25/05/2023	29/04/2013	--	CC HBC AG (CR)	26.95	-0.04 e	26.96 16/08/2023	27.05	26.77	27.19	26.77	27.054	1000@26.78	2558@26.94	--	--	42,364	131	1,146,105.630	0,404,304.67	21.54	29.91	45101020
3,710,677,508	0.220	-- --	0.25 02/05/2008	20/05/2019	--	EUROBANK HOLDINGS (CR)	1.517	0.13 p	1.515 16/08/2023	1.505	1.5	1.5305	1.517	1.515	18300@1.52	60@1.52	--	--	3,612,046	2,422	5,470,903.85	5,629,097.78	1.0495	1.72	30101010
52,131,944	1.00	-- 0.1102	0.11 29/06/2023	23/07/2019	--	FOURLIS (CR)	4.495	-0.11 e	4.5 16/08/2023	4.46	4.46	4.51	4.5	4.495	400@4.47	256@4.50	--	--	15,468	81	69,525.16	234,333.09	3.26	5	40401010
305,635,185	2.18	0.1 0.1	0.3 28/06/2023	01/10/2003	--	HELLENIO ENERGY (CR)	7.99	0.38 p	7.96 16/08/2023	8.08	7.93	8.11	7.99	8.001	1@7.97	200@8.00	--	--	58,602	322	468,854.91	2,442,025.13	6.93	8.68	60101020
83,600,000	0.760	-- --	0.03 03/07/2007	17/07/2023	--	INTRACOM HOLDINGS (CR)	2.11	1.69 p	2.075 16/08/2023	2.07	2.06	2.11	2.11	2.084	10@2.08	1000@2.12	--	--	88,208	191	183,795.89	176,396.00	1.678	2.36	10101010
160,523,985	0.300	-- --	0.12 12/08/2008	30/12/2022	--	INTRAKAT (CR)	3.18	-- r	3.18 16/08/2023	3.195	3.135	3.195	3.18	3.16	96@3.17	3713@3.18	--	--	273,541	455	864,415.02	510,466.27	1.366	3.31	50101010
136,059,759	0.880	0.77 0.77	-- 21/03/2023	05/03/2014	--	JUMBO SA (CR)	27	-0.37 e	27.1 16/08/2023	27.1	26.56	27.3	27	27.03	69@26.98	718@27.02	--	--	151,862	1,203	4,104,873.18	3,673,613.49	15.61	28.78	40203045
176,736,715	0.300	-- --	0.30 30/05/2007	27/11/2019	--	LAMDA DEVELOPMENT SA (CR)	6.69	-0.89 e	6.75 16/08/2023	6.74	6.66	6.79	6.69	6.718	14@6.68	3148@6.70	--	--	96,901	401	651,009.83	1,182,368.62	5.505	7.42	35101010
24,377,795	0.230	-- --	0.04 03/07/2023	08/06/2022	--	PROFILE SA (CR)	4.33	-- r	4.33 16/08/2023	4.35	4.3	4.36	4.33	4.322	40@4.32	1398@4.34	--	--	40,715	152	175,963.30	105,555.85	2.575	4.96	10101010
107,222,688	0.440	-- (0.5667)	0.2 20/06/2023	16/03/2022	--	QUEST HOLDINGS (CR)	6.19	0.65 p	6.15 16/08/2023	6.17	6.17	6.2	6.19	6.185	82@6.18	10@6.19	--	--	12,307	92	76,123.20	663,708.44	4.655	6.73	10101010
78,325,475	--	-- --	0.6 28/06/2023	23/07/2019	--	TITAN CEMENT (CB)	18.4	-0.97 e	18.58 16/08/2023	18.5	18.3	18.52	18.4	18.449	120@18.30	488@18.40	--	--	24,713	306	455,918.04	1,441,188.74	12.04	19.44	50101030
259,189,761	0.02	0.1 0.1	0.12 19/06/2023	26/02/2016	--	VIOHALCO SANV (CB)	6.23	-0.32 e	6.25 16/08/2023	6.25	6.2	6.26	6.23	6.236	520@6.21	774@6.24	--	--	80,473	362	501,865.77	1,614,752.21	3.995	7	55102015
144,321,516	0.300	-- --	0.07 19/06/2023	22/01/2020	--	AVAX S.A. (CR)	1.598	5.97 p	1.508 16/08/2023	1.51	1.51	1.61	1.598	1.573	1200@1.59	2620@1.60	--	--	237,579	518	373,801.88	230,625.78	0.748	1.786	50101010
232,000,000	2.12	0.1069 0.0854	0.0682 29/08/2022	19/06/2017	--	ADMIE (IPTO) HOLDING S.A. (CR)	2.33	-0.85 e	2.35 16/08/2023	2.34	2.33	2.345	2.33	2.337	5728@2.33	1900@2.34	18.58	2022	106,503	233	248,852.16	540,560.00	1.64	2.52	65101015
90,167,100	0.500	-- --	0.03 03/06/2019	24/05/2021	--	AEGEAN AIRLINES (CR)	12.94	-1.22 e	13.1 16/08/2023	13.1	12.76	13.14	12.94	12.881	353@12.86	2383@12.94	--	--	100,561	693	1,295,330.40	1,166,762.27	5.27	13.58	40501010
103,423,291	0.570	-- --	0.01 01/08/2011	06/09/2022	--	GEK TERNA (CR)	13.3	-0.30 e	13.34 16/08/2023	13.38	13.24	13.46	13.3	13.348	237@13.28	120@13.30	--	--	45,491	309	607,229.70	1,375,529.77	10.42	14.84	50101010
382,000,000	2.48	-- --	-- 20/07/2015	12/12/2001	--	PPC (CR)	9.96	2.68 p	9.7 16/08/2023	9.7	9.655	9.96	9.96	9.864	191@9.94	1411@9.96	--	--	304,743	1,450	3,005,905.93	3,804,720.00	6.6	11.22	65101015
914,715,153	1.00	-- --	0.16 16/05/2008	29/08/2018	--	NATIONAL BANK (CR)	6.26	0.16 p	6.25 16/08/2023	6.14	6.14	6.318	6.26	6.243	79086@6.26	1934@6.26	--	--	1,288,753	2,691	8,046,137.57	5,726,116.86	3.746	6.514	30101010
375,241,586	0.390	0.01 0.03	0.06 26/06/2023	14/07/2006	--	ELVALHALCOR (CR)	2.1	-0.94 e	2.12 16/08/2023	2.15	2.1	2.15	2.1	2.115	1696@2.10	524@2.11	--	--	92,680	239	195,978.56	788,007.33	1.52	2.39	55102015
348,192,005	0.040	-- --	0.05 05/07/2011	16/07/2021	--	ELLAKTOR (CR)	2.44	4.95 p	2.325 16/08/2023	2.325	2.315	2.44	2.44	2.391	663@2.42	516@2.44	--	--	111,288	410	266,098.69	849,588.49	1.706	2.7	50101010
60,348,000	0.420	0.07 0.1515	0.1565 14/06/2023	04/08/2021	--	HELLENIC EXCHANGES-A.S.E. (CR)	5.17	0.98 p	5.12 16/08/2023	5.14	5.13	5.2	5.17	5.167	616@5.14	1000@5.19	--	--	46,558	232	240,560.22	311,999.16	3.09	6.13	30202015
106,500,000	0.600	-- 0.28	0.05 05/09/2022	13/09/2021	--	EYDAP S.A. (CR)	6.68	-- r	6.68 16/08/2023	6.66	6.6	6.69	6.68	6.638	115@6.62	862@6.68	--	--	27,772	275	184,358.95	711,420.00	6.06	7.34	65102030
110,782,980	0.750	-- 0.9054	1.6299 26/06/2023	04/11/2013	--	MOTOR OIL (CR)	21.98	-0.18 e	22.02 16/08/2023	22.02	21.9	22.24	21.98	22.043	110@21.96	955@22.14	--	--	63,268	1,108	1,394,628.16	2,435,009.90	20.84	25.82	60101020
142,891,161	0.970	0.378 0.4341	1.24 27/06/2023	07/07/2017	--	MYTILINEOS (CR)	35.7	0.90 p	35.38 16/08/2023	35.38	35.2	35.84	35.7	35.51	250@35.68	1827@35.80	--	--	156,177	1,643	5,545,897.82	5,101,214.45	19.94	37.98	50203000
370,062,741	0.300	0.55 0.6	1 06/06/2023	19/06/2023	--	OPAP (CR)	15.21	-0.78 e	15.33 16/08/2023	15.33	15.18	15.33	15.21	15.255	2571@15.21	634@15.27	--	--	300,134	2,227	4,578,423.33	5,628,654.29	13.0232	16.9242	40501020
426,247,547	2.83	0.6879 0.8231	0.5888 05/07/2023	18/06/1998	--	OTE (CR)	14.21	2.38 p	13.88 16/08/2023	13.88	13.74	14.35	14.21	14.167	1341@14.20	3874@14.22	--	--	545,266	2,731	7,724,601.60	6,056,977.64	12.57	15.81	15101015
1,250,367,223	0.930	-- --	-- 16/05/2008	14/04/2021	--	PIRAEUS FINANCIAL HOLD (CR)	3.3	-- r	3.3 16/08/2023	3.3	3.25	3.338	3.3	3.297	10203@3.29	200@3.30	--	--	4,315,971	5,283	14,231,816.31	4,126,211.84	1.43	3.596	30101010
66,850,563	0.780	0.2239 0.1493	0.1495 09/05/2023	13/06/2018	--	GR. SARANTIS S.A. (CR)	8.02	1.39 p	7.91 16/08/2023	7.91	7.91	8.27	8.02	8.022	112@7.99	200@8.25	--	--	35,215	171	282,488.66	536,141.52	6.39	8.46	45201020
118,105,090	0.300	0.3407 0.3411	0.3798 26/06/2023	05/03/2020	--	TERNA ENERGY (CR)	16.07	0.25 p	16.03 16/08/2023	16.03	15.92	16.29	16.07	16.064	1603@16.06	219@16.08	--	--	398,118	3,735	6,395,191.55	1,897,948.80	15.92	21.34	65101010

Main Market - Medium Liquidity Class

13,126,020	0.660	0.0837 0.1163	0.1158 26/07/2023	04/09/2020	--	AS COMPANY SA (CR)	2.48	0.81 p	2.46 16/08/2023	2.48	2.48	2.48	2.48	2.48	400@2.47	20@2.48	--	--	80	1	198.40	32,552.53	2.02	2.74	40401030
3,114,144	0.360	0.1558 0.3427	0.2304 29/05/2023	02/06/2020	--	ALPHA TRUST (CR)	6.85	-- r	6.85 16/08/2023	6.85	6.85	6.85	6.85	6.85	250@4.82	110@7.00	--	--	900	24	6,165.00	21,331.89	4.32	6.9	30202010
215,805,843	0.300	0.05 --	-- 30/12/2021	15/11/2022	--	ATTICA HOLDINGS (CR)	2.64	-- r	2.64 16/08/2023	2.64	2.64	2.65	2.64	2.641	1498954@2.64	15782@2.65	--	--	28,782	29	75,986.66	569,727.43	1.865	2.65	40501015

Daily Official List

Year: 144 Trading Day No: 155

Section 2: Analytic Figures of Shares Transactions

Thursday, 17 August, 2023

Number of Outstanding Securities	Nominal Value	Dividends [1]			Date of Last Coupon		Note	Shares	Closing price	% change	Previous closing price/date	Open price	Price min	Price max	Last price	Avg price	Last Bid [7]	Last Ask [7]	P/E after tax	Year	Volume	Trades	Transactions Value[8]	Company Mkt Value (thou. €)	Year low	Year high	Sector[4]	
		2020	2021	2022	Dividend [2]	Right																						
151,654,947	0.040	---	---	---	01/07/2008	21/02/2020	---	AVE (CR)	0.526	-4.36	€	0.55	16/08/2023	0.524	0.52	0.53	0.526	0.52410500@0.522	600@0.538	---	---	27,150	43	14,237.10	79,770.50	0.506	0.586	40301010
35,764,593	2.10	0.06	0.075	0.1046	02/05/2023	25/11/2019	---	BRIQ PROPERTIES (CR)	1.965	-0.51	€	1.975	16/08/2023	1.99	1.965	1.99	1.965	1.983 324@1.97	3400@1.98	---	---	19,081	45	37,844.79	70,277.43	1.9	2.11	35102030
101,123,806	0.360	---	---	---	22/07/2010	28/06/2011	---	CENTRIC HOLDINGS (CR)	0.394	1.03	€	0.39	16/08/2023	0.398	0.385	0.398	0.394	0.391 2500@0.388	1000@0.395	---	---	30,181	33	11,805.74	39,842.78	0.263	0.457	40203040
784,500	10.00	---	0.3	---	24/05/2022	31/07/2018	---	CNL CAPITAL (CR)	6.8	6.25	€	6.4	16/08/2023	6.4	6.4	7	6.8	6.651 100@6.75	1750@6.80	-(6)-	2022	10,686	100	71,069.90	5,334.60	5.9	8	30202010
10,246,800	0.300	---	---	---	06/10/2005	13/02/2002	---	CPI SA (CR)	0.732	-1.08	€	0.74	16/08/2023	0.724	0.72	0.732	0.732	0.725 270@0.724	334@0.732	---	---	19,909	85	14,428.35	7,500.66	0.548	0.892	10102030
18,680,300	0.050	---	---	---	06/07/2022	---	---	DIMAND (CR)	12.4	-0.40	€	12.45	16/08/2023	12.5	12.3	12.5	12.4	12.432 10@12.20	228@12.40	---	---	8,135	69	101,136.25	231,635.72	11	14.9	35101010
54,200,000	0.075	---	0.035	0.074	18/07/2023	23/11/2021	---	EPSILON NET (CR)	10.2	---	€	10.2	16/08/2023	10.2	10.12	10.38	10.2	10.175 50@10.08	1200@10.48	---	---	195,942	195	1,993,805.80	552,840.00	6.2	10.54	10101015
40,134,921	0.400	---	---	---	30/08/1993	26/06/2023	---	IDEAL HOLDINGS (CR)	5.49	-0.18	€	5.5	16/08/2023	5.5	5.4	5.5	5.49	5.472 50@5.42	3017@5.49	---	---	7,569	34	41,415.30	220,340.72	3.38	5.72	10102030
167,868,482	0.300	---	---	---	20/08/2007	28/11/2022	---	LAVIPHARM SA (CR)	0.708	---	€	0.708	16/08/2023	0.694	0.688	0.71	0.708	0.697 100@0.702	346@0.708	---	---	129,364	152	90,128.08	118,850.89	0.366	0.78	20103015
4,740,000	0.860	---	---	---	14/03/2003	---	---	LOGISMOS S.A. (CR)	1.35	---	€	1.35	16/08/2023	1.3	1.27	1.35	1.35	1.298 250@1.33	500@1.34	-(6)-	2022	4,950	24	6,425.66	6,399.00	0.91	1.41	10101015
17,120,280	0.940	0.06	0.06	---	27/06/2022	26/06/2023	---	LOULIS FOOD (CR)	3.41	0.89	€	3.38	16/08/2023	3.31	3.31	3.45	3.44	3.417 50@3.36	20@3.42	---	---	4,310	23	14,729.33	58,380.15	2.38	3.7	45102020
4,419,616	1.58	---	---	0.1531	10/07/2023	04/03/2015	---	MEDICON S.A (CR)	4.27	0.95	€	4.23	16/08/2023	4.23	4.22	4.37	4.27	4.318 52@4.24	100@4.28	---	---	37,268	194	160,912.22	18,871.76	3.4	4.4	20102010
468,700	2.24	3.42	---	---	03/05/2022	21/05/2004	---	MERMEREN KOMB. A.D. PR. (GDR)	38.8	---	€	38.8	16/08/2023	---	---	---	---	86@36.20	335@38.00	1.30	2022	---	---	---	18,185.56	31	59	55102000
10,500,000	0.950	---	---	---	24/06/2008	21/07/2023	---	MEVACO SA (CR)	4	4.17	€	3.84	16/08/2023	4	3.8	4	4	3.829 20@3.96	128@4.00	13.26	2022	702	11	2,688.00	42,000.00	2.52	4.22	55102015
31,317,025	0.400	---	---	---	26/04/2007	10/05/2023	---	MIG (CR)	4.02	-0.49	€	4.04	16/08/2023	4	4	4.085	4.02	4.027 65@4.01	20@4.07	---	---	3,077	26	12,392.48	125,894.44	0.987	8.4	30202000
87,127,162	0.500	---	---	---	08/06/2023	28/07/2021	---	PREMIA (CR)	1.3	-1.06	€	1.314	16/08/2023	1.308	1.3	1.318	1.3	1.308 446@1.30	700@1.31	---	---	27,330	85	35,740.11	113,265.31	1.07	1.41	35102000
27,345,120	0.280	---	---	---	18/07/2005	26/02/2014	---	QUALITY & RELIABILITY SA (CR)	0.77	---	€	0.77	16/08/2023	0.77	0.752	0.778	0.77	0.769 160@0.752	262@0.770	---	---	17,813	45	13,689.72	21,055.74	0.465	0.824	10101010
6,456,530	1.08	0.0804	0.12	0.1314	17/07/2023	02/08/2010	---	SPACE HELLAS SA (CR)	8.58	3.87	€	8.26	16/08/2023	8.18	8.04	8.64	8.58	8.421 250@8.50	145@8.58	---	---	2,934	45	24,708.56	55,397.03	5.28	10	15101010
17,190,046	0.290	---	---	---	16/11/1992	30/11/2022	---	UNIBIOS (CR)	1.165	3.56	€	1.125	16/08/2023	1.115	1.115	1.165	1.165	1.155 541@1.14	814@1.17	---	---	29,195	61	33,726.27	20,026.40	0.558	1.31	50204000
32,413,681	0.370	---	---	---	15/07/2009	11/05/2000	---	ALUMIL (CR)	3.9	---	€	3.9	16/08/2023	3.9	3.9	4.04	3.9	3.965 172@3.90	900@3.95	---	---	23,206	129	92,012.13	126,413.36	1.986	4.26	55102035
3,534,269	3.44	(0.4452)	0.8907	---	22/05/2023	19/07/2022	---	ANDROMEDA SA (CR)	7.2	-0.28	€	7.2	16/08/2023	7.2	7.12	7.34	7.2	7.186 30@7.14	159@7.20	---	2022	2,784	38	20,006.26	25,446.74	5.9	7.4	30204000
18,810,000	0.400	---	---	---	08/07/2010	14/11/2007	---	VARVERIS - MODA BAGNO SA (CR)	0.73	0.69	€	0.725	16/08/2023	0.7	0.7	0.73	0.73	0.712 602@0.695	940@0.730	---	---	785	10	559.11	13,731.30	0.6	0.8	40401025
23,986,500	1.05	---	---	---	26/06/2009	15/03/2000	---	BIOKARPET S.A.(CR)	3.28	1.24	€	3.24	16/08/2023	3.22	3.19	3.3	3.28	3.241 300@3.24	1664@3.28	---	---	9,240	50	29,949.69	78,675.72	1.5	3.47	50101035
6,325,000	0.600	---	0.19	0.153	03/07/2023	17/02/2014	---	VOYATZOGLOU (CR)	2.62	0.77	€	2.6	16/08/2023	2.6	2.6	2.62	2.62	2.611 100@2.36	100@2.60	---	---	100	2	261.10	16,571.50	1.97	2.8	50205010
24,060,000	0.300	0.035	0.055	0.075	25/04/2023	01/07/2019	---	GEN. COMMERCIAL & IND.SA (CR)	1.9	-1.04	€	1.92	16/08/2023	2.05	1.89	2.05	1.9	1.933 248@1.90	5@1.91	11.75	2022	12,210	56	23,597.49	45,714.00	1.175	2.11	50205010
15,878,748	0.480	---	---	---	10/07/2006	22/03/2004	---	DOMIKI KRITIS SA (CR)	3.39	14.91	€	2.95	16/08/2023	2.94	2.94	3.41	3.39	3.154 750@3.27	1300@3.41	---	---	210,077	378	662,574.38	53,828.96	0.71	3.41	50101010
34,720,000	0.310	---	---	---	16/06/2010	01/08/2007	---	DROMEAS SA (CR)	0.39	-2.01	€	0.398	16/08/2023	0.389	0.381	0.393	0.393	0.386 700@0.388	200@0.394	---	---	16,120	46	6,216.70	13,540.80	0.3	0.45	40202015
13,673,200	0.880	---	---	---	18/07/2008	26/07/2001	---	EVROFARMA SA (CR)	1.06	1.92	€	1.04	16/08/2023	1.06	1.03	1.06	1.06	1.057 200@1.04	10@1.06	---	---	2,399	9	2,534.97	14,493.59	0.684	1.14	45102020
11,250,000	0.520	---	0.0405	0.08	07/08/2023	09/11/2015	---	EKTER SA (CR)	3.06	13.33	€	2.7	16/08/2023	2.74	2.7	3.06	3.06	2.916 500@3.05	100@3.07	---	---	281,094	598	819,554.80	34,425.00	1.33	3.06	50101010
18,410,839	1.00	0.027	0.262	---	24/08/2022	10/09/2010	---	ELASTRON (CR)	3.63	-0.55	€	3.65	16/08/2023	3.6	3.55	3.64	3.63	3.6 300@3.58	4@3.63	---	---	9,838	58	35,416.40	66,831.35	2.21	3.82	55102010
60,295,607	0.240	---	---	---	09/07/2007	01/07/2021	---	ELGEKA SA (CR)	0.566	---	€	0.566	16/08/2023	0.566	0.566	0.566	0.566	0.56652884@0.566	2000@0.598	---	---	1,514	1	856.92	34,127.31	0.38	0.6	45201010
23,828,130	0.500	---	0.0737	---	18/07/2022	17/02/2009	---	ELINOIL S.A. (CR)	2.55	1.59	€	2.51	16/08/2023	2.5	2.5	2.55	2.55	2.523 200@2.54	80@2.55	---	---	4,032	23	10,174.10	60,761.73	1.82	2.83	60101020
19,864,886	5.60	0.672	0.672	0.672	20/04/2023	02/07/2008	---	BANK OF GREECE (CR)	17	0.89	€	16.85	16/08/2023	16.65	16.65	17	17	16.945 225@16.85	326@17.00	---	---	1,444	25	24,468.85	337,703.06	15.55	18	30101010
26,730,187	0.520	0.08	0.1	0.12	29/06/2023	01/08/2017	---	ELTON SA (CR)	2.74	0.74	€	2.72	16/08/2023	2.72	2.68	2.86	2.74	2.755 500@2.73	50@2.79	---	---	38,862	131	107,050.57	73,240.71	2.08	2.92	50205010
30,000,000	0.050	0.06	0.09	0.1	09/06/2023	11/06/2020	---	ENTERSOFT (CR)	6.08	-0.33	€	6.1	16/08/2023	6.1	5.96	6.1	6.08	6.053 1363@6.00	330@6.10	---	---	10,397	55	62,930.58	182,400.00	3.61	6.34	10101015
36,300,000	1.12	0.223	0.2186	---	14/09/2022	12/12/2007	---	THESSALONIKA WATER & SEWERAGE	3.69	0.27	€	3.68	16/08/2023	3.63	3.63	3.7	3.69	3.655 154@3.63	5@3.69	---	---	1,979	24	7,234.10	133,947.00	3.21	3.92	65102030
14,833,4																												

Daily Official List

Section 2: Analytic Figures of Shares Transactions

Number of Outstanding Securities	Nominal Value	Dividends [1]			Date of Last Coupon		Note	Shares	Closing price	% change	Previous closing price/date	Open price	Price min	Price max	Last price	Avg price	Last Bid [7]	Last Ask [7]	P/E after tax	Year	Volume	Trades	Transactions Value[8]	Company Mkt Value (thou. €)	Year low	Year high	Sector[4]	
		2020	2021	2022	Dividend [2]	Right																						
8,226,132	0.450	--	--	0.02	17/07/2023	13/10/2014	--	ILYDA S.A. (CR)	1.785	0.28 P	1.78	16/08/2023	1.78	1.76	1.8	1.785	1.781	375@1.76	195@1.79	11.43	2022	3,455	11	6,155.03	14,683.65	1.055	1.92	10101015
2,566,836	0.440	--	0.016	0.016	03/07/2023	09/01/2007	--	INTERWOOD-XYLEMPIORIA (PR)	0.4	--	0.4	16/08/2023	0.4	0.4	0.4	0.4	0.4	1950@0.366	950@0.400	--	--	1,000	1	400.00	16,315.80	0.192	0.5	50101020
34,986,430	0.440	--	--	--	25/07/2008	23/02/2010	--	INTERWOOD-XYLEMPIORIA (CR)	0.437	12.63 P	0.388	16/08/2023	0.388	0.388	0.438	0.437	0.421	500@0.431	9800@0.437	--	--	140,043	129	59,004.62	16,315.80	0.1975	0.449	50101020
18,567,912	0.590	0.12	0.24	--	05/07/2023	26/01/2021	--	INTERLIFE G.C.I.(CR)	4.68	4.46 P	4.48	16/08/2023	4.48	4.46	4.69	4.68	4.592	1080@4.60	300@4.68	--	2022	7,519	45	34,526.85	86,897.83	3.47	4.95	30302025
8,424,900	0.500	--	--	--	12/07/2010	04/07/2019	--	INTERTECH SA (CR)	1.42	-0.35 E	1.425	16/08/2023	1.43	1.4	1.43	1.42	1.405	10@1.41	380@1.42	24.52	2022	9,976	36	14,012.77	11,963.36	0.92	1.72	50205010
19,804,134	0.150	--	--	--	01/07/2004	06/11/2017	--	KEKROPS SA (CR)	1.245	--	1.245	16/08/2023	1.245	1.22	1.25	1.245	1.243	300@1.22	97@1.25	2.37	2022	803	9	998.24	24,656.15	0.903	1.4	35101010
40,219,218	0.260	--	--	--	29/08/2022	10/06/2019	--	KLOUKINAS - LAPPAS SA (CR)	0.99	0.20 P	0.988	16/08/2023	0.99	0.988	0.994	0.99	0.98953586@0.988	6536@0.990	--	--	18,023	21	17,830.17	39,817.03	0.5	0.994	50101010	
11,510,102	0.890	--	--	--	24/06/2005	06/10/1999	--	NAFPAKTOS TEXTILE (CR)	1.14	--	1.14	16/08/2023	--	--	--	--	--	240@1.11	574@1.15	--	--	--	--	--	13,121.52	0.91	1.31	55101020
21,224,340	0.420	0.0035	0.02	--	06/09/2022	25/04/2006	--	KORDELLOS BROS SA (CR)	0.654	0.61 P	0.65	16/08/2023	0.64	0.634	0.654	0.654	0.642	216@0.650	5439@0.654	5.75	2022	15,521	24	9,970.29	13,880.72	0.462	0.74	55102010
33,065,136	0.380	0.2	0.2001	--	18/08/2022	16/09/2013	--	KRI-KRI S.A. (CR)	8.52	1.43 P	8.4	16/08/2023	8.42	8.42	8.66	8.52	8.485	470@8.42	120@8.64	88.73	2022	7,930	29	67,286.16	281,714.96	6.08	9.8	45102020
7,595,160	0.600	--	--	--	10/09/2019	18/08/2010	--	KIRIAKOULIS SHIPPING SA (CR)	1.04	--	1.04	16/08/2023	1.005	1	1.04	1.04	1.004	10@1.01	125@1.04	--	--	525	5	526.90	7,898.97	0.868	1.265	40501015
6,200,000	0.500	--	--	--	22/06/2010	01/11/1995	--	MINERVA KNITWEAR (CR)	0.64	-3.76 E	0.665	16/08/2023	0.665	0.6	0.665	0.645	0.634	1100@0.600	500@0.665	--	--	3,996	16	2,533.45	3,968.00	0.414	0.68	40204020
5,939,268	0.620	--	--	--	10/07/2003	03/01/2002	--	LANAKAM SA (CR)	1.29	--	1.29	16/08/2023	1.29	1.29	1.3	1.3	1.292	2000@1.22	339@1.29	--	--	120	2	155.00	7,661.66	0.716	1.4	40401020
9,819,370	0.500	--	--	--	14/08/2007	09/01/2004	--	MATHIOS REFRACTORY SA (CR)	1.44	--	1.44	16/08/2023	--	--	--	--	--	100@1.37	706@1.44	--	--	--	--	--	14,139.89	0.565	1.6	55101000
30,150,000	0.360	0.02	0.0401	0.0908	15/06/2023	25/04/2019	--	MOTODYNAMICS S.A. (CR)	3.43	1.18 P	3.39	16/08/2023	3.38	3.34	3.43	3.43	3.395	100@3.34	499@3.43	--	--	14,320	56	48,616.36	103,414.50	2.04	3.77	40401030
43,200,000	1.00	--	0.0824	--	07/09/2022	14/06/2022	--	MPL E KEDROS (CR)	2.7	--	2.7	16/08/2023	2.7	2.69	2.7	2.7	2.7	200@2.69	150@2.71	--	--	50,141	14	135,379.70	116,640.00	2.19	2.8	35102000
25,000,000	2.00	0.4	0.628	1.04	07/08/2023	08/08/2003	--	P.P.A. S.A. (CR)	20.75	-0.72 E	20.9	16/08/2023	20.85	20.7	21	20.7	20.843	72@20.70	350@20.80	9.81	2022	3,262	74	67,991.30	518,750.00	15.86	23.35	50206060
4,971,466	1.46	--	--	--	04/07/2007	08/10/2003	--	PAIRIS SA (CR)	1.285	0.39 P	1.28	16/08/2023	1.26	1.26	1.29	1.29	1.285	100@1.29	518@1.29	--	--	4,467	13	5,738.81	6,388.33	0.83	1.47	50203030
27,098,594	0.540	0.07	0.05	0.0401	22/05/2023	14/01/2021	--	PAPOUTSANIS (CR)	2.23	-1.33 E	2.26	16/08/2023	2.27	2.23	2.27	2.23	2.256	1213@2.23	150@2.25	20.14	2022	2,153	19	4,857.76	60,429.86	2.22	2.51	45201020
7,070,400	0.930	0.1081	0.3242	0.2593	03/07/2023	06/05/2016	--	PETROPOULOS PETROS (CR)	8.96	-0.22 E	8.98	16/08/2023	8.98	8.9	9	8.96	8.968	28@8.90	3450@8.94	--	--	7,917	33	71,000.56	63,350.78	5.9	9.22	50206015
43,741,452	0.660	0.16	0.2723	0.2629	31/05/2023	01/11/1999	--	THRACE PLASTICS SA (CR)	4.99	-0.10 E	4.995	16/08/2023	5	4.985	5.05	4.99	5.002	2@4.99	144@5.02	--	--	6,364	93	31,832.40	218,269.85	3.76	5.68	50203015
21,912,599	0.300	--	--	0.048	18/05/2023	23/02/2007	--	REVUIL (CR)	2.15	2.87 P	2.09	16/08/2023	2.12	2.04	2.15	2.15	2.093	1180@2.13	5404@2.15	--	--	13,532	63	28,327.36	47,112.09	1.21	2.3	60101020
13,582,223	1.35	--	--	--	24/06/2008	02/02/2016	--	SIDMA STEEL (CR)	2.97	0.34 P	2.96	16/08/2023	3	2.87	3.04	2.97	2.956	180@2.90	497@2.97	--	--	3,377	31	9,983.24	40,339.20	1.85	3.3	55102010
40,693,350	5.00	--	--	--	03/07/2006	26/05/2015	--	TECHNICAL OLYMPIC SA (CR)	2.92	3.55 P	2.82	16/08/2023	2.78	2.76	2.95	2.92	2.884	50@2.91	495@2.92	--	--	28,927	102	83,427.44	118,824.58	1.76	3.12	40202010
3,048,000	0.300	--	--	--	06/07/2007	01/06/2021	--	TZIRAKIAN PROFIL (CR)	2.21	1.38 P	2.18	16/08/2023	2.21	2.21	2.21	2.21	2.21	50@2.13	500@2.20	38.71	2022	30	1	66.30	6,736.08	1.755	2.39	55102010
10,203,575	0.730	--	--	--	16/07/2007	18/10/1999	--	FIERATEX SA (CR)	0.49	--	0.49	16/08/2023	0.47	0.46	0.52	0.49	0.473	335@0.469	974@0.490	--	2022	11,444	49	5,407.91	4,999.75	0.351	0.56	55101020
8,340,750	1.16	--	--	--	25/06/2009	17/09/2018	--	HAIDEMENOS SA (CR)	0.685	--	0.685	16/08/2023	--	--	--	--	--	300@0.665	250@0.695	--	2022	--	--	--	5,713.41	0.452	0.8	50205030

Main Market - Low Liquidity Class

14,000,000	4.15	--	3.42	0.26	19/07/2023	29/06/1999	--	ALPHA REAL ESTATE SA(CR)	7.74	--	7.74	16/08/2023	7.66	7.66	8.1	8.1	7.818	30@8.10	72@8.10	--	--	78	2	609.80	108,360.00	6.68	9.22	35101015
45,033,921	0.050	--	--	--	04/06/2008	27/03/2023	--	ATTICA BANK S.A. (CR)	12.34	--	12.34	16/08/2023	12.42	12.42	12.42	12.42	12.42	248@12.42	20@12.60	--	--	14	2	173.88	555,718.59	10.62	48.75	30101010
11,869,224	0.540	0.087	0.136	0.15	03/07/2023	30/08/2019	--	FLEXOPACK SA (CR)	8.7	--	8.7	16/08/2023	8.65	8.6	8.65	8.6	8.611	400@8.25	54@8.60	--	--	42	11	361.65	103,262.25	7.45	9.45	50203030
10,500,000	4.00	0.37	0.29	0.3	16/05/2023	02/08/2016	--	INTERCONTINENTAL (CR)	6.4	--	6.4	16/08/2023	6.45	6.45	6.45	6.45	6.45	300@6.30	300@6.40	12.21	2022	48	1	309.60	67,200.00	6.15	6.85	35102000
57,434,884	1.17	--	--	--	05/06/2008	12/06/2009	--	REDS S.A. (CR)	2.39	--	2.39	16/08/2023	2.4	2.4	2.4	2.4	2.4	135@2.30	145@2.39	--	--	65	3	156.00	137,269.37	2.2	3	35101010
152,360,643	0.500	0.01	0.02	0.03	23/06/2023	10/06/2020	--	TRASTOR REAL EST. INV. CO.(CR)	1.13	5.61 P	1.07	16/08/2023	1.02	1.01	1.13	1.13	1.074	2000@1.02	600@1.13	--	--	2,047	6	2,197.57	172,167.53	0.965	1.23	35102000
15,300,000	0.300	--	--	--	30/07/2009	13/12/1999	--	ATTICA PUBLICATIONS SA (CR)	0.36	--	0.36	16/08/2023	0.36	0.36	0.36	0.36	0.36	500@0.324	1000@0.368	--	--	3,970	3	1,429.20	5,508.00	0.236	0.39	40301030
15,000,000	0.300	--	--	--	06/07/2007	18/07/2000	--	DAIOS PLASTICS SA (CR)	3.3	--	3.3	16/08/2023	--	--	--	--	--	190@3.18	40@3.54	--	--	--	--	--	49,500.00	2.92	3.54	50203015
3,307,500	0.210	--	--	--	11/08/2010	30/11/2022	--	ELVE SA (CR)	5.2	4.00 P	5	16/08/2023	5.25	4.84	5.4	5.35	5.183	35@5.25	253@5.35	20.50	2022	158	21	818.88	17,199.00	4.54	5.4	40204020
2,760,000	11.83	9.4	11	11.8																								

Number of Outstanding Securities	Nominal Value	Dividends [1]			Date of Last Coupon		Note	Shares	Closing price	% change	Previous closing price/date	Open price	Price min	Price max	Last price	Avg price	Last Bid [7]	Last Ask [7]	P/E after tax	Year	Volume	Trades	Transactions Value[8]	Company Mkt Value (thou. €)	Year low	Year high	Sector[4]	
2020	2021	2022	Dividend [2]	Right																								
6,700,000	0.800	0.179	0.047	---	24/08/2022	29/05/2014	---	MILLS KEPENOS (CR)	2.68	---	2.68	16/08/2023	---	---	---	---	200@2.46	1000@2.60	19.80	2022	---	---	---	17,956.00	1.93	2.7	45102020	
18,017,472	0.360	---	---	---	09/09/2022	28/08/2017	---	KTIMA KOSTAS LAZARIDIS SA (CR)	1.88	---	1.88	16/08/2023	---	---	---	---	220@1.73	330@1.85	---	---	---	---	---	33,872.85	1.55	1.99	45101015	
21,364,000	1.12	---	---	---	29/07/2019	08/03/2023	---	LAMPASA HOTEL SA (CR)	28.8	-0.69	€ 29	16/08/2023	28.8	28.8	28.8	28.8	100@28.80	294@29.80	---	---	50	1	1,440.00	615,283.20	20.6	29.8	40501025	
32,188,050	1.04	---	---	---	21/07/2008	20/01/2000	---	MOUZAKIS (CR)	0.685	---	0.685	16/08/2023	0.685	0.68	0.69	0.69	0.683	234@0.690	40@0.690	---	---	190	4	129.80	22,048.81	0.65	0.806	55101020
8,321,682	0.670	---	---	---	17/08/2007	23/11/1999	---	N. LEVENTERIS (CR)	0.312	---	0.312	16/08/2023	0.282	0.282	0.282	0.282	0.282	2750@0.282	1250@0.342	---	2022	250	2	70.50	3,451.93	0.22	0.364	55102010
2,160,524	0.670	---	---	---	03/12/2018	23/11/1999	---	N. LEVENTERIS (PR)	0.396	---	0.396	16/08/2023	---	---	---	---	---	12535@0.398	---	---	2022	---	---	---	3,451.93	0.218	0.434	55102010
6,340,000	0.600	0.134	0.17	0.1	09/12/2022	12/01/2023	---	NAKAS MUSIC	2.7	---	2.7	16/08/2023	2.46	2.46	2.76	2.76	2.565	47@2.60	590@2.76	---	---	16	5	41.04	17,118.00	2.16	2.98	40401030
10,080,000	3.00	1.42	1.5	1.45	11/05/2023	27/08/2001	---	TPA SA (CR)	24.5	-1.61	€ 24.9	16/08/2023	24.7	24.4	24.9	24.9	24.483	1@24.80	185@24.90	---	---	174	8	4,260.10	246,960.00	22.7	26.3	50206060
27,379,200	0.980	---	---	0.45	01/08/2023	29/08/2022	---	CRETE PLASTICS SA (CR)	16.1	---	16.1	16/08/2023	16	15.9	16.1	16.1	15.937	100@15.80	28@16.10	---	---	27	5	430.30	440,805.12	14.7	17.9	50203015
255,494,534	2.71	0.352	0.279	0.255	16/06/2023	30/09/2021	---	PRODEA (CR)	7.05	---	7.05	16/08/2023	---	---	---	---	---	226@7.10	250@7.40	---	---	---	---	---	1,801,236.46	7	8.6	35102000
4,181,450	0.500	---	---	---	21/08/2000	05/03/2002	---	FLOUR MILLS SARANTOPOULOS SA	1.16	---	1.16	16/08/2023	---	---	---	---	---	50@1.15	---	---	---	---	---	---	4,850.48	0.875	1.5	45102020

Exchange Traded Funds (ETFs)

924,675	---	---	---	---	15/06/2016	---	---	ALPHA ETF FTSE Athex Large Cap	30.95	---	30.95	16/08/2023	---	---	---	---	---	350@28.10	---	---	---	---	---	---	---	22.5	35	12003
---------	-----	-----	-----	-----	------------	-----	-----	--------------------------------	-------	-----	-------	------------	-----	-----	-----	-----	-----	-----------	-----	-----	-----	-----	-----	-----	-----	------	----	-------

Surveillance

356,314,416	0.060	---	---	---	07/07/2010	21/09/2017	5160	FRIGOGLASS SA (CR)	0.056	---	0.056	16/08/2023	0.056	0.056	0.056	0.056	0.056	4000@0.055	24504@0.056	---	---	26,000	5	1,456.00	19,953.61	0.05	0.158	50204000	
65,326,268	0.530	---	---	---	04/07/2007	19/07/2006	4750	SATO SA (CR)	0.043	---	0.043	16/08/2023	0.043	0.043	0.043	0.043	0.043	8000@0.040	14862@0.043	---	---	2,700	3	116.10	2,809.03	0.018	0.069	40202015	
13,191,620	0.620	---	---	---	04/08/2010	09/09/2002	5232	YALCO - CONSTANTINOU (CR)	0.2	---	0.2	16/08/2023	---	---	---	---	---	4500@0.180	4495@0.208	---	---	---	---	---	2,638.32	0.12	0.28	40202020	
13,000,000	1.00	---	---	---	01/08/2007	07/04/2000	5093	AKRITAS SA (CR)	0.61	---	0.61	16/08/2023	---	---	---	---	---	---	10@0.610	---	---	---	---	---	7,930.00	0.414	0.67	50101035	
221,519,681	0.300	---	---	---	02/07/2008	28/02/2011	4957	ANEK LINES SA (CR)	0.27	-1.46	€ 0.274	16/08/2023	0.272	0.27	0.272	0.27	0.27	3902@0.268	1400@0.276	---	---	181,312	36	48,990.24	60,723.70	0.177	0.3	40501015	
312,163	0.300	---	---	---	02/07/2008	28/02/2011	4959	ANEK LINES SA (PR, issue '90)	0.072	---	0.072	16/08/2023	0.079	0.079	0.079	0.079	0.079	36302@0.079	---	---	---	---	237	1	18.72	60,723.70	0.072	0.086	40501015
2,969,713	0.300	---	---	---	02/07/2008	28/02/2011	4958	ANEK LINES SA (PR, issue '96)	0.3	---	0.3	16/08/2023	0.3	0.3	0.3	0.3	0.3	1000@0.270	4@0.298	---	---	10,000	5	3,000.00	60,723.70	0.173	0.38	40501015	
17,579,754	4.16	---	---	---	18/08/2006	02/08/2010	---	BIOTER SA (CR)	0.338	---	0.338	16/08/2023	0.316	0.316	0.316	0.316	0.316	139@0.316	145@0.340	---	---	375	3	118.50	5,941.96	0.198	0.398	50101010	
54,654,600	0.050	---	---	---	01/07/1998	30/12/2022	5275	VIS SA (CR)	0.35	---	0.35	16/08/2023	0.316	0.316	0.316	0.316	0.316	1400@0.316	7000@0.340	---	2022	1,100	2	347.60	19,129.11	0.136	0.378	50203030	
51,754,364	0.300	---	---	---	23/12/2003	24/01/2007	5197	SELECTED TEXT. IND. ASSOC (CR)	0.155	---	0.155	16/08/2023	---	---	---	---	---	6680@0.140	10000@0.155	---	---	---	---	---	8,021.93	0.11	0.202	55101020	
371,337,000	0.300	---	---	---	30/05/2013	01/07/2022	---	INTRALOT (CR)	0.63	---	0.63	16/08/2023	0.63	0.63	0.63	0.63	0.63	11500@0.625	3500@0.635	---	---	155,128	46	97,730.64	233,942.31	0.565	0.765	40501020	
15,842,391	1.51	---	---	---	15/07/2009	12/05/2000	5141	BITROS HOLDING SA (CR)	0.615	---	0.615	16/08/2023	0.615	0.615	0.615	0.615	0.615	---	1000@0.610	---	---	81	1	49.82	9,743.07	0.376	0.82	55102010	
24,319,250	0.300	---	---	---	09/07/2002	04/07/2007	5165	PROODEFTIKH SA (CR)	0.486	---	0.486	16/08/2023	0.46	0.46	0.5	0.5	0.487	1600@0.460	1410@0.500	---	---	3,020	8	1,470.00	11,819.16	0.4	0.6	50101010	
28,438,268	0.070	---	---	---	21/08/2006	24/11/1999	5253	SPIROYR AGRICULTURE SA (CR)	0.22	---	0.22	16/08/2023	0.198	0.198	0.198	0.198	0.198	680@0.198	3696@0.210	---	---	20	1	3.96	6,256.42	0.144	0.24	45102010	
1,011,000	1.00	---	---	---	01/07/2004	11/12/2012	5193	TRIA ALFA SA (CR)	14.3	---	14.3	16/08/2023	---	---	---	---	---	50@12.90	40@13.90	(-6)	2022	---	---	---	14,457.30	7.6	16.9	55101020	

Suspension Status

66,948,210	0.300	---	---	---	22/09/2015	22/09/2015	5179	FOLLI FOLLIE (CR)	4.8	---	4.8	24/05/2018	---	---	---	---	---	---	---	---	---	---	---	---	321,351.41	4.8	4.8	40401030
12,417,000	0.310	---	---	---	27/08/2019	28/08/2017	5233	MLS MULTIMEDIA SA (CR)	0.57	---	0.57	12/05/2020	---	---	---	---	---	---	---	---	---	---	---	---	7,077.69	0.57	0.57	10101015
6,330,002	0.300	---	---	---	25/06/2002	15/03/2019	5278	VARVARESSOS (CR)	0.24	---	0.24	02/05/2023	---	---	---	---	---	---	---	---	---	---	---	---	1,519.20	0.16	0.25	55101020
3,961,300	1.28	---	---	---	29/06/2004	03/08/2000	5248	DUROS SA (CR)	0.25	---	0.25	24/04/2023	---	---	---	---	---	---	---	---	---	---	---	---	990.33	0.2	0.3	40204020
7,085,888	1.59	---	---	---	02/07/1996	06/09/2010	5216	ELVIEMEK (CR)	2.6	---	2.6	30/09/2019	---	---	---	---	---	---	---	---	---	---	---	---	18,423.31	2.6	2.6	35101010
7,125,216	0.650	---	---	---	01/07/2005	14/12/1999	4955	KRE.KA SA (CR)	0.28	---	0.28	06/04/2023	---	---	---	---	---	---	---	---	---	---	---	---	1,995.06	0.17	0.43	45102010
7,734,375	1.00	---	---	---	09/07/2007	07/01/2011	5277	LIVANIS SA (CR)	0.125	---	0.125	28/04/2023	---	---	---	---	---	---	---	---	---	---	---	---	966.80	0.12	0.18	40301030

Shares' Notes

Code	Note text
()	- Adjusted dividends.
*	- Last adjusted closing price.
[1]	- Net dividends.
[2]	- The "Date of Last Coupon" for New listings refers to the date company's stocks started to trade in Athex
[3]	- The Company Market Value is referred to the number of outstanding shares
[4]	- Sectors codification can be found in Appendix A
[5]	- The Market Value refers to the total number of shares listed (including their several classes) in the exchange by the company.
[6]	- P/E greater than 100
[7]	- Last view of the Order Book before the end of the trading session
[8]	- All Blocks Methods' Transactions Value are included.
4750	- Transfer to the Under Surveillance Category from 8/4/2011.
4955	- Transfer to the Surveillance Category as from 5/4/2013.
4957	- Transfer to the Surveillance Category as from 5/4/2013.
4958	- Transfer to the Surveillance Category as from 5/4/2013.
4959	- Transfer to the Surveillance Category as from 5/4/2013.
5093	- Transfer to the Surveillance Category as of 8/4/2015.
5141	- Transfer to the Surveillance Category as of 10/05/2017.
5160	- Transfer to the Surveillance Category as of 15/04/2016.
5165	- Transfer to the Surveillance Category as of 15/02/2018.
5179	- Suspension of trading as of 25/05/2018.
5193	- Transfer to the Surveillance Category as of 25/10/2018.
5197	- Transfer to the Surveillance Category as of 07/11/2018.
5216	- Suspension of trading as of 01/10/2019.
5232	- Transfer to the Under Surveillance Category from 08/04/2011.
5233	- Suspension of trading as of 13/05/2020.
5248	- Transfer to the Surveillance Category as of 06/09/20116.
5253	- Transfer to the Surveillance Category as of 14/5/2021.
5275	- Transfer to the Surveillance Category as of 09/07/2020.
5277	- Suspension of trading as of 02/05/2023.
5278	- Suspension of trading as of 03/05/2023.

Securities Blocks Details

Securities	Block Volume	Price	Block Trade Value	Time of approval	Note
OPAP (CR)	20,000	15.29	305,800.00	10:47:50	20
OTE (CR)	75,000	13.94	1,045,500.00	10:59:21	20
EUROBANK HOLDINGS (CR)	325,000	1.51	489,937.50	11:00:29	20
EPSILON NET (CR)	52,612	10.16	534,537.92	11:48:35	20
EPSILON NET (CR)	52,613	10.18	535,600.34	11:49:05	20
TERNA ENERGY (CR)	36,540	15.95	582,813.00	12:55:40	20
GR. SARANTIS S.A. (CR)	8,054	8.02	64,593.08	13:15:00	20
EPSILON NET (CR)	30,000	10.16	304,800.00	13:31:55	20
EPSILON NET (CR)	30,000	10.18	305,400.00	13:32:24	20
NATIONAL BANK (CR)	180,000	6.22	1,118,880.00	14:09:16	20
CC HBC AG (CR)	20,000	27.10	542,000.00	15:28:24	20
MPLK KEDROS (CR)	41,329	2.70	111,588.30	15:51:42	20
JUMBO SA (CR)	10,000	27.16	271,600.00	16:10:52	20
NATIONAL BANK (CR)	50,000	6.26	313,000.00	17:13:47	20

Blocks Notes

9 - Method 6-1 / Special Fees

10 - Method 6-1 / Special Fees, SDS

14 - Method 6-3 / Settlement, Incomplete Buy and Sell

18 - Method 6-2 / SPOT 1

19 - Method 6-2 / SPOT 2

20 - Method 6-1 and Method 6-1 Same Day Settlement

21 - Other Pre-agreed

Shares Rights Details

Occured date	Exercise from	Exercise until	Trading until	Rights	Price min	Price max	Closing price	Last Bid	Last Ask	Volume	Trades	Transactions Value
--------------	---------------	----------------	---------------	--------	-----------	-----------	---------------	----------	----------	--------	--------	--------------------

No Rights Transactions.

Forced Sales Details

Securities	Category of Security	Transactions Volume	Number of Trades	Transactions Value	Note
No Forced Transactions.					

Forced Sales Notes

- 1 - Compulsory Public Forced Sales
- 2 - Forced Sales of Fixed Registered Shares
- 3 - Forced Sales of Remaining Fractional Shares

Exchange Traded Funds (ETFs) Characteristics

	Transactions Date (T)	Creation / Redemption	Units (T-1)	New Units (T-1)	Redemption Units (T-1)	Units (T) [1]	Fund Assets [2]	Net Unit Price	Dividend per Unit	Dividend Date
ALPHA ETF FTSE Athex Large Cap	17/08/2023	5,000	924,675	---	---	924,675	28,683,070.00	31.0196	0.62	03/07/2023

ETFs Notes

[1] - Units (T) = Units (T-1) + New Units (T-1) - Redemption Units (T-1)

[2] - The Creation / Redemption Units of T-1 are included.

Non Convertible Corporate Bonds - Regulated Market

Num Listed Bonds	Nominal price	Issue price	Today's Rate	Exp. Date	Duration (years)	Note	Coupon		Trading Unit	Corporate Bonds	Accrued Int.	Yield.T.Mat	Price min	Price max	Closing price	Previous closing price/date	Volume	Transactions Value	Last order		Date	ear min	Year max	
							Common	Preferred											Buy / Sell	Price				
100,000	1,000.00	1,000.00	2.95	11/02/2027	5	---	4	---	1	SAFE BULKERS PARTICIPATIONS PLC (Non Convertible)	0.8194	4.9270	93.3700	93.3700	93.3700	93.2500	16/08/2023	1,000	934.52	93.0100	B	17/08/2023	89.9269	97.9500
320,000	1,000.00	1,000.00	3.40	21/07/2027	7	---	7	---	1	LAMDA DEVELOPMENT S.A. (Non Convertible)	2.9278	4.7760	93.6999	93.7000	93.7000	93.5700	16/08/2023	50,000	46,996.38	93.3201	B	17/08/2023	91.4001	95.5000
200,000	1,000.00	1,000.00	2.10	27/10/2027	7	---	6	---	1	O.P.A.P. S.A. (Non Convertible)	6.7667	3.7210	93.2298	93.2298	93.2298	93.0900	16/08/2023	1,000	939.06	91.9000	B	17/08/2023	91.3710	95.4000
200,000	1,000.00	1,000.00	1.90	23/03/2028	7	---	5	---	1	MOTOR OIL CORINTH REFINERIES SA (Non Convertible)	7.9694	3.9190	91.2000	91.4000	91.3200	91.4000	16/08/2023	5,000	4,605.85	91.2010	B	17/08/2023	87.5500	92.6000
100,000	1,000.00	1,000.00	2.70	25/05/2026	5	---	5	---	1	COSTAMARE PARTICIPATIONS PLC (Non Convertible)	6.6000	4.1350	95.7499	95.7499	95.7499	95.1500	16/08/2023	1,000	964.10	94.5000	B	17/08/2023	92.1400	97.0000
300,000	1,000.00	1,000.00	2.30	20/07/2028	7	---	5	---	1	PRODEA REIC S.A.(Non Convertible)	2.0444	5.3370	86.8500	87.0000	87.0000	86.6500	16/08/2023	2,000	1,742.59	86.5001	B	17/08/2023	82.0100	89.1000
150,000	1,000.00	1,000.00	2.65	22/10/2026	5	---	4	---	1	CPLP SHIPPING HOLDINGS PLC (Non Convertible)	8.7597	4.7320	93.1000	93.8000	93.5237	93.2670	16/08/2023	55,000	51,919.85	93.2200	B	17/08/2023	92.5500	96.0000
250,000	1,000.00	1,000.00	2.45	16/11/2028	7	---	4	---	1	ELVALHALCOR S.A. (Non Convertible)	6.6014	4.6470	89.0000	90.3800	89.7543	90.3330	16/08/2023	54,000	48,823.79	88.9300	B	17/08/2023	85.6375	92.0000
500,000	1,000.00	1,000.00	2.75	03/07/2027	7	---	7	---	1	GEK TERNA S.A. (Non Convertible)	3.7431	4.5940	92.4000	92.6000	92.5233	92.5300	16/08/2023	58,000	53,880.60	92.2000	B	17/08/2023	86.8000	94.4535
300,000	1,000.00	1,000.00	2.30	14/12/2028	7	---	4	---	1	GEK TERNA S.A. (Non Convertible)	4.3444	4.9800	87.5000	87.8000	87.7571	87.8990	16/08/2023	14,000	12,346.82	87.7000	B	17/08/2023	82.1339	90.3500
175,000	1,000.00	1,000.00	3.40	26/07/2024	5	---	9	---	1	ATTICA HOLDINGS S.A. (Non Convertible)	2.4556	3.9670	98.9000	99.0000	98.9667	98.6000	14/08/2023	18,000	17,858.20	98.9100	B	17/08/2023	96.6179	99.4500
230,000	1,000.00	1,000.00	4.70	12/07/2029	7	---	3	---	1	LAMDA DEVELOPMENT S.A. (Non convertible)	5.2222	4.4560	100.0000	100.1500	100.0500	100.2210	16/08/2023	24,000	24,137.33	99.6000	B	17/08/2023	94.9889	101.0000
100,000	1,000.00	1,000.00	4.40	26/07/2029	7	---	3	---	1	CPLP SHIPPING HOLDINGS PLC (Non Convertible)	3.1778	4.4720	98.6000	98.7000	98.6545	98.5100	16/08/2023	71,000	70,297.42	98.5100	B	17/08/2023	97.2369	100.8000
200,000	1,000.00	1,000.00	3.60	12/03/2026	7	---	9	---	1	AEGEAN AIRLINES S.A. (Non Convertible)	16.1000	3.7840	98.1100	98.8000	98.1100	98.5000	16/08/2023	21,000	21,046.60	98.1100	B	17/08/2023	95.6301	98.9000
150,000	1,000.00	1,000.00	2.60	22/10/2026	7	---	8	---	1	TERNA ENERGY FINANCE S.A. (Non Convertible)	8.5944	4.0730	---	---	---	94.6270	14/08/2023	---	---	93.5300	B	17/08/2023	92.5000	95.7400
100,000	1,000.00	1,000.00	2.80	25/01/2027	5	---	4	---	1	PREMIA S.A. (Non Convertible)	2.1000	4.5580	92.6177	95.5776	94.0975	93.7910	14/08/2023	22,000	20,719.27	92.5500	B	17/08/2023	87.6862	95.9899
500,000	1,000.00	1,000.00	4.00	10/07/2030	7	---	1	---	1	MYTILINEOS S.A. (Non Convertible)	4.6667	3.9880	99.9699	99.9899	99.9745	99.9620	16/08/2023	44,000	44,194.09	99.9500	B	17/08/2023	99.8000	100.0700
120,000	1,000.00	1,000.00	3.95	04/04/2025	7	---	11	---	1	GEK TERNA S.A. (Non Convertible)	15.2514	3.4080	99.7000	99.7000	99.7000	99.5000	14/08/2023	7,000	7,085.76	99.5500	B	17/08/2023	97.5523	100.5000

Corporate Bonds Notes

Transactions Volume = (Pieces) * (Nominal Price). Transactions Value = (Pieces) * (Nominal Price) * (price %) + (Accrued interest).

The price of a Bond is stated as a percentage (%) of Bond's Nominal Price.

Nominal Price in Euros (€), except if it is noted differently.

Non Convertible Corporate Bonds - Regulated Market

Num Listed Bonds	Nominal price	Issue price	Today's Rate	Exp. Date	Duration (years)	Note	Coupon		Trading Unit	Corporate Bonds	Accrued Int.	Yield.T.Mat	Price min	Price max	Closing price	Previous closing price/date	Volume	Transactions Value	Last order			ear min	Year max	
							Common	Preferred											Price	Buy / Sell	Date			
120,000	1,000.00	1,000.00	2.65	06/12/2028	7	---	4	---	1	NOVAL PROPERTY REIC (Non Convertible)	5.5944	4.6670	90.2000	90.5700	90.4075	90.4480	16/08/2023	48,000	43,664.13	89.8512	B	17/08/2023	84.3700	91.9500

Corporate Bonds Notes

Transactions Volume = (Pieces) * (Nominal Price). Transactions Value = (Pieces) * (Nominal Price) * (price %) + (Accrued interest).

The price of a Bond is stated as a percentage (%) of Bond's Nominal Price.

Nominal Price in Euros (€), except if it is noted differently.

Government Bonds

Number Listed Bonds	Nominal price	Today's Rate	Accrued Interest Calc	Exp. Date [1]	Duration (years)	Note	Coupons Date	Curr. coupon value	Trading Unit	Government Bonds	Price min	Price max	Closing price	Previous closing price/date	Volume	Transactions Value	Price	Last order Buy / Sell	Date
4,500,000	1,000.00	1.88	Actual/Actual	04/02/2035	15	---	04/02	1.88	1	GGB-FXD-040235-15Y-1.875-1.000	---	---	---	---	---	---	---	---	---
1,805,793	1,000.00	3.45	Actual/Actual	02/04/2024	5	---	02/04	3.45	1	GGB-FXD-020424-05Y-3.450-1.000	---	---	---	---	---	---	---	---	---
6,000,000	1,000.00	0.75	Actual/Actual	18/06/2031	10	---	18/06	0.75	1	GGB-FXD-180631-10Y-0.750-1.000	---	---	---	---	---	---	---	---	---
2,750,000	1,000.00	3.88	Actual/Actual	15/06/2028	5	---	15/06	3.88	1	GGB-FXD-150628-05Y-3.875-1.000	---	---	---	---	---	---	---	---	---
5,962,747,327	1.00	3.75	Actual/Actual	30/01/2028	10	---	/02 - 01/02 - 31/	3.75	1	GGB-FXD-300128-10Y-3.750-1.000	---	---	---	85.4610 13/07/2018	---	---	1.0000	B	28/11/2018
7,067,309,386	1.00	3.90	Actual/Actual	30/01/2033	15	---	/02 - 01/02 - 31/	3.90	1	GGB-FXD-300133-15Y-3.900-1.000	---	---	---	78.6730 13/07/2018	---	---	1.0000	B	28/11/2018
5,622,848,349	1.00	4.00	Actual/Actual	30/01/2037	19	---	/02 - 01/02 - 31/	4.00	1	GGB-FXD-300137-19Y-4.000-1.000	---	---	---	77.0370 13/07/2018	---	---	1.0000	B	28/11/2018
5,476,770,669	1.00	4.20	Actual/Actual	30/01/2042	24	---	/02 - 01/02 - 31/	4.20	1	GGB-FXD-300142-24Y-4.200-1.000	---	---	---	77.7640 13/07/2018	---	---	1.0000	B	28/11/2018
48,794,718	1.00	4.30	Actual/Actual	24/02/2024	12	---	24/02	4.30	1	GGB-FXD-240224-12Y-2.000-1.000	---	---	---	10.0000 22/06/2015	---	---	---	---	---
40,248,141	1.00	4.30	Actual/Actual	24/02/2025	13	---	24/02	4.30	1	GGB-FXD-240225-13Y-2.000-1.000	---	---	---	10.0000 22/06/2015	---	---	---	---	---
59,586,043	1.00	4.30	Actual/Actual	24/02/2026	14	---	24/02	4.30	1	GGB-FXD-240226-14Y-2.000-1.000	---	---	---	10.0000 22/06/2015	---	---	---	---	---
41,118,344	1.00	4.30	Actual/Actual	24/02/2027	15	---	24/02	4.30	1	GGB-FXD-240227-15Y-2.000-1.000	---	---	---	10.0000 22/06/2015	---	---	---	---	---
45,137,734	1.00	4.30	Actual/Actual	24/02/2028	16	---	24/02	4.30	1	GGB-FXD-240228-16Y-2.000-1.000	---	---	---	10.0000 22/06/2015	---	---	---	---	---
61,768,888	1.00	4.30	Actual/Actual	24/02/2029	17	---	24/02	4.30	1	GGB-FXD-240229-17Y-2.000-1.000	---	---	---	10.0000 22/06/2015	---	---	---	---	---
54,567,744	1.00	4.30	Actual/Actual	24/02/2030	18	---	24/02	4.30	1	GGB-FXD-240230-18Y-2.000-1.000	---	---	---	10.0000 22/06/2015	---	---	---	---	---
37,541,515	1.00	4.30	Actual/Actual	24/02/2031	19	---	24/02	4.30	1	GGB-FXD-240231-19Y-2.000-1.000	---	---	---	10.0000 22/06/2015	---	---	---	---	---
37,558,317	1.00	4.30	Actual/Actual	24/02/2032	20	---	24/02	4.30	1	GGB-FXD-240232-20Y-2.000-1.000	---	---	---	10.0000 22/06/2015	---	---	---	---	---
37,473,732	1.00	4.30	Actual/Actual	24/02/2033	21	---	24/02	4.30	1	GGB-FXD-240233-21Y-2.000-1.000	---	---	---	10.0000 22/06/2015	---	---	---	---	---
33,888,293	1.00	4.30	Actual/Actual	24/02/2034	22	---	24/02	4.30	1	GGB-FXD-240234-22Y-2.000-1.000	---	---	---	10.0000 22/06/2015	---	---	---	---	---
35,177,800	1.00	4.30	Actual/Actual	24/02/2035	23	---	24/02	4.30	1	GGB-FXD-240235-23Y-2.000-1.000	---	---	---	10.0000 22/06/2015	---	---	---	---	---
35,547,268	1.00	4.30	Actual/Actual	24/02/2036	24	---	24/02	4.30	1	GGB-FXD-240236-24Y-2.000-1.000	---	---	---	10.0000 22/06/2015	---	---	---	---	---
40,246,306	1.00	4.30	Actual/Actual	24/02/2037	25	---	24/02	4.30	1	GGB-FXD-240237-25Y-2.000-1.000	---	---	---	10.0000 22/06/2015	---	---	---	---	---
37,643,952	1.00	4.30	Actual/Actual	24/02/2038	26	---	24/02	4.30	1	GGB-FXD-240238-26Y-2.000-1.000	---	---	---	10.0000 22/06/2015	---	---	---	---	---
36,977,100	1.00	4.30	Actual/Actual	24/02/2039	27	---	24/02	4.30	1	GGB-FXD-240239-27Y-2.000-1.000	---	---	---	10.0000 22/06/2015	---	---	---	---	---
41,615,000	1.00	4.30	Actual/Actual	24/02/2040	28	---	24/02	4.30	1	GGB-FXD-240240-28Y-2.000-1.000	---	---	---	10.0000 22/06/2015	---	---	---	---	---
42,227,208	1.00	4.30	Actual/Actual	24/02/2041	29	---	24/02	4.30	1	GGB-FXD-240241-29Y-2.000-1.000	---	---	---	10.0000 22/06/2015	---	---	---	---	---
68,288,487	1.00	4.30	Actual/Actual	24/02/2042	30	---	24/02	4.30	1	GGB-FXD-240242-30Y-2.000-1.000	---	---	---	10.0000 22/06/2015	---	---	---	---	---
4,000,000	1,000.00	3.88	Actual/Actual	12/03/2029	10	---	12/03	3.88	1	GGB-FXD-120329-10Y-3.875-1.000	---	---	---	---	---	---	100.0000	B	15/10/2019
4,500,000	1,000.00	0.00	Actual/Actual	12/02/2026	5	---	12/02	0.00	1	GGB-FXD-120226-05Y-0.000-1.000	---	---	---	---	---	---	---	---	---
2,209,163	1,000.00	3.38	Actual/Actual	15/02/2025	7	---	15/02	3.38	1	GGB-FXD-150225-07Y-3.375-1.000	---	---	---	---	---	---	---	---	---
964,000	1,000.00	3.25	Actual/Actual	20/03/2025	6	---	20/03	3.25	1	GGB-FXD-200325-06Y-3.250-1.000	---	---	---	---	---	---	---	---	---
2,100,000	1,000.00	3.55	Actual/Actual	20/03/2026	7	---	20/03	3.55	1	GGB-FXD-200326-07Y-3.550-1.000	---	---	---	---	---	---	---	---	---
40,000	1,000.00	2.18	FLR Actual/360	16/09/2023	1	---	16/03 - 16/09	---	1	GGB-FLT-160923-01Y-2.178-1.000	---	---	---	---	---	---	---	---	---
5,500,000	1,000.00	1.50	Actual/Actual	18/06/2030	10	---	18/06	1.50	1	GGB-FXD-180630-10Y-1.500-1.000	---	---	---	---	---	---	---	---	---

Government Bonds Notes

Transactions Volume = (Pieces) * (Nominal Price). Transactions Value = (Pieces) * (Nominal Price) * (price %) + (Accrued interest).

The Value of current coupon for the issues with NV 0.01 euro refers to NV 100 euros

FLR: Floating Interest Rate.

[1] - The Expiration Date of the interest bearing period and the Date for coupon payment.

Government Bonds

Number Listed Bonds	Nominal price	Today's Rate	Accrued Interest Calc	Exp. Date [1]	Duration (years)	Note	Coupons Date	Curr. coupon value	Trading Unit	Government Bonds	Price min	Price max	Closing price	Previous closing price/date	Volume	Transactions Value	Price	Last order Buy / Sell	Date
3,500,000	1,000.00	4.38	Actual/Actual	18/07/2038	15	---	18/07	4.38	1	GGB-FXD-180738-15Y-4.375-1.000	---	---	---	---	---	---	---	---	---
5,364,250	1,000.00	3.25	Actual/Actual	20/03/2050	30	---	20/03	3.25	1	GGB-FXD-200350-30Y-3.250-1.000	---	---	---	---	---	---	---	---	---
3,924,361	1,000.00	2.00	Actual/Actual	22/04/2027	7	---	22/04	2.00	1	GGB-FXD-220427-07Y-2.000-1.000	---	---	---	---	---	---	99.9000	B	22/04/2020
2,500,000	1,000.00	1.88	Actual/Actual	23/07/2026	7	---	23/07	1.88	1	GGB-FXD-230726-07Y-1.875-1.000	---	---	---	---	---	---	---	---	---
4,050,000	1,000.00	4.25	Actual/Actual	15/06/2033	10	---	15/06	4.25	1	GGB-FXD-150633-10Y-4.250-1.000	---	---	---	---	---	---	---	---	---
3,500,000	1,000.00	1.88	Actual/Actual	24/01/2052	30	---	24/01	1.88	1	GGB-FXD-240152-30Y-1.875-1.000	---	---	---	---	---	---	---	---	---
3,700,000	1,000.00	1.75	Actual/Actual	18/06/2032	10	---	18/06	1.75	1	GGB-FXD-180632-10Y-1.750-1.000	---	---	---	---	---	---	---	---	---
2,200,000	1,000.00	1.13	FLR Actual/360	15/12/2027	5	---	- 15/12 - 15/03 -	---	1	GGB-FLT-151227-05Y-1.130-1.000	---	---	---	---	---	---	102.1600	B	30/12/2022

Government Bonds Notes

Transactions Volume = (Pieces) * (Nominal Price). Transactions Value = (Pieces) * (Nominal Price) * (price %) + (Accrued interest).

The Value of current coupon for the issues with NV 0.01 euro refers to NV 100 euros

FLR: Floating Interest Rate.

[1] - The Expiration Date of the interest bearing period and the Date for coupon payment.

Treasury Bills & Zero Coupon Government Bonds

Issue Date	13-Week Maturity									26-Week Maturity									52-Week Maturity								
	Exp. Date	Initial Rate	Num Listed Bonds	Nominal price	Issue price	Last Trade Price	Last Trade Date	Volume Traded	Note	Exp. Date	Initial Rate	Num Listed Bonds	Nominal price	Issue price	Last Trade Price	Last Trade Date	Volume Traded	Note	Exp. Date	Initial Rate	Num Listed Bonds	Nominal price	Issue price	Last Trade Price	Last Trade Date	Volume Traded	Note
09/09/2022	---	---	---	---	---	---	---	---	---	---	---	---	---	---	---	---	---	---	08/09/2023	1.97	1,000,000	1,000.00	980.47	---	---	---	---
09/12/2022	---	---	---	---	---	---	---	---	---	---	---	---	---	---	---	---	---	---	08/12/2023	2.73	600,000	1,000.00	973.10	---	---	---	---
10/03/2023	---	---	---	---	---	---	---	---	---	---	---	---	---	---	---	---	---	---	08/03/2024	3.75	1,000,000	1,000.00	963.46	---	---	---	---
09/06/2023	---	---	---	---	---	---	---	---	---	---	---	---	---	---	---	---	---	---	07/06/2024	3.84	1,600,000	1,000.00	962.60	---	---	---	---

Bonds in Circulation	Currency / Min nominal traded Value	Coupons Payment Date	Current Coupon Value	Note	Coupon	Trading Unit	Issue Date	Duration (years)	Today's Interest	A.I.C in days	Bonds	Last price of previous days		Last Outcry in Cash (euro)			Trades in Pieces	Life min	Life Max
												Price	Buy / Sell	Date	Price	Buy / Sell			
Corporate Bonds in Foreign Currency and Euro																			
103,746	GBP / 10	01/12	0.25	---	64	1	01/12/1930	98	2.5	360	National Mortgage Bank	2.27	05/02/1996	2.27	S	05/02/1996	---	2.27	2.27
0	GBP / 10	01/12	0.25	---	66	1	01/12/1928	100	2.5	360	National Mortgage Bank	---	---	---	---	---	---	---	---

Government Bonds Notes

A.I.C: Accrued Interest Calculation base.

FLR: Floating Interest Rate.

The minimum tradeable Nominal Value for all Demeterialised Government Titles is 100 Euros.

(μφρ-0)

Athex & ATHEXClear Members List

Member Name	Stock Market			Derivatives Market		ATHEXClear Member				
	Address	Phone	Fax	Market Member	Remote Member	Market Maker	Proprietary	Market Maker	General Clearing	Direct Clearing
A. SARRIS SECURITIES S.A.				a						
6, ΔΡΑΓΑΤΣΑΝΙΟΥ 6 ΑΘΗΝΑ	2103367700									
AEONIC SECURITIES C.I.F. P.L.C.				a						
, ΛΑΪΟΥ 6, ΓΡ. 301B, ANNA COURT	35725337600									
ALPHA BANK S.A.									a	
, ΣΤΑΔΙΟΥ 40 ΑΘΗΝΑ	2103260000									
ALPHA FINANCE INVESTMENT SERVICES SINGLE MEMBER SA				a		a	a	a		a
5, ΠΑΝΕΠΙΣΤΗΜΙΟΥ 45 ΑΘΗΝΑ	2103677400									
ARGUS STOCKBROKERS LTD				a	a		a			
25, 25 ΛΕΩΦΟΡΟΣ ΔΗΜΟΣΘΕΝΗ ΣΕΒΕΡΗ	0035722717000									
ATLANTIC SECURITIES LTD				a	a					
37, ΠΡΟΔΡΟΜΟΥ 37	0035722445400									
AXON SECURITIES S.A.				a			a			
48, ΣΤΑΔΙΟΥ 48 ΑΘΗΝΑ	2103363800									
BETA SECURITIES S.A.				a		a	a			a
29, Λ. ΑΛΕΞΑΝΔΡΑΣ 29 ΑΘΗΝΑ	2106478930									
BNP PARIBAS S.A.									a	
, ΛΑΜΨΑΚΟΥ 2 ΑΘΗΝΑ	2107468525									
BOFA SECURITIES EUROPE SA				a	a					
, 112 AVENUE KL'BER 75116	+33 153655555									
CAPITAL SECURITIES S.A.				a			a			
58, ΜΗΤΡΟΠΟΛΕΩΣ 58 ΑΘΗΝΑ	2103369700									
CITIGROUP GLOBAL MARKETS EUROPE AG				a	a					
16, REUTERWEG 16	+49 691366-0									
CITIGROUP GLOBAL MARKETS LIMITED				a						
1, 33 CANADA SQUARE -CANARY WHARF	+44 02079864000									
CREDIT SUISSE BANK (EUROPE), S.A.				a	a					
, CALLE AYALA 42, 3A PLANTA-B MADRID	+34917916000									
CREDIT SUISSE SECURITIES (EUROPE) LIMITED				a						
1, ONE CABOT SQUARE LONDON	+44 2078888888									
CYCLOS SECURITIES S.A.				a			a			
39, ΧΑΡΙΛΑΟΥ ΤΡΙΚΟΥΠΗ 6-8-10 ΑΘΗΝΑ	2103364300									
DEUTSCHE BANK S.A.					a					
1, GREAT WINCHESTER STREET LONDON	+44 20 754 54209	00441133361437								
EUROBANK EQUITIES INVESTMENT FIRM SINGLE MEMBER SA				a		a	a	a		a
, ΦΙΛΕΛΛΗΝΩΝ 10 & ΞΕΝΟΦΩΝΤΟΣ 13 ΑΘΗΝΑ	2103720425									
EUROBANK S.A.									a	
, ΟΘΩΝΟΣ 8 ΑΘΗΝΑ	2144043907									
EUROCORP INVESTMENT SERVICES S.A.				a			a			a
14, ΠΛ.ΦΙΛΙΚΗΣ ΕΤΑΙΡΕΙΑΣ 14 ΑΘΗΝΑ	2107263600									
EUOTRUST INVESTMENT FIRM SA				a						
113, ΣΕΒΑΣΤΟΥΠΟΛΕΩΣ 113 ΑΘΗΝΑ	2103363100									
EUROXX SECURITIES S.A.				a		a	a	a		a
7, ΠΑΛΑΙΟΛΟΓΟΥ ΧΑΛΑΝΔΡΙ	(210)-6879400	(210)-6879401								
7, ΠΑΛΕΟΛΟΓΟΥ ΧΑΛΑΝΔΡΙ	+30 2106879400	210-6879401								
FREEDOM FINANCE EUROPE LTD				a	a					
, ΧΡΙΣΤΑΚΗ ΚΡΑΝΟΥ 20	035725257786									
G. A. PERVANAS SECURITIES- INVESTMENT SERVICES S.A.				a						
7-9, ΣΟΦΟΚΛΕΟΥΣ 7-9 ΑΘΗΝΑ	2103727200									
GLOBAL CAPITAL SECURITIES & FINANCIAL SERVICES LTD				a	a					
50, ΛΑΡΧΙΕΠΙΣΚΟΠΟΥ ΜΑΚΑΡΙΟΥ Γ50	0035722710710									
GREENPOST TRADING EUROPE LTD				a	a	a				
, ΚΙΜΟΝΟΣ 3, ACROPOLIS MANSIONS, 2ND FLOOR, FLAT/OFFICE 202	035722521389									
HELLENIC AMERICAN SECURITIES S.A.				a		a	a			a
27, ΑΝΔΡΕΑ ΠΑΠΑΝΔΡΕΟΥ 27 ΜΑΡΟΥΣΙ	2103311100									
HELLENIC BANK (INVESTMENTS) LTD					a					
, ΑΥΕ.ΚΥΡΙΑΚΟΥ ΜΑΤΣΙ 31 - PO BOX 24747 NICOSIA	+357 22500100	357 22500110								
HSBC CONTINENTAL EUROPE									a	
109-111, Λ.ΜΕΣΟΓΕΙΩΝ 109-111	2106960000									
INDEX SECURITIES S.A.				a						
6, ΔΡΑΓΑΤΣΑΝΙΟΥ 6 ΑΘΗΝΑ	2103213920									
J. CHR. MAVRIKIS SECURITIES S.A.				a						
5, ΣΟΦΟΚΛΕΟΥΣ 5 ΑΘΗΝΑ	2103216730									

Athex & ATHEXClear Members List

Member Name				Stock Market			Derivatives Market		ATHEXClear Member	
	Address	Phone	Fax	Market Member	Remote Member	Market Maker	Proprietary	Market Maker	General Clearing	Direct Clearing
KAPPA SECURITIES S.A.				a			a			
15, ΒΑΛΑΩΡΙΤΟΥ 15 ΑΘΗΝΑ	2103678600									
KARAMANOF SECURITIES & INVESTMENT SERVICES S.A.				a						
2, ΠΛ.ΑΓ.ΘΕΟΔΩΡΩΝ 2 ΑΘΗΝΑ	2103212947									
LAIKI FINANCIAL SERVICES LTD					a					
26, AVE. VYRONOS NICOSIA	357 22367367	357 22718567								
LEON DEPOLAS SECURITIES S.A.				a		a	a			
1, ΧΡΗΣΤΟΥ ΛΑΔΑ 1 ΑΘΗΝΑ	2103213276 -28									
MEGA EQUITY SECURITIES & FINANCIAL SERVICES PUBLIC LTD				a	a		a			
42-44, ΛΕΩΦ.ΓΡΙΒΑ ΔΙΓΕΝΗ 42-44	0035722711711									
MERIT SECURITIES S.A				a		a	a			a
5, ΣΟΦΟΚΛΕΟΥΣ 5 ΑΘΗΝΑ	2103671880									
MERRILL LYNCH INTERNATIONAL				a						
2, 2 KING EDWARD STREET LONDON	+44 20276281000									
N. CHRYSOCHOIDIS SECURITIES S.A.				a			a			a
7-9, ΣΟΦΟΚΛΕΟΥΣ 7-9 ΑΘΗΝΑ	2103213913									
NATIONAL BANK OF GREECE S.A.				a		a	a		a	
86, ΑΙΟΛΟΥ STR. ΑΘΗΝΑ	(210)-3341000	(210)-3228187								
68, ΑΚΑΔΙΜΙΑΣ STR. ΑΘΗΝΑ	(210)-3328817	(210)-3328678								
NATIONAL SECURITIES SINGLE MEMBER SA				a		a	a	a		
66, ΛΕΩΦΟΡΟΣ ΑΘΗΝΩΝ 128-132 & ΙΦΙΓΕΝΙΑΣ ΑΘΗΝΑ	2103328784									
NUNTIUS BROKERAGE AND INVESTMENT SERVICES S.A				a						
6, ΔΡΑΓΑΤΣΑΝΙΟΥ 6 ΑΘΗΝΑ	2103350599									
ONE PLUS CAPITAL LIMITED				a	a					
, 75 PRODROMOU AVENUE NICOSIA 1307	35722873760									
OPTIMA BANK S.A.				a		a	a	a	a	
32, ΑΙΓΙΑΛΕΙΑΣ 32 & ΠΑΡΑΔΕΙΣΟΥ ΜΑΡΟΥΣΙ	2108173663									
PANCRETA BANK S.A									a	
, ΙΚΑΡΟΥ 5	2810 338800									
PANTELAKIS SECURITIES S.A.				a		a	a	a		
57, ΕΘΝΙΚΗΣ ΑΝΤΙΣΤΑΣΕΩΣ 57, ΚΤΙΡΙΟ Β CHALANDRI	2106965000									
PIRAEUS BANK S.A.				a			a		a	
, ΑΜΕΡΙΚΗΣ 4 ΑΘΗΝΑ	2103335000									
PIRAEUS SECURITIES S. A.				a		a	a	a		a
10, ΣΤΑΔΙΟΥ 10 ΑΘΗΝΑ	2103354100									
PROCHOICE SECURITIES LTD				a	a					
57, ΛΕΩΦ.ΣΠΥΡΟΥ ΚΥΠΡΙΑΝΟΥ 57, ΑΚΙΝΗΤΑ Φ	035724661192									
SHARELINK SECURITIES & FINANCIAL SERVICES LTD				a			a			
6, HOUSE-ΘΕΟΤΟΚΗ 6 ΜΕΓΑΡΟ ΕΛΜΗΝΑ	+357 22554200									
SOCIETE GENERALE S.A.				a	a		a			
, 17 COURS VALMY, CEDEX	+157290504									
SOLIDUS SECURITIES S.A				a			a			a
64, ΛΟΥΙΖΗΣ ΠΙΑΝΚΟΥΡ 64 ΑΘΗΝΑ	2106900600									
ST. EM. LAVRENTAKIS SECURITIES S.A.				a			a			
7-9, ΣΟΦΟΚΛΕΟΥΣ 7-9 ΑΘΗΝΑ	2103213336									
THE CYPRUS INVESTMENT & SECURITIES CORPORATION LTD				a	a					
154, ΑΓΙΟΥ ΠΡΟΚΟΠΙΟΥ & ΠΟΣΕΙΔΩΝΟΣ 1	0035722121700									
UBS EUROPE SE				a	a					
, OPERNTURM, BOCKENHEIMER LANDSTRASSE 2-4	496921790									
UBS LIMITED					a					
1, FINSBURY AVENUE LONDON	+44 2075687135									

List of Stocks under Market Making operations

Securities	Market Maker	Start Market Making	Stock Category	Suspension Status
MLS MULTIMEDIA SA (CR)				
	PIRAEUS SECURITIES S. A.	01/08/2019		
ALPHA ETF FTSE Athex Large Cap			Exchange Traded Funds (ETFs)	
	ALPHA FINANCE INVESTMENT SERVICES SINGLE MEMBER SA	02/01/1900		
	NATIONAL SECURITIES SINGLE MEMBER SA	02/01/1900		
ADMIE (IPTO) HOLDING S.A. (CR)			Main Market	
	EUROBANK EQUITIES INVESTMENT FIRM SINGLE MEMBER SA	24/05/2021		
	HELLENIC AMERICAN SECURITIES S.A.	09/03/2020		
	PIRAEUS SECURITIES S. A.	29/06/2017		
AEGEAN AIRLINES (CR)			Main Market	
	EUROBANK EQUITIES INVESTMENT FIRM SINGLE MEMBER SA	22/09/2020		
ALPHA SERVICES HOLD (CR)			Main Market	
	ALPHA FINANCE INVESTMENT SERVICES SINGLE MEMBER SA	29/02/2016		
	EUROBANK EQUITIES INVESTMENT FIRM SINGLE MEMBER SA	22/10/2006		
	GREENPOST TRADING EUROPE LTD	12/06/2023		
	HELLENIC AMERICAN SECURITIES S.A.	25/07/2014		
	LEON DEPOLAS SECURITIES S.A.	04/01/2016		
	MERIT SECURITIES S.A	03/09/2012		
	NATIONAL SECURITIES SINGLE MEMBER SA	02/01/1900		
	PIRAEUS SECURITIES S. A.	28/05/2009		
ALPHA TRUST (CR)			Main Market	
	EUROBANK EQUITIES INVESTMENT FIRM SINGLE MEMBER SA	06/02/2023		
	LEON DEPOLAS SECURITIES S.A.	04/01/2021		
ALUMIL (CR)			Main Market	
	PIRAEUS SECURITIES S. A.	31/07/2023		
ANDROMEDA SA (CR)			Main Market	
	BETA SECURITIES S.A.	15/02/2021		
	OPTIMA BANK S.A.	03/04/2023		
ATTICA BANK S.A. (CR)			Main Market	
	EUROXX SECURITIES S.A.	22/01/2016		
	PIRAEUS SECURITIES S. A.	20/09/2017		
AUSTRIACARD (CB)			Main Market	
	BETA SECURITIES S.A.	23/03/2023		
	EUROBANK EQUITIES INVESTMENT FIRM SINGLE MEMBER SA	15/05/2023		
AUTOHELLAS SA (CR)			Main Market	
	ALPHA FINANCE INVESTMENT SERVICES SINGLE MEMBER SA	01/07/2019		
	EUROXX SECURITIES S.A.	02/07/2018		
AVAX S.A. (CR)			Main Market	
	EUROBANK EQUITIES INVESTMENT FIRM SINGLE MEMBER SA	14/12/2015		
	PIRAEUS SECURITIES S. A.	01/02/2021		
AVE (CR)			Main Market	
	EUROXX SECURITIES S.A.	05/06/2020		
BRIQ PROPERTIES (CR)			Main Market	
	EUROBANK EQUITIES INVESTMENT FIRM SINGLE MEMBER SA	09/09/2019		
	LEON DEPOLAS SECURITIES S.A.	22/02/2021		
CC HBC AG (CR)			Main Market	
	BETA SECURITIES S.A.	08/03/2021		
	NATIONAL SECURITIES SINGLE MEMBER SA	02/01/1900		
	PIRAEUS SECURITIES S. A.	04/05/2015		
CENERGY HOLDINGS (CB)			Main Market	
	ALPHA FINANCE INVESTMENT SERVICES SINGLE MEMBER SA	02/01/2016		
	EUROBANK EQUITIES INVESTMENT FIRM SINGLE MEMBER SA	02/01/2016		
	OPTIMA BANK S.A.	14/03/2022		
	PANTELAKIS SECURITIES S.A.	27/12/2022		
CNL CAPITAL (CR)			Main Market	
	MERIT SECURITIES S.A	01/10/2018		
DIMAND (CR)			Main Market	
	ALPHA FINANCE INVESTMENT SERVICES SINGLE MEMBER SA	08/08/2022		
	EUROBANK EQUITIES INVESTMENT FIRM SINGLE MEMBER SA	08/08/2022		
	PANTELAKIS SECURITIES S.A.	15/05/2023		
EKTER SA (CR)			Main Market	
	BETA SECURITIES S.A.	26/09/2022		
	EUROBANK EQUITIES INVESTMENT FIRM SINGLE MEMBER SA	16/10/2017		
	LEON DEPOLAS SECURITIES S.A.	21/05/2018		
ELASTRON (CR)			Main Market	
	LEON DEPOLAS SECURITIES S.A.	20/02/2017		

List of Stocks under Market Making operations

Securities	Stock Category
Market Maker	Start Market Making
ELLAKTOR (CR)	Main Market
ALPHA FINANCE INVESTMENT SERVICES SINGLE MEMBER SA	18/03/2019
EUROBANK EQUITIES INVESTMENT FIRM SINGLE MEMBER SA	01/06/2012
EUROXX SECURITIES S.A.	24/09/2018
NATIONAL SECURITIES SINGLE MEMBER SA	02/01/1900
PIRAEUS SECURITIES S. A.	22/10/2018
ELTON SA (CR)	Main Market
EUROBANK EQUITIES INVESTMENT FIRM SINGLE MEMBER SA	28/11/2022
OPTIMA BANK S.A.	30/01/2023
ELVALHALCOR (CR)	Main Market
ALPHA FINANCE INVESTMENT SERVICES SINGLE MEMBER SA	07/05/2018
BETA SECURITIES S.A.	09/01/2023
EUROBANK EQUITIES INVESTMENT FIRM SINGLE MEMBER SA	07/05/2018
ENTERSOFT (CR)	Main Market
ALPHA FINANCE INVESTMENT SERVICES SINGLE MEMBER SA	23/03/2023
EUROBANK EQUITIES INVESTMENT FIRM SINGLE MEMBER SA	22/06/2020
EUROBANK HOLDINGS (CR)	Main Market
ALPHA FINANCE INVESTMENT SERVICES SINGLE MEMBER SA	09/01/2006
EUROBANK EQUITIES INVESTMENT FIRM SINGLE MEMBER SA	01/06/2012
GREENPOST TRADING EUROPE LTD	12/06/2023
HELLENIC AMERICAN SECURITIES S.A.	25/07/2014
LEON DEPOLAS SECURITIES S.A.	30/11/2018
MERIT SECURITIES S.A	06/11/2017
NATIONAL SECURITIES SINGLE MEMBER SA	02/01/1900
PIRAEUS SECURITIES S. A.	28/09/2009
EUROCONSULTANTS S.A. (CR)	Main Market
OPTIMA BANK S.A.	01/02/2023
EYDAP S.A. (CR)	Main Market
ALPHA FINANCE INVESTMENT SERVICES SINGLE MEMBER SA	27/01/2020
EUROBANK EQUITIES INVESTMENT FIRM SINGLE MEMBER SA	10/06/2019
FOURLIS (CR)	Main Market
EUROBANK EQUITIES INVESTMENT FIRM SINGLE MEMBER SA	01/12/2016
PIRAEUS SECURITIES S. A.	06/03/2017
GEK TERNA (CR)	Main Market
BETA SECURITIES S.A.	08/03/2021
EUROBANK EQUITIES INVESTMENT FIRM SINGLE MEMBER SA	24/05/2021
PIRAEUS SECURITIES S. A.	29/08/2019
GR. SARANTIS S.A. (CR)	Main Market
BETA SECURITIES S.A.	14/05/2012
EUROBANK EQUITIES INVESTMENT FIRM SINGLE MEMBER SA	24/10/2016
HELLENIC EXCHANGES-A.S.E. (CR)	Main Market
HELLENIC AMERICAN SECURITIES S.A.	01/09/2014
NATIONAL SECURITIES SINGLE MEMBER SA	02/01/1900
PIRAEUS SECURITIES S. A.	04/05/2015
HELLENIQ ENERGY (CR)	Main Market
HELLENIC AMERICAN SECURITIES S.A.	14/09/2015
PIRAEUS SECURITIES S. A.	20/03/2017
IDEAL HOLDINGS (CR)	Main Market
EUROBANK EQUITIES INVESTMENT FIRM SINGLE MEMBER SA	07/06/2021
PIRAEUS SECURITIES S. A.	07/06/2021
INTERCONTINENTAL (CR)	Main Market
LEON DEPOLAS SECURITIES S.A.	03/06/2019
INTERLIFE G.C.I.(CR)	Main Market
BETA SECURITIES S.A.	24/10/2022
INTERWOOD-XYLEMPORIA (CR)	Main Market
EUROBANK EQUITIES INVESTMENT FIRM SINGLE MEMBER SA	05/07/2021
PANTELAKIS SECURITIES S.A.	01/07/2021
INTRAKAT (CR)	Main Market
BETA SECURITIES S.A.	04/10/2021
PANTELAKIS SECURITIES S.A.	10/10/2022
JUMBO SA (CR)	Main Market
BETA SECURITIES S.A.	01/02/2021
EUROBANK EQUITIES INVESTMENT FIRM SINGLE MEMBER SA	25/05/2020
GREENPOST TRADING EUROPE LTD	12/06/2023
MERIT SECURITIES S.A	06/11/2017
PIRAEUS SECURITIES S. A.	06/03/2017
KLOUKINAS - LAPPAS SA (CR)	Main Market
OPTIMA BANK S.A.	02/01/2023

List of Stocks under Market Making operations

Securities	Stock Category
Market Maker	Start Market Making
KRI-KRI S.A. (CR)	Main Market
EUROBANK EQUITIES INVESTMENT FIRM SINGLE MEMBER SA	07/05/2018
LEON DEPOLAS SECURITIES S.A.	16/01/2017
LAMDA DEVELOPMENT SA (CR)	Main Market
EUROBANK EQUITIES INVESTMENT FIRM SINGLE MEMBER SA	08/12/2014
PANTELAKIS SECURITIES S.A.	06/11/2017
PIRAEUS SECURITIES S. A.	29/06/2017
LAMPASA HOTEL SA (CR)	Main Market
LEON DEPOLAS SECURITIES S.A.	16/01/2017
MIG (CR)	Main Market
PIRAEUS SECURITIES S. A.	02/02/2009
MOTOR OIL (CR)	Main Market
BETA SECURITIES S.A.	08/03/2021
EUROBANK EQUITIES INVESTMENT FIRM SINGLE MEMBER SA	22/10/2006
GREENPOST TRADING EUROPE LTD	12/06/2023
LEON DEPOLAS SECURITIES S.A.	01/04/2019
MERIT SECURITIES S.A	25/02/2019
NATIONAL SECURITIES SINGLE MEMBER SA	02/01/1900
PIRAEUS SECURITIES S. A.	04/05/2015
MPLE KEDROS (CR)	Main Market
MERIT SECURITIES S.A	30/09/2022
MYTILINEOS (CR)	Main Market
ALPHA FINANCE INVESTMENT SERVICES SINGLE MEMBER SA	15/04/2019
BETA SECURITIES S.A.	11/04/2022
EUROBANK EQUITIES INVESTMENT FIRM SINGLE MEMBER SA	20/09/2017
GREENPOST TRADING EUROPE LTD	12/06/2023
MERIT SECURITIES S.A	25/02/2019
NATIONAL SECURITIES SINGLE MEMBER SA	02/01/1900
PIRAEUS SECURITIES S. A.	04/05/2015
NATIONAL BANK (CR)	Main Market
ALPHA FINANCE INVESTMENT SERVICES SINGLE MEMBER SA	09/01/2006
EUROBANK EQUITIES INVESTMENT FIRM SINGLE MEMBER SA	22/10/2006
GREENPOST TRADING EUROPE LTD	12/06/2023
HELLENIC AMERICAN SECURITIES S.A.	25/07/2014
LEON DEPOLAS SECURITIES S.A.	20/05/2015
MERIT SECURITIES S.A	03/09/2012
NATIONAL SECURITIES SINGLE MEMBER SA	02/01/1900
PIRAEUS SECURITIES S. A.	08/09/2008
OPAP (CR)	Main Market
ALPHA FINANCE INVESTMENT SERVICES SINGLE MEMBER SA	09/01/2006
BETA SECURITIES S.A.	11/04/2022
EUROBANK EQUITIES INVESTMENT FIRM SINGLE MEMBER SA	22/10/2006
GREENPOST TRADING EUROPE LTD	12/06/2023
HELLENIC AMERICAN SECURITIES S.A.	25/07/2014
MERIT SECURITIES S.A	20/03/2017
NATIONAL SECURITIES SINGLE MEMBER SA	02/01/1900
PIRAEUS SECURITIES S. A.	04/05/2015
OTE (CR)	Main Market
ALPHA FINANCE INVESTMENT SERVICES SINGLE MEMBER SA	09/01/2006
BETA SECURITIES S.A.	11/04/2022
EUROBANK EQUITIES INVESTMENT FIRM SINGLE MEMBER SA	22/10/2006
GREENPOST TRADING EUROPE LTD	12/06/2023
HELLENIC AMERICAN SECURITIES S.A.	25/07/2014
LEON DEPOLAS SECURITIES S.A.	20/04/2015
MERIT SECURITIES S.A	20/03/2017
NATIONAL SECURITIES SINGLE MEMBER SA	02/01/1900
PIRAEUS SECURITIES S. A.	08/09/2008
P.P.A. S.A. (CR)	Main Market
EUROBANK EQUITIES INVESTMENT FIRM SINGLE MEMBER SA	06/02/2019
PAPOUTSANIS (CR)	Main Market
ALPHA FINANCE INVESTMENT SERVICES SINGLE MEMBER SA	19/11/2018
BETA SECURITIES S.A.	25/11/2013
PETROPOULOS PETROS (CR)	Main Market
EUROBANK EQUITIES INVESTMENT FIRM SINGLE MEMBER SA	01/04/2019
PANTELAKIS SECURITIES S.A.	16/03/2020

List of Stocks under Market Making operations

Securities	Stock Category
Market Maker	Start Market Making
PIRAEUS FINANCIAL HOLD (CR)	Main Market
ALPHA FINANCE INVESTMENT SERVICES SINGLE MEMBER SA	15/04/2019
EUROBANK EQUITIES INVESTMENT FIRM SINGLE MEMBER SA	22/10/2006
EUROXX SECURITIES S.A.	15/02/2016
GREENPOST TRADING EUROPE LTD	12/06/2023
HELLENIC AMERICAN SECURITIES S.A.	25/07/2014
LEON DEPOLAS SECURITIES S.A.	30/11/2018
MERIT SECURITIES S.A	16/09/2013
NATIONAL SECURITIES SINGLE MEMBER SA	02/01/1900
PIRAEUS SECURITIES S. A.	16/02/2009
PPC (CR)	Main Market
ALPHA FINANCE INVESTMENT SERVICES SINGLE MEMBER SA	09/01/2006
BETA SECURITIES S.A.	01/02/2021
EUROBANK EQUITIES INVESTMENT FIRM SINGLE MEMBER SA	22/10/2006
GREENPOST TRADING EUROPE LTD	12/06/2023
HELLENIC AMERICAN SECURITIES S.A.	01/09/2014
MERIT SECURITIES S.A	06/11/2017
NATIONAL SECURITIES SINGLE MEMBER SA	02/01/1900
PIRAEUS SECURITIES S. A.	28/09/2009
PREMA (CR)	Main Market
BETA SECURITIES S.A.	01/06/2021
LEON DEPOLAS SECURITIES S.A.	05/12/2022
PANTELAKIS SECURITIES S.A.	23/12/2021
PROFILE SA (CR)	Main Market
OPTIMA BANK S.A.	03/04/2023
PANTELAKIS SECURITIES S.A.	01/07/2019
QUALITY & RELIABILITY SA (CR)	Main Market
OPTIMA BANK S.A.	03/01/2023
QUEST HOLDINGS (CR)	Main Market
BETA SECURITIES S.A.	26/03/2018
EUROBANK EQUITIES INVESTMENT FIRM SINGLE MEMBER SA	28/01/2019
REVOIL (CR)	Main Market
BETA SECURITIES S.A.	26/06/2023
SIDMA STEEL (CR)	Main Market
OPTIMA BANK S.A.	25/05/2023
SPACE HELLAS SA (CR)	Main Market
MERIT SECURITIES S.A	09/12/2022
TECHNICAL OLYMPIC SA (CR)	Main Market
OPTIMA BANK S.A.	05/07/2023
TERNA ENERGY (CR)	Main Market
EUROBANK EQUITIES INVESTMENT FIRM SINGLE MEMBER SA	24/05/2021
PIRAEUS SECURITIES S. A.	09/12/2019
THRACE PLASTICS SA (CR)	Main Market
ALPHA FINANCE INVESTMENT SERVICES SINGLE MEMBER SA	26/03/2018
EUROBANK EQUITIES INVESTMENT FIRM SINGLE MEMBER SA	26/03/2018
TITAN CEMENT (CB)	Main Market
BETA SECURITIES S.A.	01/02/2021
EUROBANK EQUITIES INVESTMENT FIRM SINGLE MEMBER SA	06/11/2019
PIRAEUS SECURITIES S. A.	18/01/2021
TZIRAKIAN PROFIL (CR)	Main Market
LEON DEPOLAS SECURITIES S.A.	19/07/2021
VIOHALCO SA/MV (CB)	Main Market
ALPHA FINANCE INVESTMENT SERVICES SINGLE MEMBER SA	11/03/2008
EUROBANK EQUITIES INVESTMENT FIRM SINGLE MEMBER SA	04/03/2014
MERIT SECURITIES S.A	17/03/2014

Underlying Asset				Derivatives Market													
Price max	Price min	Closing price	change	Delivery Month	Open price	Price max	Price min	Last price	Closing price	Last Bid	Last Ask	Fixing price*	Life high	Life low	Trades	Volume	Open Interest
FTSE/Athex Large Cap (Trade Unit: 1 Index Point x 2E, Cash Settlement)																	
3,114.77	3,086.44	3,106.85	0.34%	August 2023	3,099.25	3,120.00	3,099.25	3,106.00	3,106.00	---	---	---	3,287.25	---	106	877	1,897
				September 2023	3,090.00	3,118.50	3,090.00	3,109.00	3,109.00	---	---	---	3,293.25	---	162	1,359	2,252
				October 2023	3,105.00	3,112.00	3,105.00	3,112.00	3,112.00	---	---	---	3,112.00	---	2	21	20
				December 2023	---	---	---	---	3,117.00	---	---	---	---	---	---	---	---
				March 2024	---	---	---	---	3,132.75	---	---	---	---	---	---	---	---
				June 2024	---	---	---	---	3,149.50	---	---	---	---	---	---	---	---
FTSE/Athex Banks (Trade Unit: 1 Index Point x 15E, Cash Settlement)																	
1,042.49	1,027.13	1,038.64	0.14%	September 2023	1,052.50	1,052.50	1,046.75	1,046.75	1,046.75	---	---	---	1,134.75	---	2	25	1,938
				December 2023	---	---	---	---	1,044.25	---	---	---	---	---	---	---	---
				March 2024	---	---	---	---	1,049.50	---	---	---	---	---	---	---	---
				June 2024	---	---	---	---	1,055.00	---	---	---	---	---	---	---	---
MSCI GREECE REBASED (Trade Unit: 1 Index Point x 2E, Cash Settlement)																	
4,923.74	4,861.68	4,907.24	0.50%	August 2023	4,900.50	4,900.50	4,900.50	4,900.50	4,900.50	---	---	---	5,145.00	---	3	80	80
				September 2023	4,910.50	4,910.50	4,910.50	4,910.50	4,910.50	---	---	---	5,192.25	---	3	80	102
				October 2023	---	---	---	---	5,048.50	---	---	---	5,169.00	---	---	---	1
				November 2023	---	---	---	---	4,908.00	---	---	---	---	---	---	---	---
				December 2023	---	---	---	---	5,060.50	---	---	---	5,012.25	---	---	---	20
				January 2024	---	---	---	---	4,925.00	---	---	---	---	---	---	---	---
				March 2024	---	---	---	---	4,940.25	---	---	---	---	---	---	---	---
				June 2024	---	---	---	---	4,966.75	---	---	---	---	---	---	---	---

Derivatives notes

Fixing prices and final open positions can be retrieved from the following path <http://www.helex.gr/el/web/guest/statistics-end-of-day-derivatives>

Underlying Asset				Derivatives Market													
Price max	Price min	Closing price	change	Delivery Month	Open price	Price max	Price min	Last price	Closing price	Last Bid	Last Ask	Fixing price*	Life high	Life low	Trades	Volume	Open Interest
ADMIE (IPTO) HOLDING S.A. (CR)				(Contract Size: 100 Securities, Physical Delivery)													
2.345	2.33	2.33	-0.85%	September 2023	2.35	2.35	2.33	2.33	2.33	---	---	---	2.49	---	14	142	18,234
				December 2023	---	---	---	---	2.37	---	---	---	2.42	---	---	---	391
				March 2024	---	---	---	---	2.38	---	---	---	---	---	---	---	---
				June 2024	---	---	---	---	2.39	---	---	---	---	---	---	---	---
AEGEAN AIRLINES (CR)				(Contract Size: 100 Securities, Physical Delivery)													
13.14	12.76	12.94	-1.22%	September 2023	13.15	13.15	12.84	12.90	12.90	---	---	---	13.70	---	29	120	5,539
				December 2023	---	---	---	---	13.19	---	---	---	---	---	---	---	---
				March 2024	---	---	---	---	13.25	---	---	---	---	---	---	---	---
				June 2024	---	---	---	---	13.33	---	---	---	---	---	---	---	---
ALPHA SERVICES HOLD (CR)				(Contract Size: 100 Securities, Physical Delivery)													
1.492	1.468	1.485	0.24%	September 2023	1.47	1.49	1.47	1.48	1.48	---	---	---	1.72	---	197	8,332	218,551
				December 2023	---	---	---	---	1.50	---	---	---	1.65	---	---	---	460
				March 2024	---	---	---	---	1.50	---	---	---	---	---	---	---	---
				June 2024	---	---	---	---	1.51	---	---	---	---	---	---	---	---
AUTOHELLAS SA (CR)				(Contract Size: 100 Securities, Physical Delivery)													
12.92	12.44	12.9	1.42%	September 2023	12.90	12.90	12.90	12.90	12.90	---	---	---	14.56	---	1	4	144
				December 2023	---	---	---	---	12.81	---	---	---	---	---	---	---	---
				March 2024	---	---	---	---	12.87	---	---	---	---	---	---	---	---
				June 2024	---	---	---	---	12.94	---	---	---	---	---	---	---	---
AVAX S.A. (CR)				(Contract Size: 100 Securities, Physical Delivery)													
1.61	1.51	1.598	5.97%	September 2023	1.56	1.62	1.56	1.60	1.60	---	---	---	1.80	---	3	7	1,656
				December 2023	---	---	---	---	1.52	---	---	---	---	---	---	---	---
				March 2024	---	---	---	---	1.53	---	---	---	---	---	---	---	---
				June 2024	---	---	---	---	1.53	---	---	---	---	---	---	---	---
CC HBC AG (CR)				(Contract Size: 100 Securities, Physical Delivery)													
27.19	26.77	26.95	-0.04%	September 2023	27.10	27.19	27.00	27.00	27.00	---	---	---	28.81	---	22	168	932
				December 2023	---	---	---	---	27.14	---	---	---	---	---	---	---	---
				March 2024	---	---	---	---	27.28	---	---	---	---	---	---	---	---
				June 2024	---	---	---	---	27.42	---	---	---	---	---	---	---	---
CENERGY HOLDINGS (CB)				(Contract Size: 100 Securities, Physical Delivery)													
6.58	6.44	6.5	-0.46%	September 2023	6.57	6.57	6.48	6.49	6.49	---	---	---	7.20	---	11	81	6,382
				December 2023	---	---	---	---	6.57	---	---	---	---	---	---	---	---
				March 2024	---	---	---	---	6.61	---	---	---	---	---	---	---	---
				June 2024	---	---	---	---	6.64	---	---	---	---	---	---	---	---

Derivatives notes

Fixing prices and final open positions can be retrieved from the following path <http://www.helex.gr/el/web/guest/statistics-end-of-day-derivatives>

Underlying Asset				Derivatives Market													
Price max	Price min	Closing price	change	Delivery Month	Open price	Price max	Price min	Last price	Closing price	Last Bid	Last Ask	Fixing price*	Life high	Life low	Trades	Volume	Open Interest
ELLAKTOR (CR)				(Contract Size: 100 Securities, Physical Delivery)													
2.44	2.315	2.44	4.95%	September 2023	2.33	2.41	2.33	2.40	2.40	---	---	---	2.73	---	18	90	715
				December 2023	---	---	---	---	2.34	---	---	---	---	---	---	---	---
				March 2024	---	---	---	---	2.35	---	---	---	---	---	---	---	---
				June 2024	---	---	---	---	2.37	---	---	---	---	---	---	---	---
ELVALHALCOR (CR)				(Contract Size: 100 Securities, Physical Delivery)													
2.15	2.1	2.1	-0.94%	September 2023	2.14	2.14	2.10	2.10	2.10	---	---	---	2.45	---	4	7	2,240
				December 2023	---	---	---	---	2.13	---	---	---	---	---	---	---	---
				March 2024	---	---	---	---	2.14	---	---	---	---	---	---	---	---
				June 2024	---	---	---	---	2.16	---	---	---	---	---	---	---	---
EUROBANK HOLDINGS (CR)				(Contract Size: 100 Securities, Physical Delivery)													
1.5305	1.5	1.517	0.13%	September 2023	1.52	1.54	1.51	1.52	1.52	---	---	---	1.68	---	35	1,157	42,862
				December 2023	---	---	---	---	1.53	---	---	---	---	---	---	---	---
				March 2024	---	---	---	---	1.53	---	---	---	---	---	---	---	---
				June 2024	---	---	---	---	1.54	---	---	---	---	---	---	---	---
EYDAP S.A. (CR)				(Contract Size: 100 Securities, Physical Delivery)													
6.69	6.6	6.68	0.00%	September 2023	6.67	6.67	6.64	6.64	6.64	---	---	---	7.18	---	7	15	1,797
				December 2023	---	---	---	---	6.72	---	---	---	---	---	---	---	---
				March 2024	---	---	---	---	6.76	---	---	---	---	---	---	---	---
				June 2024	---	---	---	---	6.80	---	---	---	---	---	---	---	---
FOURLIS (CR)				(Contract Size: 100 Securities, Physical Delivery)													
4.51	4.46	4.495	-0.11%	September 2023	4.48	4.48	4.48	4.48	4.48	---	---	---	5.07	---	4	13	812
				December 2023	---	---	---	---	4.53	---	---	---	---	---	---	---	---
				March 2024	---	---	---	---	4.55	---	---	---	---	---	---	---	---
				June 2024	---	---	---	---	4.58	---	---	---	---	---	---	---	---
GEK TERNA (CR)				(Contract Size: 100 Securities, Physical Delivery)													
13.46	13.24	13.3	-0.30%	September 2023	13.39	13.46	13.25	13.46	13.46	---	---	---	15.01	---	13	49	6,944
				December 2023	---	---	---	---	13.43	---	---	---	---	---	---	---	---
				March 2024	---	---	---	---	13.50	---	---	---	---	---	---	---	---
				June 2024	---	---	---	---	13.57	---	---	---	---	---	---	---	---
HELLENIC EXCHANGES-A.S.E. (CR)				(Contract Size: 100 Securities, Physical Delivery)													
5.2	5.13	5.17	0.98%	September 2023	5.20	5.21	5.16	5.17	5.17	---	---	---	6.20	---	7	55	8,179
				December 2023	---	---	---	---	5.15	---	---	---	---	---	---	---	---
				March 2024	---	---	---	---	5.18	---	---	---	---	---	---	---	---
				June 2024	---	---	---	---	5.21	---	---	---	---	---	---	---	---

Derivatives notes

Fixing prices and final open positions can be retrieved from the following path <http://www.helex.gr/el/web/guest/statistics-end-of-day-derivatives>

Underlying Asset				Derivatives Market													
Price max	Price min	Closing price	change	Delivery Month	Open price	Price max	Price min	Last price	Closing price	Last Bid	Last Ask	Fixing price*	Life high	Life low	Trades	Volume	Open Interest
HELLENiQ ENERGY (CR)				(Contract Size: 100 Securities, Physical Delivery)													
8.11	7.93	7.99	0.38%	September 2023	8.02	8.09	7.99	8.00	8.00	---	---	---	8.49	---	13	29	1,610
				December 2023	---	---	---	---	8.01	---	---	---	---	---	---	---	---
				March 2024	---	---	---	---	8.05	---	---	---	---	---	---	---	---
				June 2024	---	---	---	---	8.10	---	---	---	---	---	---	---	---
INTRACOM HOLDINGS (CR)				(Contract Size: 106 Securities, Physical Delivery)													
2.11	2.06	2.11	1.69%	September 2023	2.08	2.10	2.08	2.09	2.09	---	---	---	2.36	---	13	52	3,839
				December 2023	---	---	---	---	2.09	---	---	---	---	---	---	---	---
				March 2024	---	---	---	---	2.10	---	---	---	---	---	---	---	---
				June 2024	---	---	---	---	2.11	---	---	---	---	---	---	---	---
INTRAKAT (CR)				(Contract Size: 100 Securities, Physical Delivery)													
3.195	3.135	3.18	0.00%	September 2023	3.10	3.19	3.07	3.15	3.15	---	---	---	3.36	---	79	220	7,233
				December 2023	---	---	---	---	3.20	---	---	---	---	---	---	---	---
				March 2024	---	---	---	---	3.22	---	---	---	---	---	---	---	---
				June 2024	---	---	---	---	3.23	---	---	---	---	---	---	---	---
JUMBO SA (CR)				(Contract Size: 100 Securities, Physical Delivery)													
27.3	26.56	27	-0.37%	September 2023	26.51	26.84	26.51	26.84	26.84	---	---	---	28.26	---	6	18	290
				December 2023	---	---	---	---	27.28	---	---	---	---	---	---	---	---
				March 2024	---	---	---	---	27.42	---	---	---	---	---	---	---	---
				June 2024	---	---	---	---	27.57	---	---	---	---	---	---	---	---
LAMDA DEVELOPMENT SA (CR)				(Contract Size: 100 Securities, Physical Delivery)													
6.79	6.66	6.69	-0.89%	September 2023	6.80	6.80	6.70	6.70	6.70	---	---	---	7.54	---	22	39	5,447
				December 2023	---	---	---	---	6.80	---	---	---	---	---	---	---	---
				March 2024	---	---	---	---	6.83	---	---	---	---	---	---	---	---
				June 2024	---	---	---	---	6.87	---	---	---	---	---	---	---	---
MIG (CR)				(Contract Size: 100 Securities, Physical Delivery)													
4.085	4	4.02	-0.49%	September 2023	3.95	3.96	3.95	3.96	3.96	---	---	---	5.10	---	2	10	66
				December 2023	---	---	---	---	4.07	---	---	---	---	---	---	---	---
				March 2024	---	---	---	---	4.09	---	---	---	---	---	---	---	---
				June 2024	---	---	---	---	4.11	---	---	---	---	---	---	---	---
MOTOR OIL (CR)				(Contract Size: 100 Securities, Physical Delivery)													
22.24	21.9	21.98	-0.18%	September 2023	22.10	22.30	22.06	22.06	22.06	---	---	---	24.55	---	14	21	1,808
				December 2023	---	---	---	---	22.17	---	---	---	---	---	---	---	---
				March 2024	---	---	---	---	22.28	---	---	---	---	---	---	---	---
				June 2024	---	---	---	---	22.40	---	---	---	---	---	---	---	---

Derivatives notes

Fixing prices and final open positions can be retrieved from the following path <http://www.helex.gr/el/web/guest/statistics-end-of-day-derivatives>

Underlying Asset				Derivatives Market													
Price max	Price min	Closing price	change	Delivery Month	Open price	Price max	Price min	Last price	Closing price	Last Bid	Last Ask	Fixing price*	Life high	Life low	Trades	Volume	Open Interest
MYTILINEOS (CR)				(Contract Size: 100 Securities, Physical Delivery)													
35.84	35.2	35.7	0.90%	September 2023	35.64	35.89	35.38	35.89	35.89	---	---	---	38.20	---	16	52	3,864
				December 2023	---	---	---	---	35.01	---	---	---	35.29	---	---	---	1
				March 2024	---	---	---	---	35.80	---	---	---	---	---	---	---	---
				June 2024	---	---	---	---	35.99	---	---	---	---	---	---	---	---
NATIONAL BANK (CR)				(Contract Size: 100 Securities, Physical Delivery)													
6.318	6.14	6.26	0.16%	September 2023	6.23	6.33	6.23	6.27	6.27	---	---	---	6.57	---	85	611	18,830
				December 2023	---	---	---	---	6.29	---	---	---	---	---	---	---	---
				March 2024	---	---	---	---	6.32	---	---	---	---	---	---	---	---
				June 2024	---	---	---	---	6.36	---	---	---	---	---	---	---	---
OPAP (CR)				(Contract Size: 103 Securities, Physical Delivery)													
15.33	15.18	15.21	-0.78%	September 2023	15.32	15.32	15.24	15.30	15.30	---	---	---	16.69	15.24	30	190	2,455
				December 2023	---	---	---	---	15.43	---	---	---	---	---	---	---	---
				March 2024	---	---	---	---	15.51	---	---	---	---	---	---	---	---
				June 2024	---	---	---	---	15.59	---	---	---	---	---	---	---	---
OTE (CR)				(Contract Size: 100 Securities, Physical Delivery)													
14.35	13.74	14.21	2.38%	September 2023	14.00	14.40	13.98	14.21	14.21	---	---	---	15.55	---	70	219	11,600
				December 2023	---	---	---	---	13.97	---	---	---	---	---	---	---	---
				March 2024	---	---	---	---	14.04	---	---	---	---	---	---	---	---
				June 2024	---	---	---	---	14.12	---	---	---	---	---	---	---	---
P.P.A. S.A. (CR)				(Contract Size: 100 Securities, Physical Delivery)													
21	20.7	20.75	-0.72%	September 2023	---	---	---	---	20.25	---	---	---	22.48	---	---	---	293
				December 2023	---	---	---	---	21.04	---	---	---	---	---	---	---	---
				March 2024	---	---	---	---	21.15	---	---	---	---	---	---	---	---
				June 2024	---	---	---	---	21.26	---	---	---	---	---	---	---	---
PIRAEUS FINANCIAL HOLD (CR)				(Contract Size: 100 Securities, Physical Delivery)													
3.338	3.25	3.3	0.00%	September 2023	3.32	3.35	3.26	3.30	3.30	---	---	---	3.62	---	187	4,392	79,899
				December 2023	---	---	---	---	3.32	---	---	---	---	---	---	---	---
				March 2024	---	---	---	---	3.34	---	---	---	---	---	---	---	---
				June 2024	---	---	---	---	3.36	---	---	---	---	---	---	---	---
PPC (CR)				(Contract Size: 100 Securities, Physical Delivery)													
9.96	9.655	9.96	2.68%	September 2023	9.78	10.00	9.70	9.98	9.98	---	---	---	11.33	---	137	610	29,396
				December 2023	---	---	---	---	9.77	---	---	---	---	---	---	---	---
				March 2024	---	---	---	---	9.81	---	---	---	---	---	---	---	---
				June 2024	---	---	---	---	9.87	---	---	---	---	---	---	---	---

Derivatives notes

Fixing prices and final open positions can be retrieved from the following path <http://www.helex.gr/el/web/guest/statistics-end-of-day-derivatives>

Underlying Asset				Derivatives Market													
Price max	Price min	Closing price	change	Delivery Month	Open price	Price max	Price min	Last price	Closing price	Last Bid	Last Ask	Fixing price*	Life high	Life low	Trades	Volume	Open Interest
QUEST HOLDINGS (CR)				(Contract Size: 100 Securities, Physical Delivery)													
6.2	6.17	6.19	0.65%	September 2023	---	---	---	---	6.22	---	---	---	6.77	---	---	---	174
				December 2023	---	---	---	---	6.19	---	---	---	---	---	---	---	---
				March 2024	---	---	---	---	6.22	---	---	---	---	---	---	---	---
				June 2024	---	---	---	---	6.26	---	---	---	---	---	---	---	---
TERNA ENERGY (CR)				(Contract Size: 100 Securities, Physical Delivery)													
16.29	15.92	16.07	0.25%	September 2023	16.15	16.25	16.01	16.15	16.15	---	---	---	21.16	---	61	226	13,001
				December 2023	---	---	---	---	16.35	---	---	---	16.90	---	---	---	20
				March 2024	---	---	---	---	16.22	---	---	---	---	---	---	---	---
				June 2024	---	---	---	---	16.31	---	---	---	---	---	---	---	---
TITAN CEMENT (CB)				(Contract Size: 100 Securities, Physical Delivery)													
18.52	18.3	18.4	-0.97%	September 2023	---	---	---	---	18.59	---	---	---	19.51	---	---	---	724
				December 2023	---	---	---	---	18.70	---	---	---	---	---	---	---	---
				March 2024	---	---	---	---	18.80	---	---	---	---	---	---	---	---
				June 2024	---	---	---	---	18.90	---	---	---	---	---	---	---	---
VIOHALCO SA/NV (CB)				(Contract Size: 100 Securities, Physical Delivery)													
6.26	6.2	6.23	-0.32%	September 2023	6.29	6.29	6.24	6.24	6.24	---	---	---	6.95	---	3	11	5,171
				December 2023	---	---	---	---	6.29	---	---	---	---	---	---	---	---
				March 2024	---	---	---	---	6.32	---	---	---	---	---	---	---	---
				June 2024	---	---	---	---	6.36	---	---	---	---	---	---	---	---

Derivatives notes

Fixing prices and final open positions can be retrieved from the following path <http://www.helex.gr/el/web/guest/statistics-end-of-day-derivatives>

FTSE/Athex Large Cap

(Trade Unit: 1 Index Point x 2€ - Exercise Style: European, Cash Settlement)

Call Options														Put Options																		
August 2023							September 2023							Other Months		August 2023							September 2023							Other Months		Exerise Price
Open price	Price max	Price min	Last price	Closing price	Volume	Open Interest	Open price	Price max	Price min	Last price	Closing price	Volume	Open Interest	Volume	Open Interest	Open price	Price max	Price min	Last price	Closing price	Volume	Open Interest	Open price	Price max	Price min	Last price	Closing price	Volume	Open Interest	Volume	Open Interest	
1,775	-	-	-	-	-	-	0.00	0.00	0.00	-	1,326.00	-	-	-	-	-	0.00	0.00	0.00	-	0.02	-	-	-	-	-	-	-	-	-	1,775	
1,800	-	-	-	-	-	-	0.00	0.00	0.00	-	1,301.00	-	-	-	-	-	0.00	0.00	0.00	-	0.03	-	-	-	-	-	-	-	-	-	1,800	
1,825	-	-	-	-	-	-	0.00	0.00	0.00	-	1,276.00	-	-	-	-	-	0.00	0.00	0.00	-	0.05	-	-	-	-	-	-	-	-	-	1,825	
1,850	-	-	-	-	-	-	0.00	0.00	0.00	-	1,251.00	-	-	-	-	-	0.00	0.00	0.00	-	0.07	-	-	-	-	-	-	-	-	-	1,850	
1,875	-	-	-	-	-	-	0.00	0.00	0.00	-	1,226.00	-	-	-	-	-	0.00	0.00	0.00	-	0.01	-	-	-	-	-	-	-	-	-	1,875	
1,900	-	-	-	-	-	-	0.00	0.00	0.00	-	1,201.00	-	-	-	-	-	0.00	0.00	0.00	-	0.01	-	-	-	-	-	-	-	-	-	1,900	
1,925	-	-	-	-	-	-	0.00	0.00	0.00	-	1,176.00	-	-	-	-	-	0.00	0.00	0.00	-	0.01	-	-	-	-	-	-	-	-	-	1,925	
1,950	-	-	-	-	-	-	0.00	0.00	0.00	-	1,151.00	-	-	-	-	-	0.00	0.00	0.00	-	0.02	-	-	-	-	-	-	-	-	-	1,950	
1,975	-	-	-	-	-	-	0.00	0.00	0.00	-	1,126.00	-	-	-	-	-	0.00	0.00	0.00	-	0.01	-	-	-	-	-	-	-	-	-	1,975	
2,000	-	-	-	-	-	-	0.00	0.00	0.00	-	1,101.00	-	-	-	-	-	0.00	0.00	0.00	-	0.01	-	-	-	-	-	-	-	-	-	2,000	
2,050	-	-	-	-	-	-	0.00	0.00	0.00	-	1,051.00	-	-	-	-	-	0.00	0.00	0.00	-	0.01	-	-	-	-	-	-	-	-	-	2,050	
2,100	-	-	-	-	-	-	0.00	0.00	0.00	-	1,002.00	-	-	-	-	-	0.00	0.00	0.00	-	0.01	-	-	-	-	-	-	-	-	-	2,100	
2,150	-	-	-	-	-	-	0.00	0.00	0.00	-	952.00	-	-	-	-	-	0.00	0.00	0.00	-	0.01	-	-	-	-	-	-	-	-	-	2,150	
2,200	-	-	-	-	-	-	0.00	0.00	0.00	-	902.00	-	-	-	-	-	0.00	0.00	0.00	-	0.01	-	-	-	-	-	-	-	-	-	2,200	
2,250	-	-	-	-	-	-	0.00	0.00	0.00	-	852.00	-	-	-	-	-	0.00	0.00	0.00	-	0.01	-	-	-	-	-	-	-	-	-	2,250	
2,300	-	-	-	-	-	-	0.00	0.00	0.00	-	802.00	-	-	-	-	-	0.00	0.00	0.00	-	0.01	-	-	-	-	-	-	-	-	-	2,300	
2,350	-	-	-	-	-	-	0.00	0.00	0.00	-	752.00	-	-	-	-	-	0.00	0.00	0.00	-	0.01	-	-	-	-	-	-	-	-	-	2,350	
2,400	-	-	-	-	-	-	0.00	0.00	0.00	-	702.00	-	-	-	-	-	0.00	0.00	0.00	-	0.02	-	-	-	-	-	-	-	-	-	2,400	
2,450	-	-	-	-	-	-	0.00	0.00	0.00	-	652.00	-	-	-	-	-	0.00	0.00	0.00	-	0.01	-	-	-	-	-	-	-	-	-	2,450	
2,500	0.00	0.00	0.00	-	599.00	-	0.00	0.00	0.00	-	602.00	-	-	-	-	-	0.00	0.00	0.00	-	0.01	-	-	-	-	-	-	-	-	-	2,500	
2,550	0.00	0.00	0.00	-	549.00	-	0.00	0.00	0.00	-	552.00	-	-	-	-	-	0.00	0.00	0.00	-	0.02	-	-	-	-	-	-	-	-	-	2,550	
2,600	0.00	0.00	0.00	-	499.00	-	0.00	0.00	0.00	-	502.00	-	-	-	-	-	0.00	0.00	0.00	-	0.02	-	-	-	-	-	-	-	-	-	2,600	
2,650	0.00	0.00	0.00	-	449.00	-	0.00	0.00	0.00	-	453.00	-	-	-	-	-	0.00	0.00	0.00	-	0.01	-	-	-	-	-	-	-	-	-	2,650	
2,700	0.00	0.00	0.00	-	399.00	-	0.00	0.00	0.00	-	403.00	-	-	-	-	-	0.00	0.00	0.00	-	0.01	-	-	-	-	-	-	-	-	-	2,700	
2,750	0.00	0.00	0.00	-	349.00	-	0.00	0.00	0.00	-	353.00	-	-	-	-	-	0.00	0.00	0.00	-	0.01	-	-	-	-	-	-	-	-	-	2,750	
2,800	0.00	0.00	0.00	-	299.00	-	0.00	0.00	0.00	-	304.00	-	-	-	-	-	0.00	0.00	0.00	-	0.01	-	-	-	-	-	-	-	-	-	2,800	
2,850	0.00	0.00	0.00	-	249.00	-	0.00	0.00	0.00	-	257.00	-	-	-	-	-	0.00	0.00	0.00	-	0.01	-	-	-	-	-	-	-	-	-	2,850	
2,900	0.00	0.00	0.00	-	199.00	-	19	0.00	0.00	0.00	-	211.00	-	-	-	20	0.00	0.00	0.00	-	0.01	-	20	-	-	-	-	-	-	-	2,900	
2,950	0.00	0.00	0.00	-	149.00	-	20	0.00	0.00	0.00	-	168.00	-	-	-	-	0.00	0.00	0.00	-	0.15	-	-	-	-	-	-	-	-	-	2,950	
3,000	0.00	0.00	0.00	-	99.00	-	41	0.00	0.00	0.00	-	129.00	-	20	-	0.00	0.00	0.00	-	0.11	-	20	-	-	-	-	-	-	-	-	3,000	
3,050	0.00	0.00	0.00	-	51.00	-	20	0.00	0.00	0.00	-	95.00	-	-	-	51	0.00	0.00	0.00	-	2.40	-	51	-	-	-	-	-	-	-	3,050	
3,100	12.75	18.50	12.75	18.50	18.50	40	60	0.00	0.00	0.00	-	67.50	-	4	-	0.00	18.50	0.00	-	17.25	-	130	-	-	-	-	-	-	-	-	3,100	
3,150	0.00	0.00	0.00	-	2.20	-	19	0.00	0.00	0.00	-	45.50	-	63	-	53.00	0.00	53.00	53.00	53.00	1	346	-	-	-	-	-	-	-	-	-	3,150
3,200	0.00	0.00	0.00	-	0.12	-	500	0.00	0.00	0.00	-	29.25	-	41	-	0.00	0.00	0.00	-	101.00	-	500	-	-	-	-	-	-	-	-	-	3,200
3,250	0.00	0.00	0.00	-	0.01	-	33	0.00	0.00	0.00	-	18.00	-	41	-	0.00	0.00	0.00	-	151.00	-	141	-	-	-	-	-	-	-	-	-	3,250
3,300	0.00	0.00	0.00	-	0.01	-	26	0.00	0.00	0.00	-	10.50	-	1	-	0.00	0.00	0.00	-	201.00	-	40	-	-	-	-	-	-	-	-	-	3,300

FTSE/Athex Large Cap

(Trade Unit: 1 Index Point x 2€ - Exercise Style: European, Cash Settlement)

Call Options																Put Options																		
August 2023								September 2023								Other Months				August 2023							September 2023				Other Months			
Exercise Price	Open price	Price max	Price min	Last price	Closing price	Volume	Open Interest	Open price	Price max	Price min	Last price	Closing price	Volume	Open Interest	Volume	Open Interest	Open price	Price max	Price min	Last price	Closing price	Volume	Open Interest	Open price	Price max	Price min	Last price	Closing price	Volume	Open Interest	Volume	Open Interest	Exercise Price	
3,350	0.00	0.00	0.00	-	0.01	-	21	0.00	0.00	0.00	-	5.80	-	-			0.00	0.00	0.00	-	251.00	-	60	0.00	0.00	0.00	-	252.00	-	-			3,350	
3,400	0.00	0.00	0.00	-	0.07	-	-	0.00	0.00	0.00	-	3.00	-	-			0.00	0.00	0.00	-	301.00	-	-	0.00	0.00	0.00	-	299.00	-	-			3,400	
3,450	0.00	0.00	0.00	-	0.01	-	-	0.00	0.00	0.00	-	1.50	-	-			0.00	0.00	0.00	-	351.00	-	-	0.00	0.00	0.00	-	348.00	-	-			3,450	
3,500	0.00	0.00	0.00	-	0.01	-	-	0.00	0.00	0.00	-	0.72	-	-			0.00	0.00	0.00	-	401.00	-	-	0.00	0.00	0.00	-	397.00	-	-			3,500	
Totals:						40	759							0	170	0	0							1	1,308					0	233	0	0	
Number of Trades:						2							0	0							1					0	0							

ALPHA SERVICES HOLD (CR)

(Contract Size: 100 Securities, Exercise Style: American, Physical Delivery)

Call Options														Put Options																		
August 2023							September 2023							Other Months		August 2023							September 2023							Other Months		Exercise Price
Open price	Price max	Price min	Last price	Closing price	Volume	Open Interest	Open price	Price max	Price min	Last price	Closing price	Volume	Open Interest	Volume	Open Interest	Open price	Price max	Price min	Last price	Closing price	Volume	Open Interest	Open price	Price max	Price min	Last price	Closing price	Volume	Open Interest	Volume	Open Interest	
0.550					-	-	0.000	0.000	0.000	0.931	-	-				-	-	0.000	0.000	0.000	0.002	-	-									0.006
0.600					-	-	0.000	0.000	0.000	0.881	-	-				-	-	0.000	0.000	0.000	0.001	-	-									0.006
0.650					-	-	0.000	0.000	0.000	0.831	-	-				-	-	0.000	0.000	0.000	0.001	-	-									0.007
0.700					-	-	0.000	0.000	0.000	0.781	-	-				-	-	0.000	0.000	0.000	0.001	-	-									0.007
0.750					-	-	0.000	0.000	0.000	0.731	-	-				-	-	0.000	0.000	0.000	0.002	-	-									0.008
0.800					-	-	0.000	0.000	0.000	0.681	-	-				-	-	0.000	0.000	0.000	0.001	-	-									0.008
0.850	0.000	0.000	0.000	0.630	-	-	0.000	0.000	0.000	0.631	-	-				0.000	0.000	0.000	0.001	-	-	0.000	0.000	0.000	0.001	-	-					0.009
0.900	0.000	0.000	0.000	0.580	-	-	0.000	0.000	0.000	0.581	-	-				0.000	0.000	0.000	0.001	-	-	0.000	0.000	0.000	0.002	-	-					0.009
0.950	0.000	0.000	0.000	0.530	-	-	0.000	0.000	0.000	0.532	-	-				0.000	0.000	0.000	0.001	-	-	0.000	0.000	0.000	0.004	-	-					0.010
1.000	0.000	0.000	0.000	0.480	-	-	0.000	0.000	0.000	0.482	-	-				0.000	0.000	0.000	0.002	-	-	0.000	0.000	0.000	0.001	-	-					0.010
1.100	0.000	0.000	0.000	0.380	-	-	0.000	0.000	0.000	0.382	-	-				0.000	0.000	0.000	0.001	-	-	0.000	0.000	0.000	0.001	-	-					0.011
1.200	0.000	0.000	0.000	0.280	-	-	0.000	0.000	0.000	0.284	-	-				0.000	0.000	0.000	0.001	-	-	0.000	0.000	0.000	0.002	-	-					0.012
1.300	0.000	0.000	0.000	0.180	-	-	0.000	0.000	0.000	0.191	-	-				0.000	0.000	0.000	0.001	-	-	0.000	0.000	0.000	0.009	-	-					0.013
1.400	0.000	0.000	0.000	0.085	-	-	0.000	0.000	0.000	0.114	-	-				0.000	0.000	0.000	0.005	-	-	0.000	0.000	0.000	0.031	-	-					0.014
1.500	0.000	0.000	0.000	0.020	-	20	0.000	0.000	0.000	0.058	-	14				0.000	0.000	0.000	0.040	-	-	0.000	0.000	0.000	0.076	-	-					0.015
1.600	0.000	0.000	0.000	0.002	-	-	0.000	0.000	0.000	0.026	-	-				0.000	0.000	0.000	0.122	-	-	0.000	0.000	0.000	0.143	-	-					0.016
1.700	0.000	0.000	0.000	0.001	-	-	0.000	0.000	0.000	0.010	-	-				0.000	0.000	0.000	0.220	-	-	0.000	0.000	0.000	0.228	-	-					0.017
1.800	0.000	0.000	0.000	0.002	-	-	0.000	0.000	0.000	0.003	-	-				0.000	0.000	0.000	0.320	-	-	0.000	0.000	0.000	0.321	-	-					0.018
1.900	0.000	0.000	0.000	0.001	-	-	0.000	0.000	0.000	0.001	-	-				0.000	0.000	0.000	0.420	-	-	0.000	0.000	0.000	0.420	-	-					0.019
2.000	0.000	0.000	0.000	0.001	-	-	0.000	0.000	0.000	0.001	-	-				0.000	0.000	0.000	0.520	-	-	0.000	0.000	0.000	0.520	-	-					0.020
2.200	0.000	0.000	0.000	0.001	-	-	0.000	0.000	0.000	0.001	-	-				0.000	0.000	0.000	0.720	-	-	0.000	0.000	0.000	0.720	-	-					0.022
2.400	0.000	0.000	0.000	0.001	-	-	0.000	0.000	0.000	0.001	-	-				0.000	0.000	0.000	0.920	-	-	0.000	0.000	0.000	0.920	-	-					0.024
Totals:					0	20						0	14	0	0						0	0						0	0	0	0	
Number of Trades:					0						0	0						0.00						0	0						0	

NATIONAL BANK (CR)

(Contract Size: 100 Securities, Exercise Style: American, Physical Delivery)

Call Options														Put Options																			
August 2023							September 2023							Other Months		August 2023							September 2023							Other Months		Exercise Price	
Open price	Price max	Price min	Last price	Closing price	Volume	Open Interest	Open price	Price max	Price min	Last price	Closing price	Volume	Open Interest	Volume	Open Interest	Open price	Price max	Price min	Last price	Closing price	Volume	Open Interest	Open price	Price max	Price min	Last price	Closing price	Volume	Open Interest	Volume	Open Interest		
2.000					-	-	0.000	0.000	0.000		4.25	-	-			-	-	0.000	0.000	0.000		0.001	-	-								0.020	
2.200					-	-	0.000	0.000	0.000		4.05	-	-			-	-	0.000	0.000	0.000		0.001	-	-								0.022	
2.400					-	-	0.000	0.000	0.000		3.85	-	-			-	-	0.000	0.000	0.000		0.001	-	-								0.024	
2.600					-	-	0.000	0.000	0.000		3.65	-	-			-	-	0.000	0.000	0.000		0.001	-	-								0.026	
2.800					-	-	0.000	0.000	0.000		3.45	-	-			-	-	0.000	0.000	0.000		0.001	-	-								0.028	
3.000					-	-	0.000	0.000	0.000		3.25	-	-			-	-	0.000	0.000	0.000		0.001	-	-								0.030	
3.200					-	-	0.000	0.000	0.000		3.06	-	-			-	-	0.000	0.000	0.000		0.001	-	-								0.032	
3.400					-	-	0.000	0.000	0.000		2.86	-	-			-	-	0.000	0.000	0.000		0.001	-	-								0.034	
3.600	0.000	0.000	0.000		2.65	-	-	0.000	0.000	0.000		2.66	-	-			0.000	0.000	0.000		0.001	-	-			0.000	0.000	0.000		0.001	-	-	0.036
3.800	0.000	0.000	0.000		2.45	-	-	0.000	0.000	0.000		2.46	-	-			0.000	0.000	0.000		0.001	-	-			0.000	0.000	0.000		0.001	-	-	0.038
4.000	0.000	0.000	0.000		2.25	-	-	0.000	0.000	0.000		2.26	-	-			0.000	0.000	0.000		0.001	-	-			0.000	0.000	0.000		0.001	-	-	0.040
4.400	0.000	0.000	0.000		1.85	-	-	0.000	0.000	0.000		1.86	-	-			0.000	0.000	0.000		0.001	-	-			0.000	0.000	0.000		0.001	-	-	0.044
4.800	0.000	0.000	0.000		1.45	-	-	0.000	0.000	0.000		1.46	-	-			0.000	0.000	0.000		0.001	-	-			0.000	0.000	0.000		0.002	-	-	0.048
5.200	0.000	0.000	0.000		1.05	-	-	0.000	0.000	0.000		1.07	-	-			0.000	0.000	0.000		0.001	-	-			0.000	0.000	0.000		0.014	-	-	0.052
5.600	0.000	0.000	0.000		0.651	-	-	0.000	0.000	0.000		0.717	-	-			0.000	0.000	0.000		0.001	-	-			0.000	0.000	0.000		0.058	-	-	0.056
6.000	0.000	0.000	0.000		0.257	-	5	0.000	0.000	0.000		0.426	-	-			0.000	0.000	0.000		0.007	-	-			0.000	0.000	0.000		0.166	-	-	0.060
6.400	0.000	0.000	0.000		0.023	-	-	0.000	0.000	0.000		0.221	-	4			0.000	0.000	0.000		0.172	-	2			0.000	0.000	0.000		0.362	-	-	0.064
6.800	0.000	0.000	0.000		0.001	-	-	0.000	0.000	0.000		0.101	-	-			0.000	0.000	0.000		0.550	-	-			0.000	0.000	0.000		0.641	-	-	0.068
7.200	0.000	0.000	0.000		0.001	-	-	0.000	0.000	0.000		0.040	-	-			0.000	0.000	0.000		0.950	-	-			0.000	0.000	0.000		0.981	-	-	0.072
7.600	0.000	0.000	0.000		0.001	-	-	0.000	0.000	0.000		0.013	-	-			0.000	0.000	0.000		1.35	-	-			0.000	0.000	0.000		1.36	-	-	0.076
8.000	0.000	0.000	0.000		0.001	-	-	0.000	0.000	0.000		0.004	-	-			0.000	0.000	0.000		1.75	-	-			0.000	0.000	0.000		1.75	-	-	0.080
8.400	0.000	0.000	0.000		0.001	-	-	0.000	0.000	0.000		0.001	-	-			0.000	0.000	0.000		2.15	-	-			0.000	0.000	0.000		2.15	-	-	0.084
Totals:					0	5						0	4	0	0						0	2						0	270	0	50		
Number of Trades:					0						0	0						0.00						0	0								

OPAP (CR)

(Contract Size: 100 Securities, Exercise Style: American, Physical Delivery)

Call Options														Put Options																				
August 2023							September 2023							Other Months		August 2023							September 2023							Other Months				
Exercise Price	Open price	Price max	Price min	Last price	Closing price	Volume	Open Interest	Open price	Price max	Price min	Last price	Closing price	Volume	Open Interest	Volume	Open Interest	Open price	Price max	Price min	Last price	Closing price	Volume	Open Interest	Open price	Price max	Price min	Last price	Closing price	Volume	Open Interest	Volume	Open Interest	Exercise Price	
8.800						-	-	0.000	0.000	0.000		6.54	-	-			-	-	0.000	0.000	0.000		0.001	-	-								0.088	
9.200						-	-	0.000	0.000	0.000		6.15	-	-			-	-	0.000	0.000	0.000		0.001	-	-								0.092	
9.600						-	-	0.000	0.000	0.000		5.75	-	-			-	-	0.000	0.000	0.000		0.001	-	-								0.096	
10.000	0.000	0.000	0.000		5.33	-	-	0.000	0.000	0.000		5.35	-	-			0.000	0.000	0.000		0.001	-	-	0.000	0.000	0.000		0.002	-	-			0.100	
11.000	0.000	0.000	0.000		4.33	-	-	0.000	0.000	0.000		4.35	-	-			0.000	0.000	0.000		0.005	-	-	0.000	0.000	0.000		0.001	-	-			0.110	
12.000	0.000	0.000	0.000		3.33	-	-	0.000	0.000	0.000		3.35	-	-			0.000	0.000	0.000		0.001	-	-	0.000	0.000	0.000		0.001	-	-			0.120	
13.000	0.000	0.000	0.000		2.33	-	-	0.000	0.000	0.000		2.35	-	-			0.000	0.000	0.000		0.001	-	-	0.000	0.000	0.000		0.001	-	-			0.130	
14.000	0.000	0.000	0.000		1.33	-	-	0.000	0.000	0.000		1.38	-	-			0.000	0.000	0.000		0.001	-	-	0.000	0.000	0.000		0.031	-	-			0.140	
15.000	0.000	0.000	0.000		0.352	-	-	0.000	0.000	0.000		0.591	-	-			0.000	0.000	0.000		0.021	-	10	0.000	0.000	0.000		0.237	-	-			0.150	
16.000	0.000	0.000	0.000		0.002	-	-	0.000	0.000	0.000		0.160	-	-			0.000	0.000	0.000		0.671	-	76	0.000	0.000	0.000		0.807	-	-			0.160	
17.000	0.000	0.000	0.000		0.001	-	15	0.000	0.000	0.000		0.025	-	10			0.000	0.000	0.000		1.67	-	-	0.000	0.000	0.000		1.68	-	-			0.170	
18.000	0.000	0.000	0.000		0.001	-	-	0.000	0.000	0.000		0.002	-	5			0.000	0.000	0.000		2.67	-	-	0.000	0.000	0.000		2.67	-	-			0.180	
19.000	0.000	0.000	0.000		0.001	-	-	0.000	0.000	0.000		0.001	-	-			0.000	0.000	0.000		3.67	-	-	0.000	0.000	0.000		3.67	-	-			0.190	
20.000	0.000	0.000	0.000		0.001	-	-	0.000	0.000	0.000		0.001	-	-			0.000	0.000	0.000		4.67	-	-	0.000	0.000	0.000		4.67	-	-			0.200	
22.000	0.000	0.000	0.000		0.003	-	-	0.000	0.000	0.000		0.001	-	-			0.000	0.000	0.000		6.67	-	-	0.000	0.000	0.000		6.67	-	-			0.220	
24.000	0.000	0.000	0.000		0.001	-	-	0.000	0.000	0.000		0.002	-	-			0.000	0.000	0.000		8.67	-	-	0.000	0.000	0.000		8.67	-	-			0.240	
Totals:						0	15						0	15	0	0						0	86							0	20	0	0	
Number of Trades:						0							0		0								0.00							0		0		

OTE (CR)

(Contract Size: 100 Securities, Exercise Style: American, Physical Delivery)

Call Options														Put Options																					
Exercise Price	August 2023						September 2023						Other Months		August 2023						September 2023						Other Months		Exercise Price						
	Open price	Price max	Price min	Last price	Closing price	Volume	Open Interest	Open price	Price max	Price min	Last price	Closing price	Volume	Open Interest	Volume	Open Interest	Open price	Price max	Price min	Last price	Closing price	Volume	Open Interest	Open price	Price max	Price min	Last price	Closing price		Volume	Open Interest	Volume	Open Interest		
9.200						-	-	0.000	0.000	0.000	4.70	-	-																					0.092	
9.600	0.000	0.000	0.000		4.28	-	-	0.000	0.000	0.000	4.30	-	-			0.000	0.000	0.000		0.001	-	-	0.000	0.000	0.000	0.001	-	-					0.096		
10.000	0.000	0.000	0.000		3.88	-	-	0.000	0.000	0.000	3.90	-	-			0.000	0.000	0.000		0.001	-	-	0.000	0.000	0.000	0.001	-	-					0.100		
11.000	0.000	0.000	0.000		2.88	-	-	0.000	0.000	0.000	2.90	-	-			0.000	0.000	0.000		0.001	-	-	0.000	0.000	0.000	0.001	-	-					0.110		
12.000	0.000	0.000	0.000		1.88	-	-	0.000	0.000	0.000	1.90	-	-			0.000	0.000	0.000		0.001	-	-	0.000	0.000	0.000	0.003	-	-					0.120		
13.000	0.000	0.000	0.000		0.881	-	-	0.000	0.000	0.000	0.968	-	-			0.000	0.000	0.000		0.009	-	-	0.000	0.000	0.000	0.066	-	-					0.130		
14.000	0.000	0.000	0.000		0.053	-	-	0.000	0.000	0.000	0.312	-	-			0.000	0.000	0.000		0.172	-	50	0.000	0.000	0.000	0.410	-	-					0.140		
15.000	0.000	0.000	0.000		0.001	-	7	0.000	0.000	0.000	0.054	-	10			0.983	0.983	0.983	0.983	0.983	5	-	0.000	0.000	0.000	1.16	-	-					0.150		
16.000	0.000	0.000	0.000		0.001	-	-	0.000	0.000	0.000	0.005	-	-			0.000	0.000	0.000		2.12	-	-	0.000	0.000	0.000	2.12	-	-					0.160		
17.000	0.000	0.000	0.000		0.001	-	-	0.000	0.000	0.000	0.001	-	-			0.000	0.000	0.000		3.12	-	-	0.000	0.000	0.000	3.12	-	-					0.170		
18.000	0.000	0.000	0.000		0.001	-	-	0.000	0.000	0.000	0.001	-	-			0.000	0.000	0.000		4.12	-	-	0.000	0.000	0.000	4.12	-	-					0.180		
19.000	0.000	0.000	0.000		0.001	-	-	0.000	0.000	0.000	0.001	-	-			0.000	0.000	0.000		5.12	-	-	0.000	0.000	0.000	5.12	-	-					0.190		
20.000	0.000	0.000	0.000		0.001	-	-	0.000	0.000	0.000	0.001	-	-			0.000	0.000	0.000		6.12	-	-	0.000	0.000	0.000	6.12	-	-					0.200		
22.000	0.000	0.000	0.000		0.001	-	-	0.000	0.000	0.000	0.001	-	-			0.000	0.000	0.000		8.12	-	-	0.000	0.000	0.000	8.12	-	-					0.220		
Totals:						0	7							0	10	0	0							0	50							0	0	0	0
Number of Trades:						0							0	0								1.00							0	0					

PIRAEUS FINANCIAL HOLD (CR)

(Contract Size: 100 Securities, Exercise Style: American, Physical Delivery)

Call Options														Put Options																			
August 2023							September 2023							Other Months		August 2023							September 2023							Other Months		Exercise Price	
Open price	Price max	Price min	Last price	Closing price	Volume	Open Interest	Open price	Price max	Price min	Last price	Closing price	Volume	Open Interest	Volume	Open Interest	Open price	Price max	Price min	Last price	Closing price	Volume	Open Interest	Open price	Price max	Price min	Last price	Closing price	Volume	Open Interest	Volume	Open Interest		
0.750					-	-	0.000	0.000	0.000		2.55	-	-			-	-	0.000	0.000	0.000		0.001	-	-								0.008	
0.800					-	-	0.000	0.000	0.000		2.50	-	-			-	-	0.000	0.000	0.000		0.001	-	-								0.008	
0.850					-	-	0.000	0.000	0.000		2.45	-	-			-	-	0.000	0.000	0.000		0.001	-	-								0.009	
0.900					-	-	0.000	0.000	0.000		2.40	-	-			-	-	0.000	0.000	0.000		0.001	-	-								0.009	
0.950					-	-	0.000	0.000	0.000		2.35	-	-			-	-	0.000	0.000	0.000		0.002	-	-								0.010	
1.000					-	-	0.000	0.000	0.000		2.30	-	-			-	-	0.000	0.000	0.000		0.001	-	-								0.010	
1.100					-	-	0.000	0.000	0.000		2.20	-	-			-	-	0.000	0.000	0.000		0.002	-	-								0.011	
1.200					-	-	0.000	0.000	0.000		2.10	-	-			-	-	0.000	0.000	0.000		0.004	-	-								0.012	
1.300					-	-	0.000	0.000	0.000		2.00	-	-			-	-	0.000	0.000	0.000		0.001	-	-								0.013	
1.400					-	-	0.000	0.000	0.000		1.90	-	-			-	-	0.000	0.000	0.000		0.001	-	-								0.014	
1.500					-	-	0.000	0.000	0.000		1.80	-	-			-	-	0.000	0.000	0.000		0.001	-	-								0.015	
1.600					-	-	0.000	0.000	0.000		1.70	-	-			-	-	0.000	0.000	0.000		0.001	-	-								0.016	
1.700	0.000	0.000	0.000		1.60	-	-	0.000	0.000	0.000		1.60	-	-			0.000	0.000	0.000		0.001	-	-			0.000	0.000	0.000		0.001	-	-	0.017
1.800	0.000	0.000	0.000		1.50	-	-	0.000	0.000	0.000		1.50	-	-			0.000	0.000	0.000		0.001	-	-			0.000	0.000	0.000		0.001	-	-	0.018
1.900	0.000	0.000	0.000		1.40	-	-	0.000	0.000	0.000		1.40	-	-			0.000	0.000	0.000		0.001	-	-			0.000	0.000	0.000		0.001	-	-	0.019
2.000	0.000	0.000	0.000		1.30	-	-	0.000	0.000	0.000		1.30	-	-			0.000	0.000	0.000		0.001	-	-			0.000	0.000	0.000		0.001	-	-	0.020
2.200	0.000	0.000	0.000		1.10	-	-	0.000	0.000	0.000		1.10	-	-			0.000	0.000	0.000		0.001	-	-			0.000	0.000	0.000		0.001	-	-	0.022
2.400	0.000	0.000	0.000		0.900	-	-	0.000	0.000	0.000		0.904	-	-			0.000	0.000	0.000		0.001	-	-			0.000	0.000	0.000		0.001	-	-	0.024
2.600	0.000	0.000	0.000		0.700	-	-	0.000	0.000	0.000		0.707	-	-			0.000	0.000	0.000		0.002	-	-			0.000	0.000	0.000		0.003	-	-	0.026
2.800	0.000	0.000	0.000		0.500	-	-	0.000	0.000	0.000		0.518	-	-			0.000	0.000	0.000		0.001	-	-			0.000	0.000	0.000		0.013	-	-	0.028
3.000	0.000	0.000	0.000		0.300	-	-	0.000	0.000	0.000		0.349	-	-			0.000	0.000	0.000		0.001	-	-			0.000	0.000	0.000		0.044	-	-	0.030
3.200	0.000	0.000	0.000		0.110	-	-	0.000	0.000	0.000		0.212	-	-			0.000	0.000	0.000		0.009	-	-			0.000	0.000	0.000		0.107	-	-	0.032
3.400	0.000	0.000	0.000		0.010	-	-	0.000	0.000	0.000		0.116	-	4			0.000	0.000	0.000		0.110	-	-			0.000	0.000	0.000		0.211	-	-	0.034
3.600	0.000	0.000	0.000		0.002	-	-	0.000	0.000	0.000		0.058	-	-			0.000	0.000	0.000		0.300	-	-			0.000	0.000	0.000		0.353	-	-	0.036
3.800	0.000	0.000	0.000		0.002	-	-	0.000	0.000	0.000		0.025	-	-			0.000	0.000	0.000		0.500	-	-			0.000	0.000	0.000		0.520	-	-	0.038
4.000	0.000	0.000	0.000		0.001	-	-	0.000	0.000	0.000		0.010	-	-			0.000	0.000	0.000		0.700	-	-			0.000	0.000	0.000		0.706	-	-	0.040
4.400	0.000	0.000	0.000		0.001	-	-	0.000	0.000	0.000		0.001	-	-			0.000	0.000	0.000		1.10	-	-			0.000	0.000	0.000		1.10	-	-	0.044
4.800	0.000	0.000	0.000		0.001	-	-	0.000	0.000	0.000		0.001	-	-			0.000	0.000	0.000		1.50	-	-			0.000	0.000	0.000		1.50	-	-	0.048
5.200	0.000	0.000	0.000		0.001	-	-	0.000	0.000	0.000		0.001	-	-			0.000	0.000	0.000		1.90	-	-			0.000	0.000	0.000		1.90	-	-	0.052
Totals:					0	0						0	4	0	0			0	0					0	0	0	0	0	0	0	0		
Number of Trades:					0							0		0				0.00						0					0		0		

PPC (CR)

(Contract Size: 100 Securities, Exercise Style: American, Physical Delivery)

Call Options														Put Options																			
August 2023							September 2023							Other Months		August 2023							September 2023							Other Months		Exercise Price	
Exercise Price	Open price	Price max	Price min	Last price	Closing price	Volume	Open Interest	Open price	Price max	Price min	Last price	Closing price	Volume	Open Interest	Volume	Open Interest	Open price	Price max	Price min	Last price	Closing price	Volume	Open Interest	Open price	Price max	Price min	Last price	Closing price	Volume	Open Interest	Volume		Open Interest
3.600						-	-	0.000	0.000	0.000	6.11	-	-											0.000	0.000	0.000	0.001	-	-			0.036	
3.800						-	-	0.000	0.000	0.000	5.91	-	-											0.000	0.000	0.000	0.001	-	-			0.038	
4.000						-	-	0.000	0.000	0.000	5.71	-	-											0.000	0.000	0.000	0.001	-	-			0.040	
4.400						-	-	0.000	0.000	0.000	5.31	-	-											0.000	0.000	0.000	0.005	-	-			0.044	
4.800						-	-	0.000	0.000	0.000	4.91	-	-											0.000	0.000	0.000	0.001	-	-			0.048	
5.200						-	-	0.000	0.000	0.000	4.51	-	-											0.000	0.000	0.000	0.001	-	-			0.052	
5.600						-	-	0.000	0.000	0.000	4.11	-	-											0.000	0.000	0.000	0.001	-	-			0.056	
6.000	0.000	0.000	0.000		3.70	-	-	0.000	0.000	0.000	3.71	-	-				0.000	0.000	0.000	0.001	-	-		0.000	0.000	0.000	0.001	-	-			0.060	
6.400	0.000	0.000	0.000		3.30	-	-	0.000	0.000	0.000	3.31	-	-				0.000	0.000	0.000	0.001	-	-		0.000	0.000	0.000	0.001	-	-			0.064	
6.800	0.000	0.000	0.000		2.90	-	-	0.000	0.000	0.000	2.91	-	-				0.000	0.000	0.000	0.001	-	-		0.000	0.000	0.000	0.001	-	-			0.068	
7.200	0.000	0.000	0.000		2.50	-	-	0.000	0.000	0.000	2.51	-	-				0.000	0.000	0.000	0.001	-	-		0.000	0.000	0.000	0.001	-	-			0.072	
7.600	0.000	0.000	0.000		2.10	-	-	0.000	0.000	0.000	2.12	-	-				0.000	0.000	0.000	0.001	-	-		0.000	0.000	0.000	0.005	-	-			0.076	
8.000	0.000	0.000	0.000		1.70	-	-	0.000	0.000	0.000	1.73	-	-				0.000	0.000	0.000	0.001	-	-		0.000	0.000	0.000	0.016	-	-			0.080	
8.400	0.000	0.000	0.000		1.30	-	-	0.000	0.000	0.000	1.36	-	-				0.000	0.000	0.000	0.001	-	-		0.000	0.000	0.000	0.047	-	-			0.084	
8.800	0.000	0.000	0.000		0.901	-	-	0.000	0.000	0.000	1.02	-	-				0.000	0.000	0.000	0.002	-	-		0.000	0.000	0.000	0.107	-	-			0.088	
9.200	0.000	0.000	0.000		0.504	-	-	0.000	0.000	0.000	0.732	-	-				0.000	0.000	0.000	0.003	-	21		0.000	0.000	0.000	0.217	-	-			0.092	
9.600	0.000	0.000	0.000		0.168	-	22	0.000	0.000	0.000	0.495	-	60				0.000	0.000	0.000	0.067	-	43		0.000	0.000	0.000	0.380	-	-			0.096	
10.000	0.000	0.000	0.000		0.021	-	83	0.000	0.000	0.000	0.313	-	45				0.000	0.000	0.000	0.320	-	11		0.000	0.000	0.000	0.598	-	-			0.100	
11.000	0.000	0.000	0.000		0.001	-	67	0.000	0.000	0.000	0.078	-	7				0.000	0.000	0.000	1.30	-	1		0.000	0.000	0.000	1.36	-	-			0.110	
12.000	0.000	0.000	0.000		0.001	-	5	0.000	0.000	0.000	0.014	-	21				0.000	0.000	0.000	2.30	-	-		0.000	0.000	0.000	2.31	-	-			0.120	
13.000	0.000	0.000	0.000		0.001	-	-	0.000	0.000	0.000	0.002	-	-				0.000	0.000	0.000	3.30	-	-		0.000	0.000	0.000	3.30	-	-			0.130	
14.000	0.000	0.000	0.000		0.001	-	-	0.000	0.000	0.000	0.001	-	-				0.000	0.000	0.000	4.30	-	-		0.000	0.000	0.000	4.30	-	-			0.140	
15.000	0.000	0.000	0.000		0.001	-	-	0.000	0.000	0.000	0.001	-	-				0.000	0.000	0.000	5.30	-	-		0.000	0.000	0.000	5.30	-	-			0.150	
16.000	0.000	0.000	0.000		0.001	-	-	0.000	0.000	0.000	0.001	-	-				0.000	0.000	0.000	6.30	-	-		0.000	0.000	0.000	6.30	-	-			0.160	
Totals:						0	177					0	133	0	0					0	76					0	37	0	0				
Number of Trades:						0						0		0							0.00						0		0				

Lending Products	Underlying Title	Open Interest[5]	Multilateral Transactions[1]				Bilateral Transactions[2]		Stock Borrowing through OTC (volume)[3]
			Volume(Offered)	Average Weighted	Transactions volume	Average Weighted	Transactions Volume	Average Weighted	Transactions Volume
ADMIEBOR	ADMIE (IPTO) HOLDING S.A. (CR)	---	---	---	---	---	---	641,203	
AEGNBOR	AEGEAN AIRLINES (CR)	---	---	---	---	---	---	75,160	
ALPHABOR	ALPHA SERVICES HOLD (CR)	200	---	---	---	---	---	58,567,065	
ALMYBOR	ALUMIL (CR)	---	---	---	---	---	---	---	
OTOELBOR	AUTOHELLAS SA (CR)	550	---	---	---	---	---	196,838	
AVAXBOR	AVAX S.A. (CR)	---	---	---	---	---	---	---	
EEEBOR	CC HBC AG (CR)	3,539	---	---	---	---	---	49,268	
CENERBOR	CENERGY HOLDINGS (CB)	7,700	---	---	---	---	---	10,522	
ELLAKTORBOR	ELLAKTOR (CR)	6,981	---	---	1,000	4.75%	---	109,788	
ELHABOR	ELVALHALCOR (CR)	12,067	---	---	---	---	---	64,887	
EUROBBOR	EUROBANK HOLDINGS (CR)	15,000	---	---	---	---	---	34,119,950	
EYDAPBOR	EYDAP S.A. (CR)	7,845	---	---	---	---	---	259,801	
FFGRPBOR	FOLLI FOLLIE (CR)	---	---	---	---	---	---	886,279	
FOYRKBOR	FOURLIS (CR)	---	---	---	---	---	---	11,289	
GEKTERNABOR	GEK TERNA (CR)	1,540	---	---	---	---	---	1,293	
SARBOR	GR. SARANTIS S.A. (CR)	1,935	---	---	---	---	---	48,471	
EXAEBOR	HELLENIC EXCHANGES-A.S.E. (CR)	4,000	---	---	---	---	---	167,047	
ELPEBOR	HELLENIQ ENERGY (CR)	1,550	---	---	---	---	---	366,082	
INTRKBOR	INTRACOM HOLDINGS (CR)	---	---	---	---	---	---	---	
INKATBOR	INTRAKAT (CR)	---	---	---	---	---	---	---	
BELABOR	JUMBO SA (CR)	19,798	---	---	1,500	4.75%	---	175,332	
LAMDABOR	LAMDA DEVELOPMENT SA (CR)	900	---	---	---	---	---	536,428	
MIGBOR	MIG (CR)	1,572	---	---	---	---	---	40,179	
MOHBOR	MOTOR OIL (CR)	19,581	---	---	---	---	---	759,366	
MYTILBOR	MYTILINEOS (CR)	22,522	---	---	---	---	---	161,520	
ETEBOR	NATIONAL BANK (CR)	541	---	---	---	---	---	8,977,900	
OPAPBOR	OPAP (CR)	2,000	---	---	---	---	---	1,563,804	
HTOBOR	OTE (CR)	1,000	---	---	142	6.19%	---	1,871,517	
PPABOR	P.P.A. S.A. (CR)	---	---	---	---	---	---	65,287	
TPEIRBOR	PIRAEUS FINANCIAL HOLD (CR)	5,000	---	---	---	---	---	6,881,237	
PPCBOR	PPC (CR)	3,000	---	---	---	---	---	1,874,588	

Stock Lending Notes

[1] - Multilateral contracts Lending or Borrowing as per Methods 8-1, 8-2 and 8-3-3 (According to ATHEX BoD Resolution No.17)

[2] - Bilateral Contracts Lending or Borrowing as per Methods 8-3-1 and 8-3-2 (According to ATHEX BoD Resolution No.20)

[3] - The information concerning OTC Stock Borrowing Transactions is based on the statements of the Dematerialised Securities System (DSS) operators involved and refers to volumes that have been registered up until the previous working day.

[4] - Average Price (Volume weighted)

[5] - The Data concerning Open Interest before the start of trading session

Lending Products	Underlying Title	Open Interest[5]	Multilateral Transactions[1]				Bilateral Transactions[2]		Stock Borrowing through OTC (volume)[3]	
			Volume(Offered)	Average Weighted	Transactions volume	Average Weighted	Transactions Volume	Average Weighted	Transactions Volume	
QUALBOR	QUALITY & RELIABILITY SA (CR)	---	---	---	---	---	---	---	---	
QUESTBOR	QUEST HOLDINGS (CR)	300	---	---	---	---	---	---	31,564	
TENERGYBOR	TERNA ENERGY (CR)	---	---	---	---	---	---	---	754,366	
TITCBOR	TITAN CEMENT (CB)	3,000	---	---	---	---	---	---	302,684	
VIOBOR	VIOHALCO SA/NV (CB)	8,954	---	---	---	---	---	---	---	

Stock Lending Notes

[1] - Multilateral contracts Lending or Borrowing as per Methods 8-1, 8-2 and 8-3-3 (According to ATHEX BoD Resolution No.17)

[2] - Bilateral Contracts Lending or Borrowing as per Methods 8-3-1 and 8-3-2 (According to ATHEX BoD Resolution No.20)

[3] - The information concerning OTC Stock Borrowing Transactions is based on the statements of the Dematerialised Securities System (DSS) operators involved and refers to volumes that have been registered up until the previous working day.

[4] - Average Price (Volume weighted)

[5] - The Data concerning Open Interest before the start of trading session

Sectors codification for listed companies

12003-	ETF	10101010	Computer Services
10101015	Software	10102030	Computer Hardware
15101010	Telecommunications Equipment	15102015	Telecommunications Services
20101010	Health Care Facilities	20101025	Health Care Services
20102010	Medical Equipment	20103015	Pharmaceuticals
30101010	Banks	30202000	Diversified Financial Services
30202010	Asset Managers & Custodians	30202015	Investment Services
30204000	Closed End Investments	30302010	Full Line Insurance
30302015	Insurance Brokers	30302025	Property and Casualty Insurance
35101010	Real Estate Holding and Development	35101015	Real Estate Services
35102000	Diversified REITs	35102030	Office REITs
40201040	Rental & Leasing Services: Consumer	40202010	Home Construction
40202015	Household Furnishings	40202020	Household Appliance
40203040	Electronic Entertainment	40203045	Toys
40204020	Clothing & Accessories	40301010	Entertainment
40301030	Publishing	40301035	Radio & TV Broadcasters
40401010	Diversified Retailers	40401020	Apparel Retailers
40401025	Home Improvement Retailers	40401030	Specialty Retailers
40501010	Airlines	40501015	Travel & Tourism
40501020	Casinos & Gambling	40501025	Hotels & Motels
45101015	Distillers & Vintners	45101020	Soft Drinks
45102010	Farming Fishing Ranching & Plantations	45102020	Food Products
45103010	Tobacco	45201010	Food Retailers & Wholesalers
45201020	Personal Products	50101010	Construction
50101020	Building Roof/Wallboard and Plumbing	50101030	Cement
50101035	Building Materials: Other	50202010	Electrical Components
50203000	Diversified Industrials	50203015	Plastics
50203030	Containers & Packaging	50204000	Machinery: Industrial
50204020	Machinery: Construction & Handling	50205010	Industrial Suppliers
50205020	Back Office Support HR & Consulting	50205030	Forms & Bulk Printing Services
50206015	Commercial Vehicles & Parts	50206030	Marine Transportation
50206060	Transportation Services	55101000	Diversified Materials
55101020	Textile Products	55102000	General Mining
55102010	Iron & Steel	55102015	Metal Fabricating
55102035	Aluminum	60101020	Oil Refining and Marketing
65101010	Alternative Electricity	65101015	Conventional Electricity
65102030	Water		



ATHEX
Athens Stock Exchange

Λεωφ. Αθηνών 110 104 42 Αθήνα
110, Athinon Ave. GR 104 42 Athens
tel. (+30)210-33.66.800, fax (+30)210-33.66.101
www.athexgroup.gr