


23

Ημερήσιο Δελτίο
Συναλλακτικής Δραστηριότητας

Daily Official List
of Trading Activity

Tuesday, 25 July, 2023

Year: 144 Trading Day No: 139



ATHEXGROUP
Athens Exchange Group

Disclaimer:

Hellenic Exchanges-Athens Stock Exchange S.A. endeavours to ensure that the data and other material ("Information") presented on the Daily Official List are accurate and complete, but it is not liable for any errors or omissions of data or /and for the accuracy, credibility, updating and completeness of the aforesaid information nor it has any liability arising directly or indirectly from the use of the above Information.

The Company is not liable for the accuracy of the data included in listed companies' announcements. Only the sender of such an announcement is fully and solely liable for any infringement of third party's rights from the content of such announcement. All contents of the Daily Official List are provided only for information purposes and do not constitute investment advice or solicitation to invest in securities or other products listed for trading on the Exchange.

You acknowledge and agree that the Company is the owner of any property rights related to any Information appearing on the Daily Official List including intellectual property rights copyright, trademarks, etc.

The above data are a property of the Hellenic Exchanges-Athens Exchange and are copyright protected. Users are forbidden to reproduce, modify, copy, sale, transmit or redistribute, by all reproduction means and methods, part or the whole of the above data, without reference to their source.

The commercial exploitation of these data is, also, forbidden by third parties. Hellenic Exchanges-Athens Exchange does not carry any responsibility, direct or indirect, derived from usage or accidental alteration of the above data when used by third parties.

Hellenic Exchanges – Athens Stock Exchange S.A.

110 Athinon Ave., 10442 Athens, Tel: (210) 33.66.800, Fax: (210) 32.13.938

www.athexgroup.gr

Thessalonica Stock Exchange Center (T.S.E.C)

16-18 Katouni Str., Thessalonica 546 25 Tel: (2310) 567.667, Fax: (2310) 530.545

Athex Members Guarantee Fund

14-16 Fidiou Str., Athens 106 78, Tel: (210) 33.04.682, Fax: (210) 33.04.155

Hellenic Republic Capital Market Commission

1 Kolokotroni Str. & 1 Stadiou Str., Athens 10562 Tel: (210) 33.77.100 Fax: (210) 33.77.173

Table of Contents

Section 1: Statistical Figures of Securities, Derivatives and Lending

Summary of Markets

Athex Indices

Analytic Figures for Athex Market's Boards and Categories

Trading Details by Athex Sectors and Financial Instruments (ETFs)

Top 10 best & worst performing Shares

Derivatives Summary

Section 2: Analytic Figures of Shares Transactions

Analytic Figures of Shares Transactions

Shares' Notes

Section 3: Figures of Securities Transactions

Securities Blocks Details

Shares Rights Details

Stock Borrowing

Forced Sales Details

Forced Sales Registered Shares

Exchange Traded Funds (ETFs) Characteristics

Section 5: Bonds traded in Fixed Income Assets Market

Convertible Corporate Bonds - Regulated Market

Non Convertible Corporate Bonds - Regulated Market

Government Bonds

Treasury Bills & Zero Coupon Government Bonds

Government Bonds Traded with the Open Outcry Method

State Banks Bonds

Section 6: Additional Infos

Athex & ATHEXClear Members List

List of Stocks under Market Making operations

Section 7: Derivatives Market Analytic Figures

Index Futures

Stock Futures

Index Options

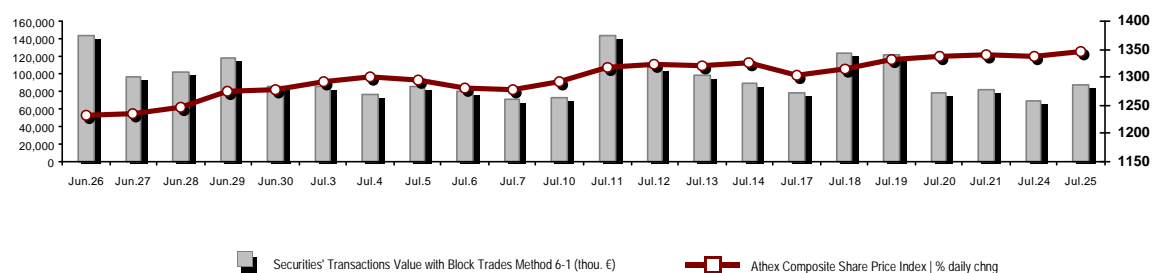
Stock Options

Stock Lending Analytic Figures

Appendix A: Sectors codification for listed companies

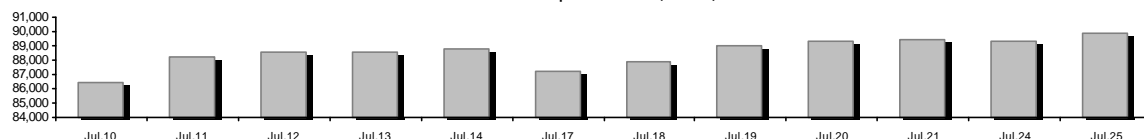
Summary of Markets

Athex Composite Share Price Index vs Shares and Derivatives Transactions Value

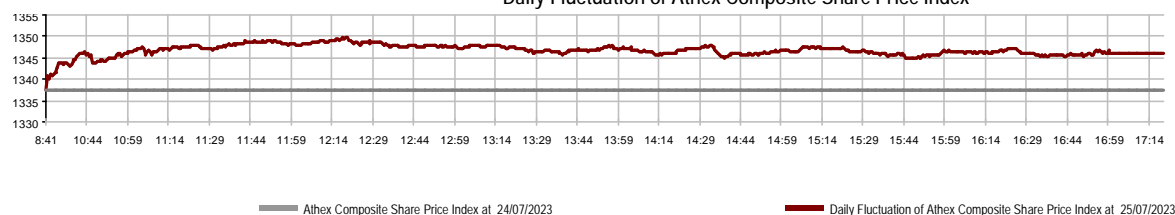


Athex Capitalisation (mill. €) **:	89,905.17		Derivatives Total Open Interest	556,348
Daily change: mill. € %	528.51	0.59%	in Index Futures % daily chng	6,306 3.21%
Yearly Avg Capitalisation: mill. € % chng prev year Avg	77,221.11	22.46%	in Stock Futures % daily chng	547,303 0.37%
Athex Composite Share Price Index % daily chng	1,345.95	0.64%	in Index Options % daily chng	2,104 4.57%
Athex Composite Share Price Index Capitalisation (mill. €)	82,613.98		in Stock Options % daily chng	635 7.81%
Daily change (mill. €)	486.88			
Securities' Transactions Value with Block Trades Method 6-1 (t)	88,079.09		Derivatives Contracts Volume:	27,425
Daily change: %	18,176.55	26.00%	Daily change: pieces %	18,428 204.82%
YtD Avg Trans. Value: thou. € % chng prev year Avg	106,900.80	47.96%	YtD Avg Derivatives Contracts % chng prev year Avg	46,946 36.67%
Blocks Transactions Value of Method 6-1 (thou. €)	4,224.36		Derivatives Trades Number:	2,112
Blocks Transactions Value of Method 6-2 & 6-3 (thou. €)	0.00		Daily change: number %	884 71.99%
Bonds Transactions Value (thou.€)	1,364.94		YtD Avg Trades number % chng prev year Avg	2,400 16.84%
Securities' Transactions Volume with Block Trades Method 6-1 (tho)	24,154.13		Lending Total Open Interest	133,685
Daily change: thou. pieces %	7,267.06	43.03%	Daily change: pieces %	-2,000 -1.47%
YtD Avg Volume: % chng prev year Avg	37,306.63	31.59%	Lending Volume (Multilateral/Bilateral)	19,118
Blocks Transactions Volume of Method 6-1 (thou. Pieces)	1,457.61		Daily change: pieces %	18,118
Blocks Transactions Volume of Method 6-2 & 6-3 (thou. Pieces)	0.00		Multilateral Lending	19,118
Bonds Transactions Volume	1,474,000		Bilateral Lending	0
Securities' Trades Number with Block Trades Method 6-1	36,533		Lending Trades Number:	10
Daily change: number %	6,781	22.79%	Daily change: %	4
YtD Avg Trades number % chng prev year Avg	36,029	22.48%	Multilateral Lending Trades Number	10
Number of Blocks Method 6-1	8		Bilateral Lending Trades Number	0
Number of Blocks Method 6-2 & 6-3	0			
Number of Bonds Transactions	162			

Athex Capitalisation (mill. €) **



Daily Fluctuation of Athex Composite Share Price Index



Athex Indices

Index name	25/07/2023	24/07/2023	pts.	%	Min	Max	Year min	Year max	Year change
Athex Composite Share Price Index	1,345.95 #	1,337.42	8.53	0.64%	1,337.42	1,349.67	929.79	1,349.67	44.76% #
Athex ESG Index	1,532.27 #	1,522.96	9.31	0.61%	1,522.96	1,537.66	1,057.52	1,537.66	44.87% #
FTSE/Athex Large Cap	3,262.29 #	3,243.01	19.28	0.59%	3,243.01	3,273.43	2,250.77	3,273.43	44.89% #
FTSE/Athex Mid Cap Index	2,212.68 #	2,189.78	22.90	1.05%	2,189.78	2,224.46	1,411.43	2,224.46	56.77% #
FTSE/ATHEX High Dividend Yield Index	4,070.54 #	4,045.65	24.89	0.62%	4,045.65	4,082.37	3,028.28	4,082.37	34.42% #
FTSE/ATHEX Global Traders Index Plus	4,038.84 #	4,024.81	14.03	0.35%	4,024.81	4,046.33	2,616.09	4,046.33	54.38% #
FTSE/ATHEX Mid & Small Cap Factor-Weighted Ind	5,629.65 #	5,590.85	38.80	0.69%	5,571.82	5,629.65	4,353.12	5,632.85	28.08% #
ATHEX Select Index Plus	4,742.30 #	4,689.93	52.37	1.12%	4,689.93	4,762.60	3,071.06	4,762.60	54.42% #
ATHEX Select Index	6,773.15 #	6,718.00	55.15	0.82%	6,718.00	6,786.47	4,343.88	6,795.69	55.92% #
FTSE/Athex Market Index	776.82 #	772.39	4.43	0.57%	772.39	779.47	539.21	779.47	44.03% #
Athex Composite Index Total Return Index	2,429.80 #	2,414.40	15.40	0.64%	2,414.40	2,436.52	1,641.17	2,436.52	48.05% #
FTSE/Athex Large Cap Total Return	5,337.71 #	5,306.16	31.55	0.59%			3,623.42	5,337.71	48.23% #
FTSE/Athex Mid Cap Total Return	2,956.50 #	2,925.90	30.60	1.05%			1,881.61	2,956.50	59.15% #
Hellenic Mid & Small Cap Index	2,003.93 #	1,986.04	17.89	0.90%	1,986.04	2,008.86	1,365.14	2,008.86	46.79% #
FTSE/Athex Banks	1,106.23 #	1,092.14	14.09	1.29%	1,092.14	1,115.86	640.09	1,115.86	72.70% #
FTSE/Athex Financial Services	1,484.90 #	1,450.31	34.59	2.39%	1,450.31	1,484.90	672.72	1,514.55	116.64% #
FTSE/Athex Industrial Goods & Services	8,219.12 #	8,123.65	95.47	1.18%	8,115.71	8,265.20	4,603.86	8,265.20	77.19% #
FTSE/Athex Retail	1,349.34 €	1,352.89	-3.55	-0.26%	1,344.27	1,360.83	901.21	1,360.83	49.73% #
FTSE/ATHEX Real Estate	4,681.66 #	4,676.43	5.23	0.11%	4,635.50	4,725.58	3,750.22	4,816.41	14.94% #
FTSE/Athex Consumer Goods & Services	15,471.32 €	15,657.73	-186.41	-1.19%	15,407.03	15,667.53	8,974.47	15,933.11	68.94% #
FTSE/Athex Food & Beverage	10,334.61 €	10,393.09	-58.48	-0.56%	10,316.06	10,397.10	8,101.49	11,188.59	22.07% #
FTSE/Athex Basic Resources	10,298.83 #	9,964.17	334.66	3.36%	9,964.17	10,349.77	6,463.31	10,349.77	58.70% #
FTSE/Athex Construction & Materials	4,734.89 #	4,665.30	69.59	1.49%	4,665.30	4,745.88	3,204.90	4,745.88	47.74% #
FTSE/Athex Energy	5,352.13 #	5,328.94	23.19	0.44%	5,311.64	5,352.13	4,780.16	5,856.79	6.41% #
FTSE/Athex Travel & Leisure	3,023.79 #	2,986.25	37.54	1.26%	2,984.29	3,038.64	2,196.17	3,038.64	36.37% #
FTSE/Athex Technology	2,951.30 €	2,955.62	-4.32	-0.15%	2,946.69	2,988.90	2,047.81	2,988.90	43.67% #
FTSE/Athex Telecommunications	4,015.01 €	4,031.56	-16.55	-0.41%	4,015.01	4,059.17	3,511.53	4,415.99	-1.39% €
FTSE/Athex Utilities	6,081.37 #	6,079.54	1.83	0.03%	6,073.18	6,171.39	4,598.77	6,190.27	32.24% #
FTSE/Athex Health Care	449.84 €	449.90	-0.06	-0.01%	446.82	457.56	387.42	474.20	7.39% #
FTSE/Athex Personal Products	7,832.12 #	7,779.37	52.75	0.68%	7,683.82	7,834.05	6,441.87	7,958.05	18.55% #
Athex All Share Index	314.54 #	312.68	1.86	0.59%	314.54	314.54	231.11	314.54	36.61% #
MSCI GREECE REBASED	5,169.85 #	5,143.00	26.85	0.52%	5,143.00	5,190.29	4,125.04	5,197.93	--- -
Hellenic Corporate Bond Index	124.54 #	124.38	0.16	0.13%			118.78	124.54	4.66% #
Hellenic Corporate Bond Price Index	88.42 #	88.33	0.09	0.10%			85.96	88.53	2.54% #

Note 1: FTSE/Med 100, Hellenic Corporate Bond Price Index and Hellenic Corporate Bond Index closing prices refer to the previous trading day of 21/07/2023.

Note 2: The Hellenic Mid & Small Cap Index is a Customized index calculated by the Athens Exchange.

Analytic Figures for Athex Market's Boards and Categories

	Total Traded Securities	Main Market	Surveillance	Exchange Traded Funds (ETFs)
Totals	124	113	10	1
Gain / Lose / Same:	66 / 42 / 16	63 / 40 / 10	2 / 2 / 6	1 / 0 / 0
Athex Capitalisation (mill. €) **	89,905.17	89,504.37	400.80	
Daily Average Trans/ons Value(thou.€)	106,900.80	106,647.27	245.18	54.04
Transactions Value	88,079.09	87,832.36	243.42	3.31
Main Board:	83,854.74	83,608.01	243.42	3.31
Blocks Board 6_2_3:	4,224.36	4,224.36	0.00	0.00
Forced Sales Board:	0.00	0.00	0.00	0.00
Special Terms Board:	0.00	0.00	0.00	0.00
Daily Average Transactions Volume	37,306,632	36,293,015	1,018,654	1,907
Transactions Volume	24,154,130	23,506,359	647,670	101
Main Board:	22,696,521	22,048,750	647,670	101
Blocks Board 6_2_3:	1,457,609	1,457,609	0	0
Forced Sales Board:	0	0	0	0
Special Terms Board:	0	0	0	0
Daily Average Number of Trades	36,029	35,799	227	3
Number of Trades	36,533	36,351	180	2
Main Board:	36,525	36,343	180	2
Blocks Board 6_2_3:	8	8	0	0
Forced Sales Board:	0	0	0	0
Special Terms Board:	0	0	0	0

Trading Details by Athex Sectors and Financial Instruments (ETFs)

Code	Sectors	Gain / Lose / Same	Number of Trades	Transactions Volume	Transactions Value	% of Total Trans. Value
3010	- Banks	4 / 2 / 0	11,276	14,292,088	34,776,230.48	39.48%
5510	- Basic Resources	8 / 5 / 4	2,520	1,216,300	4,202,779.13	4.77%
5010	- Construction & Materials	7 / 5 / 2	4,018	2,490,869	7,309,225.82	8.30%
4020	- Consumer Products & Services	3 / 2 / 3	1,542	385,886	4,782,161.20	5.43%
6010	- Energy	1 / 3 / 0	1,423	177,391	2,543,411.61	2.89%
12000	- Financial Instruments	1 / 0 / 0	2	101	3,308.69	0.00%
3020	- Financial Services	4 / 1 / 0	483	108,053	633,893.75	0.72%
4510	- Food Beverage & Tobacco	2 / 2 / 1	292	62,651	881,048.40	1.00%
2010	- Health Care	1 / 1 / 1	321	331,912	303,656.01	0.34%
5020	- Industrial Goods & Services	10 / 6 / 1	3,520	844,491	8,795,901.88	9.99%
3030	- Insurance	0 / 1 / 0	57	13,451	65,773.09	0.07%
4030	- Media	1 / 0 / 0	11	8,261	4,339.59	0.00%
4520	- Personal Care, Drug & Grocery Stores	2 / 0 / 1	283	640,976	575,526.54	0.65%
3510	- Real Estate	6 / 2 / 1	930	332,464	1,896,763.55	2.15%
4040	- Retail	2 / 3 / 0	336	138,399	598,513.22	0.68%
1010	- Technology	7 / 4 / 0	1,497	490,260	1,578,816.85	1.79%
1510	- Telecommunications	1 / 1 / 0	1,117	240,726	3,447,238.73	3.91%
4050	- Travel & Leisure	4 / 2 / 1	2,710	932,534	6,866,908.64	7.80%
6510	- Utilities	2 / 2 / 1	4,195	1,447,317	8,813,595.43	10.01%

Top 10 best & worst performing Shares

Main Market

With positive Price change	Closing price	change	With negative Price change	Closing price	change
DOMIKI KRITIS SA (CR)	2.09	22.94% #	MOTODYNAMICS S.A. (CR)	3.36	-1.75% ☒
UNIBIOS (CR)	1.02	9.91% #	P.P.A. S.A. (CR)	22.85	-1.51% ☒
CPI SA (CR)	0.738	7.58% #	JUMBO SA (CR)	27.68	-1.43% ☒
EUROCONSULTANTS S.A. (CR)	0.96	6.67% #	KORDELLOS BROS SA (CR)	0.718	-1.10% ☒
TECHNICAL OLYMPIC SA (CR)	2.99	5.28% #	AS COMPANY SA (CR)	2.71	-1.10% ☒
VIOHALCO SA/NV (CB)	6.78	5.12% #	EPSILON NET (CR)	9.5	-1.04% ☒
INTRAKAT (CR)	3.235	4.35% #	INTERWOOD-XYLEMPORIA (CR)	0.305	-0.97% ☒
EVROFARMA SA (CR)	1.08	3.85% #	HELLENIQ ENERGY (CR)	7.83	-0.89% ☒
LOULIS FOOD (CR)	3.37	3.69% #	BANK OF GREECE (CR)	17.05	-0.87% ☒
CENERGY HOLDINGS (CB)	7	2.94% #	ELLAKTOR (CR)	2.54	-0.78% ☒
With the highest Transactions Value	Value (thou. €)	change	With the highest Transactions Volume	Volume	change
ALPHA SERVICES HOLD (CR)	10,521.37	2.37% #	ALPHA SERVICES HOLD (CR)	6,343,262	2.37% #
PIRAEUS FINANCIAL HOLD (CR)	9,843.70	2.03% #	EUROBANK HOLDINGS (CR)	3,910,060	-0.61% ☒
NATIONAL BANK (CR)	7,856.20	1.96% #	PIRAEUS FINANCIAL HOLD (CR)	2,792,848	2.03% #
EUROBANK HOLDINGS (CR)	6,376.21	-0.61% ☒	NATIONAL BANK (CR)	1,235,094	1.96% #
MYTILINEOS (CR)	6,311.29	1.17% #	INTRAKAT (CR)	894,395	4.35% #
PPC (CR)	3,998.01	-0.09% ☒	ADMIE (IPTO) HOLDING S.A. (CR)	845,664	2.30% #
JUMBO SA (CR)	3,867.46	-1.43% ☒	ELVALHALCOR (CR)	712,895	1.75% #
OTE (CR)	3,403.04	-0.42% ☒	ELGEKA SA (CR)	607,201	0.00% -
AEGEAN AIRLINES (CR)	3,383.52	2.61% #	IKTINOS HELLAS SA (CR)	441,491	-0.16% ☒
OPAP (CR)	3,221.68	1.05% #	AVAX S.A. (CR)	372,819	2.59% #

Note: Stocks that are not included in the "Under Supervision" category, and the transactions value is more than 10,000 €.

Derivatives Summary

	Number of Trades	Volume	Open Interest
Index Futures	71	399	6,306
FTSE/Athex Banks	5	140	1,535
FTSE/Athex Large Cap	64	257	4,091
MSCI GREECE REBASED	2	2	680
Stock Futures	2,024	26,677	547,303
ADMIE (IPTO) HOLDING S.A. (CR)	152	1,179	20,191
AEGEAN AIRLINES (CR)	70	391	5,170
ALPHA SERVICES HOLD (CR)	361	14,672	263,855
AUTOHELLAS SA (CR)	1	1	92
AVAX S.A. (CR)	31	51	1,484
CC HBC AG (CR)	5	11	1,318
CENERGY HOLDINGS (CB)	60	373	7,225
ELLAKTOR (CR)	11	23	1,286
ELVALHALCOR (CR)	72	468	2,487
EUROBANK HOLDINGS (CR)	66	1,898	39,698
EYDAP S.A. (CR)	34	91	1,519
FOURLIS (CR)	18	50	931
GEK TERNA (CR)	11	44	7,434
HELLENIC EXCHANGES-A.S.E. (CR)	49	187	10,521
HELLENIQ ENERGY (CR)	5	13	1,232
INTRACOM HOLDINGS (CR)	29	118	3,814
INTRAKAT (CR)	258	1,348	8,718
JUMBO SA (CR)	13	14	174
LAMDA DEVELOPMENT SA (CR)	139	1,240	6,537
MIG (CR)	4	12	64
MOTOR OIL (CR)	9	20	1,851
MYTILINEOS (CR)	29	54	3,946
NATIONAL BANK (CR)	73	480	16,836
OPAP (CR)	44	245	3,106
OTE (CR)	50	185	12,404
P.P.A. S.A. (CR)	1	5	321
PIRAEUS FINANCIAL HOLD (CR)	114	1,991	75,167
PPC (CR)	124	601	29,912
QUEST HOLDINGS (CR)	1	1	150
TERNA ENERGY (CR)	41	110	12,120
TITAN CEMENT (CB)	6	17	832
VIOHALCO SA/NV (CB)	143	784	6,908
Index Options	7	26	2,104
FTSE/Athex Large Cap	7	26	2,104
Stock Options	10	323	635
ALPHA SERVICES HOLD (CR)	2	14	20
NATIONAL BANK (CR)	4	300	279
OPAP (CR)	1	1	115
OTE (CR)	0	0	57
PIRAEUS FINANCIAL HOLD (CR)	1	2	4
PPC (CR)	2	6	160
Total Derivatives Traded	2,112	27,425	556,348

Number of Outstanding Securities	Nominal Value	Dividends [1]			Date of Last Coupon		Note	Shares	Closing price	% change	Previous closing price/date		Open price	Price min	Price max	Last price	Avg price	Last Bid [7]	Last Ask [7]	P/E after tax	Year	Volume	Trades	Transactions Value[8]	Company Mkt Value (thou. €)	Year low	Year high	Sector[4]
2020	2021	2022	Dividend [2]	Right																								
2,348,908,567	0.290	---	---	---	07/04/2008	18/04/2017	---	ALPHA SERVICES HOLD (CR)	1.6605	2.37 P	1.622	24/07/2023	1.639	1.6255	1.665	1.6605	1.659	20000@1.66	6030@1.66	---	---	6,343,262	3,012	10,521,366.19	3,900,362.68	1.0015	1.665	30101010
18,176,934	1.00	---	---	0.05	10/07/2023	27/01/2023	---	AUSTRIACARD (CB)	14	2.19 P	13.7	24/07/2023	13.8	13.7	14	14	13.833	1972@13.70	711@14.00	---	---	4,438	55	61,391.70	254,477.08	10.4	15.4	10101010
48,624,764	0.080	0.23	0.46	0.65	24/04/2023	05/12/2022	---	AUTOHELLAS SA (CR)	13.98	0.72 P	13.88	24/07/2023	13.98	13.78	14	13.98	13.899	5@13.88	205@13.98	---	---	42,021	361	584,066.12	679,774.20	10.06	14.76	40201040
190,162,681	---	---	---	0.05	19/06/2023	07/12/2016	---	CENERGY HOLDINGS (CB)	7	2.94 P	6.8	24/07/2023	6.89	6.85	7.02	7	6.954	18@6.99	10233@7.00	---	---	227,998	711	1,585,526.24	1,331,138.77	3.015	7.02	50202010
372,553,049	6.70	0.64	0.71	0.78	25/05/2023	29/04/2013	---	CC HBC AG (CR)	27.54	-0.58 E	27.7	24/07/2023	27.71	27.49	27.71	27.54	27.599	113@27.54	2621@27.58	---	---	28,850	175	796,243.2910	260,110.97	21.54	29.91	45101020
3,710,677,508	0.220	---	---	---	02/05/2008	20/05/2019	---	EUROBANK HOLDINGS (CR)	1.62	-0.61 E	1.63	24/07/2023	1.645	1.62	1.652	1.62	1.631	500@1.62	34248@1.63	---	---	3,910,060	2,409	6,376,209.76	6,011,297.56	1.0495	1.72	30101010
52,131,944	1.00	---	0.1102	0.11	29/06/2023	23/07/2019	---	FOURLIS (CR)	4.9	0.20 P	4.89	24/07/2023	4.86	4.86	4.945	4.9	4.904	1500@4.87	1000@4.91	---	---	102,882	227	504,540.22	255,446.53	3.26	4.95	40401010
305,635,185	2.18	0.1	0.1	0.3	28/06/2023	01/10/2003	---	HELLENIO ENERGY (CR)	7.83	-0.89 E	7.9	24/07/2023	7.9	7.83	7.91	7.83	7.855	909@7.83	80@7.84	---	---	86,481	558	679,299.48	2,393,123.50	6.93	8.68	60101020
83,600,000	0.760	---	---	---	03/07/2007	17/07/2023	---	INTRACOM HOLDINGS (CR)	2.11	-0.47 E	2.12	24/07/2023	2.11	2.11	2.17	2.11	2.133	1598@2.11	601@2.13	---	---	174,831	345	372,941.85	176,396.00	1.678	2.22	10101010
160,523,985	0.300	---	---	---	12/08/2008	30/12/2022	---	INTRAKAT (CR)	3.235	4.35 P	3.1	24/07/2023	3.11	3.06	3.31	3.235	3.239	600@3.23	25776@3.23	---	---	894,395	1,048	2,897,270.75	519,295.09	1.366	3.31	50101010
136,059,759	0.880	0.77	0.77	---	21/03/2023	05/03/2014	---	JUMBO SA (CR)	27.68	-1.43 E	28.08	24/07/2023	28.08	27.54	28.08	27.68	27.752	1273@27.66	251@27.74	---	---	139,358	818	3,867,456.74	3,766,134.13	15.61	28.78	40203045
176,736,715	0.300	---	---	---	30/05/2007	27/11/2019	---	LAMDA DEVELOPMENT SA (CR)	7.125	-0.07 E	7.13	24/07/2023	7.16	7.04	7.215	7.125	7.138	32@7.12	32@7.14	---	---	221,716	635	1,582,515.79	1,259,249.09	5.505	7.42	35101010
24,377,795	0.230	---	---	0.04	03/07/2023	08/06/2022	---	PROFILE SA (CR)	4.65	-0.22 E	4.66	24/07/2023	4.66	4.61	4.77	4.65	4.668	215@4.62	500@4.66	---	---	59,686	222	278,608.32	113,356.75	2.575	4.96	10101010
107,222,688	0.440	---	(0.5667)	0.2	20/06/2023	16/03/2022	---	QUEST HOLDINGS (CR)	6.51	0.15 P	6.5	24/07/2023	6.58	6.42	6.69	6.51	6.611	209@6.50	2000@6.55	---	---	42,866	306	283,400.85	698,019.70	4.655	6.73	10101010
78,325,475	---	---	---	0.6	28/06/2023	23/07/2019	---	TITAN CEMENT (CB)	18.76	1.73 P	18.44	24/07/2023	18.4	18.4	18.88	18.76	18.704	104@18.70	73@18.78	---	---	77,605	606	1,451,553.22	1,469,385.91	12.04	18.88	50101030
259,189,761	0.02	0.1	0.12	19/06/2023	26/02/2016	---	---	VIOHALCO SANV (CB)	6.78	5.12 P	6.45	24/07/2023	6.5	6.48	6.81	6.78	6.64	700@6.77	930@6.78	---	---	352,687	1,080	2,341,930.44	1,757,306.58	3.995	6.81	55102015
144,321,516	0.300	---	---	0.07	19/06/2023	22/01/2020	---	AVAX S.A. (CR)	1.664	2.59 P	1.622	24/07/2023	1.622	1.61	1.68	1.664	1.645	6729@1.66	1000@1.67	---	---	372,819	625	613,460.73	240,151.00	0.748	1.786	50101010
232,000,000	2.12	0.1069	0.0854	0.0682	29/08/2022	19/06/2017	---	ADMIE (IPTO) HOLDING S.A. (CR)	2.45	2.30 P	2.395	24/07/2023	2.47	2.395	2.5	2.45	2.461	50@2.41	8000@2.46	19.54	2022	845,664	1,099	2,081,374.85	568,400.00	1.64	2.5	65101015
90,167,100	0.500	---	---	---	03/06/2019	24/05/2021	---	AEGEAN AIRLINES (CR)	13.34	2.61 P	13	24/07/2023	13.04	13.04	13.58	13.34	13.407	2091@13.34	32@13.38	---	---	252,366	1,087	3,383,523.76	1,202,829.11	5.27	13.58	40501010
103,423,291	0.570	---	---	---	01/08/2011	06/09/2022	---	GEK TERNA (CR)	14.3	1.13 P	14.14	24/07/2023	14.2	14.06	14.4	14.3	14.22	10@14.22	25823@14.30	---	---	65,503	487	931,453.02	1,478,953.06	10.42	14.84	50101010
382,000,000	2.48	---	---	---	20/07/2015	12/12/2001	---	PPC (CR)	10.99	-0.09 E	11	24/07/2023	11.1	10.99	11.19	10.99	11.051	548@10.98	2500@11.00	---	---	361,788	1,321	3,998,011.93	4,198,180.00	6.6	11.22	65101015
914,715,153	1.00	---	---	---	16/05/2008	29/08/2018	---	NATIONAL BANK (CR)	6.336	1.96 P	6.214	24/07/2023	6.27	6.24	6.4	6.336	6.361	5@6.33	3001@6.35	---	---	1,235,094	2,327	7,856,199.86	5,795,635.21	3.746	6.42	30101010
375,241,586	0.390	0.01	0.03	0.06	26/06/2023	14/07/2006	---	ELVALHALCOR (CR)	2.32	1.75 P	2.28	24/07/2023	2.305	2.3	2.35	2.32	2.326	2703@2.32	300@2.33	---	---	712,895	1,044	1,658,029.08	870,560.48	1.52	2.35	55102015
348,192,005	0.040	---	---	---	05/07/2011	16/07/2021	---	ELLAKTOR (CR)	2.54	-0.78 E	2.56	24/07/2023	2.55	2.54	2.64	2.54	2.583	984@2.54	2000@2.58	---	---	84,530	251	218,347.84	884,407.69	1.706	2.7	50101010
60,348,000	0.420	0.07	0.1515	0.1565	14/06/2023	04/08/2021	---	HELLENIC EXCHANGES-A.S.E. (CR)	6.01	2.38 P	5.87	24/07/2023	5.92	5.87	6.01	6.01	5.95	539@5.98	528@6.01	---	---	94,594	344	562,871.85	362,691.48	3.09	6.13	30202015
106,500,000	0.600	---	0.28	---	05/09/2022	13/09/2021	---	EYDAP S.A. (CR)	6.83	0.89 P	6.77	24/07/2023	6.77	6.65	6.84	6.83	6.729	1800@6.71	1247@6.84	---	---	115,977	546	780,434.32	727,395.00	6.06	7.34	65102030
110,782,980	0.750	---	0.9054	1.6299	26/06/2023	04/11/2013	---	MOTOR OIL (CR)	23.44	0.86 P	23.24	24/07/2023	23.14	23.14	23.44	23.44	23.353	179@23.40	83@23.46	---	---	78,689	770	1,837,597.76	2,596,753.05	20.84	25.82	60101020
142,891,161	0.970	0.378	0.4341	1.24	27/06/2023	07/07/2017	---	MYTILINEOS (CR)	36.16	1.17 P	35.74	24/07/2023	35.74	35.64	36.4	36.16	36.017	847@36.12	698@36.18	---	---	175,233	1,861	6,311,285.10	5,166,944.38	19.94	36.4	50203000
370,062,741	0.300	0.55	0.6	1	06/06/2023	19/06/2023	---	OPAP (CR)	16.39	1.05 P	16.22	24/07/2023	16.2	16.2	16.46	16.39	16.336	100@16.30	513@16.39	---	---	197,214	1,477	3,221,678.07	6,065,328.32	13.0232	16.9242	40501020
426,247,547	2.83	0.6879	0.8231	0.5888	05/07/2023	18/06/1998	---	OTE (CR)	14.35	-0.42 E	14.41	24/07/2023	14.41	14.35	14.52	14.35	14.443	33@14.34	260@14.43	---	---	235,611	1,081	3,403,044.35	6,116,652.30	12.57	15.81	15102015
1,250,367,223	0.930	---	---	---	16/05/2008	14/04/2021	---	PIRAEUS FINANCIAL HOLD (CR)	3.524	2.03 P	3.454	24/07/2023	3.46	3.46	3.548	3.524	3.525	100@3.52	1671@3.53	---	---	2,792,848	3,439	9,843,698.21	4,406,294.09	1.43	3.596	30101010
69,877,484	0.780	0.2239	0.1493	0.1495	09/05/2023	13/06/2018	---	GR. SARANTIS S.A. (CR)	7.87	0.64 P	7.82	24/07/2023	7.84	7.71	7.87	7.87	7.803	636@7.74	3772@7.87	---	---	28,064	136	218,983.66	549,935.80	6.39	8	45201020
118,105,090	0.300	0.3407	0.3411	0.3798	26/06/2023	05/03/2020	---	TERNA ENERGY (CR)	17.82	-0.56 E	17.92	24/07/2023	17.92	17.8	18.15	17.82	17.907	1432@17.81	2523@17.97	---	---	105,154	1,114	1,882,995.29	2,104,632.70	17.6	21.34	65101010

Main Market - Medium Liquidity Class

13,126,020	0.660	0.0837	0.1163	---	22/06/2022	04/09/2020	---	AS COMPANY SA (CR)	2.71	-1.10 E	2.74	24/07/2023	2.74	2.7	2.74	2.71	2.721	2224@2.70	1000@2.72	---	---	20,450	39	55,640.04	35,571.51	2.02	2.74	40401030
3,114,144	0.360	0.1558	0.3427	0.2304	29/05/2																							

Number of Outstanding Securities	Nominal Value	Dividends [1]			Date of Last Coupon		Note	Shares	Closing price	% change	Previous closing price/date	Open price	Price min	Price max	Last price	Avg price	Last Bid [7]	Last Ask [7]	P/E after tax	Year	Volume	Trades	Transactions Value[8]	Company Mkt Value (thou. €)	Year low	Year high	Sector[4]	
		2020	2021	2022	Dividend [2]	Right																						
6,700,000	0.800	0.179	0.047	---	24/08/2022	29/05/2014	---	MILLS KEPENOS (CR)	2.38	---	2.38	24/07/2023	---	---	---	---	250@2.28	50@2.48	17.58	2022	---	---	---	15,946.00	1.93	2.54	45102020	
18,017,472	0.360	---	---	---	09/09/2022	28/08/2017	---	KTIMA KOSTAS LAZARIDIS SA (CR)	1.85	---	1.85	24/07/2023	---	---	---	---	450@1.71	480@1.88	---	---	---	---	---	33,332.32	1.55	1.99	45101015	
21,364,000	1.12	---	---	---	29/07/2019	08/03/2023	---	LAMPASA HOTEL SA (CR)	29.4	-0.68	€ 29.6	24/07/2023	28.6	28.6	29.4	29.4	28.999	32@29.40	75@29.60	---	---	318	9	9,221.60	628,101.60	20.6	29.8	40501025
32,188,050	1.04	---	---	---	21/07/2008	20/01/2000	---	MOUZAKIS (CR)	0.72	---	0.72	24/07/2023	0.72	0.72	0.72	0.72	428@0.700	180@0.725	---	---	800	3	576.00	23,175.40	0.65	0.806	55101020	
8,321,682	0.670	---	---	---	17/08/2007	23/11/1999	---	N. LEVENTERIS (CR)	0.304	---	0.304	24/07/2023	0.33	0.33	0.33	0.33	0.33	2262@0.282	662@0.330	---	2022	1	1	0.33	3,324.86	0.22	0.364	55102010
2,160,524	0.670	---	---	---	03/12/2018	23/11/1999	---	N. LEVENTERIS (PR)	0.368	9.52	€ 0.336	24/07/2023	0.35	0.35	0.368	0.368	0.363	1200@0.304	19@0.368	---	2022	6,050	7	2,198.16	3,324.86	0.218	0.368	55102010
6,340,000	0.600	0.134	0.17	0.1	09/12/2022	12/01/2023	---	NAKAS MUSIC	2.7	-2.88	€ 2.78	24/07/2023	2.82	2.62	2.82	2.7	2.72	60@2.62	360@2.70	---	---	705	9	1,917.70	17,118.00	2.16	2.98	40401030
10,080,000	3.00	1.42	1.5	1.45	11/05/2023	27/08/2001	---	TPA SA (CR)	25.4	1.20	€ 25.1	24/07/2023	25.5	25	25.5	25.4	25.466	10@25.10	180@25.40	---	---	1,019	13	25,949.90	256,032.00	22.7	26.3	50206060
27,379,200	0.980	---	---	---	03/07/2020	29/08/2022	---	CRETE PLASTICS SA (CR)	17	---	17	24/07/2023	---	---	---	---	---	200@16.80	48@17.10	---	---	---	---	---	465,446.40	14.7	17.9	50203015
255,494,534	2.71	0.352	0.279	0.255	16/06/2023	30/09/2021	---	PRODEA (CR)	7.35	---	7.35	24/07/2023	---	---	---	---	---	80@7.30	51@7.60	---	---	---	---	---	1,877,884.82	7.1	8.6	35102000
4,181,450	0.500	---	---	---	21/08/2000	05/03/2002	---	FLOUR MILLS SARANTOPOULOS SA	1.06	---	1.06	24/07/2023	---	---	---	---	---	2000@0.980	1000@1.16	---	---	---	---	---	4,432.34	0.875	1.5	45102020

Exchange Traded Funds (ETFs)

924,675	---	---	---	---	15/06/2016	---	---	ALPHA ETF FTSE Athex Large Cap	32.76	0.55	€ 32.58	24/07/2023	32.69	32.69	32.76	32.76	32.759	350@28.10	59@34.00	---	---	101	2	3,308.69	---	22.5	33.8	12003
---------	-----	-----	-----	-----	------------	-----	-----	--------------------------------	-------	------	---------	------------	-------	-------	-------	-------	--------	-----------	----------	-----	-----	-----	---	----------	-----	------	------	-------

Surveillance

356,314,416	0.660	---	---	---	07/07/2010	21/09/2017	5160	FRIGOGLASS SA (CR)	0.0565	---	0.0565	24/07/2023	0.057	0.0565	0.057	0.0565	0.057	127700@0.056	14200@0.057	---	---	117,250	25	6,655.35	20,131.76	0.05	0.158	50204000
65,326,268	0.530	---	---	---	04/07/2007	19/07/2006	4750	SATO SA (CR)	0.041	---	0.041	24/07/2023	0.045	0.045	0.045	0.045	0.045	---	4999@0.041	---	---	3,975	4	178.88	2,678.38	0.018	0.069	40202015
13,191,620	0.620	---	---	---	04/08/2010	09/09/2002	5232	YALCO - CONSTANTINOU (CR)	0.176	---	0.176	24/07/2023	---	---	---	---	---	380@0.169	2000@0.190	---	---	---	---	---	2,321.73	0.12	0.28	40202020
13,000,000	1.00	---	---	---	01/08/2007	07/04/2000	5093	AKRITAS SA (CR)	0.422	---	0.422	24/07/2023	0.422	0.422	0.422	0.422	0.422	845@0.430	---	---	---	1,452	8	612.74	5,486.00	0.414	0.67	50101035
221,519,681	0.300	---	---	---	02/07/2008	28/02/2011	4957	ANEK LINES SA (CR)	0.27	0.75	€ 0.268	24/07/2023	0.268	0.268	0.27	0.27	0.27	8000@0.268	523@0.270	---	---	242,900	26	65,496.50	60,723.70	0.177	0.272	40501015
312,163	0.300	---	---	---	02/07/2008	28/02/2011	4959	ANEK LINES SA (PR, issue '90)	0.072	---	0.072	24/07/2023	---	---	---	---	---	29930@0.079	---	---	---	---	---	---	60,723.70	0.072	0.086	40501015
2,969,713	0.300	---	---	---	02/07/2008	28/02/2011	4958	ANEK LINES SA (PR, issue '96)	0.3	---	0.3	24/07/2023	---	---	---	---	---	---	800@0.298	---	---	---	---	---	60,723.70	0.173	0.38	40501015
17,579,754	4.16	---	---	---	18/08/2006	02/08/2010	---	BIOTER SA (CR)	0.366	6.40	€ 0.344	24/07/2023	0.366	0.366	0.366	0.366	0.366	2000@0.350	7540@0.366	---	---	32,100	18	11,748.60	6,434.19	0.198	0.398	50101010
54,654,600	0.050	---	---	---	01/07/1998	30/12/2022	5275	VIS SA (CR)	0.234	-4.88	€ 0.246	24/07/2023	0.234	0.234	0.234	0.234	0.234	1500@0.234	1000@0.266	---	2022	5,350	5	1,251.90	12,789.18	0.136	0.378	50203030
51,754,364	0.300	---	---	---	23/12/2003	24/01/2007	5197	SELECTED TEXT. IND. ASSOC (CR)	0.153	---	0.153	24/07/2023	0.15	0.15	0.15	0.15	0.15	2500@0.143	3098@0.150	---	---	4,102	1	615.30	7,918.42	0.11	0.202	55101020
371,337,000	0.300	---	---	---	30/05/2013	01/07/2022	---	INTRALOT (CR)	0.66	---	0.66	24/07/2023	0.66	0.66	0.66	0.66	0.66	3000@0.655	99020@0.660	---	---	223,717	81	147,653.22	245,082.42	0.565	0.765	40501020
15,842,391	1.51	---	---	---	15/07/2009	12/05/2000	5141	BITROS HOLDING SA (CR)	0.56	-1.75	€ 0.57	24/07/2023	0.55	0.55	0.56	0.56	0.554	3423@0.570	1914@0.595	---	---	14,639	7	8,117.22	8,871.74	0.376	0.82	55102010
24,319,250	0.300	---	---	---	09/07/2002	04/07/2007	5165	PROODEFTIKH SA (CR)	0.5	---	0.5	24/07/2023	0.5	0.5	0.5	0.5	0.5	3065@0.500	920@0.520	---	---	2,185	5	1,092.50	12,159.63	0.4	0.6	50101010
28,438,268	0.070	---	---	---	21/08/2006	24/11/1999	5253	SPIROYR AGRICULTURE SA (CR)	0.2	---	0.2	24/07/2023	---	---	---	---	---	1000@0.200	1340@0.218	---	---	---	---	---	5,687.65	0.144	0.23	45102010
1,011,000	1.00	---	---	---	01/07/2004	11/12/2012	5193	TRIA ALFA SA (CR)	10.4	---	10.4	24/07/2023	---	---	---	---	---	50@9.50	79@10.30	79.65	2022	---	---	---	10,514.40	7.6	16.9	55101020

Suspension Status

66,948,210	0.300	---	---	---	22/09/2015	22/09/2015	5179	FOLLI FOLLIE (CR)	4.8	---	4.8	24/05/2018	---	---	---	---	---	---	---	---	---	---	---	---	---	321,351.41	4.8	4.8	40401030
12,417,000	0.310	---	---	---	27/08/2019	28/08/2017	5233	MLS MULTIMEDIA SA (CR)	0.57	---	0.57	12/05/2020	---	---	---	---	---	---	---	---	---	---	---	---	---	7,077.69	0.57	0.57	10101015
6,330,002	0.300	---	---	---	25/06/2002	15/03/2019	5278	VARVARESSOS (CR)	0.24	---	0.24	02/05/2023	---	---	---	---	---	---	---	---	---	---	---	---	---	1,519.20	0.16	0.25	55101020
3,961,300	1.28	---	---	---	29/06/2004	03/08/2000	5248	DUROS SA (CR)	0.25	---	0.25	24/04/2023	---	---	---	---	---	---	---	---	---	---	---	---	---	990.33	0.2	0.3	40204020
7,085,888	1.59	---	---	---	02/07/1996	06/09/2010	5216	ELVIEMEK (CR)	2.6	---	2.6	30/09/2019	---	---	---	---	---	---	---	---	---	---	---	---	---	18,423.31	2.6	2.6	35101010
7,125,216	0.650	---	---	---	01/07/2005	14/12/1999	4955	KRE.KA SA (CR)	0.28	---	0.28	06/04/2023	---	---	---	---	---	---	---	---	---	---	---	---	---	1,995.06	0.17	0.43	45102010
7,734,375	1.00	---	---	---	09/07/2007	07/01/2011	5277	LIVANIS SA (CR)	0.125	---	0.125	28/04/2023	---	---	---	---	---	---	---	---	---	---	---	---	---	966.80	0.12	0.18	40301030

Shares' Notes

Code	Note text
()	- Adjusted dividends.
*	- Last adjusted closing price.
[1]	- Net dividends.
[2]	- The "Date of Last Coupon" for New listings refers to the date company's stocks started to trade in Athex
[3]	- The Company Market Value is referred to the number of outstanding shares
[4]	- Sectors codification can be found in Appendix A
[5]	- The Market Value refers to the total number of shares listed (including their several classes) in the exchange by the company.
[6]	- P/E greater than 100
[7]	- Last view of the Order Book before the end of the trading session
[8]	- All Blocks Methods' Transactions Value are included.
4750	- Transfer to the Under Surveillance Category from 8/4/2011.
4955	- Transfer to the Surveillance Category as from 5/4/2013.
4957	- Transfer to the Surveillance Category as from 5/4/2013.
4958	- Transfer to the Surveillance Category as from 5/4/2013.
4959	- Transfer to the Surveillance Category as from 5/4/2013.
5093	- Transfer to the Surveillance Category as of 8/4/2015.
5141	- Transfer to the Surveillance Category as of 10/05/2017.
5160	- Transfer to the Surveillance Category as of 15/04/2016.
5165	- Transfer to the Surveillance Category as of 15/02/2018.
5179	- Suspension of trading as of 25/05/2018.
5193	- Transfer to the Surveillance Category as of 25/10/2018.
5197	- Transfer to the Surveillance Category as of 07/11/2018.
5216	- Suspension of trading as of 01/10/2019.
5232	- Transfer to the Under Surveillance Category from 08/04/2011.
5233	- Suspension of trading as of 13/05/2020.
5248	- Transfer to the Surveillance Category as of 06/09/20116.
5253	- Transfer to the Surveillance Category as of 14/5/2021.
5275	- Transfer to the Surveillance Category as of 09/07/2020.
5277	- Suspension of trading as of 02/05/2023.
5278	- Suspension of trading as of 03/05/2023.

Securities Blocks Details

Securities	Block Volume	Price	Block Trade Value	Time of approval	Note
JUMBO SA (CR)	22,000	27.88	613,360.00	12:24:38	20
INTRAKAT (CR)	50,000	3.23	161,500.00	12:34:39	20
ELVALHALCOR (CR)	80,000	2.32	185,600.00	13:12:27	20
AUTOHELLAS SA (CR)	15,000	13.88	208,200.00	13:29:29	20
MOTOR OIL (CR)	12,500	23.34	291,750.00	13:30:42	20
ALPHA SERVICES HOLD (CR)	641,688	1.66	1,064,239.55	15:53:44	20
NATIONAL BANK (CR)	136,421	6.37	868,456.09	16:47:22	20
ALPHA SERVICES HOLD (CR)	500,000	1.66	831,250.00	16:47:33	20

Blocks Notes

9 - Method 6-1 / Special Fees

10 - Method 6-1 / Special Fees, SDS

14 - Method 6-3 / Settlement, Incomplete Buy and Sell

18 - Method 6-2 / SPOT 1

19 - Method 6-2 / SPOT 2

20 - Method 6-1 and Method 6-1 Same Day Settlement

21 - Other Pre-agreed

Shares Rights Details

Occurred date	Exercise from	Exercise until	Trading until	Rights	Price min	Price max	Closing price	Last Bid	Last Ask	Volume	Trades	Transactions Value
---------------	---------------	----------------	---------------	--------	-----------	-----------	---------------	----------	----------	--------	--------	--------------------

No Rights Transactions.

Forced Sales Details

Securities	Category of Security	Transactions Volume	Number of Trades	Transactions Value	Note
------------	----------------------	------------------------	---------------------	-----------------------	------

No Forced Transactions.

Forced Sales Notes

- 1 - Compulsory Public Forced Sales
- 2 - Forced Sales of Fixed Registered Shares
- 3 - Forced Sales of Remaining Fractional Shares

Exchange Traded Funds (ETFs) Characteristics

	Transactions Date (T)	Creation / Redemption	Units (T-1)	New Units (T-1)	Redemption Units (T-1)	Units (T) [1]	Fund Assets [2]	Net Unit Price	Dividend per Unit	Dividend Date
#Error										

ETFs Notes

No data for ETFs.

[2] - The Creation / Redemption Units of T-1 are included.

Non Convertible Corporate Bonds - Regulated Market

Num Listed Bonds	Nominal price	Issue price	Today's Rate	Exp. Date	Duration (years)	Note	Coupon		Trading Unit	Corporate Bonds	Accrued Int.	Yield.T.Mat	Price min	Price max	Closing price	Previous closing price/date	Volume	Transactions Value	Last order		Date	ear min	Year max	
							Common	Preferred											Price	Buy / Sell				
100,000	1,000.00	1,000.00	2.95	11/02/2027	5	---	3	---	1	SAFE BULKERS PARTICIPATIONS PLC (Non Convertible)	13.4389	3.8260	96.5000	96.7500	96.7000	96.7640	24/07/2023	10,000	9,804.39	95.0000	B	25/07/2023	89.9269	97.9500
320,000	1,000.00	1,000.00	3.40	21/07/2027	7	---	7	---	1	LAMDA DEVELOPMENT S.A. (Non Convertible)	0.5667	4.7480	93.2000	93.7500	93.7500	93.7000	24/07/2023	83,000	77,766.54	93.2001	B	25/07/2023	91.4001	95.5000
200,000	1,000.00	1,000.00	2.10	27/10/2027	7	---	6	---	1	O.P.A.P. S.A. (Non Convertible)	5.3083	3.8730	92.5000	93.0000	92.6015	92.5000	24/07/2023	165,000	153,668.28	92.2500	B	25/07/2023	91.3710	95.4000
200,000	1,000.00	1,000.00	1.90	23/03/2028	7	---	5	---	1	MOTOR OIL CORINTH REFINERIES SA (Non Convertible)	6.6500	3.8250	91.6000	91.6000	91.6000	91.5250	24/07/2023	25,000	23,066.25	91.6000	B	25/07/2023	87.5500	92.6000
100,000	1,000.00	1,000.00	2.70	25/05/2026	5	---	5	---	1	COSTAMARE PARTICIPATIONS PLC (Non Convertible)	4.7250	3.9740	96.1000	96.1100	96.1050	96.3970	24/07/2023	4,000	3,863.10	95.9010	B	25/07/2023	92.1400	97.0000
300,000	1,000.00	1,000.00	2.30	20/07/2028	7	---	5	---	1	PRODEA REIC S.A.(Non Convertible)	0.4472	5.4190	86.3201	86.6000	86.5998	86.2500	24/07/2023	445,000	384,937.91	86.5001	B	25/07/2023	82.0100	86.6000
150,000	1,000.00	1,000.00	2.65	22/10/2026	5	---	4	---	1	CPLP SHIPPING HOLDINGS PLC (Non Convertible)	6.9194	4.7440	93.4000	93.5000	93.4000	93.5500	24/07/2023	14,000	13,175.87	93.2021	B	25/07/2023	92.5500	96.0000
250,000	1,000.00	1,000.00	2.45	16/11/2028	7	---	4	---	1	ELVALHALCOR S.A. (Non Convertible)	4.9000	4.2320	91.3000	92.0000	91.4000	90.9000	24/07/2023	29,000	26,755.10	90.0000	B	25/07/2023	85.6375	92.0000
500,000	1,000.00	1,000.00	2.75	03/07/2027	7	---	7	---	1	GEK TERNA S.A. (Non Convertible)	1.8333	4.5210	92.2300	93.0000	92.6999	92.8750	24/07/2023	90,000	83,518.30	92.3000	B	25/07/2023	86.8000	94.4535
300,000	1,000.00	1,000.00	2.30	14/12/2028	7	---	4	---	1	GEK TERNA S.A. (Non Convertible)	2.7472	4.9230	87.8006	87.9000	87.9000	87.8000	24/07/2023	13,000	11,457.02	87.8011	B	25/07/2023	82.1339	90.3500
175,000	1,000.00	1,000.00	3.40	26/07/2024	5	---	8	---	1	ATTICA HOLDINGS S.A. (Non Convertible)	---	3.9170	98.6000	99.0000	98.9636	99.0000	24/07/2023	110,000	108,870.39	98.5100	B	25/07/2023	96.6179	99.4500
230,000	1,000.00	1,000.00	4.70	12/07/2029	7	---	3	---	1	LAMDA DEVELOPMENT S.A. (Non convertible)	1.9583	4.5290	99.2000	99.8900	99.7500	99.7500	24/07/2023	53,000	52,920.59	99.0006	B	25/07/2023	94.9889	101.0000
100,000	1,000.00	1,000.00	4.40	26/07/2029	7	---	2	---	1	CPLP SHIPPING HOLDINGS PLC (Non Convertible)	---	4.4620	98.7500	98.7500	98.7500	98.8000	24/07/2023	4,000	3,950.49	98.1000	B	25/07/2023	97.2369	100.8000
200,000	1,000.00	1,000.00	3.60	12/03/2026	7	---	9	---	1	AEGEAN AIRLINES S.A. (Non Convertible)	13.6000	3.6000	98.5000	98.7999	98.6009	98.0100	24/07/2023	22,000	21,991.40	98.0701	B	25/07/2023	95.6301	98.9000
150,000	1,000.00	1,000.00	2.60	22/10/2026	7	---	8	---	1	TERNA ENERGY FINANCE S.A. (Non Convertible)	6.7889	4.1640	94.2000	94.3000	94.2773	94.0000	21/07/2023	22,000	20,890.36	93.2001	B	25/07/2023	92.5000	95.7400
100,000	1,000.00	1,000.00	2.80	25/01/2027	5	---	4	---	1	PREMIA S.A. (Non Convertible)	0.1556	4.4130	94.4000	94.5000	94.4655	94.5000	24/07/2023	242,000	228,644.14	93.5001	B	25/07/2023	87.6862	95.9899
500,000	1,000.00	1,000.00	4.00	10/07/2030	7	---	1	---	1	MYTILINEOS S.A. (Non Convertible)	1.8889	4.0010	99.9500	99.9700	99.9600	99.9500	24/07/2023	109,000	109,165.69	99.9500	B	25/07/2023	99.8000	100.0700
120,000	1,000.00	1,000.00	3.95	04/04/2025	7	---	11	---	1	GEK TERNA S.A. (Non Convertible)	12.5083	3.5120	99.5000	99.5000	99.5000	99.5000	24/07/2023	2,000	2,015.02	99.5000	B	25/07/2023	97.5523	100.5000

Corporate Bonds Notes

Transactions Volume = (Pieces) * (Nominal Price). Transactions Value = (Pieces) * (Nominal Price) * (price %) + (Accrued interest).

The price of a Bond is stated as a percentage (%) of Bond's Nominal Price.

Nominal Price in Euros (€), except if it is noted differently.

Non Convertible Corporate Bonds - Regulated Market

Num Listed Bonds	Nominal price	Issue price	Today's Rate	Exp. Date	Duration (years)	Note	Coupon		Trading Unit	Corporate Bonds	Accrued Int.	Yield.T.Mat	Price min	Price max	Closing price	Previous closing price/date	Volume	Transactions Value	Last order			ear min	Year max	
							Common	Preferred											Price	Buy / Sell	Date			
120,000	1,000.00	1,000.00	2.65	06/12/2028	7	---	4	---	1	NOVAL PROPERTY REIC (Non Convertible)	3.7542	5.0250	88.5000	88.9000	88.9000	88.6000	24/07/2023	32,000	28,479.13	88.3000	B	25/07/2023	84.3700	90.8700

Corporate Bonds Notes

Transactions Volume = (Pieces) * (Nominal Price). Transactions Value = (Pieces) * (Nominal Price) * (price %) + (Accrued interest).

The price of a Bond is stated as a percentage (%) of Bond's Nominal Price.

Nominal Price in Euros (€), except if it is noted differently.

Government Bonds

Number Listed Bonds	Nominal price	Today's Rate	Accrued Interest Calc	Exp. Date [1]	Duration (years)	Note	Coupons Date	Curr. coupon value	Trading Unit	Government Bonds	Price min	Price max	Closing price	Previous closing price/date	Volume	Transactions Value	Price	Last order Buy / Sell	Date
4,500,000	1,000.00	1.88	Actual/Actual	04/02/2035	15	---	04/02	1.88	1	GGB-FXD-040235-15Y-1.875-1.000	---	---	---	---	---	---	---	---	---
2,500,000	1,000.00	3.45	Actual/Actual	02/04/2024	5	---	02/04	3.45	1	GGB-FXD-020424-05Y-3.450-1.000	---	---	---	---	---	---	---	---	---
6,000,000	1,000.00	0.75	Actual/Actual	18/06/2031	10	---	18/06	0.75	1	GGB-FXD-180631-10Y-0.750-1.000	---	---	---	---	---	---	---	---	---
2,500,000	1,000.00	3.88	Actual/Actual	15/06/2028	5	---	15/06	3.88	1	GGB-FXD-150628-05Y-3.875-1.000	---	---	---	---	---	---	---	---	---
5,962,747,327	1.00	3.75	Actual/Actual	30/01/2028	10	---	/02 - 01/02 - 31/	3.75	1	GGB-FXD-300128-10Y-3.750-1.000	---	---	---	85.4610 13/07/2018	---	---	1.0000	B	28/11/2018
7,067,309,386	1.00	3.90	Actual/Actual	30/01/2033	15	---	/02 - 01/02 - 31/	3.90	1	GGB-FXD-300133-15Y-3.900-1.000	---	---	---	78.6730 13/07/2018	---	---	1.0000	B	28/11/2018
5,622,848,349	1.00	4.00	Actual/Actual	30/01/2037	19	---	/02 - 01/02 - 31/	4.00	1	GGB-FXD-300137-19Y-4.000-1.000	---	---	---	77.0370 13/07/2018	---	---	1.0000	B	28/11/2018
5,476,770,669	1.00	4.20	Actual/Actual	30/01/2042	24	---	/02 - 01/02 - 31/	4.20	1	GGB-FXD-300142-24Y-4.200-1.000	---	---	---	77.7640 13/07/2018	---	---	1.0000	B	28/11/2018
48,794,718	1.00	4.30	Actual/Actual	24/02/2024	12	---	24/02	4.30	1	GGB-FXD-240224-12Y-2.000-1.000	---	---	---	10.0000 22/06/2015	---	---	---	---	---
40,248,141	1.00	4.30	Actual/Actual	24/02/2025	13	---	24/02	4.30	1	GGB-FXD-240225-13Y-2.000-1.000	---	---	---	10.0000 22/06/2015	---	---	---	---	---
59,586,043	1.00	4.30	Actual/Actual	24/02/2026	14	---	24/02	4.30	1	GGB-FXD-240226-14Y-2.000-1.000	---	---	---	10.0000 22/06/2015	---	---	---	---	---
41,118,344	1.00	4.30	Actual/Actual	24/02/2027	15	---	24/02	4.30	1	GGB-FXD-240227-15Y-2.000-1.000	---	---	---	10.0000 22/06/2015	---	---	---	---	---
45,137,734	1.00	4.30	Actual/Actual	24/02/2028	16	---	24/02	4.30	1	GGB-FXD-240228-16Y-2.000-1.000	---	---	---	10.0000 22/06/2015	---	---	---	---	---
61,768,888	1.00	4.30	Actual/Actual	24/02/2029	17	---	24/02	4.30	1	GGB-FXD-240229-17Y-2.000-1.000	---	---	---	10.0000 22/06/2015	---	---	---	---	---
54,567,744	1.00	4.30	Actual/Actual	24/02/2030	18	---	24/02	4.30	1	GGB-FXD-240230-18Y-2.000-1.000	---	---	---	10.0000 22/06/2015	---	---	---	---	---
37,541,515	1.00	4.30	Actual/Actual	24/02/2031	19	---	24/02	4.30	1	GGB-FXD-240231-19Y-2.000-1.000	---	---	---	10.0000 22/06/2015	---	---	---	---	---
37,558,317	1.00	4.30	Actual/Actual	24/02/2032	20	---	24/02	4.30	1	GGB-FXD-240232-20Y-2.000-1.000	---	---	---	10.0000 22/06/2015	---	---	---	---	---
37,473,732	1.00	4.30	Actual/Actual	24/02/2033	21	---	24/02	4.30	1	GGB-FXD-240233-21Y-2.000-1.000	---	---	---	10.0000 22/06/2015	---	---	---	---	---
33,888,293	1.00	4.30	Actual/Actual	24/02/2034	22	---	24/02	4.30	1	GGB-FXD-240234-22Y-2.000-1.000	---	---	---	10.0000 22/06/2015	---	---	---	---	---
35,177,800	1.00	4.30	Actual/Actual	24/02/2035	23	---	24/02	4.30	1	GGB-FXD-240235-23Y-2.000-1.000	---	---	---	10.0000 22/06/2015	---	---	---	---	---
35,547,268	1.00	4.30	Actual/Actual	24/02/2036	24	---	24/02	4.30	1	GGB-FXD-240236-24Y-2.000-1.000	---	---	---	10.0000 22/06/2015	---	---	---	---	---
40,246,306	1.00	4.30	Actual/Actual	24/02/2037	25	---	24/02	4.30	1	GGB-FXD-240237-25Y-2.000-1.000	---	---	---	10.0000 22/06/2015	---	---	---	---	---
37,643,952	1.00	4.30	Actual/Actual	24/02/2038	26	---	24/02	4.30	1	GGB-FXD-240238-26Y-2.000-1.000	---	---	---	10.0000 22/06/2015	---	---	---	---	---
36,977,100	1.00	4.30	Actual/Actual	24/02/2039	27	---	24/02	4.30	1	GGB-FXD-240239-27Y-2.000-1.000	---	---	---	10.0000 22/06/2015	---	---	---	---	---
41,615,000	1.00	4.30	Actual/Actual	24/02/2040	28	---	24/02	4.30	1	GGB-FXD-240240-28Y-2.000-1.000	---	---	---	10.0000 22/06/2015	---	---	---	---	---
42,227,208	1.00	4.30	Actual/Actual	24/02/2041	29	---	24/02	4.30	1	GGB-FXD-240241-29Y-2.000-1.000	---	---	---	10.0000 22/06/2015	---	---	---	---	---
68,288,487	1.00	4.30	Actual/Actual	24/02/2042	30	---	24/02	4.30	1	GGB-FXD-240242-30Y-2.000-1.000	---	---	---	10.0000 22/06/2015	---	---	---	---	---
4,000,000	1,000.00	3.88	Actual/Actual	12/03/2029	10	---	12/03	3.88	1	GGB-FXD-120329-10Y-3.875-1.000	---	---	---	---	---	---	100.0000	B	15/10/2019
4,500,000	1,000.00	0.00	Actual/Actual	12/02/2026	5	---	12/02	0.00	1	GGB-FXD-120226-05Y-0.000-1.000	---	---	---	---	---	---	---	---	---
3,000,000	1,000.00	3.38	Actual/Actual	15/02/2025	7	---	15/02	3.38	1	GGB-FXD-150225-07Y-3.375-1.000	---	---	---	---	---	---	---	---	---
964,000	1,000.00	3.25	Actual/Actual	20/03/2025	6	---	20/03	3.25	1	GGB-FXD-200325-06Y-3.250-1.000	---	---	---	---	---	---	---	---	---
2,100,000	1,000.00	3.55	Actual/Actual	20/03/2026	7	---	20/03	3.55	1	GGB-FXD-200326-07Y-3.550-1.000	---	---	---	---	---	---	---	---	---
40,000	1,000.00	2.18	FLR Actual/360	16/09/2023	1	---	16/03 - 16/09	---	1	GGB-FLT-160923-01Y-2.178-1.000	---	---	---	---	---	---	---	---	---
5,500,000	1,000.00	1.50	Actual/Actual	18/06/2030	10	---	18/06	1.50	1	GGB-FXD-180630-10Y-1.500-1.000	---	---	---	---	---	---	---	---	---

Government Bonds Notes

Transactions Volume = (Pieces) * (Nominal Price). Transactions Value = (Pieces) * (Nominal Price) * (price %) + (Accrued interest).

The Value of current coupon for the issues with NV 0.01 euro refers to NV 100 euros

FLR: Floating Interest Rate.

[1] - The Expiration Date of the interest bearing period and the Date for coupon payment.

Government Bonds

Number Listed Bonds	Nominal price	Today's Rate	Accrued Interest Calc	Exp. Date [1]	Duration (years)	Note	Coupons Date	Curr. coupon value	Trading Unit	Government Bonds	Price min	Price max	Closing price	Previous closing price/date	Volume	Transactions Value	Price	Last order Buy / Sell	Date
3,500,000	1,000.00	4.38	Actual/Actual	18/07/2038	15	---	18/07	4.38	1	GGB-FXD-180738-15Y-4.375-1.000	---	---	---	---	---	---	---	---	---
5,364,250	1,000.00	3.25	Actual/Actual	20/03/2050	30	---	20/03	3.25	1	GGB-FXD-200350-30Y-3.250-1.000	---	---	---	---	---	---	---	---	---
3,924,361	1,000.00	2.00	Actual/Actual	22/04/2027	7	---	22/04	2.00	1	GGB-FXD-220427-07Y-2.000-1.000	---	---	---	---	---	---	99.9000	B	22/04/2020
2,500,000	1,000.00	1.88	Actual/Actual	23/07/2026	7	---	23/07	1.88	1	GGB-FXD-230726-07Y-1.875-1.000	---	---	---	---	---	---	---	---	---
4,050,000	1,000.00	4.25	Actual/Actual	15/06/2033	10	---	15/06	4.25	1	GGB-FXD-150633-10Y-4.250-1.000	---	---	---	---	---	---	---	---	---
3,500,000	1,000.00	1.88	Actual/Actual	24/01/2052	30	---	24/01	1.88	1	GGB-FXD-240152-30Y-1.875-1.000	---	---	---	---	---	---	---	---	---
3,700,000	1,000.00	1.75	Actual/Actual	18/06/2032	10	---	18/06	1.75	1	GGB-FXD-180632-10Y-1.750-1.000	---	---	---	---	---	---	---	---	---
2,200,000	1,000.00	1.13	FLR Actual/360	15/12/2027	5	---	- 15/12 - 15/03 -	---	1	GGB-FLT-151227-05Y-1.130-1.000	---	---	---	---	---	---	102.1600	B	30/12/2022

Government Bonds Notes

Transactions Volume = (Pieces) * (Nominal Price). Transactions Value = (Pieces) * (Nominal Price) * (price %) + (Accrued interest).

The Value of current coupon for the issues with NV 0.01 euro refers to NV 100 euros

FLR: Floating Interest Rate.

[1] - The Expiration Date of the interest bearing period and the Date for coupon payment.

Treasury Bills & Zero Coupon Government Bonds

Issue Date	13-Week Maturity									26-Week Maturity									52-Week Maturity								
	Exp. Date	Initial Rate	Num Listed Bonds	Nominal price	Issue price	Last Trade Price	Last Trade Date	Volume Traded	Note	Exp. Date	Initial Rate	Num Listed Bonds	Nominal price	Issue price	Last Trade Price	Last Trade Date	Volume Traded	Note	Exp. Date	Initial Rate	Num Listed Bonds	Nominal price	Issue price	Last Trade Price	Last Trade Date	Volume Traded	Note
09/09/2022	---	---	---	---	---	---	---	---	---	---	---	---	---	---	---	---	---	---	08/09/2023	1.97	1,000,000	1,000.00	980.47	---	---	---	---
09/12/2022	---	---	---	---	---	---	---	---	---	---	---	---	---	---	---	---	---	---	08/12/2023	2.73	600,000	1,000.00	973.10	---	---	---	---
10/03/2023	---	---	---	---	---	---	---	---	---	---	---	---	---	---	---	---	---	---	08/03/2024	3.75	1,000,000	1,000.00	963.46	---	---	---	---
09/06/2023	---	---	---	---	---	---	---	---	---	---	---	---	---	---	---	---	---	---	07/06/2024	3.84	1,600,000	1,000.00	962.60	---	---	---	---

Bonds in Circulation	Currency / Min nominal traded Value	Coupons Payment Date	Current Coupon Value	Note	Coupon	Trading Unit	Issue Date	Duration (years)	Today's Interest	A.I.C in days	Bonds	Last price of previous days		Last Outcry in Cash (euro)		Trades in Pieces	Life min	Life Max	
												Price	Buy / Sell	Price	Buy / Sell				
Corporate Bonds in Foreign Currency and Euro																			
103,746	GBP / 10	01/12	0.25	---	64	1	01/12/1930	98	2.5	360	National Mortgage Bank	2.27	05/02/1996	2.27	S	05/02/1996	---	2.27	2.27
0	GBP / 10	01/12	0.25	---	66	1	01/12/1928	100	2.5	360	National Mortgage Bank	---	---	---	---	---	---	---	---

Government Bonds Notes

A.I.C: Accrued Interest Calculation base.

FLR: Floating Interest Rate.

The minimum tradeable Nominal Value for all Demeterialised Government Titles is 100 Euros.

(μφρ-0)

Athex & ATHEXClear Members List

Member Name	Stock Market			Derivatives Market		ATHEXClear Member				
	Address	Phone	Fax	Market Member	Remote Member	Market Maker	Proprietary	Market Maker	General Clearing	Direct Clearing
A. SARRIS SECURITIES S.A.				a						
6, ΔΡΑΓΑΤΣΑΝΙΟΥ 6 ΑΘΗΝΑ	2103367700									
AEONIC SECURITIES C.I.F. P.L.C.				a						
, ΛΑΪΟΥ 6, ΓΡ. 301B, ANNA COURT	35725337600									
ALPHA BANK S.A.									a	
, ΣΤΑΔΙΟΥ 40 ΑΘΗΝΑ	2103260000									
ALPHA FINANCE INVESTMENT SERVICES SINGLE MEMBER SA				a		a	a	a		a
5, ΠΑΝΕΠΙΣΤΗΜΙΟΥ 45 ΑΘΗΝΑ	2103677400									
ARGUS STOCKBROKERS LTD				a	a		a			
25, 25 ΛΕΩΦΟΡΟΣ ΔΗΜΟΣΘΕΝΗ ΣΕΒΕΡΗ	0035722717000									
ATLANTIC SECURITIES LTD				a	a					
37, ΠΡΟΔΡΟΜΟΥ 37	0035722445400									
AXON SECURITIES S.A.				a			a			
48, ΣΤΑΔΙΟΥ 48 ΑΘΗΝΑ	2103363800									
BETA SECURITIES S.A.				a		a	a			a
29, Λ. ΑΛΕΞΑΝΔΡΑΣ 29 ΑΘΗΝΑ	2106478930									
BNP PARIBAS S.A.									a	
, ΛΑΜΨΑΚΟΥ 2 ΑΘΗΝΑ	2107468525									
BOFA SECURITIES EUROPE SA				a	a					
, 112 AVENUE KL'BER 75116	+33 153655555									
CAPITAL SECURITIES S.A.				a			a			
58, ΜΗΤΡΟΠΟΛΕΩΣ 58 ΑΘΗΝΑ	2103369700									
CITIGROUP GLOBAL MARKETS EUROPE AG				a	a					
16, REUTERWEG 16	+49 691366-0									
CITIGROUP GLOBAL MARKETS LIMITED				a						
1, 33 CANADA SQUARE -CANARY WHARF	+44 02079864000									
CREDIT SUISSE BANK (EUROPE), S.A.				a	a					
, CALLE AYALA 42, 3A PLANTA-B MADRID	+34917916000									
CREDIT SUISSE SECURITIES (EUROPE) LIMITED				a						
1, ONE CABOT SQUARE LONDON	+44 2078888888									
CYCLOS SECURITIES S.A.				a			a			
39, ΧΑΡΙΛΑΟΥ ΤΡΙΚΟΥΠΗ 6-8-10 ΑΘΗΝΑ	2103364300									
DEUTSCHE BANK S.A.					a					
1, GREAT WINCHESTER STREET LONDON	+44 20 754 54209	00441133361437								
EUROBANK EQUITIES INVESTMENT FIRM SINGLE MEMBER SA				a		a	a	a		a
, ΦΙΛΕΛΛΗΝΩΝ 10 & ΞΕΝΟΦΩΝΤΟΣ 13 ΑΘΗΝΑ	2103720425									
EUROBANK S.A.									a	
, ΟΘΩΝΟΣ 8 ΑΘΗΝΑ	2144043907									
EUROCORP INVESTMENT SERVICES S.A.				a			a			a
14, ΠΛ.ΦΙΛΙΚΗΣ ΕΤΑΙΡΕΙΑΣ 14 ΑΘΗΝΑ	2107263600									
EUOTRUST INVESTMENT FIRM SA				a						
113, ΣΕΒΑΣΤΟΥΠΟΛΕΩΣ 113 ΑΘΗΝΑ	2103363100									
EUROXX SECURITIES S.A.				a		a	a	a		a
7, ΠΑΛΑΙΟΛΟΓΟΥ ΧΑΛΑΝΔΡΙ	(210)-6879400	(210)-6879401								
7, ΠΑΛΕΟΛΟΓΟΥ ΧΑΛΑΝΔΡΙ	+30 2106879400	210-6879401								
FREEDOM FINANCE EUROPE LTD				a	a					
, ΧΡΙΣΤΑΚΗ ΚΡΑΝΟΥ 20	035725257786									
G. A. PERVANAS SECURITIES- INVESTMENT SERVICES S.A.				a						
7-9, ΣΟΦΟΚΛΕΟΥΣ 7-9 ΑΘΗΝΑ	2103727200									
GLOBAL CAPITAL SECURITIES & FINANCIAL SERVICES LTD				a	a					
50, ΛΑΡΧΙΕΠΙΣΚΟΠΟΥ ΜΑΚΑΡΙΟΥ Γ50	0035722710710									
GREENPOST TRADING EUROPE LTD				a	a	a				
, ΚΙΜΟΝΟΣ 3, ACROPOLIS MANSIONS, 2ND FLOOR, FLAT/OFFICE 202	035722521389									
HELLENIC AMERICAN SECURITIES S.A.				a		a	a			a
27, ΑΝΔΡΕΑ ΠΑΠΑΝΔΡΕΟΥ 27 ΜΑΡΟΥΣΙ	2103311100									
HELLENIC BANK (INVESTMENTS) LTD					a					
, ΑΥΞ.ΚΥΡΙΑΚΟΥ ΜΑΤΣΙ 31 - PO BOX 24747 NICOSIA	+357 22500100	357 22500110								
HSBC CONTINENTAL EUROPE									a	
109-111, Λ.ΜΕΣΟΓΕΙΩΝ 109-111	2106960000									
INDEX SECURITIES S.A.				a						
6, ΔΡΑΓΑΤΣΑΝΙΟΥ 6 ΑΘΗΝΑ	2103213920									
J. CHR. MAVRIKIS SECURITIES S.A.				a						
5, ΣΟΦΟΚΛΕΟΥΣ 5 ΑΘΗΝΑ	2103216730									

Athex & ATHEXClear Members List

Member Name				Stock Market			Derivatives Market		ATHEXClear Member	
	Address	Phone	Fax	Market Member	Remote Member	Market Maker	Proprietary	Market Maker	General Clearing	Direct Clearing
KAPPA SECURITIES S.A.				a			a			
15, ΒΑΛΑΩΡΙΤΟΥ 15 ΑΘΗΝΑ	2103678600									
KARAMANOF SECURITIES & INVESTMENT SERVICES S.A.				a						
2, ΠΛ.ΑΓ.ΘΕΟΔΩΡΩΝ 2 ΑΘΗΝΑ	2103212947									
LAIKI FINANCIAL SERVICES LTD					a					
26, AVE. VYRONOS NICOSIA	357 22367367	357 22718567								
LEON DEPOLAS SECURITIES S.A.				a		a	a			
1, ΧΡΗΣΤΟΥ ΛΑΔΑ 1 ΑΘΗΝΑ	2103213276 -28									
MEGA EQUITY SECURITIES & FINANCIAL SERVICES PUBLIC LTD				a	a		a			
42-44, ΛΕΩΦ.ΓΡΙΒΑ ΔΙΓΕΝΗ 42-44	0035722711711									
MERIT SECURITIES S.A				a		a	a			a
5, ΣΟΦΟΚΛΕΟΥΣ 5 ΑΘΗΝΑ	2103671880									
MERRILL LYNCH INTERNATIONAL				a						
2, 2 KING EDWARD STREET LONDON	+44 20276281000									
N. CHRYSOCHOIDIS SECURITIES S.A.				a			a			a
7-9, ΣΟΦΟΚΛΕΟΥΣ 7-9 ΑΘΗΝΑ	2103213913									
NATIONAL BANK OF GREECE S.A.				a		a	a		a	
86, ΑΙΟΛΟΥ STR. ΑΘΗΝΑ	(210)-3341000	(210)-3228187								
68, ΑΚΑΔΙΜΙΑΣ STR. ΑΘΗΝΑ	(210)-3328817	(210)-3328678								
NATIONAL SECURITIES SINGLE MEMBER SA				a		a	a	a		
66, ΛΕΩΦΟΡΟΣ ΑΘΗΝΩΝ 128-132 & ΙΦΙΓΕΝΙΑΣ ΑΘΗΝΑ	2103328784									
NUNTIUS BROKERAGE AND INVESTMENT SERVICES S.A				a						
6, ΔΡΑΓΑΤΣΑΝΙΟΥ 6 ΑΘΗΝΑ	2103350599									
ONE PLUS CAPITAL LIMITED				a	a					
, 75 PRODROMOU AVENUE NICOSIA 1307	35722873760									
OPTIMA BANK S.A.				a		a	a	a	a	
32, ΑΙΓΙΑΛΕΙΑΣ 32 & ΠΑΡΑΔΕΙΣΟΥ ΜΑΡΟΥΣΙ	2108173663									
PANCRETA BANK S.A									a	
, ΙΚΑΡΟΥ 5	2810 338800									
PANTELAKIS SECURITIES S.A.				a		a	a	a		
57, ΕΘΝΙΚΗΣ ΑΝΤΙΣΤΑΣΕΩΣ 57, ΚΤΙΡΙΟ Β CHALANDRI	2106965000									
PEGASUS SECURITIES S.A				a			a			
17, ΒΑΛΑΩΡΙΤΟΥ 17 & ΑΜΕΡΙΚΗΣ ΑΘΗΝΑ	2103670700									
PIRAEUS BANK S.A.				a			a		a	
, ΑΜΕΡΙΚΗΣ 4 ΑΘΗΝΑ	2103335000									
PIRAEUS SECURITIES S. A.				a		a	a	a		a
10, ΣΤΑΔΙΟΥ 10 ΑΘΗΝΑ	2103354100									
PROCHOICE SECURITIES LTD				a	a					
57, ΛΕΩΦ.ΣΠΥΡΟΥ ΚΥΠΡΙΑΝΟΥ 57, ΑΚΙΝΗΤΑ Φ	035724661192									
SHARELINK SECURITIES & FINANCIAL SERVICES LTD				a			a			
6, HOUSE-ΘΕΟΤΟΚΗ 6 ΜΕΓΑΡΟ ΕΛΛΗΝΑ	+357 22554200									
SOCIETE GENERALE S.A.				a	a		a			
, 17 COURS VALMY, CEDEX	+157290504									
SOLIDUS SECURITIES S.A				a			a			a
64, ΛΟΥΙΖΗΣ ΡΙΑΝΚΟΥΡ 64 ΑΘΗΝΑ	2106900600									
ST. EM. LAVRENTAKIS SECURITIES S.A.				a			a			
7-9, ΣΟΦΟΚΛΕΟΥΣ 7-9 ΑΘΗΝΑ	2103213336									
THE CYPRUS INVESTMENT & SECURITIES CORPORATION LTD				a	a					
154, ΑΓΙΟΥ ΠΡΟΚΟΠΙΟΥ & ΠΟΣΕΙΔΩΝΟΣ 1	0035722121700									
UBS EUROPE SE				a	a					
, OPERNTURM, BOCKENHEIMER LANDSTRASSE 2-4	496921790									
UBS LIMITED					a					
1, FINSBURY AVENUE LONDON	+44 2075687135									

List of Stocks under Market Making operations

Securities	Market Maker	Start Market Making	Stock Category	Suspension Status
MLS MULTIMEDIA SA (CR)	PIRAEUS SECURITIES S. A.	01/08/2019		
ALPHA ETF FTSE Athex Large Cap	ALPHA FINANCE INVESTMENT SERVICES SINGLE MEMBER SA NATIONAL SECURITIES SINGLE MEMBER SA	02/01/1900 02/01/1900	Exchange Traded Funds (ETFs)	
ADMIE (IPTO) HOLDING S.A. (CR)	EUROBANK EQUITIES INVESTMENT FIRM SINGLE MEMBER SA HELLENIC AMERICAN SECURITIES S.A. PIRAEUS SECURITIES S. A.	24/05/2021 09/03/2020 29/06/2017	Main Market	
AEGEAN AIRLINES (CR)	EUROBANK EQUITIES INVESTMENT FIRM SINGLE MEMBER SA	22/09/2020	Main Market	
ALPHA SERVICES HOLD (CR)	ALPHA FINANCE INVESTMENT SERVICES SINGLE MEMBER SA EUROBANK EQUITIES INVESTMENT FIRM SINGLE MEMBER SA GREENPOST TRADING EUROPE LTD HELLENIC AMERICAN SECURITIES S.A. LEON DEPOLAS SECURITIES S.A. MERIT SECURITIES S.A NATIONAL SECURITIES SINGLE MEMBER SA PIRAEUS SECURITIES S. A.	29/02/2016 22/10/2006 12/06/2023 25/07/2014 04/01/2016 03/09/2012 02/01/1900 28/05/2009	Main Market	
ALPHA TRUST (CR)	EUROBANK EQUITIES INVESTMENT FIRM SINGLE MEMBER SA LEON DEPOLAS SECURITIES S.A.	06/02/2023 04/01/2021	Main Market	
ANDROMEDA SA (CR)	BETA SECURITIES S.A. OPTIMA BANK S.A.	15/02/2021 03/04/2023	Main Market	
ATTICA BANK S.A. (CR)	EUROXX SECURITIES S.A. PIRAEUS SECURITIES S. A.	22/01/2016 20/09/2017	Main Market	
AUSTRIACARD (CB)	BETA SECURITIES S.A. EUROBANK EQUITIES INVESTMENT FIRM SINGLE MEMBER SA	23/03/2023 15/05/2023	Main Market	
AUTOHELLAS SA (CR)	ALPHA FINANCE INVESTMENT SERVICES SINGLE MEMBER SA EUROXX SECURITIES S.A.	01/07/2019 02/07/2018	Main Market	
AVAX S.A. (CR)	EUROBANK EQUITIES INVESTMENT FIRM SINGLE MEMBER SA PIRAEUS SECURITIES S. A.	14/12/2015 01/02/2021	Main Market	
AVE (CR)	EUROXX SECURITIES S.A.	05/06/2020	Main Market	
BRIQ PROPERTIES (CR)	EUROBANK EQUITIES INVESTMENT FIRM SINGLE MEMBER SA LEON DEPOLAS SECURITIES S.A.	09/09/2019 22/02/2021	Main Market	
CC HBC AG (CR)	BETA SECURITIES S.A. NATIONAL SECURITIES SINGLE MEMBER SA PIRAEUS SECURITIES S. A.	08/03/2021 02/01/1900 04/05/2015	Main Market	
CENERGY HOLDINGS (CB)	ALPHA FINANCE INVESTMENT SERVICES SINGLE MEMBER SA EUROBANK EQUITIES INVESTMENT FIRM SINGLE MEMBER SA OPTIMA BANK S.A. PANTELAKIS SECURITIES S.A.	02/01/2016 02/01/2016 14/03/2022 27/12/2022	Main Market	
CNL CAPITAL (CR)	MERIT SECURITIES S.A	01/10/2018	Main Market	
DIMAND (CR)	ALPHA FINANCE INVESTMENT SERVICES SINGLE MEMBER SA EUROBANK EQUITIES INVESTMENT FIRM SINGLE MEMBER SA PANTELAKIS SECURITIES S.A.	08/08/2022 08/08/2022 15/05/2023	Main Market	
EKTER SA (CR)	BETA SECURITIES S.A. EUROBANK EQUITIES INVESTMENT FIRM SINGLE MEMBER SA LEON DEPOLAS SECURITIES S.A.	26/09/2022 16/10/2017 21/05/2018	Main Market	
ELASTRON (CR)	LEON DEPOLAS SECURITIES S.A.	20/02/2017	Main Market	

List of Stocks under Market Making operations

Securities	Stock Category
Market Maker	Start Market Making
ELLAKTOR (CR)	Main Market
ALPHA FINANCE INVESTMENT SERVICES SINGLE MEMBER SA	18/03/2019
EUROBANK EQUITIES INVESTMENT FIRM SINGLE MEMBER SA	01/06/2012
EUROXX SECURITIES S.A.	24/09/2018
NATIONAL SECURITIES SINGLE MEMBER SA	02/01/1900
PIRAEUS SECURITIES S. A.	22/10/2018
ELTON SA (CR)	Main Market
BETA SECURITIES S.A.	03/09/2012
EUROBANK EQUITIES INVESTMENT FIRM SINGLE MEMBER SA	28/11/2022
OPTIMA BANK S.A.	30/01/2023
ELVALHALCOR (CR)	Main Market
ALPHA FINANCE INVESTMENT SERVICES SINGLE MEMBER SA	07/05/2018
BETA SECURITIES S.A.	09/01/2023
EUROBANK EQUITIES INVESTMENT FIRM SINGLE MEMBER SA	07/05/2018
ENTERSOFT (CR)	Main Market
ALPHA FINANCE INVESTMENT SERVICES SINGLE MEMBER SA	23/03/2023
EUROBANK EQUITIES INVESTMENT FIRM SINGLE MEMBER SA	22/06/2020
EUROBANK HOLDINGS (CR)	Main Market
ALPHA FINANCE INVESTMENT SERVICES SINGLE MEMBER SA	09/01/2006
EUROBANK EQUITIES INVESTMENT FIRM SINGLE MEMBER SA	01/06/2012
GREENPOST TRADING EUROPE LTD	12/06/2023
HELLENIC AMERICAN SECURITIES S.A.	25/07/2014
LEON DEPOLAS SECURITIES S.A.	30/11/2018
MERIT SECURITIES S.A.	06/11/2017
NATIONAL SECURITIES SINGLE MEMBER SA	02/01/1900
PIRAEUS SECURITIES S. A.	28/09/2009
EUROCONSULTANTS S.A. (CR)	Main Market
OPTIMA BANK S.A.	01/02/2023
EYDAP S.A. (CR)	Main Market
ALPHA FINANCE INVESTMENT SERVICES SINGLE MEMBER SA	27/01/2020
EUROBANK EQUITIES INVESTMENT FIRM SINGLE MEMBER SA	10/06/2019
FOURLIS (CR)	Main Market
EUROBANK EQUITIES INVESTMENT FIRM SINGLE MEMBER SA	01/12/2016
PIRAEUS SECURITIES S. A.	06/03/2017
GEK TERNA (CR)	Main Market
BETA SECURITIES S.A.	08/03/2021
EUROBANK EQUITIES INVESTMENT FIRM SINGLE MEMBER SA	24/05/2021
PIRAEUS SECURITIES S. A.	29/08/2019
GR. SARANTIS S.A. (CR)	Main Market
BETA SECURITIES S.A.	14/05/2012
EUROBANK EQUITIES INVESTMENT FIRM SINGLE MEMBER SA	24/10/2016
HELLENIC EXCHANGES-A.S.E. (CR)	Main Market
HELLENIC AMERICAN SECURITIES S.A.	01/09/2014
NATIONAL SECURITIES SINGLE MEMBER SA	02/01/1900
PIRAEUS SECURITIES S. A.	04/05/2015
HELLENIQ ENERGY (CR)	Main Market
HELLENIC AMERICAN SECURITIES S.A.	14/09/2015
PIRAEUS SECURITIES S. A.	20/03/2017
IDEAL HOLDINGS (CR)	Main Market
EUROBANK EQUITIES INVESTMENT FIRM SINGLE MEMBER SA	07/06/2021
PIRAEUS SECURITIES S. A.	07/06/2021
INTERCONTINENTAL (CR)	Main Market
LEON DEPOLAS SECURITIES S.A.	03/06/2019
INTERLIFE G.C.I.(CR)	Main Market
BETA SECURITIES S.A.	24/10/2022
INTERWOOD-XYLEMPORIA (CR)	Main Market
EUROBANK EQUITIES INVESTMENT FIRM SINGLE MEMBER SA	05/07/2021
PANTELAKIS SECURITIES S.A.	01/07/2021
INTRAKAT (CR)	Main Market
BETA SECURITIES S.A.	04/10/2021
PANTELAKIS SECURITIES S.A.	10/10/2022
JUMBO SA (CR)	Main Market
BETA SECURITIES S.A.	01/02/2021
EUROBANK EQUITIES INVESTMENT FIRM SINGLE MEMBER SA	25/05/2020
GREENPOST TRADING EUROPE LTD	12/06/2023
MERIT SECURITIES S.A.	06/11/2017
PIRAEUS SECURITIES S. A.	06/03/2017
KLOUKINAS - LAPPAS SA (CR)	Main Market
OPTIMA BANK S.A.	02/01/2023

List of Stocks under Market Making operations

Securities	Stock Category
Market Maker	Start Market Making
KRI-KRI S.A. (CR)	Main Market
EUROBANK EQUITIES INVESTMENT FIRM SINGLE MEMBER SA	07/05/2018
LEON DEPOLAS SECURITIES S.A.	16/01/2017
LAMDA DEVELOPMENT SA (CR)	Main Market
EUROBANK EQUITIES INVESTMENT FIRM SINGLE MEMBER SA	08/12/2014
PANTELAKIS SECURITIES S.A.	06/11/2017
PIRAEUS SECURITIES S. A.	29/06/2017
LAMPSA HOTEL SA (CR)	Main Market
LEON DEPOLAS SECURITIES S.A.	16/01/2017
MIG (CR)	Main Market
PIRAEUS SECURITIES S. A.	02/02/2009
MOTOR OIL (CR)	Main Market
BETA SECURITIES S.A.	08/03/2021
EUROBANK EQUITIES INVESTMENT FIRM SINGLE MEMBER SA	22/10/2006
GREENPOST TRADING EUROPE LTD	12/06/2023
LEON DEPOLAS SECURITIES S.A.	01/04/2019
MERIT SECURITIES S.A	25/02/2019
NATIONAL SECURITIES SINGLE MEMBER SA	02/01/1900
PIRAEUS SECURITIES S. A.	04/05/2015
MPLE KEDROS (CR)	Main Market
MERIT SECURITIES S.A	30/09/2022
MYTILINEOS (CR)	Main Market
ALPHA FINANCE INVESTMENT SERVICES SINGLE MEMBER SA	15/04/2019
BETA SECURITIES S.A.	11/04/2022
EUROBANK EQUITIES INVESTMENT FIRM SINGLE MEMBER SA	20/09/2017
GREENPOST TRADING EUROPE LTD	12/06/2023
MERIT SECURITIES S.A	25/02/2019
NATIONAL SECURITIES SINGLE MEMBER SA	02/01/1900
PIRAEUS SECURITIES S. A.	04/05/2015
NATIONAL BANK (CR)	Main Market
ALPHA FINANCE INVESTMENT SERVICES SINGLE MEMBER SA	09/01/2006
EUROBANK EQUITIES INVESTMENT FIRM SINGLE MEMBER SA	22/10/2006
GREENPOST TRADING EUROPE LTD	12/06/2023
HELLENIC AMERICAN SECURITIES S.A.	25/07/2014
LEON DEPOLAS SECURITIES S.A.	20/05/2015
MERIT SECURITIES S.A	03/09/2012
NATIONAL SECURITIES SINGLE MEMBER SA	02/01/1900
PIRAEUS SECURITIES S. A.	08/09/2008
OPAP (CR)	Main Market
ALPHA FINANCE INVESTMENT SERVICES SINGLE MEMBER SA	09/01/2006
BETA SECURITIES S.A.	11/04/2022
EUROBANK EQUITIES INVESTMENT FIRM SINGLE MEMBER SA	22/10/2006
GREENPOST TRADING EUROPE LTD	12/06/2023
HELLENIC AMERICAN SECURITIES S.A.	25/07/2014
MERIT SECURITIES S.A	20/03/2017
NATIONAL SECURITIES SINGLE MEMBER SA	02/01/1900
PIRAEUS SECURITIES S. A.	04/05/2015
OTE (CR)	Main Market
ALPHA FINANCE INVESTMENT SERVICES SINGLE MEMBER SA	09/01/2006
BETA SECURITIES S.A.	11/04/2022
EUROBANK EQUITIES INVESTMENT FIRM SINGLE MEMBER SA	22/10/2006
GREENPOST TRADING EUROPE LTD	12/06/2023
HELLENIC AMERICAN SECURITIES S.A.	25/07/2014
LEON DEPOLAS SECURITIES S.A.	20/04/2015
MERIT SECURITIES S.A	20/03/2017
NATIONAL SECURITIES SINGLE MEMBER SA	02/01/1900
PIRAEUS SECURITIES S. A.	08/09/2008
P.P.A. S.A. (CR)	Main Market
EUROBANK EQUITIES INVESTMENT FIRM SINGLE MEMBER SA	06/02/2019
PAPOUTSANIS (CR)	Main Market
BETA SECURITIES S.A.	25/11/2013
PETROPOULOS PETROS (CR)	Main Market
EUROBANK EQUITIES INVESTMENT FIRM SINGLE MEMBER SA	01/04/2019
PANTELAKIS SECURITIES S.A.	16/03/2020

List of Stocks under Market Making operations

Securities	Stock Category
Market Maker	Start Market Making
PIRAEUS FINANCIAL HOLD (CR)	Main Market
ALPHA FINANCE INVESTMENT SERVICES SINGLE MEMBER SA	15/04/2019
EUROBANK EQUITIES INVESTMENT FIRM SINGLE MEMBER SA	22/10/2006
EUROXX SECURITIES S.A.	15/02/2016
GREENPOST TRADING EUROPE LTD	12/06/2023
HELLENIC AMERICAN SECURITIES S.A.	25/07/2014
LEON DEPOLAS SECURITIES S.A.	30/11/2018
MERIT SECURITIES S.A	16/09/2013
NATIONAL SECURITIES SINGLE MEMBER SA	02/01/1900
PIRAEUS SECURITIES S. A.	16/02/2009
PPC (CR)	Main Market
ALPHA FINANCE INVESTMENT SERVICES SINGLE MEMBER SA	09/01/2006
BETA SECURITIES S.A.	01/02/2021
EUROBANK EQUITIES INVESTMENT FIRM SINGLE MEMBER SA	22/10/2006
GREENPOST TRADING EUROPE LTD	12/06/2023
HELLENIC AMERICAN SECURITIES S.A.	01/09/2014
MERIT SECURITIES S.A	06/11/2017
NATIONAL SECURITIES SINGLE MEMBER SA	02/01/1900
PIRAEUS SECURITIES S. A.	28/09/2009
PREMA (CR)	Main Market
BETA SECURITIES S.A.	01/06/2021
LEON DEPOLAS SECURITIES S.A.	05/12/2022
PANTELAKIS SECURITIES S.A.	23/12/2021
PROFILE SA (CR)	Main Market
OPTIMA BANK S.A.	03/04/2023
PANTELAKIS SECURITIES S.A.	01/07/2019
QUALITY & RELIABILITY SA (CR)	Main Market
OPTIMA BANK S.A.	03/01/2023
QUEST HOLDINGS (CR)	Main Market
BETA SECURITIES S.A.	26/03/2018
EUROBANK EQUITIES INVESTMENT FIRM SINGLE MEMBER SA	28/01/2019
REVOIL (CR)	Main Market
BETA SECURITIES S.A.	26/06/2023
SIDMA STEEL (CR)	Main Market
OPTIMA BANK S.A.	25/05/2023
SPACE HELLAS SA (CR)	Main Market
MERIT SECURITIES S.A	09/12/2022
TECHNICAL OLYMPIC SA (CR)	Main Market
BETA SECURITIES S.A.	04/04/2022
OPTIMA BANK S.A.	05/07/2023
TERNA ENERGY (CR)	Main Market
EUROBANK EQUITIES INVESTMENT FIRM SINGLE MEMBER SA	24/05/2021
PIRAEUS SECURITIES S. A.	09/12/2019
THRACE PLASTICS SA (CR)	Main Market
ALPHA FINANCE INVESTMENT SERVICES SINGLE MEMBER SA	26/03/2018
EUROBANK EQUITIES INVESTMENT FIRM SINGLE MEMBER SA	26/03/2018
TITAN CEMENT (CB)	Main Market
BETA SECURITIES S.A.	01/02/2021
EUROBANK EQUITIES INVESTMENT FIRM SINGLE MEMBER SA	06/11/2019
PIRAEUS SECURITIES S. A.	18/01/2021
TZIRAKIAN PROFIL (CR)	Main Market
LEON DEPOLAS SECURITIES S.A.	19/07/2021
VIOHALCO SA/NV (CB)	Main Market
ALPHA FINANCE INVESTMENT SERVICES SINGLE MEMBER SA	11/03/2008
EUROBANK EQUITIES INVESTMENT FIRM SINGLE MEMBER SA	04/03/2014
MERIT SECURITIES S.A	17/03/2014

Underlying Asset				Derivatives Market													
Price max	Price min	Closing price	change	Delivery Month	Open price	Price max	Price min	Last price	Closing price	Last Bid	Last Ask	Fixing price*	Life high	Life low	Trades	Volume	Open Interest
FTSE/Athex Large Cap				(Trade Unit: 1 Index Point x 2€, Cash Settlement)													
3,273.43	3,243.01	3,262.29	0.59%	August 2023	3,263.25	3,278.25	3,263.00	3,265.50	3,265.50	---	---		3,280.00	---	64	257	3,863
				September 2023	---	---	---	---	3,267.00	---	---		3,276.00	---	---	---	228
				October 2023	---	---	---	---	3,258.75	---	---		---	---	---	---	---
				December 2023	---	---	---	---	3,269.00	---	---		---	---	---	---	---
				March 2024	---	---	---	---	3,285.25	---	---		---	---	---	---	---
				June 2024	---	---	---	---	3,303.00	---	---		---	---	---	---	---
FTSE/Athex Banks				(Trade Unit: 1 Index Point x 15€, Cash Settlement)													
1,115.86	1,092.14	1,106.23	1.29%	September 2023	1,123.00	1,131.50	1,123.00	1,128.50	1,128.50	---	---		1,131.50	---	5	140	1,535
				December 2023	---	---	---	---	1,101.00	---	---		---	---	---	---	---
				March 2024	---	---	---	---	1,106.50	---	---		---	---	---	---	---
				June 2024	---	---	---	---	1,112.25	---	---		---	---	---	---	---
MSCI GREECE REBASED				(Trade Unit: 1 Index Point x 2€, Cash Settlement)													
5,190.29	5,143.00	5,169.85	0.52%	August 2023	---	---	---	---	4,985.00	---	---		5,034.50	---	---	---	370
				September 2023	5,189.75	5,189.75	5,189.75	5,189.75	5,189.75	---	---		5,189.75	---	2	2	300
				October 2023	---	---	---	---	5,168.25	---	---		---	---	---	---	---
				November 2023	---	---	---	---	5,176.25	---	---		---	---	---	---	---
				December 2023	---	---	---	---	5,146.50	---	---		5,012.25	---	---	---	10
				January 2024	---	---	---	---	5,194.25	---	---		---	---	---	---	---
				March 2024	---	---	---	---	5,210.25	---	---		---	---	---	---	---
				June 2024	---	---	---	---	5,238.25	---	---		---	---	---	---	---

Derivatives notes

Fixing prices and final open positions can be retrieved from the following path <http://www.helex.gr/el/web/guest/statistics-end-of-day-derivatives>

Underlying Asset				Derivatives Market													
Price max	Price min	Closing price	change	Delivery Month	Open price	Price max	Price min	Last price	Closing price	Last Bid	Last Ask	Fixing price*	Life high	Life low	Trades	Volume	Open Interest
ADMIE (IPTO) HOLDING S.A. (CR)				(Contract Size: 100 Securities, Physical Delivery)													
2.5	2.395	2.45	2.30%	September 2023	2.43	2.48	2.41	2.44	2.44	---	---	---	2.49	---	152	1,179	20,191
				December 2023	---	---	---	---	2.41	---	---	---	---	---	---	---	---
				March 2024	---	---	---	---	2.43	---	---	---	---	---	---	---	---
				June 2024	---	---	---	---	2.44	---	---	---	---	---	---	---	---
AEGEAN AIRLINES (CR)				(Contract Size: 100 Securities, Physical Delivery)													
13.58	13.04	13.34	2.61%	September 2023	13.30	13.70	13.30	13.54	13.54	---	---	---	13.70	---	70	391	5,170
				December 2023	---	---	---	---	13.10	---	---	---	---	---	---	---	---
				March 2024	---	---	---	---	13.17	---	---	---	---	---	---	---	---
				June 2024	---	---	---	---	13.24	---	---	---	---	---	---	---	---
ALPHA SERVICES HOLD (CR)				(Contract Size: 100 Securities, Physical Delivery)													
1.665	1.6255	1.6605	2.37%	September 2023	1.67	1.70	1.66	1.70	1.70	---	---	---	1.70	---	361	14,672	263,395
				December 2023	---	---	---	---	1.69	---	---	---	1.65	---	---	---	460
				March 2024	---	---	---	---	1.64	---	---	---	---	---	---	---	---
				June 2024	---	---	---	---	1.65	---	---	---	---	---	---	---	---
AUTOHELLAS SA (CR)				(Contract Size: 100 Securities, Physical Delivery)													
14	13.78	13.98	0.72%	September 2023	14.01	14.01	14.01	14.01	14.01	---	---	---	14.56	---	1	1	92
				December 2023	---	---	---	---	13.99	---	---	---	---	---	---	---	---
				March 2024	---	---	---	---	14.06	---	---	---	---	---	---	---	---
				June 2024	---	---	---	---	14.14	---	---	---	---	---	---	---	---
AVAX S.A. (CR)				(Contract Size: 100 Securities, Physical Delivery)													
1.68	1.61	1.664	2.59%	September 2023	1.68	1.72	1.68	1.71	1.71	---	---	---	1.80	---	31	51	1,484
				December 2023	---	---	---	---	1.63	---	---	---	---	---	---	---	---
				March 2024	---	---	---	---	1.64	---	---	---	---	---	---	---	---
				June 2024	---	---	---	---	1.65	---	---	---	---	---	---	---	---
CC HBC AG (CR)				(Contract Size: 100 Securities, Physical Delivery)													
27.71	27.49	27.54	-0.58%	September 2023	27.76	27.80	27.68	27.70	27.70	---	---	---	28.81	---	5	11	1,318
				December 2023	---	---	---	---	27.92	---	---	---	---	---	---	---	---
				March 2024	---	---	---	---	28.06	---	---	---	---	---	---	---	---
				June 2024	---	---	---	---	28.21	---	---	---	---	---	---	---	---
CENERGY HOLDINGS (CB)				(Contract Size: 100 Securities, Physical Delivery)													
7.02	6.85	7	2.94%	September 2023	7.00	7.12	6.97	7.05	7.05	---	---	---	7.12	---	60	373	7,225
				December 2023	---	---	---	---	6.85	---	---	---	---	---	---	---	---
				March 2024	---	---	---	---	6.89	---	---	---	---	---	---	---	---
				June 2024	---	---	---	---	6.93	---	---	---	---	---	---	---	---

Derivatives notes

Fixing prices and final open positions can be retrieved from the following path <http://www.helex.gr/el/web/guest/statistics-end-of-day-derivatives>

Underlying Asset				Derivatives Market													
Price max	Price min	Closing price	change	Delivery Month	Open price	Price max	Price min	Last price	Closing price	Last Bid	Last Ask	Fixing price*	Life high	Life low	Trades	Volume	Open Interest
ELLAKTOR (CR)				(Contract Size: 100 Securities, Physical Delivery)													
2.64	2.54	2.54	-0.78%	September 2023	2.64	2.66	2.59	2.59	2.59	---	---	---	2.73	---	11	23	1,286
				December 2023	---	---	---	---	2.58	---	---	---	---	---	---	---	---
				March 2024	---	---	---	---	2.59	---	---	---	---	---	---	---	---
				June 2024	---	---	---	---	2.61	---	---	---	---	---	---	---	---
ELVALHALCOR (CR)				(Contract Size: 100 Securities, Physical Delivery)													
2.35	2.3	2.32	1.75%	September 2023	2.36	2.42	2.36	2.37	2.37	---	---	---	2.42	---	72	468	2,487
				December 2023	---	---	---	---	2.30	---	---	---	---	---	---	---	---
				March 2024	---	---	---	---	2.31	---	---	---	---	---	---	---	---
				June 2024	---	---	---	---	2.32	---	---	---	---	---	---	---	---
EUROBANK HOLDINGS (CR)				(Contract Size: 100 Securities, Physical Delivery)													
1.652	1.62	1.62	-0.61%	September 2023	1.66	1.68	1.64	1.65	1.65	---	---	---	1.68	---	66	1,898	39,698
				December 2023	---	---	---	---	1.64	---	---	---	---	---	---	---	---
				March 2024	---	---	---	---	1.65	---	---	---	---	---	---	---	---
				June 2024	---	---	---	---	1.66	---	---	---	---	---	---	---	---
EYDAP S.A. (CR)				(Contract Size: 100 Securities, Physical Delivery)													
6.84	6.65	6.83	0.89%	September 2023	6.85	6.90	6.75	6.90	6.90	---	---	---	7.18	---	34	91	1,519
				December 2023	---	---	---	---	6.82	---	---	---	---	---	---	---	---
				March 2024	---	---	---	---	6.86	---	---	---	---	---	---	---	---
				June 2024	---	---	---	---	6.90	---	---	---	---	---	---	---	---
FOURLIS (CR)				(Contract Size: 100 Securities, Physical Delivery)													
4.945	4.86	4.9	0.20%	September 2023	4.97	5.00	4.96	4.97	4.97	---	---	---	5.00	---	18	50	931
				December 2023	---	---	---	---	4.93	---	---	---	---	---	---	---	---
				March 2024	---	---	---	---	4.95	---	---	---	---	---	---	---	---
				June 2024	---	---	---	---	4.98	---	---	---	---	---	---	---	---
GEK TERNA (CR)				(Contract Size: 100 Securities, Physical Delivery)													
14.4	14.06	14.3	1.13%	September 2023	14.26	14.36	14.26	14.35	14.35	---	---	---	15.01	---	11	44	7,434
				December 2023	---	---	---	---	14.25	---	---	---	---	---	---	---	---
				March 2024	---	---	---	---	14.32	---	---	---	---	---	---	---	---
				June 2024	---	---	---	---	14.40	---	---	---	---	---	---	---	---
HELLENIC EXCHANGES-A.S.E. (CR)				(Contract Size: 100 Securities, Physical Delivery)													
6.01	5.87	6.01	2.38%	September 2023	6.00	6.10	5.97	6.10	6.10	---	---	---	6.20	---	49	187	10,521
				December 2023	---	---	---	---	5.92	---	---	---	---	---	---	---	---
				March 2024	---	---	---	---	5.95	---	---	---	---	---	---	---	---
				June 2024	---	---	---	---	5.98	---	---	---	---	---	---	---	---

Derivatives notes

Fixing prices and final open positions can be retrieved from the following path <http://www.helex.gr/el/web/guest/statistics-end-of-day-derivatives>

Underlying Asset				Derivatives Market													
Price max	Price min	Closing price	change	Delivery Month	Open price	Price max	Price min	Last price	Closing price	Last Bid	Last Ask	Fixing price*	Life high	Life low	Trades	Volume	Open Interest
HELLENIQ ENERGY (CR)				(Contract Size: 100 Securities, Physical Delivery)													
7.91	7.83	7.83	-0.89%	September 2023	7.99	7.99	7.95	7.95	7.95	---	---	---	8.11	---	5	13	1,232
				December 2023	---	---	---	---	7.96	---	---	---	---	---	---	---	---
				March 2024	---	---	---	---	8.00	---	---	---	---	---	---	---	---
				June 2024	---	---	---	---	8.05	---	---	---	---	---	---	---	---
INTRACOM HOLDINGS (CR)				(Contract Size: 106 Securities, Physical Delivery)													
2.17	2.11	2.11	-0.47%	September 2023	2.21	2.21	2.13	2.13	2.13	---	---	---	2.21	---	29	118	3,814
				December 2023	---	---	---	---	2.14	---	---	---	---	---	---	---	---
				March 2024	---	---	---	---	2.15	---	---	---	---	---	---	---	---
				June 2024	---	---	---	---	2.16	---	---	---	---	---	---	---	---
INTRAKAT (CR)				(Contract Size: 100 Securities, Physical Delivery)													
3.31	3.06	3.235	4.35%	September 2023	3.13	3.35	3.10	3.24	3.24	---	---	---	3.35	---	258	1,348	8,718
				December 2023	---	---	---	---	3.12	---	---	---	---	---	---	---	---
				March 2024	---	---	---	---	3.14	---	---	---	---	---	---	---	---
				June 2024	---	---	---	---	3.16	---	---	---	---	---	---	---	---
JUMBO SA (CR)				(Contract Size: 100 Securities, Physical Delivery)													
28.08	27.54	27.68	-1.43%	September 2023	27.70	27.70	27.31	27.31	27.31	---	---	---	28.26	---	13	14	174
				December 2023	---	---	---	---	28.30	---	---	---	---	---	---	---	---
				March 2024	---	---	---	---	28.45	---	---	---	---	---	---	---	---
				June 2024	---	---	---	---	28.60	---	---	---	---	---	---	---	---
LAMDA DEVELOPMENT SA (CR)				(Contract Size: 100 Securities, Physical Delivery)													
7.215	7.04	7.125	-0.07%	September 2023	7.30	7.31	7.08	7.20	7.20	---	---	---	7.54	---	139	1,240	6,537
				December 2023	---	---	---	---	7.19	---	---	---	---	---	---	---	---
				March 2024	---	---	---	---	7.22	---	---	---	---	---	---	---	---
				June 2024	---	---	---	---	7.26	---	---	---	---	---	---	---	---
MIG (CR)				(Contract Size: 100 Securities, Physical Delivery)													
4.19	4.05	4.13	1.10%	September 2023	4.06	4.07	4.06	4.07	4.07	---	---	---	5.10	---	4	12	64
				December 2023	---	---	---	---	4.12	---	---	---	---	---	---	---	---
				March 2024	---	---	---	---	4.14	---	---	---	---	---	---	---	---
				June 2024	---	---	---	---	4.16	---	---	---	---	---	---	---	---
MOTOR OIL (CR)				(Contract Size: 100 Securities, Physical Delivery)													
23.44	23.14	23.44	0.86%	September 2023	23.60	23.60	23.50	23.57	23.57	---	---	---	24.55	---	9	20	1,851
				December 2023	---	---	---	---	23.43	---	---	---	---	---	---	---	---
				March 2024	---	---	---	---	23.54	---	---	---	---	---	---	---	---
				June 2024	---	---	---	---	23.67	---	---	---	---	---	---	---	---

Derivatives notes

Fixing prices and final open positions can be retrieved from the following path <http://www.helex.gr/el/web/guest/statistics-end-of-day-derivatives>

Underlying Asset				Derivatives Market													
Price max	Price min	Closing price	change	Delivery Month	Open price	Price max	Price min	Last price	Closing price	Last Bid	Last Ask	Fixing price*	Life high	Life low	Trades	Volume	Open Interest
MYTILINEOS (CR)				(Contract Size: 100 Securities, Physical Delivery)													
36.4	35.64	36.16	1.17%	September 2023	36.28	36.74	36.11	36.58	36.58	---	---	---	36.78	---	29	54	3,945
				December 2023	---	---	---	---	35.60	---	---	---	35.29	---	---	---	1
				March 2024	---	---	---	---	36.21	---	---	---	---	---	---	---	---
				June 2024	---	---	---	---	36.40	---	---	---	---	---	---	---	---
NATIONAL BANK (CR)				(Contract Size: 100 Securities, Physical Delivery)													
6.4	6.24	6.336	1.96%	September 2023	6.30	6.45	6.30	6.40	6.40	---	---	---	6.47	---	73	480	16,836
				December 2023	---	---	---	---	6.26	---	---	---	---	---	---	---	---
				March 2024	---	---	---	---	6.30	---	---	---	---	---	---	---	---
				June 2024	---	---	---	---	6.33	---	---	---	---	---	---	---	---
OPAP (CR)				(Contract Size: 103 Securities, Physical Delivery)													
16.46	16.2	16.39	1.05%	September 2023	16.47	16.69	16.47	16.55	16.55	---	---	---	16.69	15.65	44	245	3,106
				December 2023	---	---	---	---	16.35	---	---	---	---	---	---	---	---
				March 2024	---	---	---	---	16.43	---	---	---	---	---	---	---	---
				June 2024	---	---	---	---	16.52	---	---	---	---	---	---	---	---
OTE (CR)				(Contract Size: 100 Securities, Physical Delivery)													
14.52	14.35	14.35	-0.42%	September 2023	14.65	14.72	14.61	14.62	14.62	---	---	---	15.55	---	50	185	12,404
				December 2023	---	---	---	---	14.53	---	---	---	---	---	---	---	---
				March 2024	---	---	---	---	14.60	---	---	---	---	---	---	---	---
				June 2024	---	---	---	---	14.68	---	---	---	---	---	---	---	---
P.P.A. S.A. (CR)				(Contract Size: 100 Securities, Physical Delivery)													
23.35	22.7	22.85	-1.51%	September 2023	22.32	22.32	22.32	22.32	22.32	---	---	---	22.33	---	1	5	321
				December 2023	---	---	---	---	23.39	---	---	---	---	---	---	---	---
				March 2024	---	---	---	---	23.50	---	---	---	---	---	---	---	---
				June 2024	---	---	---	---	23.63	---	---	---	---	---	---	---	---
PIRAEUS FINANCIAL HOLD (CR)				(Contract Size: 100 Securities, Physical Delivery)													
3.548	3.46	3.524	2.03%	September 2023	3.51	3.58	3.51	3.56	3.56	---	---	---	3.62	---	114	1,991	75,167
				December 2023	---	---	---	---	3.48	---	---	---	---	---	---	---	---
				March 2024	---	---	---	---	3.50	---	---	---	---	---	---	---	---
				June 2024	---	---	---	---	3.52	---	---	---	---	---	---	---	---
PPC (CR)				(Contract Size: 100 Securities, Physical Delivery)													
11.19	10.99	10.99	-0.09%	September 2023	11.28	11.33	11.14	11.18	11.18	---	---	---	11.33	---	124	601	29,912
				December 2023	---	---	---	---	11.09	---	---	---	---	---	---	---	---
				March 2024	---	---	---	---	11.14	---	---	---	---	---	---	---	---
				June 2024	---	---	---	---	11.20	---	---	---	---	---	---	---	---

Derivatives notes

Fixing prices and final open positions can be retrieved from the following path <http://www.helex.gr/el/web/guest/statistics-end-of-day-derivatives>

Underlying Asset				Derivatives Market													
Price max	Price min	Closing price	change	Delivery Month	Open price	Price max	Price min	Last price	Closing price	Last Bid	Last Ask	Fixing price*	Life high	Life low	Trades	Volume	Open Interest
QUEST HOLDINGS (CR)				(Contract Size: 100 Securities, Physical Delivery)													
6.69	6.42	6.51	0.15%	September 2023	6.62	6.62	6.62	6.62	6.62	---	---	---	6.77	---	1	1	150
				December 2023	---	---	---	---	6.55	---	---	---	---	---	---	---	---
				March 2024	---	---	---	---	6.58	---	---	---	---	---	---	---	---
				June 2024	---	---	---	---	6.62	---	---	---	---	---	---	---	---
TERNA ENERGY (CR)				(Contract Size: 100 Securities, Physical Delivery)													
18.15	17.8	17.82	-0.56%	September 2023	18.20	18.30	17.99	18.00	18.00	---	---	---	21.16	---	41	110	12,120
				December 2023	---	---	---	---	18.06	---	---	---	---	---	---	---	---
				March 2024	---	---	---	---	18.15	---	---	---	---	---	---	---	---
				June 2024	---	---	---	---	18.25	---	---	---	---	---	---	---	---
TITAN CEMENT (CB)				(Contract Size: 100 Securities, Physical Delivery)													
18.88	18.4	18.76	1.73%	September 2023	18.88	19.03	18.88	18.90	18.90	---	---	---	19.03	---	6	17	832
				December 2023	---	---	---	---	18.59	---	---	---	---	---	---	---	---
				March 2024	---	---	---	---	18.68	---	---	---	---	---	---	---	---
				June 2024	---	---	---	---	18.78	---	---	---	---	---	---	---	---
VIOHALCO SA/NV (CB)				(Contract Size: 100 Securities, Physical Delivery)													
6.81	6.48	6.78	5.12%	September 2023	6.60	6.87	6.58	6.80	6.80	---	---	---	6.87	---	143	784	6,908
				December 2023	---	---	---	---	6.50	---	---	---	---	---	---	---	---
				March 2024	---	---	---	---	6.53	---	---	---	---	---	---	---	---
				June 2024	---	---	---	---	6.57	---	---	---	---	---	---	---	---

Derivatives notes

Fixing prices and final open positions can be retrieved from the following path <http://www.helex.gr/el/web/guest/statistics-end-of-day-derivatives>

FTSE/Athex Large Cap

(Trade Unit: 1 Index Point x 2€ - Exercise Style: European, Cash Settlement)

Call Options														Put Options																			
August 2023							September 2023							Other Months		August 2023							September 2023							Other Months			
Exercise Price	Open price	Price max	Price min	Last price	Closing price	Volume	Open Interest	Open price	Price max	Price min	Last price	Closing price	Volume	Open Interest	Volume	Open Interest	Open price	Price max	Price min	Last price	Closing price	Volume	Open Interest	Open price	Price max	Price min	Last price	Closing price	Volume	Open Interest	Volume	Open Interest	Exercise Price
1,775	-	-	-	-	-	-	-	0.00	0.00	0.00	-	1,488.00	-	-	-	-	-	-	-	-	-	-	-	0.00	0.00	0.00	-	0.02	-	-	-	-	1,775
1,800	-	-	-	-	-	-	-	0.00	0.00	0.00	-	1,463.00	-	-	-	-	-	-	-	-	-	-	-	0.00	0.00	0.00	-	0.03	-	-	-	-	1,800
1,825	-	-	-	-	-	-	-	0.00	0.00	0.00	-	1,438.00	-	-	-	-	-	-	-	-	-	-	-	0.00	0.00	0.00	-	0.05	-	-	-	-	1,825
1,850	-	-	-	-	-	-	-	0.00	0.00	0.00	-	1,413.00	-	-	-	-	-	-	-	-	-	-	-	0.00	0.00	0.00	-	0.07	-	-	-	-	1,850
1,875	-	-	-	-	-	-	-	0.00	0.00	0.00	-	1,388.00	-	-	-	-	-	-	-	-	-	-	-	0.00	0.00	0.00	-	0.01	-	-	-	-	1,875
1,900	-	-	-	-	-	-	-	0.00	0.00	0.00	-	1,363.00	-	-	-	-	-	-	-	-	-	-	-	0.00	0.00	0.00	-	0.01	-	-	-	-	1,900
1,925	-	-	-	-	-	-	-	0.00	0.00	0.00	-	1,338.00	-	-	-	-	-	-	-	-	-	-	-	0.00	0.00	0.00	-	0.01	-	-	-	-	1,925
1,950	-	-	-	-	-	-	-	0.00	0.00	0.00	-	1,313.00	-	-	-	-	-	-	-	-	-	-	-	0.00	0.00	0.00	-	0.02	-	-	-	-	1,950
1,975	-	-	-	-	-	-	-	0.00	0.00	0.00	-	1,288.00	-	-	-	-	-	-	-	-	-	-	-	0.00	0.00	0.00	-	0.01	-	-	-	-	1,975
2,000	-	-	-	-	-	-	-	0.00	0.00	0.00	-	1,263.00	-	-	-	-	-	-	-	-	-	-	-	0.00	0.00	0.00	-	0.01	-	-	-	-	2,000
2,050	-	-	-	-	-	-	-	0.00	0.00	0.00	-	1,213.00	-	-	-	-	-	-	-	-	-	-	-	0.00	0.00	0.00	-	0.01	-	-	-	-	2,050
2,100	-	-	-	-	-	-	-	0.00	0.00	0.00	-	1,164.00	-	-	-	-	-	-	-	-	-	-	-	0.00	0.00	0.00	-	0.01	-	-	-	-	2,100
2,150	-	-	-	-	-	-	-	0.00	0.00	0.00	-	1,114.00	-	-	-	-	-	-	-	-	-	-	-	0.00	0.00	0.00	-	0.01	-	-	-	-	2,150
2,200	-	-	-	-	-	-	-	0.00	0.00	0.00	-	1,064.00	-	-	-	-	-	-	-	-	-	-	-	0.00	0.00	0.00	-	0.01	-	-	-	-	2,200
2,250	-	-	-	-	-	-	-	0.00	0.00	0.00	-	1,014.00	-	-	-	-	-	-	-	-	-	-	-	0.00	0.00	0.00	-	0.01	-	-	-	-	2,250
2,300	-	-	-	-	-	-	-	0.00	0.00	0.00	-	964.00	-	-	-	-	-	-	-	-	-	-	-	0.00	0.00	0.00	-	0.01	-	-	-	-	2,300
2,350	-	-	-	-	-	-	-	0.00	0.00	0.00	-	914.00	-	-	-	-	-	-	-	-	-	-	-	0.00	0.00	0.00	-	0.01	-	-	-	-	2,350
2,400	-	-	-	-	-	-	-	0.00	0.00	0.00	-	864.00	-	-	-	-	-	-	-	-	-	-	-	0.00	0.00	0.00	-	0.02	-	-	-	-	2,400
2,450	-	-	-	-	-	-	-	0.00	0.00	0.00	-	815.00	-	-	-	-	-	-	-	-	-	-	-	0.00	0.00	0.00	-	0.01	-	-	-	-	2,450
2,500	0.00	0.00	0.00	-	763.00	-	-	0.00	0.00	0.00	-	765.00	-	-	-	-	0.00	0.00	0.00	-	0.01	-	-	0.00	0.00	0.00	-	0.01	-	-	-	-	2,500
2,550	0.00	0.00	0.00	-	714.00	-	-	0.00	0.00	0.00	-	715.00	-	-	-	-	0.00	0.00	0.00	-	0.01	-	-	0.00	0.00	0.00	-	0.02	-	-	-	-	2,550
2,600	0.00	0.00	0.00	-	664.00	-	-	0.00	0.00	0.00	-	665.00	-	-	-	-	0.00	0.00	0.00	-	0.02	-	-	0.00	0.00	0.00	-	0.06	-	-	-	-	2,600
2,650	0.00	0.00	0.00	-	614.00	-	-	0.00	0.00	0.00	-	615.00	-	-	-	-	0.00	0.00	0.00	-	0.01	-	-	0.00	0.00	0.00	-	0.15	-	-	-	-	2,650
2,700	0.00	0.00	0.00	-	564.00	-	-	0.00	0.00	0.00	-	566.00	-	-	-	-	0.00	0.00	0.00	-	0.01	-	-	0.00	0.00	0.00	-	0.35	-	-	-	-	2,700
2,750	0.00	0.00	0.00	-	514.00	-	-	0.00	0.00	0.00	-	516.00	-	-	-	-	0.00	0.00	0.00	-	0.01	-	-	0.00	0.00	0.00	-	0.76	-	-	-	-	2,750
2,800	0.00	0.00	0.00	-	464.00	-	-	0.00	0.00	0.00	-	467.00	-	-	-	-	0.00	0.00	0.00	-	0.04	-	-	0.00	0.00	0.00	-	1.50	-	-	-	-	2,800
2,850	0.00	0.00	0.00	-	414.00	-	-	0.00	0.00	0.00	-	419.00	-	-	-	-	0.00	0.00	0.00	-	0.14	-	-	0.00	0.00	0.00	-	2.90	-	-	-	-	2,850
2,900	0.00	0.00	0.00	-	364.00	-	19	0.00	0.00	0.00	-	371.00	-	-	-	-	0.00	0.00	0.00	-	0.44	-	20	0.00	0.00	0.00	-	5.20	-	-	-	-	2,900
2,950	0.00	0.00	0.00	-	315.00	-	20	0.00	0.00	0.00	-	325.00	-	-	-	-	0.00	0.00	0.00	-	1.20	-	-	0.00	0.00	0.00	-	8.90	-	-	-	-	2,950
3,000	0.00	0.00	0.00	-	267.00	-	41	0.00	0.00	0.00	-	281.00	-	-	-	-	0.00	0.00	0.00	-	2.80	-	20	0.00	0.00	0.00	-	14.50	-	-	-	-	3,000
3,050	0.00	0.00	0.00	-	220.00	-	20	0.00	0.00	0.00	-	239.00	-	-	-	-	0.00	0.00	0.00	-	6.20	-	29	0.00	0.00	0.00	-	22.25	-	-	-	-	3,050
3,100	0.00	0.00	0.00	-	176.00	-	20	0.00	0.00	0.00	-	200.00	-	-	-	-	0.00	0.00	0.00	-	12.25	-	145	0.00	0.00	0.00	-	33.25	-	-	-	-	3,100
3,150	0.00	0.00	0.00	-	136.00	-	21	0.00	0.00	0.00	-	164.00	-	-	-	-	0.00	0.00	0.00	-	22.00	-	241	0.00	0.00	0.00	-	47.50	-	-	-	-	3,150
3,200	110.00	110.00	110.00	110.00	110.00	1	566	0.00	0.00	0.00	-	132.00	-	-	-	35.00	110.00	35.00	35.00	35.00	35.00	1	566	0.00	0.00	0.00	-	65.50	-	40	-	-	3,200
3,250	77.00	77.00	77.00	77.00	77.00	1	22	0.00	0.00	0.00	-	105.00	-	11	-	0.00	77.00	0.00	-	57.50	-	142	84.50	84.50	84.50	84.50	84.50	84.50	20	20	-	-	3,250
3,300	50.00	55.00	50.00	55.00	55.00	2	20	0.00	0.00	0.00	-	81.50	-	-	-	0.00	55.00	0.00	-	84.00	-	40	114.00	114.00	114.00	114.00	114.00	114.00	1	-	-	-	3,300

FTSE/Athex Large Cap

(Trade Unit: 1 Index Point x 2€ - Exercise Style: European, Cash Settlement)

Call Options															Put Options																				
Exercise Price	August 2023							September 2023							Other Months		August 2023					September 2023					Other Months		Exercise Price						
	Open price	Price max	Price min	Last price	Closing price	Volume	Open Interest	Open price	Price max	Price min	Last price	Closing price	Volume	Open Interest	Volume	Open Interest	Open price	Price max	Price min	Last price	Closing price	Volume	Open Interest	Open price	Price max	Price min	Last price	Closing price		Volume	Open Interest	Volume	Open Interest		
3,350	0.00	0.00	0.00	-	31.50	-	21	0.00	0.00	0.00	-	61.50	-	-			0.00	0.00	0.00	-	117.00	-	60	0.00	0.00	0.00	-	144.00	-	-			3,350		
3,400	0.00	0.00	0.00	-	19.25	-	-	0.00	0.00	0.00	-	46.00	-	-			0.00	0.00	0.00	-	155.00	-	-	0.00	0.00	0.00	-	179.00	-	-			3,400		
3,450	0.00	0.00	0.00	-	11.25	-	-	0.00	0.00	0.00	-	33.50	-	-			0.00	0.00	0.00	-	196.00	-	-	0.00	0.00	0.00	-	216.00	-	-			3,450		
3,500	0.00	0.00	0.00	-	6.10	-	-	0.00	0.00	0.00	-	23.75	-	-			0.00	0.00	0.00	-	241.00	-	-	0.00	0.00	0.00	-	256.00	-	-			3,500		
Totals:						4	770							0	11	0	0							1	1,263							21	60	0	0
Number of Trades:						4							0	0							1							2	0						

ALPHA SERVICES HOLD (CR)

(Contract Size: 100 Securities, Exercise Style: American, Physical Delivery)

Call Options														Put Options																			
August 2023							September 2023							Other Months		August 2023							September 2023							Other Months		Exercise Price	
Open price	Price max	Price min	Last price	Closing price	Volume	Open Interest	Open price	Price max	Price min	Last price	Closing price	Volume	Open Interest	Volume	Open Interest	Open price	Price max	Price min	Last price	Closing price	Volume	Open Interest	Open price	Price max	Price min	Last price	Closing price	Volume	Open Interest	Volume	Open Interest		
0.550					-	-	0.000	0.000	0.000		1.07	-	-			-	-	0.000	0.000	0.000		0.002	-	-							0.006		
0.600					-	-	0.000	0.000	0.000		1.02	-	-			-	-	0.000	0.000	0.000		0.001	-	-							0.006		
0.650					-	-	0.000	0.000	0.000		0.972	-	-			-	-	0.000	0.000	0.000		0.001	-	-							0.007		
0.700					-	-	0.000	0.000	0.000		0.922	-	-			-	-	0.000	0.000	0.000		0.001	-	-							0.007		
0.750					-	-	0.000	0.000	0.000		0.872	-	-			-	-	0.000	0.000	0.000		0.002	-	-							0.008		
0.800					-	-	0.000	0.000	0.000		0.822	-	-			-	-	0.000	0.000	0.000		0.001	-	-							0.008		
0.850	0.000	0.000	0.000		0.771	-	-	0.000	0.000	0.000		0.772	-	-			0.000	0.000	0.000		0.001	-	-			0.000	0.000	0.000		0.001	-	-	0.009
0.900	0.000	0.000	0.000		0.721	-	-	0.000	0.000	0.000		0.723	-	-			0.000	0.000	0.000		0.001	-	-			0.000	0.000	0.000		0.002	-	-	0.009
0.950	0.000	0.000	0.000		0.671	-	-	0.000	0.000	0.000		0.673	-	-			0.000	0.000	0.000		0.001	-	-			0.000	0.000	0.000		0.004	-	-	0.010
1.000	0.000	0.000	0.000		0.621	-	-	0.000	0.000	0.000		0.623	-	-			0.000	0.000	0.000		0.002	-	-			0.000	0.000	0.000		0.001	-	-	0.010
1.100	0.000	0.000	0.000		0.522	-	-	0.000	0.000	0.000		0.523	-	-			0.000	0.000	0.000		0.001	-	-			0.000	0.000	0.000		0.001	-	-	0.011
1.200	0.000	0.000	0.000		0.422	-	-	0.000	0.000	0.000		0.425	-	-			0.000	0.000	0.000		0.001	-	-			0.000	0.000	0.000		0.001	-	-	0.012
1.300	0.000	0.000	0.000		0.323	-	-	0.000	0.000	0.000		0.329	-	-			0.000	0.000	0.000		0.001	-	-			0.000	0.000	0.000		0.005	-	-	0.013
1.400	0.000	0.000	0.000		0.228	-	-	0.000	0.000	0.000		0.240	-	-			0.000	0.000	0.000		0.006	-	-			0.000	0.000	0.000		0.015	-	-	0.014
1.500	0.000	0.000	0.000		0.144	-	20	0.256	0.258	0.256	0.258	0.258	14	-			0.000	0.000	0.000		0.022	-	-			0.000	0.000	0.000		0.038	-	-	0.015
1.600	0.000	0.000	0.000		0.080	-	-	0.000	0.000	0.000		0.103	-	-			0.000	0.000	0.000		0.058	-	-			0.000	0.000	0.000		0.078	-	-	0.016
1.700	0.000	0.000	0.000		0.038	-	-	0.000	0.000	0.000		0.060	-	-			0.000	0.000	0.000		0.116	-	-			0.000	0.000	0.000		0.135	-	-	0.017
1.800	0.000	0.000	0.000		0.016	-	-	0.000	0.000	0.000		0.032	-	-			0.000	0.000	0.000		0.194	-	-			0.000	0.000	0.000		0.208	-	-	0.018
1.900	0.000	0.000	0.000		0.006	-	-	0.000	0.000	0.000		0.016	-	-			0.000	0.000	0.000		0.284	-	-			0.000	0.000	0.000		0.292	-	-	0.019
2.000	0.000	0.000	0.000		0.002	-	-	0.000	0.000	0.000		0.008	-	-			0.000	0.000	0.000		0.381	-	-			0.000	0.000	0.000		0.384	-	-	0.020
2.200	0.000	0.000	0.000		0.001	-	-	0.000	0.000	0.000		0.001	-	-			0.000	0.000	0.000		0.580	-	-			0.000	0.000	0.000		0.580	-	-	0.022
Totals:					0	20						14	0	0			0	0	0	0				0	0				0	0	0	0	0
Number of Trades:					0							2	0	0			0.00							0				0	0	0	0	0	

NATIONAL BANK (CR)

(Contract Size: 100 Securities, Exercise Style: American, Physical Delivery)

Call Options														Put Options																		
August 2023							September 2023							Other Months		August 2023							September 2023							Other Months		Exercise Price
Open price	Price max	Price min	Last price	Closing price	Volume	Open Interest	Open price	Price max	Price min	Last price	Closing price	Volume	Open Interest	Volume	Open Interest	Open price	Price max	Price min	Last price	Closing price	Volume	Open Interest	Open price	Price max	Price min	Last price	Closing price	Volume	Open Interest	Volume	Open Interest	
2.000					-	-	0.000	0.000	0.000		4.22	-	-			-	-	0.000	0.000	0.000		0.001	-	-								0.020
2.200					-	-	0.000	0.000	0.000		4.02	-	-			-	-	0.000	0.000	0.000		0.001	-	-								0.022
2.400					-	-	0.000	0.000	0.000		3.82	-	-			-	-	0.000	0.000	0.000		0.001	-	-								0.024
2.600					-	-	0.000	0.000	0.000		3.62	-	-			-	-	0.000	0.000	0.000		0.001	-	-								0.026
2.800					-	-	0.000	0.000	0.000		3.42	-	-			-	-	0.000	0.000	0.000		0.001	-	-								0.028
3.000					-	-	0.000	0.000	0.000		3.22	-	-			-	-	0.000	0.000	0.000		0.001	-	-								0.030
3.200					-	-	0.000	0.000	0.000		3.02	-	-			-	-	0.000	0.000	0.000		0.001	-	-								0.032
3.400					-	-	0.000	0.000	0.000		2.82	-	-			-	-	0.000	0.000	0.000		0.001	-	-								0.034
3.600	0.000	0.000	0.000		2.61	-	-	0.000	0.000	0.000		2.62	-	-		0.000	0.000	0.000		0.001	-	-		0.000	0.000	0.000		0.001	-	-		0.036
3.800	0.000	0.000	0.000		2.42	-	-	0.000	0.000	0.000		2.42	-	-		0.000	0.000	0.000		0.001	-	-		0.000	0.000	0.000		0.001	-	-		0.038
4.000	0.000	0.000	0.000		2.22	-	-	0.000	0.000	0.000		2.22	-	-		0.000	0.000	0.000		0.001	-	-		0.000	0.000	0.000		0.001	-	-		0.040
4.400	0.000	0.000	0.000		1.82	-	-	0.000	0.000	0.000		1.83	-	-		0.000	0.000	0.000		0.001	-	-		0.000	0.000	0.000		0.003	-	-		0.044
4.800	0.000	0.000	0.000		1.42	-	-	0.000	0.000	0.000		1.44	-	-		0.000	0.000	0.000		0.001	-	-		0.000	0.000	0.000		0.013	-	-		0.048
5.200	0.000	0.000	0.000		1.02	-	-	0.000	0.000	0.000		1.07	-	-		0.000	0.000	0.000		0.007	-	-		0.000	0.000	0.000		0.047	-	-		0.052
5.600	0.000	0.000	0.000		0.660	-	-	0.000	0.000	0.000		0.752	-	-		0.000	0.000	0.000		0.042	-	-		0.000	0.000	0.000		0.126	-	-		0.056
6.000	0.000	0.000	0.000		0.364	-	5	0.000	0.000	0.000		0.491	-	-		0.000	0.000	0.000		0.146	-	-		0.000	0.000	0.000		0.264	-	-		0.060
6.400	0.000	0.000	0.000		0.166	-	-	0.000	0.000	0.000		0.299	-	4		0.000	0.000	0.000		0.348	-	-		0.000	0.000	0.000		0.472	-	-		0.064
6.800	0.000	0.000	0.000		0.063	-	-	0.000	0.000	0.000		0.168	-	-		0.000	0.000	0.000		0.645	-	-		0.000	0.000	0.000		0.741	-	-		0.068
7.200	0.000	0.000	0.000		0.019	-	-	0.000	0.000	0.000		0.090	-	-		0.000	0.000	0.000		1.00	-	-		0.000	0.000	0.000		1.06	-	-		0.072
7.600	0.000	0.000	0.000		0.005	-	-	0.000	0.000	0.000		0.044	-	-		0.000	0.000	0.000		1.39	-	-		0.000	0.000	0.000		1.42	-	-		0.076
8.000	0.000	0.000	0.000		0.001	-	-	0.000	0.000	0.000		0.020	-	-		0.000	0.000	0.000		1.79	-	-		0.000	0.000	0.000		1.80	-	-		0.080
8.400	0.000	0.000	0.000		0.001	-	-	0.000	0.000	0.000		0.009	-	-		0.000	0.000	0.000		2.19	-	-		0.000	0.000	0.000		2.19	-	-		0.084
Totals:					0	5						0	4		0	0						0	0						0	270	300	0
Number of Trades:					0							0		0								0.00							0		4	

OPAP (CR)

(Contract Size: 100 Securities, Exercise Style: American, Physical Delivery)

Call Options														Put Options																		
August 2023							September 2023							Other Months		August 2023							September 2023							Other Months		Exercise Price
Open price	Price max	Price min	Last price	Closing price	Volume	Open Interest	Open price	Price max	Price min	Last price	Closing price	Volume	Open Interest	Volume	Open Interest	Open price	Price max	Price min	Last price	Closing price	Volume	Open Interest	Open price	Price max	Price min	Last price	Closing price	Volume	Open Interest	Volume	Open Interest	
8.800					-	-	0.000	0.000	0.000		7.45	-	-			-	-	0.000	0.000	0.000		0.001	-	-								0.088
9.200					-	-	0.000	0.000	0.000		7.05	-	-			-	-	0.000	0.000	0.000		0.001	-	-								0.092
9.600					-	-	0.000	0.000	0.000		6.65	-	-			-	-	0.000	0.000	0.000		0.001	-	-								0.096
10.000					-	-	0.000	0.000	0.000		6.25	-	-			-	-	0.000	0.000	0.000		0.002	-	-								0.100
11.000	0.000	0.000	0.000		5.24	-	-	0.000	0.000	0.000		5.25	-	-		0.000	0.000	0.000		0.001	-	-										0.110
12.000	0.000	0.000	0.000		4.24	-	-	0.000	0.000	0.000		4.26	-	-		0.000	0.000	0.000		0.001	-	-										0.120
13.000	0.000	0.000	0.000		3.24	-	-	0.000	0.000	0.000		3.26	-	-		0.000	0.000	0.000		0.001	-	-										0.130
14.000	0.000	0.000	0.000		2.24	-	-	0.000	0.000	0.000		2.29	-	-		0.000	0.000	0.000		0.002	-	-										0.140
15.000	0.000	0.000	0.000		1.28	-	-	0.000	0.000	0.000		1.40	-	-		0.000	0.000	0.000		0.038	-	10										0.150
16.000	0.000	0.000	0.000		0.512	-	-	0.000	0.000	0.000		0.721	-	-		0.236	0.236	0.236	0.236	0.236	1	75										0.160
17.000	0.000	0.000	0.000		0.123	-	15	0.000	0.000	0.000		0.298	-	10		0.000	0.000	0.000		0.884	-	-										0.170
18.000	0.000	0.000	0.000		0.016	-	-	0.000	0.000	0.000		0.098	-	5		0.000	0.000	0.000		1.79	-	-										0.180
19.000	0.000	0.000	0.000		0.001	-	-	0.000	0.000	0.000		0.026	-	-		0.000	0.000	0.000		2.78	-	-										0.190
20.000	0.000	0.000	0.000		0.001	-	-	0.000	0.000	0.000		0.005	-	-		0.000	0.000	0.000		3.78	-	-										0.200
22.000	0.000	0.000	0.000		0.003	-	-	0.000	0.000	0.000		0.001	-	-		0.000	0.000	0.000		5.78	-	-										0.220
24.000	0.000	0.000	0.000		0.001	-	-	0.000	0.000	0.000		0.002	-	-		0.000	0.000	0.000		7.78	-	-										0.240
Totals:					0	15						0	15		0	0					0	85						0	0		0	0
Number of Trades:					0							0			0		1.00											0		0		

OTE (CR)

(Contract Size: 100 Securities, Exercise Style: American, Physical Delivery)

Call Options														Put Options																											
August 2023							September 2023							Other Months		August 2023							September 2023							Other Months		Exercise Price									
Open price	Price max	Price min	Last price	Closing price	Volume	Open Interest	Open price	Price max	Price min	Last price	Closing price	Volume	Open Interest	Volume	Open Interest	Open price	Price max	Price min	Last price	Closing price	Volume	Open Interest	Open price	Price max	Price min	Last price	Closing price	Volume	Open Interest	Volume	Open Interest										
9.200					-	-	0.000	0.000	0.000		5.24	-	-																				0.092								
9.600	0.000	0.000	0.000	4.82	-	-	0.000	0.000	0.000		4.84	-	-			0.000	0.000	0.000		0.001	-	-		0.000	0.000	0.000		0.001	-	-		0.096									
10.000	0.000	0.000	0.000	4.42	-	-	0.000	0.000	0.000		4.44	-	-			0.000	0.000	0.000		0.001	-	-		0.000	0.000	0.000		0.001	-	-		0.100									
11.000	0.000	0.000	0.000	3.43	-	-	0.000	0.000	0.000		3.44	-	-			0.000	0.000	0.000		0.001	-	-		0.000	0.000	0.000		0.001	-	-		0.110									
12.000	0.000	0.000	0.000	2.43	-	-	0.000	0.000	0.000		2.45	-	-			0.000	0.000	0.000		0.001	-	-		0.000	0.000	0.000		0.006	-	-		0.120									
13.000	0.000	0.000	0.000	1.44	-	-	0.000	0.000	0.000		1.51	-	-			0.000	0.000	0.000		0.011	-	-		0.000	0.000	0.000		0.062	-	-		0.130									
14.000	0.000	0.000	0.000	0.587	-	-	0.000	0.000	0.000		0.746	-	-			0.000	0.000	0.000		0.158	-	50		0.000	0.000	0.000		0.296	-	-		0.140									
15.000	0.000	0.000	0.000	0.129	-	7	0.000	0.000	0.000		0.279	-	-			0.000	0.000	0.000		0.702	-	-		0.000	0.000	0.000		0.831	-	-		0.150									
16.000	0.000	0.000	0.000	0.013	-	-	0.000	0.000	0.000		0.076	-	-			0.000	0.000	0.000		1.59	-	-		0.000	0.000	0.000		1.64	-	-		0.160									
17.000	0.000	0.000	0.000	0.001	-	-	0.000	0.000	0.000		0.015	-	-			0.000	0.000	0.000		2.59	-	-		0.000	0.000	0.000		2.59	-	-		0.170									
18.000	0.000	0.000	0.000	0.001	-	-	0.000	0.000	0.000		0.002	-	-			0.000	0.000	0.000		3.59	-	-		0.000	0.000	0.000		3.59	-	-		0.180									
19.000	0.000	0.000	0.000	0.001	-	-	0.000	0.000	0.000		0.001	-	-			0.000	0.000	0.000		4.59	-	-		0.000	0.000	0.000		4.59	-	-		0.190									
20.000	0.000	0.000	0.000	0.001	-	-	0.000	0.000	0.000		0.001	-	-			0.000	0.000	0.000		5.59	-	-		0.000	0.000	0.000		5.59	-	-		0.200									
22.000	0.000	0.000	0.000	0.001	-	-	0.000	0.000	0.000		0.001	-	-			0.000	0.000	0.000		7.59	-	-		0.000	0.000	0.000		7.59	-	-		0.220									
Totals:					0	7						0	0	0								0	50								0	0								0	
Number of Trades:					0							0	0	0									0.00									0	0								0

PIRAEUS FINANCIAL HOLD (CR)

(Contract Size: 100 Securities, Exercise Style: American, Physical Delivery)

Call Options														Put Options																			
August 2023							September 2023							Other Months		August 2023							September 2023							Other Months		Exercise Price	
Open price	Price max	Price min	Last price	Closing price	Volume	Open Interest	Open price	Price max	Price min	Last price	Closing price	Volume	Open Interest	Volume	Open Interest	Open price	Price max	Price min	Last price	Closing price	Volume	Open Interest	Open price	Price max	Price min	Last price	Closing price	Volume	Open Interest	Volume	Open Interest		
0.750					-	-	0.000	0.000	0.000		2.70	-	-			-	-	0.000	0.000	0.000		0.001	-	-								0.008	
0.800					-	-	0.000	0.000	0.000		2.65	-	-			-	-	0.000	0.000	0.000		0.001	-	-								0.008	
0.850					-	-	0.000	0.000	0.000		2.60	-	-			-	-	0.000	0.000	0.000		0.001	-	-								0.009	
0.900					-	-	0.000	0.000	0.000		2.55	-	-			-	-	0.000	0.000	0.000		0.001	-	-								0.009	
0.950					-	-	0.000	0.000	0.000		2.50	-	-			-	-	0.000	0.000	0.000		0.002	-	-								0.010	
1.000					-	-	0.000	0.000	0.000		2.45	-	-			-	-	0.000	0.000	0.000		0.001	-	-								0.010	
1.100					-	-	0.000	0.000	0.000		2.35	-	-			-	-	0.000	0.000	0.000		0.002	-	-								0.011	
1.200					-	-	0.000	0.000	0.000		2.25	-	-			-	-	0.000	0.000	0.000		0.004	-	-								0.012	
1.300					-	-	0.000	0.000	0.000		2.15	-	-			-	-	0.000	0.000	0.000		0.001	-	-								0.013	
1.400					-	-	0.000	0.000	0.000		2.05	-	-			-	-	0.000	0.000	0.000		0.001	-	-								0.014	
1.500					-	-	0.000	0.000	0.000		1.95	-	-			-	-	0.000	0.000	0.000		0.001	-	-								0.015	
1.600					-	-	0.000	0.000	0.000		1.85	-	-			-	-	0.000	0.000	0.000		0.001	-	-								0.016	
1.700	0.000	0.000	0.000		1.75	-	-	0.000	0.000	0.000		1.75	-	-			0.000	0.000	0.000		0.001	-	-			0.000	0.000	0.000		0.001	-	-	0.017
1.800	0.000	0.000	0.000		1.65	-	-	0.000	0.000	0.000		1.66	-	-			0.000	0.000	0.000		0.001	-	-			0.000	0.000	0.000		0.001	-	-	0.018
1.900	0.000	0.000	0.000		1.55	-	-	0.000	0.000	0.000		1.56	-	-			0.000	0.000	0.000		0.001	-	-			0.000	0.000	0.000		0.001	-	-	0.019
2.000	0.000	0.000	0.000		1.45	-	-	0.000	0.000	0.000		1.46	-	-			0.000	0.000	0.000		0.001	-	-			0.000	0.000	0.000		0.001	-	-	0.020
2.200	0.000	0.000	0.000		1.25	-	-	0.000	0.000	0.000		1.26	-	-			0.000	0.000	0.000		0.001	-	-			0.000	0.000	0.000		0.001	-	-	0.022
2.400	0.000	0.000	0.000		1.05	-	-	0.000	0.000	0.000		1.06	-	-			0.000	0.000	0.000		0.001	-	-			0.000	0.000	0.000		0.001	-	-	0.024
2.600	0.000	0.000	0.000		0.854	-	-	0.000	0.000	0.000		0.863	-	-			0.000	0.000	0.000		0.002	-	-			0.000	0.000	0.000		0.006	-	-	0.026
2.800	0.000	0.000	0.000		0.655	-	1	0.000	0.000	0.000		0.676	-	-			0.000	0.000	0.000		0.001	-	-			0.000	0.000	0.000		0.018	-	-	0.028
3.000	0.000	0.000	0.000		0.463	-	-	0.000	0.000	0.000		0.506	-	-			0.000	0.000	0.000		0.009	-	-			0.000	0.000	0.000		0.047	-	-	0.030
3.200	0.000	0.000	0.000		0.291	-	3	0.000	0.000	0.000		0.359	-	-			0.000	0.000	0.000		0.037	-	-			0.000	0.000	0.000		0.100	-	-	0.032
3.400	0.000	0.000	0.000		0.159	-	-	0.337	0.337	0.337	0.337	0.337	2	-			0.000	0.000	0.000		0.104	-	-			0.000	0.000	0.000		0.182	-	-	0.034
3.600	0.000	0.000	0.000		0.073	-	-	0.000	0.000	0.000		0.152	-	-			0.000	0.000	0.000		0.219	-	-			0.000	0.000	0.000		0.292	-	-	0.036
3.800	0.000	0.000	0.000		0.028	-	-	0.000	0.000	0.000		0.092	-	-			0.000	0.000	0.000		0.374	-	-			0.000	0.000	0.000		0.433	-	-	0.038
4.000	0.000	0.000	0.000		0.009	-	-	0.000	0.000	0.000		0.053	-	-			0.000	0.000	0.000		0.556	-	-			0.000	0.000	0.000		0.594	-	-	0.040
4.400	0.000	0.000	0.000		0.001	-	-	0.000	0.000	0.000		0.015	-	-			0.000	0.000	0.000		0.950	-	-			0.000	0.000	0.000		0.958	-	-	0.044
4.800	0.000	0.000	0.000		0.001	-	-	0.000	0.000	0.000		0.004	-	-			0.000	0.000	0.000		1.35	-	-			0.000	0.000	0.000		1.35	-	-	0.048
5.200	0.000	0.000	0.000		0.001	-	-	0.000	0.000	0.000		0.001	-	-			0.000	0.000	0.000		1.75	-	-			0.000	0.000	0.000		1.75	-	-	0.052
Totals:					0	4						2	0	0	0						0	0						0	0	0	0		
Number of Trades:					0						1	0						0.00						0	0								

PPC (CR)

(Contract Size: 100 Securities, Exercise Style: American, Physical Delivery)

Call Options														Put Options																				
August 2023							September 2023							Other Months		August 2023							September 2023							Other Months		Exercise Price		
Open price	Price max	Price min	Last price	Closing price	Volume	Open Interest	Open price	Price max	Price min	Last price	Closing price	Volume	Open Interest	Volume	Open Interest	Open price	Price max	Price min	Last price	Closing price	Volume	Open Interest	Open price	Price max	Price min	Last price	Closing price	Volume	Open Interest	Volume	Open Interest			
3.600					-	-	0.000	0.000	0.000		7.41	-	-			-	-	0.000	0.000	0.000		0.001	-	-								0.036		
3.800					-	-	0.000	0.000	0.000		7.21	-	-			-	-	0.000	0.000	0.000		0.001	-	-								0.038		
4.000					-	-	0.000	0.000	0.000		7.01	-	-			-	-	0.000	0.000	0.000		0.001	-	-								0.040		
4.400					-	-	0.000	0.000	0.000		6.61	-	-			-	-	0.000	0.000	0.000		0.005	-	-								0.044		
4.800					-	-	0.000	0.000	0.000		6.21	-	-			-	-	0.000	0.000	0.000		0.001	-	-								0.048		
5.200					-	-	0.000	0.000	0.000		5.82	-	-			-	-	0.000	0.000	0.000		0.001	-	-								0.052		
5.600					-	-	0.000	0.000	0.000		5.42	-	-			-	-	0.000	0.000	0.000		0.001	-	-								0.056		
6.000	0.000	0.000	0.000		5.01	-	-	0.000	0.000	0.000		5.02	-	-			0.000	0.000	0.000		0.001	-	-			0.000	0.000	0.000		0.001	-	-	0.060	
6.400	0.000	0.000	0.000		4.61	-	-	0.000	0.000	0.000		4.62	-	-			0.000	0.000	0.000		0.001	-	-			0.000	0.000	0.000		0.001	-	-	0.064	
6.800	0.000	0.000	0.000		4.21	-	-	0.000	0.000	0.000		4.22	-	-			0.000	0.000	0.000		0.001	-	-			0.000	0.000	0.000		0.001	-	-	0.068	
7.200	0.000	0.000	0.000		3.81	-	-	0.000	0.000	0.000		3.82	-	-			0.000	0.000	0.000		0.001	-	-			0.000	0.000	0.000		0.001	-	-	0.072	
7.600	0.000	0.000	0.000		3.41	-	-	0.000	0.000	0.000		3.42	-	-			0.000	0.000	0.000		0.001	-	-			0.000	0.000	0.000		0.002	-	-	0.076	
8.000	0.000	0.000	0.000		3.01	-	-	0.000	0.000	0.000		3.03	-	-			0.000	0.000	0.000		0.001	-	-			0.000	0.000	0.000		0.007	-	-	0.080	
8.400	0.000	0.000	0.000		2.61	-	-	0.000	0.000	0.000		2.64	-	-			0.000	0.000	0.000		0.001	-	-			0.000	0.000	0.000		0.017	-	-	0.084	
8.800	0.000	0.000	0.000		2.22	-	-	0.000	0.000	0.000		2.26	-	-			0.000	0.000	0.000		0.003	-	-			0.000	0.000	0.000		0.039	-	-	0.088	
9.200	0.000	0.000	0.000		1.82	-	-	0.000	0.000	0.000		1.90	-	-			0.000	0.000	0.000		0.012	-	21			0.000	0.000	0.000		0.077	-	-	0.092	
9.600	0.000	0.000	0.000		1.45	-	22	0.000	0.000	0.000		1.57	-	-			0.000	0.000	0.000		0.033	-	43			0.000	0.000	0.000		0.139	-	-	0.096	
10.000	0.000	0.000	0.000		1.10	-	5	0.000	0.000	0.000		1.26	-	-			0.000	0.000	0.000		0.085	-	-			0.000	0.000	0.000		0.233	-	-	0.100	
11.000	0.000	0.000	0.000		0.428	-	57	0.000	0.000	0.000		0.656	-	-			0.350	0.350	0.350	0.350	0.350	1	-			0.000	0.000	0.000		0.626	-	-	0.110	
12.000	0.000	0.000	0.000		0.113	-	5	0.263	0.263	0.263	0.263	0.263	5	7			0.000	0.000	0.000		1.10	-	-			0.000	0.000	0.000		1.27	-	-	0.120	
13.000	0.000	0.000	0.000		0.019	-	-	0.000	0.000	0.000		0.114	-	-			0.000	0.000	0.000		2.01	-	-			0.000	0.000	0.000		2.09	-	-	0.130	
14.000	0.000	0.000	0.000		0.002	-	-	0.000	0.000	0.000		0.040	-	-			0.000	0.000	0.000		3.00	-	-			0.000	0.000	0.000		3.02	-	-	0.140	
15.000	0.000	0.000	0.000		0.001	-	-	0.000	0.000	0.000		0.012	-	-			0.000	0.000	0.000		4.00	-	-			0.000	0.000	0.000		4.00	-	-	0.150	
16.000	0.000	0.000	0.000		0.001	-	-	0.000	0.000	0.000		0.003	-	-			0.000	0.000	0.000		5.00	-	-			0.000	0.000	0.000		5.00	-	-	0.160	
Totals:					0	89						5	7	0	0			0	64							0	0	0	0					
Number of Trades:					0							1		0				1.00									0				0			

Lending Products	Underlying Title	Open Interest[5]	Multilateral Transactions[1]				Bilateral Transactions[2]		Stock Borrowing through OTC (volume)[3]
			Volume(Offered)	Average Weighted	Transactions volume	Average Weighted	Transactions Volume	Average Weighted	Transactions Volume
ADMIEBOR	ADMIE (IPTO) HOLDING S.A. (CR)	---	---	---	---	---	---	488,100	
AEGNBOR	AEGEAN AIRLINES (CR)	---	---	---	---	---	---	23,197	
ALPHABOR	ALPHA SERVICES HOLD (CR)	10,764	---	---	---	---	---	58,568,397	
ALMYBOR	ALUMIL (CR)	---	---	---	---	---	---	---	
OTOELBOR	AUTOHELLAS SA (CR)	---	---	---	---	---	---	182,840	
AVAXBOR	AVAX S.A. (CR)	---	---	---	---	---	---	---	
EEEBOR	CC HBC AG (CR)	2,661	---	---	---	---	---	47,768	
CENERBOR	CENERGY HOLDINGS (CB)	2,650	---	---	3,357	4.50%	---	---	
ELLAKTORBOR	ELLAKTOR (CR)	3,260	---	---	---	---	---	153,191	
ELHABOR	ELVALHALCOR (CR)	3,647	---	---	---	---	---	64,887	
EUROBBOR	EUROBANK HOLDINGS (CR)	15,000	---	---	---	---	---	34,077,540	
EYDAPBOR	EYDAP S.A. (CR)	3,101	---	---	---	---	---	246,728	
FFGRPBOR	FOLLI FOLLIE (CR)	---	---	---	---	---	---	886,279	
FOYRKBOR	FOURLIS (CR)	1,500	---	---	---	---	---	10,873	
GEKTERNABOR	GEK TERNA (CR)	270	---	---	1,270	4.50%	---	1,293	
SARBOR	GR. SARANTIS S.A. (CR)	1,877	---	---	---	---	---	57,939	
EXAEBOR	HELLENIC EXCHANGES-A.S.E. (CR)	4,000	---	---	---	---	---	167,063	
ELPEBOR	HELLENIQ ENERGY (CR)	1,200	---	---	---	---	---	403,525	
INTRKBOR	INTRACOM HOLDINGS (CR)	---	---	---	---	---	---	---	
INKATBOR	INTRAKAT (CR)	---	---	---	---	---	---	---	
BELABOR	JUMBO SA (CR)	14,898	---	---	200	4.50%	---	221,502	
LAMDABOR	LAMDA DEVELOPMENT SA (CR)	500	---	---	---	---	---	531,367	
MIGBOR	MIG (CR)	1,552	---	---	---	---	---	40,179	
MOHBOR	MOTOR OIL (CR)	19,581	---	---	---	---	---	829,501	
MYTILBOR	MYTILINEOS (CR)	18,122	---	---	---	---	---	165,662	
ETEBOR	NATIONAL BANK (CR)	3,718	---	---	---	---	---	9,160,054	
OPAPBOR	OPAP (CR)	2,000	---	---	---	---	---	1,563,012	
HTOBOR	OTE (CR)	2,700	---	---	---	---	---	1,665,938	
PPABOR	P.P.A. S.A. (CR)	---	---	---	---	---	---	65,287	
TPEIRBOR	PIRAEUS FINANCIAL HOLD (CR)	5,000	---	---	---	---	---	789,868	
PPCBOR	PPC (CR)	8,200	---	---	14,291	8.00%	---	1,576,463	

Stock Lending Notes

[1] - Multilateral contracts Lending or Borrowing as per Methods 8-1, 8-2 and 8-3-3 (According to ATHEX BoD Resolution No.17)

[2] - Bilateral Contracts Lending or Borrowing as per Methods 8-3-1 and 8-3-2 (According to ATHEX BoD Resolution No.20)

[3] - The information concerning OTC Stock Borrowing Transactions is based on the statements of the Dematerialised Securities System (DSS) operators involved and refers to volumes that have been registered up until the previous working day.

[4] - Average Price (Volume weighted)

[5] - The Data concerning Open Interest before the start of trading session

Lending Products	Underlying Title	Open Interest[5]	Multilateral Transactions[1]				Bilateral Transactions[2]		Stock Borrowing through OTC (volume)[3]	
			Volume(Offered)	Average Weighted	Transactions volume	Average Weighted	Transactions Volume	Average Weighted	Transactions Volume	
QUALBOR	QUALITY & RELIABILITY SA (CR)	---	---	---	---	---	---	---	---	
QUESTBOR	QUEST HOLDINGS (CR)	300	---	---	---	---	---	---	31,564	
TENERGYBOR	TERNA ENERGY (CR)	---	---	---	---	---	---	---	370,610	
TITCBOR	TITAN CEMENT (CB)	4,250	---	---	---	---	---	---	327,278	
VIOBOR	VIOHALCO SA/NV (CB)	2,934	---	---	---	---	---	---	---	

Stock Lending Notes

[1] - Multilateral contracts Lending or Borrowing as per Methods 8-1, 8-2 and 8-3-3 (According to ATHEX BoD Resolution No.17)

[2] - Bilateral Contracts Lending or Borrowing as per Methods 8-3-1 and 8-3-2 (According to ATHEX BoD Resolution No.20)

[3] - The information concerning OTC Stock Borrowing Transactions is based on the statements of the Dematerialised Securities System (DSS) operators involved and refers to volumes that have been registered up until the previous working day.

[4] - Average Price (Volume weighted)

[5] - The Data concerning Open Interest before the start of trading session

Sectors codification for listed companies

12003-	ETF	10101010	Computer Services
10101015	Software	10102030	Computer Hardware
15101010	Telecommunications Equipment	15102015	Telecommunications Services
20101010	Health Care Facilities	20101025	Health Care Services
20102010	Medical Equipment	20103015	Pharmaceuticals
30101010	Banks	30202000	Diversified Financial Services
30202010	Asset Managers & Custodians	30202015	Investment Services
30204000	Closed End Investments	30302010	Full Line Insurance
30302015	Insurance Brokers	30302025	Property and Casualty Insurance
35101010	Real Estate Holding and Development	35101015	Real Estate Services
35102000	Diversified REITs	35102030	Office REITs
40201040	Rental & Leasing Services: Consumer	40202010	Home Construction
40202015	Household Furnishings	40202020	Household Appliance
40203040	Electronic Entertainment	40203045	Toys
40204020	Clothing & Accessories	40301010	Entertainment
40301030	Publishing	40301035	Radio & TV Broadcasters
40401010	Diversified Retailers	40401020	Apparel Retailers
40401025	Home Improvement Retailers	40401030	Specialty Retailers
40501010	Airlines	40501015	Travel & Tourism
40501020	Casinos & Gambling	40501025	Hotels & Motels
45101015	Distillers & Vintners	45101020	Soft Drinks
45102010	Farming Fishing Ranching & Plantations	45102020	Food Products
45103010	Tobacco	45201010	Food Retailers & Wholesalers
45201020	Personal Products	50101010	Construction
50101020	Building Roof/Wallboard and Plumbing	50101030	Cement
50101035	Building Materials: Other	50202010	Electrical Components
50203000	Diversified Industrials	50203015	Plastics
50203030	Containers & Packaging	50204000	Machinery: Industrial
50204020	Machinery: Construction & Handling	50205010	Industrial Suppliers
50205020	Back Office Support HR & Consulting	50205030	Forms & Bulk Printing Services
50206015	Commercial Vehicles & Parts	50206030	Marine Transportation
50206060	Transportation Services	55101000	Diversified Materials
55101020	Textile Products	55102000	General Mining
55102010	Iron & Steel	55102015	Metal Fabricating
55102035	Aluminum	60101020	Oil Refining and Marketing
65101010	Alternative Electricity	65101015	Conventional Electricity
65102030	Water		



ATHEX
Athens Stock Exchange

Λεωφ. Αθηνών 110 104 42 Αθήνα
110, Athinon Ave. GR 104 42 Athens
tel. (+30)210-33.66.800, fax (+30)210-33.66.101
www.athexgroup.gr