


23

Ημερήσιο Δελτίο
Συναλλακτικής Δραστηριότητας

Daily Official List
of Trading Activity

Monday, 24 July, 2023

Year: 144 Trading Day No: 138



ATHEXGROUP
Athens Exchange Group

Disclaimer:

Hellenic Exchanges-Athens Stock Exchange S.A endeavours to ensure that the data and other material ("Information") presented on the Daily Official List are accurate and complete, but it is not liable for any errors or omissions of data or /and for the accuracy, credibility, updating and completeness of the aforesaid information nor it has any liability arising directly or indirectly from the use of the above Information.

The Company is not liable for the accuracy of the data included in listed companies' announcements. Only the sender of such an announcement is fully and solely liable for any infringement of third party's rights from the content of such announcement. All contents of the Daily Official List are provided only for information purposes and do not constitute investment advice or solicitation to invest in securities or other products listed for trading on the Exchange.

You acknowledge and agree that the Company is the owner of any property rights related to any Information appearing on the Daily Official List including intellectual property rights copyright, trademarks, etc.

The above data are a property of the Hellenic Exchanges-Athens Exchange and are copyright protected. Users are forbidden to reproduce, modify, copy, sale, transmit or redistribute, by all reproduction means and methods, part or the whole of the above data, without reference to their source.

The commercial exploitation of these data is, also, forbidden by third parties. Hellenic Exchanges-Athens Exchange does not carry any responsibility, direct or indirect, derived from usage or accidental alteration of the above data when used by third parties.

Hellenic Exchanges – Athens Stock Exchange S.A.

110 Athinon Ave., 10442 Athens, Tel: (210) 33.66.800, Fax: (210) 32.13.938

www.athexgroup.gr

Thessalonica Stock Exchange Center (T.S.E.C)

16-18 Katouni Str., Thessalonica 546 25 Tel: (2310) 567.667, Fax: (2310) 530.545

Athex Members Guarantee Fund

14-16 Fidiou Str., Athens 106 78, Tel: (210) 33.04.682, Fax: (210) 33.04.155

Hellenic Republic Capital Market Commission

1 Kolokotroni Str. & 1 Stadiou Str., Athens 10562 Tel: (210) 33.77.100 Fax: (210) 33.77.173

Table of Contents

Section 1: Statistical Figures of Securities, Derivatives and Lending

Summary of Markets

Athex Indices

Analytic Figures for Athex Market's Boards and Categories

Trading Details by Athex Sectors and Financial Instruments (ETFs)

Top 10 best & worst performing Shares

Derivatives Summary

Section 2: Analytic Figures of Shares Transactions

Analytic Figures of Shares Transactions

Shares' Notes

Section 3: Figures of Securities Transactions

Securities Blocks Details

Shares Rights Details

Stock Borrowing

Forced Sales Details

Forced Sales Registered Shares

Exchange Traded Funds (ETFs) Characteristics

Section 5: Bonds traded in Fixed Income Assets Market

Convertible Corporate Bonds - Regulated Market

Non Convertible Corporate Bonds - Regulated Market

Government Bonds

Treasury Bills & Zero Coupon Government Bonds

Government Bonds Traded with the Open Outcry Method

State Banks Bonds

Section 6: Additional Infos

Athex & ATHEXClear Members List

List of Stocks under Market Making operations

Section 7: Derivatives Market Analytic Figures

Index Futures

Stock Futures

Index Options

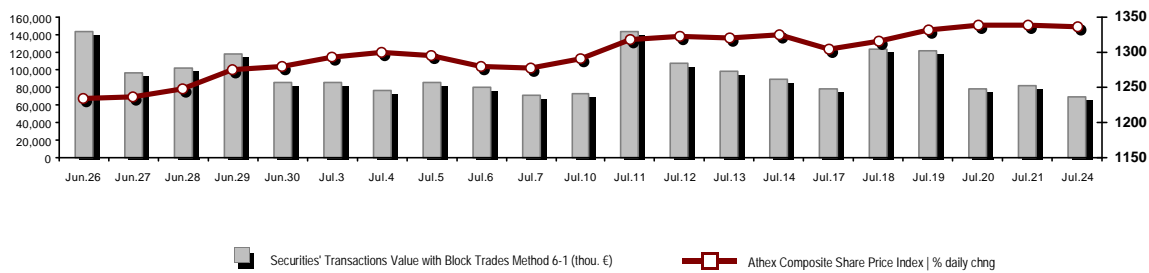
Stock Options

Stock Lending Analytic Figures

Appendix A: Sectors codification for listed companies

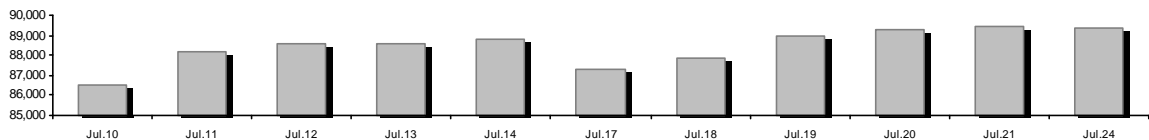
Summary of Markets

Athex Composite Share Price Index vs Shares and Derivatives Transactions Value

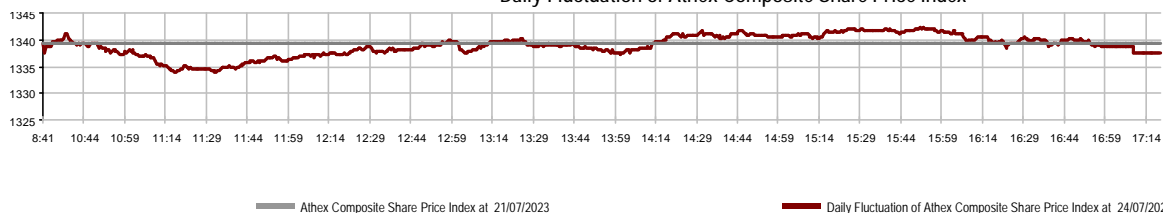


Athex Capitalisation (mill. €)**:	89,376.66		Derivatives Total Open Interest	553,990
Daily change: mill. € %	-37.10	-0.04%	in Index Futures % daily chng	6,110 -11.51%
Yearly Avg Capitalisation: mill. € % chng prev year Avg	77,129.20	22.31%	in Stock Futures % daily chng	545,279 0.81%
Athex Composite Share Price Index % daily chng	1,337.42	-0.13%	in Index Options % daily chng	2,012 -38.51%
Athex Composite Share Price Index Capitalisation (mill. €)	82,127.09		in Stock Options % daily chng	589 -27.64%
Daily change (mill. €)	-5.07			
Securities' Transactions Value with Block Trades Method 6-1 (t)	69,902.54		Derivatives Contracts Volume:	8,997
Daily change: %	-11,339.09	-13.96%	Daily change: pieces %	-8,132 -47.48%
YtD Avg Trans. Value: thou. € % chng prev year Avg	107,037.19	48.15%	YtD Avg Derivatives Contracts % chng prev year Avg	47,088 37.08%
Blocks Transactions Value of Method 6-1 (thou. €)	4,543.20		Derivatives Trades Number:	1,228
Blocks Transactions Value of Method 6-2 & 6-3 (thou. €)	11.68		Daily change: number %	-514 -29.51%
Bonds Transactions Value (thou.€)	1,476.22		YtD Avg Trades number % chng prev year Avg	2,402 16.94%
Securities' Transactions Volume with Block Trades Method 6-1 (tho)	16,887.07		Lending Total Open Interest	135,685
Daily change: thou. pieces %	-2,605.06	-13.36%	Daily change: pieces %	9,170 7.25%
YtD Avg Volume: % chng prev year Avg	37,401.94	31.93%	Lending Volume (Multilateral/Bilateral)	1,000
Blocks Transactions Volume of Method 6-1 (thou. Pieces)	964.64		Daily change: pieces %	-166,084
Blocks Transactions Volume of Method 6-2 & 6-3 (thou. Pieces)	0.72		Multilateral Lending	1,000
Bonds Transactions Volume	1,588,000		Bilateral Lending	0
Securities' Trades Number with Block Trades Method 6-1	29,752		Lending Trades Number:	6
Daily change: number %	-2,832	-8.69%	Daily change: %	-16
YtD Avg Trades number % chng prev year Avg	36,025	22.46%	Multilateral Lending Trades Number	6
Number of Blocks Method 6-1	7		Bilateral Lending Trades Number	0
Number of Blocks Method 6-2 & 6-3	2			
Number of Bonds Transactions	165			

Athex Capitalisation (mill. €)**



Daily Fluctuation of Athex Composite Share Price Index



Athex Indices

Index name	24/07/2023	21/07/2023	pts.	%	Min	Max	Year min	Year max	Year change
Athex Composite Share Price Index	1,337.42 €	1,339.18	-1.76	-0.13%	1,333.92	1,342.22	929.79	1,344.21	43.84% #
Athex ESG Index	1,522.96 €	1,525.63	-2.67	-0.18%	1,518.11	1,530.32	1,057.52	1,533.87	43.99% #
FTSE/Athex Large Cap	3,243.01 €	3,247.99	-4.98	-0.15%	3,232.33	3,259.05	2,250.77	3,265.54	44.04% #
FTSE/Athex Mid Cap Index	2,189.78 €	2,196.99	-7.21	-0.33%	2,177.89	2,197.47	1,411.43	2,216.94	55.15% #
FTSE/ATHEX High Dividend Yield Index	4,045.65 #	4,045.52	0.13	0.00%	4,025.00	4,057.27	3,028.28	4,067.79	33.60% #
FTSE/ATHEX Global Traders Index Plus	4,024.81 #	4,017.05	7.76	0.19%	4,010.41	4,036.66	2,616.09	4,036.66	53.85% #
FTSE/ATHEX Mid & Small Cap Factor-Weighted Ind	5,590.85 #	5,575.87	14.98	0.27%	5,556.37	5,606.00	4,353.12	5,632.85	27.19% #
ATHEX Select Index Plus	4,689.93 #	4,673.22	16.71	0.36%	4,660.11	4,694.40	3,071.06	4,694.40	52.71% #
ATHEX Select Index	6,718.00 #	6,706.46	11.54	0.17%	6,671.05	6,729.29	4,343.88	6,795.69	54.65% #
FTSE/Athex Market Index	772.39 €	773.34	-0.95	-0.12%	769.95	775.80	539.21	777.26	43.21% #
Athex Composite Index Total Return Index	2,414.40 €	2,417.57	-3.17	-0.13%	2,408.08	2,423.07	1,641.17	2,426.66	47.11% #
FTSE/Athex Large Cap Total Return	5,306.16 €	5,314.31	-8.15	-0.15%			3,623.42	5,320.77	47.35% #
FTSE/Athex Mid Cap Total Return	2,925.90 €	2,935.53	-9.63	-0.33%			1,881.61	2,947.78	57.50% #
Hellenic Mid & Small Cap Index	1,986.04 #	1,980.48	5.56	0.28%	1,976.38	1,988.34	1,365.14	1,988.34	45.48% #
FTSE/Athex Banks	1,092.14 €	1,093.71	-1.57	-0.14%	1,078.91	1,103.46	640.09	1,106.14	70.50% #
FTSE/Athex Financial Services	1,450.31 €	1,475.02	-24.71	-1.68%	1,437.96	1,475.02	672.72	1,514.55	111.60% #
FTSE/Athex Industrial Goods & Services	8,123.65 €	8,137.59	-13.94	-0.17%	8,089.37	8,238.69	4,603.86	8,238.69	75.14% #
FTSE/Athex Retail	1,352.89 #	1,345.66	7.23	0.54%	1,335.86	1,354.29	901.21	1,359.42	50.12% #
FTSE/ATHEX Real Estate	4,676.43 €	4,712.00	-35.57	-0.75%	4,676.43	4,733.50	3,750.22	4,816.41	14.81% #
FTSE/Athex Consumer Goods & Services	15,657.73 #	15,647.79	9.94	0.06%	15,569.27	15,774.33	8,974.47	15,933.11	70.98% #
FTSE/Athex Food & Beverage	10,393.09 #	10,309.61	83.48	0.81%	10,309.61	10,430.58	8,101.49	11,188.59	22.76% #
FTSE/Athex Basic Resources	9,964.17 #	9,669.32	294.85	3.05%	9,669.09	9,964.17	6,463.31	9,964.17	53.54% #
FTSE/Athex Construction & Materials	4,665.30 €	4,678.23	-12.93	-0.28%	4,645.63	4,682.99	3,204.90	4,743.22	45.57% #
FTSE/Athex Energy	5,328.94 €	5,346.34	-17.40	-0.33%	5,298.96	5,362.77	4,780.16	5,856.79	5.95% #
FTSE/Athex Travel & Leisure	2,986.25 €	2,996.20	-9.95	-0.33%	2,980.61	3,004.18	2,196.17	3,017.07	34.68% #
FTSE/Athex Technology	2,955.62 #	2,932.36	23.26	0.79%	2,923.57	2,970.39	2,047.81	2,970.39	43.88% #
FTSE/Athex Telecommunications	4,031.56 €	4,045.64	-14.08	-0.35%	4,031.56	4,076.34	3,511.53	4,415.99	-0.99% €
FTSE/Athex Utilities	6,079.54 €	6,151.85	-72.31	-1.18%	6,079.54	6,190.27	4,598.77	6,190.27	32.20% #
FTSE/Athex Health Care	449.90 €	460.64	-10.74	-2.33%	449.69	465.44	387.42	474.20	7.40% #
FTSE/Athex Personal Products	7,779.37 €	7,815.27	-35.90	-0.46%	7,764.46	7,848.97	6,441.87	7,958.05	17.76% #
Athex All Share Index	312.68 €	312.80	-0.12	-0.04%	312.68	312.68	231.11	312.80	35.81% #
MSCI GREECE REBASED	5,143.00 €	5,158.81	-15.81	-0.31%	5,124.87	5,179.52	4,125.04	5,197.93	--- -
Hellenic Corporate Bond Index	124.38 #	124.32	0.06	0.04%			118.78	124.38	4.53% #
Hellenic Corporate Bond Price Index	88.33 #	88.30	0.03	0.04%			85.96	88.53	2.44% #

Note 1: FTSE/Med 100, Hellenic Corporate Bond Price Index and Hellenic Corporate Bond Index closing prices refer to the previous trading day of 20/07/2023.

Note 2: The Hellenic Mid & Small Cap Index is a Customized index calculated by the Athens Exchange.

Analytic Figures for Athex Market's Boards and Categories

	Total Traded Securities	Main Market	Surveillance	Exchange Traded Funds (ETFs)
Totals	127	114	13	0
Gain / Lose / Same:	45 / 56 / 26	42 / 51 / 21	3 / 5 / 5	0 / 0 / 0
Athex Capitalisation (mill. €) **	89,376.66	88,975.87	400.78	
Daily Average Trans/ons Value(thou.€)	107,037.19	106,783.61	245.19	54.41
Transactions Value	69,914.22	69,754.44	159.78	0.00
Main Board:	65,359.34	65,199.56	159.78	0.00
Blocks Board 6_2_3:	4,554.88	4,554.88	0.00	0.00
Forced Sales Board:	0.00	0.00	0.00	0.00
Special Terms Board:	0.00	0.00	0.00	0.00
Daily Average Transactions Volume	37,401,940	36,385,672	1,021,342	1,920
Transactions Volume	16,887,783	16,334,904	552,879	0
Main Board:	15,922,427	15,369,548	552,879	0
Blocks Board 6_2_3:	965,356	965,356	0	0
Forced Sales Board:	0	0	0	0
Special Terms Board:	0	0	0	0
Daily Average Number of Trades	36,025	35,795	228	3
Number of Trades	29,754	29,598	156	0
Main Board:	29,745	29,589	156	0
Blocks Board 6_2_3:	9	9	0	0
Forced Sales Board:	0	0	0	0
Special Terms Board:	0	0	0	0

Trading Details by Athex Sectors and Financial Instruments (ETFs)

Code	Sectors	Gain / Lose / Same	Number of Trades	Transactions Volume	Transactions Value	% of Total Trans. Value
3010	- Banks	2 / 4 / 0	8,180	9,512,175	25,052,480.29	35.83%
5510	- Basic Resources	6 / 7 / 5	2,103	849,687	2,744,257.16	3.93%
5010	- Construction & Materials	8 / 5 / 2	2,930	1,863,646	4,676,665.07	6.69%
4020	- Consumer Products & Services	3 / 2 / 2	1,579	417,976	4,677,785.72	6.69%
6010	- Energy	1 / 3 / 0	1,107	140,331	1,805,753.24	2.58%
12000	- Financial Instruments	0 / 0 / 0	---	---	---	---
3020	- Financial Services	2 / 2 / 1	648	207,874	1,226,871.10	1.75%
4510	- Food Beverage & Tobacco	3 / 0 / 4	180	20,391	342,197.53	0.49%
2010	- Health Care	1 / 1 / 1	216	193,833	140,265.54	0.20%
5020	- Industrial Goods & Services	8 / 6 / 4	3,732	603,292	9,011,823.69	12.89%
3030	- Insurance	0 / 1 / 0	31	5,780	28,131.59	0.04%
4030	- Media	0 / 1 / 1	20	21,150	10,794.34	0.02%
4520	- Personal Care, Drug & Grocery Stores	0 / 2 / 1	177	291,934	215,510.94	0.31%
3510	- Real Estate	1 / 7 / 1	663	192,187	1,037,205.91	1.48%
4040	- Retail	4 / 0 / 1	234	91,485	350,637.40	0.50%
1010	- Technology	5 / 6 / 0	1,280	394,750	2,168,103.87	3.10%
1510	- Telecommunications	0 / 2 / 0	1,275	288,080	4,152,466.30	5.94%
4050	- Travel & Leisure	1 / 4 / 1	2,061	753,381	5,057,952.45	7.23%
6510	- Utilities	0 / 3 / 2	3,338	1,039,831	7,215,316.41	10.32%

Top 10 best & worst performing Shares

Main Market

With positive Price change	Closing price	change	With negative Price change	Closing price	change
ENTERSOFT (CR)	5.88	5.00% #	PROFILE SA (CR)	4.66	-2.92% ☹
KORDELLOS BROS SA (CR)	0.726	4.91% #	LAVIPHARM SA (CR)	0.686	-2.83% ☹
ELASTRON (CR)	3.47	4.52% #	ALUMIL (CR)	3.01	-2.59% ☹
EKTER SA (CR)	2.24	4.19% #	PREMIA (CR)	1.32	-2.22% ☹
ELVALHALCOR (CR)	2.28	3.87% #	PAPOUTSANIS (CR)	2.26	-1.74% ☹
VIOHALCO SA/NV (CB)	6.45	3.03% #	DOMIKI KRITIS SA (CR)	1.7	-1.73% ☹
QUEST HOLDINGS (CR)	6.5	2.69% #	TERNA ENERGY (CR)	17.92	-1.70% ☹
CENTRIC HOLDINGS (CR)	0.367	2.51% #	HELLENIC EXCHANGES-A.S.E. (CR)	5.87	-1.68% ☹
AEGEAN AIRLINES (CR)	13	2.36% #	NAFPAKTOS TEXTILE (CR)	1.21	-1.63% ☹
INTERWOOD-XYLEMPORIA (CR)	0.308	1.99% #	ADMIE (IPTO) HOLDING S.A. (CR)	2.395	-1.44% ☹
With the highest Transactions Value	Value (thou. €)	change	With the highest Transactions Volume	Volume	change
PIRAEUS FINANCIAL HOLD (CR)	11,888.82	-0.75% ☹	PIRAEUS FINANCIAL HOLD (CR)	3,452,335	-0.75% ☹
MYTILINEOS (CR)	7,639.31	-0.22% ☹	EUROBANK HOLDINGS (CR)	2,758,972	0.62% #
PPC (CR)	4,633.66	-1.08% ☹	ALPHA SERVICES HOLD (CR)	2,588,311	-0.82% ☹
EUROBANK HOLDINGS (CR)	4,481.47	0.62% #	AVAX S.A. (CR)	974,517	-0.49% ☹
NATIONAL BANK (CR)	4,427.51	0.06% #	NATIONAL BANK (CR)	711,088	0.06% #
ALPHA SERVICES HOLD (CR)	4,230.97	-0.82% ☹	ADMIE (IPTO) HOLDING S.A. (CR)	496,318	-1.44% ☹
OTE (CR)	4,125.87	-0.35% ☹	PPC (CR)	418,720	-1.08% ☹
JUMBO SA (CR)	4,011.55	0.00% -	ELVALHALCOR (CR)	414,402	3.87% #
AEGEAN AIRLINES (CR)	2,611.66	2.36% #	INTRAKAT (CR)	382,212	0.32% #
OPAP (CR)	2,150.22	-0.73% ☹	OTE (CR)	285,012	-0.35% ☹

Note: Stocks that are not included in the "Under Supervision" category, and the transactions value is more than 10,000 €.

Derivatives Summary

	Number of Trades	Volume	Open Interest
Index Futures	86	425	6,110
FTSE/Athex Banks	11	171	1,369
FTSE/Athex Large Cap	75	254	4,061
MSCI GREECE REBASED	0	0	680
Stock Futures	1,124	8,428	545,279
ADMIE (IPTO) HOLDING S.A. (CR)	61	623	19,961
AEGEAN AIRLINES (CR)	101	501	5,157
ALPHA SERVICES HOLD (CR)	99	2,269	263,462
AUTOHELLAS SA (CR)	3	4	96
AVAX S.A. (CR)	107	158	1,382
CC HBC AG (CR)	8	24	1,339
CENERGY HOLDINGS (CB)	29	117	7,288
ELLAKTOR (CR)	2	4	1,285
ELVALHALCOR (CR)	71	298	2,278
EUROBANK HOLDINGS (CR)	44	1,208	39,347
EYDAP S.A. (CR)	34	90	1,435
FOURLIS (CR)	0	0	931
GEK TERNA (CR)	18	69	7,442
HELLENIC EXCHANGES-A.S.E. (CR)	34	186	10,451
HELLENIQ ENERGY (CR)	12	31	1,243
INTRACOM HOLDINGS (CR)	3	4	3,811
INTRAKAT (CR)	22	149	8,735
JUMBO SA (CR)	3	3	173
LAMDA DEVELOPMENT SA (CR)	8	43	6,506
MIG (CR)	0	0	64
MOTOR OIL (CR)	4	13	1,847
MYTILINEOS (CR)	62	153	3,861
NATIONAL BANK (CR)	50	387	16,962
OPAP (CR)	1	1	3,105
OTE (CR)	20	76	12,382
P.P.A. S.A. (CR)	0	0	321
PIRAEUS FINANCIAL HOLD (CR)	113	1,065	74,931
PPC (CR)	100	397	29,784
QUEST HOLDINGS (CR)	0	0	150
TERNA ENERGY (CR)	30	57	12,123
TITAN CEMENT (CB)	1	1	831
VIOHALCO SA/NV (CB)	84	497	6,596
Index Options	9	98	2,012
FTSE/Athex Large Cap	9	98	2,012
Stock Options	9	46	589
ALPHA SERVICES HOLD (CR)	0	0	20
NATIONAL BANK (CR)	1	4	275
OPAP (CR)	5	30	85
OTE (CR)	0	0	57
PIRAEUS FINANCIAL HOLD (CR)	0	0	4
PPC (CR)	3	12	148
Total Derivatives Traded	1,228	8,997	553,990

Shares' Notes

Code	Note text
()	- Adjusted dividends.
*	- Last adjusted closing price.
[1]	- Net dividends.
[2]	- The "Date of Last Coupon" for New listings refers to the date company's stocks started to trade in Athex
[3]	- The Company Market Value is referred to the number of outstanding shares
[4]	- Sectors codification can be found in Appendix A
[5]	- The Market Value refers to the total number of shares listed (including their several classes) in the exchange by the company.
[6]	- P/E greater than 100
[7]	- Last view of the Order Book before the end of the trading session
[8]	- All Blocks Methods' Transactions Value are included.
4750	- Transfer to the Under Surveillance Category from 8/4/2011.
4955	- Transfer to the Surveillance Category as from 5/4/2013.
4957	- Transfer to the Surveillance Category as from 5/4/2013.
4958	- Transfer to the Surveillance Category as from 5/4/2013.
4959	- Transfer to the Surveillance Category as from 5/4/2013.
5093	- Transfer to the Surveillance Category as of 8/4/2015.
5141	- Transfer to the Surveillance Category as of 10/05/2017.
5160	- Transfer to the Surveillance Category as of 15/04/2016.
5165	- Transfer to the Surveillance Category as of 15/02/2018.
5179	- Suspension of trading as of 25/05/2018.
5193	- Transfer to the Surveillance Category as of 25/10/2018.
5197	- Transfer to the Surveillance Category as of 07/11/2018.
5216	- Suspension of trading as of 01/10/2019.
5232	- Transfer to the Under Surveillance Category from 08/04/2011.
5233	- Suspension of trading as of 13/05/2020.
5248	- Transfer to the Surveillance Category as of 06/09/20116.
5253	- Transfer to the Surveillance Category as of 14/5/2021.
5275	- Transfer to the Surveillance Category as of 09/07/2020.
5277	- Suspension of trading as of 02/05/2023.
5278	- Suspension of trading as of 03/05/2023.

Securities Blocks Details

Securities	Block Volume	Price	Block Trade Value	Time of approval	Note
PIRAEUS FINANCIAL HOLD (CR)	60,775	3.43	208,579.80	11:07:26	20
PIRAEUS FINANCIAL HOLD (CR)	350,000	3.42	1,197,700.00	11:22:53	20
PIRAEUS FINANCIAL HOLD (CR)	350,000	3.42	1,198,400.00	11:23:14	20
OPAP (CR)	535	16.37	8,757.95	11:26:48	18
ENTERSOFT (CR)	50,000	5.80	290,000.00	13:26:45	20
JUMBO SA (CR)	32,500	28.02	910,650.00	16:21:12	20
OPAP (CR)	180	16.22	2,919.60	16:49:19	18
NATIONAL BANK (CR)	110,880	6.21	689,008.32	17:10:59	20
PROFILE SA (CR)	10,486	4.66	48,864.76	17:12:46	20

Blocks Notes

9 - Method 6-1 / Special Fees

10 - Method 6-1 / Special Fees, SDS

14 - Method 6-3 / Settlement, Incomplete Buy and Sell

18 - Method 6-2 / SPOT 1

19 - Method 6-2 / SPOT 2

20 - Method 6-1 and Method 6-1 Same Day Settlement

21 - Other Pre-agreed

Shares Rights Details

Occurred date	Exercise from	Exercise until	Trading until	Rights	Price min	Price max	Closing price	Last Bid	Last Ask	Volume	Trades	Transactions Value
---------------	---------------	----------------	---------------	--------	-----------	-----------	---------------	----------	----------	--------	--------	--------------------

No Rights Transactions.

Forced Sales Details

Securities	Category of Security	Transactions Volume	Number of Trades	Transactions Value	Note
------------	----------------------	------------------------	---------------------	-----------------------	------

No Forced Transactions.

Forced Sales Notes

- 1 - Compulsory Public Forced Sales
- 2 - Forced Sales of Fixed Registered Shares
- 3 - Forced Sales of Remaining Fractional Shares

Exchange Traded Funds (ETFs) Characteristics

	Transactions Date (T)	Creation / Redemption	Units (T-1)	New Units (T-1)	Redemption Units (T-1)	Units (T) [1]	Fund Assets [2]	Net Unit Price	Dividend per Unit	Dividend Date
#Error										

ETFs Notes

No data for ETFs.

[2] - The Creation / Redemption Units of T-1 are included.

Non Convertible Corporate Bonds - Regulated Market

Num Listed Bonds	Nominal price	Issue price	Today's Rate	Exp. Date	Duration (years)	Note	Coupon		Trading Unit	Corporate Bonds	Accrued Int.	Yield.T.Mat	Price min	Price max	Closing price	Previous closing price/date	Volume	Transactions Value	Last order		ear min	Year max		
							Common	Preferred											Price	Buy / Sell			Date	
150,000	1,000.00	1,000.00	2.60	22/10/2026	7	---	8	---	1	TERNA ENERGY FINANCE S.A. (Non Convertible)	6.7167	4.2550	---	---	---	94.0000	21/07/2023	---	---	93.1400	B	24/07/2023	92.5000	95.7400
320,000	1,000.00	1,000.00	3.40	21/07/2027	7	---	7	---	1	LAMDA DEVELOPMENT S.A. (Non Convertible)	0.4722	4.7620	93.1000	93.7500	93.7000	93.7000	21/07/2023	16,000	14,982.56	93.0013	B	24/07/2023	91.4001	95.5000
200,000	1,000.00	1,000.00	2.10	27/10/2027	7	---	6	---	1	O.P.A.P. S.A. (Non Convertible)	5.2500	3.9000	92.5000	92.9999	92.5000	92.7000	21/07/2023	55,000	51,272.74	92.5000	B	24/07/2023	91.3710	95.4000
200,000	1,000.00	1,000.00	1.90	23/03/2028	7	---	5	---	1	MOTOR OIL CORINTH REFINERIES SA (Non Convertible)	6.5972	3.8430	91.5000	91.5500	91.5251	91.5500	21/07/2023	4,000	3,687.39	91.6000	B	24/07/2023	87.5500	92.6000
100,000	1,000.00	1,000.00	2.70	25/05/2026	5	---	5	---	1	COSTAMARE PARTICIPATIONS PLC (Non Convertible)	4.6500	3.8620	96.2300	96.4000	96.3968	95.9860	21/07/2023	221,000	213,906.45	95.6000	B	24/07/2023	92.1400	97.0000
300,000	1,000.00	1,000.00	2.30	20/07/2028	7	---	5	---	1	PRODEA REIC S.A.(Non Convertible)	0.3833	5.5150	85.8500	86.2800	86.2500	85.8600	21/07/2023	442,000	380,580.66	85.8901	B	24/07/2023	82.0100	86.2800
150,000	1,000.00	1,000.00	2.65	22/10/2026	5	---	4	---	1	CPLP SHIPPING HOLDINGS PLC (Non Convertible)	6.8458	4.6890	93.5500	93.8996	93.5500	93.7000	21/07/2023	11,000	10,393.77	93.0400	B	24/07/2023	92.5500	96.0000
250,000	1,000.00	1,000.00	2.45	16/11/2028	7	---	4	---	1	ELVALHALCOR S.A. (Non Convertible)	4.8319	4.3510	90.2000	91.2000	90.9000	90.5170	21/07/2023	30,000	27,314.96	90.5500	B	24/07/2023	85.6375	91.2000
500,000	1,000.00	1,000.00	2.75	03/07/2027	7	---	7	---	1	GEK TERNA S.A. (Non Convertible)	1.7569	4.4690	92.7000	93.0000	92.8746	92.7120	21/07/2023	83,000	77,215.82	92.5800	B	24/07/2023	86.8000	94.4535
300,000	1,000.00	1,000.00	2.30	14/12/2028	7	---	4	---	1	GEK TERNA S.A. (Non Convertible)	2.6833	4.9470	87.8000	87.8000	87.8000	88.0000	21/07/2023	1,000	880.68	88.0000	B	24/07/2023	82.1339	90.3500
120,000	1,000.00	1,000.00	3.95	04/04/2025	7	---	11	---	1	GEK TERNA S.A. (Non Convertible)	12.3986	3.5120	99.5000	99.5000	99.5000	99.2100	21/07/2023	96,000	96,710.27	99.3000	B	24/07/2023	97.5523	100.5000
100,000	1,000.00	1,000.00	2.80	25/01/2027	5	---	3	---	1	PREMIA S.A. (Non Convertible)	---	4.4010	93.9999	94.5000	94.5000	94.4850	21/07/2023	205,000	193,219.94	93.0001	B	24/07/2023	87.6862	95.9899
175,000	1,000.00	1,000.00	3.40	26/07/2024	5	---	8	---	1	ATTICA HOLDINGS S.A. (Non Convertible)	---	3.8820	98.2505	99.0000	99.0000	98.9330	21/07/2023	80,000	79,157.51	98.5020	B	24/07/2023	96.6179	99.4500
100,000	1,000.00	1,000.00	2.95	11/02/2027	5	---	3	---	1	SAFE BULKERS PARTICIPATIONS PLC (Non Convertible)	13.3569	3.8060	93.9997	97.9500	96.7643	93.8310	18/07/2023	31,000	30,106.97	92.6500	B	24/07/2023	89.9269	97.9500
230,000	1,000.00	1,000.00	4.70	12/07/2029	7	---	3	---	1	LAMDA DEVELOPMENT S.A. (Non convertible)	1.8278	4.5300	99.7000	99.9000	99.7500	99.7500	21/07/2023	29,000	29,010.01	98.8000	B	24/07/2023	94.9889	101.0000
100,000	1,000.00	1,000.00	4.40	26/07/2029	7	---	2	---	1	CPLP SHIPPING HOLDINGS PLC (Non Convertible)	---	4.4530	98.8000	98.8000	98.8000	99.0000	21/07/2023	1,000	988.00	98.0900	B	24/07/2023	97.2369	100.8000
200,000	1,000.00	1,000.00	3.60	12/03/2026	7	---	9	---	1	AEGEAN AIRLINES S.A. (Non Convertible)	13.5000	3.8120	98.0100	98.0100	98.0100	98.0000	21/07/2023	20,000	19,872.00	98.0101	B	24/07/2023	95.6301	98.9000
500,000	1,000.00	1,000.00	4.00	10/07/2030	7	---	1	---	1	MYTILINEOS S.A. (Non Convertible)	1.7778	4.0030	99.9303	100.0000	99.9500	99.9690	21/07/2023	117,000	117,163.59	99.9311	B	24/07/2023	99.8000	100.0700

Corporate Bonds Notes

Transactions Volume = (Pieces) * (Nominal Price). Transactions Value = (Pieces) * (Nominal Price) * (price %) + (Accrued interest).

The price of a Bond is stated as a percentage (%) of Bond's Nominal Price.

Nominal Price in Euros (€), except if it is noted differently.

Non Convertible Corporate Bonds - Regulated Market

Num Listed Bonds	Nominal price	Issue price	Today's Rate	Exp. Date	Duration (years)	Note	Coupon		Trading Unit	Corporate Bonds	Accrued Int.	Yield.T.Mat	Price min	Price max	Closing price	Previous closing price/date	Volume	Transactions Value	Last order			ear min	Year max	
							Common	Preferred											Price	Buy / Sell	Date			
120,000	1,000.00	1,000.00	2.65	06/12/2028	7	---	4	---	1	NOVAL PROPERTY REIC (Non Convertible)	3.6806	5.1000	88.4500	88.6000	88.6000	88.5900	21/07/2023	146,000	129,758.81	88.0100	B	24/07/2023	84.3700	90.8700

Corporate Bonds Notes

Transactions Volume = (Pieces) * (Nominal Price). Transactions Value = (Pieces) * (Nominal Price) * (price %) + (Accrued interest).

The price of a Bond is stated as a percentage (%) of Bond's Nominal Price.

Nominal Price in Euros (€), except if it is noted differently.

Government Bonds

Number Listed Bonds	Nominal price	Today's Rate	Accrued Interest Calc	Exp. Date [1]	Duration (years)	Note	Coupons Date	Curr. coupon value	Trading Unit	Government Bonds	Price min	Price max	Closing price	Previous closing price/date	Volume	Transactions Value	Price	Last order Buy / Sell	Date
4,500,000	1,000.00	1.88	Actual/Actual	04/02/2035	15	---	04/02	1.88	1	GGB-FXD-040235-15Y-1.875-1.000	---	---	---	---	---	---	---	---	---
2,500,000	1,000.00	3.45	Actual/Actual	02/04/2024	5	---	02/04	3.45	1	GGB-FXD-020424-05Y-3.450-1.000	---	---	---	---	---	---	---	---	---
6,000,000	1,000.00	0.75	Actual/Actual	18/06/2031	10	---	18/06	0.75	1	GGB-FXD-180631-10Y-0.750-1.000	---	---	---	---	---	---	---	---	---
2,500,000	1,000.00	3.88	Actual/Actual	15/06/2028	5	---	15/06	3.88	1	GGB-FXD-150628-05Y-3.875-1.000	---	---	---	---	---	---	---	---	---
5,962,747,327	1.00	3.75	Actual/Actual	30/01/2028	10	---	/02 - 01/02 - 31/	3.75	1	GGB-FXD-300128-10Y-3.750-1.000	---	---	---	85.4610 13/07/2018	---	---	1.0000	B	28/11/2018
7,067,309,386	1.00	3.90	Actual/Actual	30/01/2033	15	---	/02 - 01/02 - 31/	3.90	1	GGB-FXD-300133-15Y-3.900-1.000	---	---	---	78.6730 13/07/2018	---	---	1.0000	B	28/11/2018
5,622,848,349	1.00	4.00	Actual/Actual	30/01/2037	19	---	/02 - 01/02 - 31/	4.00	1	GGB-FXD-300137-19Y-4.000-1.000	---	---	---	77.0370 13/07/2018	---	---	1.0000	B	28/11/2018
5,476,770,669	1.00	4.20	Actual/Actual	30/01/2042	24	---	/02 - 01/02 - 31/	4.20	1	GGB-FXD-300142-24Y-4.200-1.000	---	---	---	77.7640 13/07/2018	---	---	1.0000	B	28/11/2018
48,794,718	1.00	4.30	Actual/Actual	24/02/2024	12	---	24/02	4.30	1	GGB-FXD-240224-12Y-2.000-1.000	---	---	---	10.0000 22/06/2015	---	---	---	---	---
40,248,141	1.00	4.30	Actual/Actual	24/02/2025	13	---	24/02	4.30	1	GGB-FXD-240225-13Y-2.000-1.000	---	---	---	10.0000 22/06/2015	---	---	---	---	---
59,586,043	1.00	4.30	Actual/Actual	24/02/2026	14	---	24/02	4.30	1	GGB-FXD-240226-14Y-2.000-1.000	---	---	---	10.0000 22/06/2015	---	---	---	---	---
41,118,344	1.00	4.30	Actual/Actual	24/02/2027	15	---	24/02	4.30	1	GGB-FXD-240227-15Y-2.000-1.000	---	---	---	10.0000 22/06/2015	---	---	---	---	---
45,137,734	1.00	4.30	Actual/Actual	24/02/2028	16	---	24/02	4.30	1	GGB-FXD-240228-16Y-2.000-1.000	---	---	---	10.0000 22/06/2015	---	---	---	---	---
61,768,888	1.00	4.30	Actual/Actual	24/02/2029	17	---	24/02	4.30	1	GGB-FXD-240229-17Y-2.000-1.000	---	---	---	10.0000 22/06/2015	---	---	---	---	---
54,567,744	1.00	4.30	Actual/Actual	24/02/2030	18	---	24/02	4.30	1	GGB-FXD-240230-18Y-2.000-1.000	---	---	---	10.0000 22/06/2015	---	---	---	---	---
37,541,515	1.00	4.30	Actual/Actual	24/02/2031	19	---	24/02	4.30	1	GGB-FXD-240231-19Y-2.000-1.000	---	---	---	10.0000 22/06/2015	---	---	---	---	---
37,558,317	1.00	4.30	Actual/Actual	24/02/2032	20	---	24/02	4.30	1	GGB-FXD-240232-20Y-2.000-1.000	---	---	---	10.0000 22/06/2015	---	---	---	---	---
37,473,732	1.00	4.30	Actual/Actual	24/02/2033	21	---	24/02	4.30	1	GGB-FXD-240233-21Y-2.000-1.000	---	---	---	10.0000 22/06/2015	---	---	---	---	---
33,888,293	1.00	4.30	Actual/Actual	24/02/2034	22	---	24/02	4.30	1	GGB-FXD-240234-22Y-2.000-1.000	---	---	---	10.0000 22/06/2015	---	---	---	---	---
35,177,800	1.00	4.30	Actual/Actual	24/02/2035	23	---	24/02	4.30	1	GGB-FXD-240235-23Y-2.000-1.000	---	---	---	10.0000 22/06/2015	---	---	---	---	---
35,547,268	1.00	4.30	Actual/Actual	24/02/2036	24	---	24/02	4.30	1	GGB-FXD-240236-24Y-2.000-1.000	---	---	---	10.0000 22/06/2015	---	---	---	---	---
40,246,306	1.00	4.30	Actual/Actual	24/02/2037	25	---	24/02	4.30	1	GGB-FXD-240237-25Y-2.000-1.000	---	---	---	10.0000 22/06/2015	---	---	---	---	---
37,643,952	1.00	4.30	Actual/Actual	24/02/2038	26	---	24/02	4.30	1	GGB-FXD-240238-26Y-2.000-1.000	---	---	---	10.0000 22/06/2015	---	---	---	---	---
36,977,100	1.00	4.30	Actual/Actual	24/02/2039	27	---	24/02	4.30	1	GGB-FXD-240239-27Y-2.000-1.000	---	---	---	10.0000 22/06/2015	---	---	---	---	---
41,615,000	1.00	4.30	Actual/Actual	24/02/2040	28	---	24/02	4.30	1	GGB-FXD-240240-28Y-2.000-1.000	---	---	---	10.0000 22/06/2015	---	---	---	---	---
42,227,208	1.00	4.30	Actual/Actual	24/02/2041	29	---	24/02	4.30	1	GGB-FXD-240241-29Y-2.000-1.000	---	---	---	10.0000 22/06/2015	---	---	---	---	---
68,288,487	1.00	4.30	Actual/Actual	24/02/2042	30	---	24/02	4.30	1	GGB-FXD-240242-30Y-2.000-1.000	---	---	---	10.0000 22/06/2015	---	---	---	---	---
4,000,000	1,000.00	3.88	Actual/Actual	12/03/2029	10	---	12/03	3.88	1	GGB-FXD-120329-10Y-3.875-1.000	---	---	---	---	---	---	100.0000	B	15/10/2019
4,500,000	1,000.00	0.00	Actual/Actual	12/02/2026	5	---	12/02	0.00	1	GGB-FXD-120226-05Y-0.000-1.000	---	---	---	---	---	---	---	---	---
3,000,000	1,000.00	3.38	Actual/Actual	15/02/2025	7	---	15/02	3.38	1	GGB-FXD-150225-07Y-3.375-1.000	---	---	---	---	---	---	---	---	---
964,000	1,000.00	3.25	Actual/Actual	20/03/2025	6	---	20/03	3.25	1	GGB-FXD-200325-06Y-3.250-1.000	---	---	---	---	---	---	---	---	---
2,100,000	1,000.00	3.55	Actual/Actual	20/03/2026	7	---	20/03	3.55	1	GGB-FXD-200326-07Y-3.550-1.000	---	---	---	---	---	---	---	---	---
40,000	1,000.00	2.18	FLR Actual/360	16/09/2023	1	---	16/03 - 16/09	---	1	GGB-FLT-160923-01Y-2.178-1.000	---	---	---	---	---	---	---	---	---
5,500,000	1,000.00	1.50	Actual/Actual	18/06/2030	10	---	18/06	1.50	1	GGB-FXD-180630-10Y-1.500-1.000	---	---	---	---	---	---	---	---	---

Government Bonds Notes

Transactions Volume = (Pieces) * (Nominal Price). Transactions Value = (Pieces) * (Nominal Price) * (price %) + (Accrued interest).

The Value of current coupon for the issues with NV 0.01 euro refers to NV 100 euros

FLR: Floating Interest Rate.

[1] - The Expiration Date of the interest bearing period and the Date for coupon payment.

Government Bonds

Number Listed Bonds	Nominal price	Today's Rate	Accrued Interest Calc	Exp. Date [1]	Duration (years)	Note	Coupons Date	Curr. coupon value	Trading Unit	Government Bonds	Price min	Price max	Closing price	Previous closing price/date	Volume	Transactions Value	Price	Last order Buy / Sell	Date
3,500,000	1,000.00	4.38	Actual/Actual	18/07/2038	15	---	18/07	4.38	1	GGB-FXD-180738-15Y-4.375-1.000	---	---	---	---	---	---	---	---	---
5,364,250	1,000.00	3.25	Actual/Actual	20/03/2050	30	---	20/03	3.25	1	GGB-FXD-200350-30Y-3.250-1.000	---	---	---	---	---	---	---	---	---
3,924,361	1,000.00	2.00	Actual/Actual	22/04/2027	7	---	22/04	2.00	1	GGB-FXD-220427-07Y-2.000-1.000	---	---	---	---	---	---	99.9000	B	22/04/2020
2,500,000	1,000.00	1.88	Actual/Actual	23/07/2026	7	---	23/07	1.88	1	GGB-FXD-230726-07Y-1.875-1.000	---	---	---	---	---	---	---	---	---
4,050,000	1,000.00	4.25	Actual/Actual	15/06/2033	10	---	15/06	4.25	1	GGB-FXD-150633-10Y-4.250-1.000	---	---	---	---	---	---	---	---	---
3,500,000	1,000.00	1.88	Actual/Actual	24/01/2052	30	---	24/01	1.88	1	GGB-FXD-240152-30Y-1.875-1.000	---	---	---	---	---	---	---	---	---
3,700,000	1,000.00	1.75	Actual/Actual	18/06/2032	10	---	18/06	1.75	1	GGB-FXD-180632-10Y-1.750-1.000	---	---	---	---	---	---	---	---	---
2,200,000	1,000.00	1.13	FLR Actual/360	15/12/2027	5	---	- 15/12 - 15/03 -	---	1	GGB-FLT-151227-05Y-1.130-1.000	---	---	---	---	---	---	102.1600	B	30/12/2022

Government Bonds Notes

Transactions Volume = (Pieces) * (Nominal Price). Transactions Value = (Pieces) * (Nominal Price) * (price %) + (Accrued interest).

The Value of current coupon for the issues with NV 0.01 euro refers to NV 100 euros

FLR: Floating Interest Rate.

[1] - The Expiration Date of the interest bearing period and the Date for coupon payment.

Treasury Bills & Zero Coupon Government Bonds

Issue Date	13-Week Maturity									26-Week Maturity									52-Week Maturity								
	Exp. Date	Initial Rate	Num Listed Bonds	Nominal price	Issue price	Last Trade Price	Last Trade Date	Volume Traded	Note	Exp. Date	Initial Rate	Num Listed Bonds	Nominal price	Issue price	Last Trade Price	Last Trade Date	Volume Traded	Note	Exp. Date	Initial Rate	Num Listed Bonds	Nominal price	Issue price	Last Trade Price	Last Trade Date	Volume Traded	Note
09/09/2022	---	---	---	---	---	---	---	---	---	---	---	---	---	---	---	---	---	---	08/09/2023	1.97	1,000,000	1,000.00	980.47	---	---	---	---
09/12/2022	---	---	---	---	---	---	---	---	---	---	---	---	---	---	---	---	---	---	08/12/2023	2.73	600,000	1,000.00	973.10	---	---	---	---
10/03/2023	---	---	---	---	---	---	---	---	---	---	---	---	---	---	---	---	---	---	08/03/2024	3.75	1,000,000	1,000.00	963.46	---	---	---	---
09/06/2023	---	---	---	---	---	---	---	---	---	---	---	---	---	---	---	---	---	---	07/06/2024	3.84	1,600,000	1,000.00	962.60	---	---	---	---

Bonds in Circulation	Currency / Min nominal traded Value	Coupons Payment Date	Current Coupon Value	Note	Coupon	Trading Unit	Issue Date	Duration (years)	Today's Interest	A.I.C in days	Bonds	Last price of previous days		Last Outcry in Cash (euro)		Trades in Pieces	Life min	Life Max	
												Price	Buy / Sell	Price	Buy / Sell				
Corporate Bonds in Foreign Currency and Euro																			
103,746	GBP / 10	01/12	0.25	---	64	1	01/12/1930	98	2.5	360	National Mortgage Bank	2.27	05/02/1996	2.27	S	05/02/1996	---	2.27	2.27
0	GBP / 10	01/12	0.25	---	66	1	01/12/1928	100	2.5	360	National Mortgage Bank	---	---	---	---	---	---	---	---

Government Bonds Notes

A.I.C: Accrued Interest Calculation base.

FLR: Floating Interest Rate.

The minimum tradeable Nominal Value for all Demeterialised Government Titles is 100 Euros.

(μτφρ-0)

Athex & ATHEXClear Members List

Member Name	Stock Market			Derivatives Market		ATHEXClear Member				
	Address	Phone	Fax	Market Member	Remote Member	Market Maker	Proprietary	Market Maker	General Clearing	Direct Clearing
A. SARRIS SECURITIES S.A. 6, ΔΡΑΓΑΤΣΑΝΙΟΥ 6 ΑΘΗΝΑ	2103367700			a						
AEONIC SECURITIES C.I.F. P.L.C. , ΛΑΪΟΥ 6, ΓΡ. 301B, ANNA COURT	35725337600			a						
ALPHA BANK S.A. , ΣΤΑΔΙΟΥ 40 ΑΘΗΝΑ	2103260000								a	
ALPHA FINANCE INVESTMENT SERVICES SINGLE MEMBER SA 5, ΠΑΝΕΠΙΣΤΗΜΙΟΥ 45 ΑΘΗΝΑ	2103677400			a		a	a	a		a
ARGUS STOCKBROKERS LTD 25 , 25 ΛΕΩΦΟΡΟΣ ΔΗΜΟΣΘΕΝΗ ΣΕΒΕΡΗ	0035722717000			a	a		a			
ATLANTIC SECURITIES LTD 37, ΠΡΟΔΡΟΜΟΥ 37	0035722445400			a	a					
AXON SECURITIES S.A. 48, ΣΤΑΔΙΟΥ 48 ΑΘΗΝΑ	2103363800			a			a			
BETA SECURITIES S.A. 29 , Λ.ΑΛΕΞΑΝΔΡΑΣ 29 ΑΘΗΝΑ	2106478930			a		a	a			a
BNP PARIBAS S.A. , ΛΑΜΨΑΚΟΥ 2 ΑΘΗΝΑ	2107468525								a	
BOFA SECURITIES EUROPE SA , 112 AVENUE KL'BER 75116	+33 153655555			a	a					
CAPITAL SECURITIES S.A. 58, ΜΗΤΡΟΠΟΛΕΩΣ 58 ΑΘΗΝΑ	2103369700			a			a			
CITIGROUP GLOBAL MARKETS EUROPE AG 16, REUTERWEG 16	+49 691366-0			a	a					
CITIGROUP GLOBAL MARKETS LIMITED 1, 33 CANADA SQUARE -CANARY WHARF	+44 02079864000			a						
CREDIT SUISSE BANK (EUROPE), S.A. , CALLE AYALA 42, 3A PLANTA-B MADRID	+34917916000			a	a					
CREDIT SUISSE SECURITIES (EUROPE) LIMITED 1 , ONE CABOT SQUARE LONDON	+44 2078888888			a						
CYCLOS SECURITIES S.A. 39, ΧΑΡΙΛΑΟΥ ΤΡΙΚΟΥΠΗ 6-8-10 ΑΘΗΝΑ	2103364300			a			a			
DEUTSCHE BANK S.A. 1 , GREAT WINCHESTER STREET LONDON	+44 20 754 54209	00441133361437			a					
EUROBANK EQUITIES INVESTMENT FIRM SINGLE MEMBER SA , ΦΙΛΕΛΛΗΝΩΝ 10 & ΞΕΝΟΦΩΝΤΟΣ 13 ΑΘΗΝΑ	2103720425			a		a	a			a
EUROBANK S.A. , ΟΘΩΝΟΣ 8 ΑΘΗΝΑ	2144043907								a	
EUROCORP INVESTMENT SERVICES S.A. 14, ΠΛ.ΦΙΛΙΚΗΣ ΕΤΑΙΡΕΙΑΣ 14 ΑΘΗΝΑ	2107263600			a			a			a
EUROTRUST INVESTMENT FIRM SA 113, ΣΕΒΑΣΤΟΥΠΟΛΕΩΣ 113 ΑΘΗΝΑ	2103363100			a						
EUROXX SECURITIES S.A. 7, ΠΑΛΑΙΟΛΟΓΟΥ ΧΑΛΑΝΔΡΙ	(210)-6879400	(210)-6879401		a						
7, ΠΑΛΕΟΛΟΓΟΥ ΧΑΛΑΝΔΡΙ	+30 2106879400	210-6879401								
FREEDOM FINANCE EUROPE LTD , ΧΡΙΣΤΑΚΗ ΚΡΑΝΟΥ 20	035725257786			a	a					
G. A. PERVANAS SECURITIES- INVESTMENT SERVICES S.A. 7-9, ΣΟΦΟΚΛΕΟΥΣ 7-9 ΑΘΗΝΑ	2103727200			a						
GLOBAL CAPITAL SECURITIES & FINANCIAL SERVICES LTD 50, ΛΑΡΧΙΕΠΙΣΚΟΠΟΥ ΜΑΚΑΡΙΟΥ Γ50	0035722710710			a	a					
GREENPOST TRADING EUROPE LTD , ΚΙΜΟΝΟΣ 3, ACROPOLIS MANSIONS, 2ND FLOOR, FLAT/OFFICE 202	035722521389			a	a	a				
HELLENIC AMERICAN SECURITIES S.A. 27, ΑΝΔΡΕΑ ΠΑΠΑΝΔΡΕΟΥ 27 ΜΑΡΟΥΣΙ	2103311100			a		a	a			a
HELLENIC BANK (INVESTMENTS) LTD , ΑVE.ΚΥΡΙΑΚΟΥ ΜΑΤΣΙ 31 - PO BOX 24747 NICOSIA	+357 22500100	357 22500110			a					
HSBC CONTINENTAL EUROPE 109-111, Λ.ΜΕΣΟΓΕΙΩΝ 109-111	2106960000								a	
INDEX SECURITIES S.A. 6, ΔΡΑΓΑΤΣΑΝΙΟΥ 6 ΑΘΗΝΑ	2103213920			a						
J. CHR. MAVRIKIS SECURITIES S.A. 5, ΣΟΦΟΚΛΕΟΥΣ 5 ΑΘΗΝΑ	2103216730			a						

Athex & ATHEXClear Members List

Member Name				Stock Market			Derivatives Market		ATHEXClear Member	
	Address	Phone	Fax	Market Member	Remote Member	Market Maker	Proprietary	Market Maker	General Clearing	Direct Clearing
KAPPA SECURITIES S.A.				a			a			
15, ΒΑΛΛΑΡΙΤΟΥ 15 ΑΘΗΝΑ	2103678600									
KARAMANOF SECURITIES & INVESTMENT SERVICES S.A.				a						
2, ΠΛ.ΑΓ.ΘΕΟΔΩΡΩΝ 2 ΑΘΗΝΑ	2103212947									
LAIKI FINANCIAL SERVICES LTD					a					
26, AVE. VYRONOS NICOSIA	357 22367367	357 22718567								
LEON DEPOLAS SECURITIES S.A.				a		a	a			
1, ΧΡΗΣΤΟΥ ΛΑΔΑ 1 ΑΘΗΝΑ	2103213276 -28									
MEGA EQUITY SECURITIES & FINANCIAL SERVICES PUBLIC LTD				a	a		a			
42-44, ΛΕΩΦ.ΓΡΙΒΑ ΔΙΓΕΝΗ 42-44	0035722711711									
MERIT SECURITIES S.A				a		a	a			a
5, ΣΟΦΟΚΛΕΟΥΣ 5 ΑΘΗΝΑ	2103671880									
MERRILL LYNCH INTERNATIONAL				a						
2, 2 KING EDWARD STREET LONDON	+44 20276281000									
N. CHRYSOCHOIDIS SECURITIES S.A.				a			a			a
7-9, ΣΟΦΟΚΛΕΟΥΣ 7-9 ΑΘΗΝΑ	2103213913									
NATIONAL BANK OF GREECE S.A.				a		a	a		a	
86, ΑΙΟΛΟΥ ΣΤΡ. ΑΘΗΝΑ	(210)-3341000	(210)-3228187								
68, ΑΚΑΔΙΜΙΑΣ ΣΤΡ. ΑΘΗΝΑ	(210)-3328817	(210)-3328678								
NATIONAL SECURITIES SINGLE MEMBER SA				a		a	a	a		
66, ΛΕΩΦΟΡΟΣ ΑΘΗΝΩΝ 128-132 & ΙΦΙΓΕΝΙΑΣ ΑΘΗΝΑ	2103328784									
NUNTIUS BROKERAGE AND INVESTMENT SERVICES S.A				a						
6, ΔΡΑΓΑΤΣΑΝΙΟΥ 6 ΑΘΗΝΑ	2103350599									
ONE PLUS CAPITAL LIMITED				a	a					
, 75 PRODROMOU AVENUE NICOSIA 1307	35722873760									
OPTIMA BANK S.A.				a		a	a	a	a	
32, ΑΙΓΙΑΛΕΙΑΣ 32 & ΠΑΡΑΔΕΙΣΟΥ ΜΑΡΟΥΣΙ	2108173663									
PANCRETA BANK S.A									a	
, ΙΚΑΡΟΥΣ 5	2810 338800									
PANTELAKIS SECURITIES S.A.				a		a	a	a		
57, ΕΘΝΙΚΗΣ ΑΝΤΙΣΤΑΣΕΩΣ 57, ΚΤΙΡΙΟ Β CHALANDRI	2106965000									
PEGASUS SECURITIES S.A				a			a			
17, ΒΑΛΛΑΡΙΤΟΥ 17 & ΑΜΕΡΙΚΗΣ ΑΘΗΝΑ	2103670700									
PIRAEUS BANK S.A.				a			a		a	
, ΑΜΕΡΙΚΗΣ 4 ΑΘΗΝΑ	2103335000									
PIRAEUS SECURITIES S. A.				a		a	a	a		a
10, ΣΤΑΔΙΟΥ 10 ΑΘΗΝΑ	2103354100									
PROCHOICE SECURITIES LTD				a	a					
57, ΛΕΩΦ.ΣΠΥΡΟΥ ΚΥΠΡΙΑΝΟΥ 57, ΑΚΙΝΗΤΑ Φ	035724661192									
SHARELINK SECURITIES & FINANCIAL SERVICES LTD				a			a			
6, HOUSE-ΘΕΟΤΟΚΗ 6 ΜΕΓΑΡΟ ΕΛΛΗΝΑ	+357 22554200									
SOCIETE GENERALE S.A.				a	a		a			
, 17 COURS VALMY, CEDEX	+157290504									
SOLIDUS SECURITIES S.A				a			a			a
64, ΛΟΥΙΖΗΣ ΡΙΑΝΚΟΥΡ 64 ΑΘΗΝΑ	2106900600									
ST. EM. LAVRENTAKIS SECURITIES S.A.				a			a			
7-9, ΣΟΦΟΚΛΕΟΥΣ 7-9 ΑΘΗΝΑ	2103213336									
THE CYPRUS INVESTMENT & SECURITIES CORPORATION LTD				a	a					
154, ΑΓΙΟΥ ΠΡΟΚΟΠΙΟΥ & ΠΟΣΕΙΔΩΝΟΣ 1	0035722121700									
UBS EUROPE SE				a	a					
, OPERNTURM, BOCKENHEIMER LANDSTRASSE 2-4	496921790									
UBS LIMITED					a					
1, FINSBURY AVENUE LONDON	+44 2075687135									

List of Stocks under Market Making operations

Securities	Market Maker	Start Market Making	Stock Category
MLS MULTIMEDIA SA (CR)			Suspension Status
	PIRAEUS SECURITIES S. A.	01/08/2019	
ALPHA ETF FTSE Athex Large Cap			Exchange Traded Funds (ETFs)
	ALPHA FINANCE INVESTMENT SERVICES SINGLE MEMBER SA	02/01/1900	
	NATIONAL SECURITIES SINGLE MEMBER SA	02/01/1900	
ADMIE (IPTO) HOLDING S.A. (CR)			Main Market
	EUROBANK EQUITIES INVESTMENT FIRM SINGLE MEMBER SA	24/05/2021	
	HELLENIC AMERICAN SECURITIES S.A.	09/03/2020	
	PIRAEUS SECURITIES S. A.	29/06/2017	
AEGEAN AIRLINES (CR)			Main Market
	EUROBANK EQUITIES INVESTMENT FIRM SINGLE MEMBER SA	22/09/2020	
ALPHA SERVICES HOLD (CR)			Main Market
	ALPHA FINANCE INVESTMENT SERVICES SINGLE MEMBER SA	29/02/2016	
	EUROBANK EQUITIES INVESTMENT FIRM SINGLE MEMBER SA	22/10/2006	
	GREENPOST TRADING EUROPE LTD	12/06/2023	
	HELLENIC AMERICAN SECURITIES S.A.	25/07/2014	
	LEON DEPOLAS SECURITIES S.A.	04/01/2016	
	MERIT SECURITIES S.A	03/09/2012	
	NATIONAL SECURITIES SINGLE MEMBER SA	02/01/1900	
	PIRAEUS SECURITIES S. A.	28/05/2009	
ALPHA TRUST (CR)			Main Market
	EUROBANK EQUITIES INVESTMENT FIRM SINGLE MEMBER SA	06/02/2023	
	LEON DEPOLAS SECURITIES S.A.	04/01/2021	
ANDROMEDA SA (CR)			Main Market
	BETA SECURITIES S.A.	15/02/2021	
	OPTIMA BANK S.A.	03/04/2023	
ATTICA BANK S.A. (CR)			Main Market
	EUROXX SECURITIES S.A.	22/01/2016	
	PIRAEUS SECURITIES S. A.	20/09/2017	
AUSTRIACARD (CB)			Main Market
	BETA SECURITIES S.A.	23/03/2023	
	EUROBANK EQUITIES INVESTMENT FIRM SINGLE MEMBER SA	15/05/2023	
AUTOHELLAS SA (CR)			Main Market
	ALPHA FINANCE INVESTMENT SERVICES SINGLE MEMBER SA	01/07/2019	
	EUROXX SECURITIES S.A.	02/07/2018	
AVAX S.A. (CR)			Main Market
	EUROBANK EQUITIES INVESTMENT FIRM SINGLE MEMBER SA	14/12/2015	
	PIRAEUS SECURITIES S. A.	01/02/2021	
AVE (CR)			Main Market
	EUROXX SECURITIES S.A.	05/06/2020	
BRIQ PROPERTIES (CR)			Main Market
	EUROBANK EQUITIES INVESTMENT FIRM SINGLE MEMBER SA	09/09/2019	
	LEON DEPOLAS SECURITIES S.A.	22/02/2021	
CC HBC AG (CR)			Main Market
	BETA SECURITIES S.A.	08/03/2021	
	NATIONAL SECURITIES SINGLE MEMBER SA	02/01/1900	
	PIRAEUS SECURITIES S. A.	04/05/2015	
CENERGY HOLDINGS (CB)			Main Market
	ALPHA FINANCE INVESTMENT SERVICES SINGLE MEMBER SA	02/01/2016	
	EUROBANK EQUITIES INVESTMENT FIRM SINGLE MEMBER SA	02/01/2016	
	OPTIMA BANK S.A.	14/03/2022	
	PANTELAKIS SECURITIES S.A.	27/12/2022	
CNL CAPITAL (CR)			Main Market
	MERIT SECURITIES S.A	01/10/2018	
DIMAND (CR)			Main Market
	ALPHA FINANCE INVESTMENT SERVICES SINGLE MEMBER SA	08/08/2022	
	EUROBANK EQUITIES INVESTMENT FIRM SINGLE MEMBER SA	08/08/2022	
	PANTELAKIS SECURITIES S.A.	15/05/2023	
EKTER SA (CR)			Main Market
	BETA SECURITIES S.A.	26/09/2022	
	EUROBANK EQUITIES INVESTMENT FIRM SINGLE MEMBER SA	16/10/2017	
	LEON DEPOLAS SECURITIES S.A.	21/05/2018	
ELASTRON (CR)			Main Market
	LEON DEPOLAS SECURITIES S.A.	20/02/2017	

List of Stocks under Market Making operations

Securities	Stock Category
Market Maker	Start Market Making
ELLAKTOR (CR)	Main Market
ALPHA FINANCE INVESTMENT SERVICES SINGLE MEMBER SA	18/03/2019
EUROBANK EQUITIES INVESTMENT FIRM SINGLE MEMBER SA	01/06/2012
EUROXX SECURITIES S.A.	24/09/2018
NATIONAL SECURITIES SINGLE MEMBER SA	02/01/1900
PIRAEUS SECURITIES S. A.	22/10/2018
ELTON SA (CR)	Main Market
BETA SECURITIES S.A.	03/09/2012
EUROBANK EQUITIES INVESTMENT FIRM SINGLE MEMBER SA	28/11/2022
OPTIMA BANK S.A.	30/01/2023
ELVALHALCOR (CR)	Main Market
ALPHA FINANCE INVESTMENT SERVICES SINGLE MEMBER SA	07/05/2018
BETA SECURITIES S.A.	09/01/2023
EUROBANK EQUITIES INVESTMENT FIRM SINGLE MEMBER SA	07/05/2018
ENTERSOFT (CR)	Main Market
ALPHA FINANCE INVESTMENT SERVICES SINGLE MEMBER SA	23/03/2023
EUROBANK EQUITIES INVESTMENT FIRM SINGLE MEMBER SA	22/06/2020
EUROBANK HOLDINGS (CR)	Main Market
ALPHA FINANCE INVESTMENT SERVICES SINGLE MEMBER SA	09/01/2006
EUROBANK EQUITIES INVESTMENT FIRM SINGLE MEMBER SA	01/06/2012
GREENPOST TRADING EUROPE LTD	12/06/2023
HELLENIC AMERICAN SECURITIES S.A.	25/07/2014
LEON DEPOLAS SECURITIES S.A.	30/11/2018
MERIT SECURITIES S.A.	06/11/2017
NATIONAL SECURITIES SINGLE MEMBER SA	02/01/1900
PIRAEUS SECURITIES S. A.	28/09/2009
EUROCONSULTANTS S.A. (CR)	Main Market
OPTIMA BANK S.A.	01/02/2023
EYDAP S.A. (CR)	Main Market
ALPHA FINANCE INVESTMENT SERVICES SINGLE MEMBER SA	27/01/2020
EUROBANK EQUITIES INVESTMENT FIRM SINGLE MEMBER SA	10/06/2019
FOURLIS (CR)	Main Market
EUROBANK EQUITIES INVESTMENT FIRM SINGLE MEMBER SA	01/12/2016
PIRAEUS SECURITIES S. A.	06/03/2017
GEK TERNA (CR)	Main Market
BETA SECURITIES S.A.	08/03/2021
EUROBANK EQUITIES INVESTMENT FIRM SINGLE MEMBER SA	24/05/2021
PIRAEUS SECURITIES S. A.	29/08/2019
GR. SARANTIS S.A. (CR)	Main Market
BETA SECURITIES S.A.	14/05/2012
EUROBANK EQUITIES INVESTMENT FIRM SINGLE MEMBER SA	24/10/2016
HELLENIC EXCHANGES-A.S.E. (CR)	Main Market
HELLENIC AMERICAN SECURITIES S.A.	01/09/2014
NATIONAL SECURITIES SINGLE MEMBER SA	02/01/1900
PIRAEUS SECURITIES S. A.	04/05/2015
HELLENIQ ENERGY (CR)	Main Market
HELLENIC AMERICAN SECURITIES S.A.	14/09/2015
PIRAEUS SECURITIES S. A.	20/03/2017
IDEAL HOLDINGS (CR)	Main Market
EUROBANK EQUITIES INVESTMENT FIRM SINGLE MEMBER SA	07/06/2021
PIRAEUS SECURITIES S. A.	07/06/2021
INTERCONTINENTAL (CR)	Main Market
LEON DEPOLAS SECURITIES S.A.	03/06/2019
INTERLIFE G.C.I.(CR)	Main Market
BETA SECURITIES S.A.	24/10/2022
INTERWOOD-XYLEMPORIA (CR)	Main Market
EUROBANK EQUITIES INVESTMENT FIRM SINGLE MEMBER SA	05/07/2021
PANTELAKIS SECURITIES S.A.	01/07/2021
INTRAKAT (CR)	Main Market
BETA SECURITIES S.A.	04/10/2021
PANTELAKIS SECURITIES S.A.	10/10/2022
JUMBO SA (CR)	Main Market
BETA SECURITIES S.A.	01/02/2021
EUROBANK EQUITIES INVESTMENT FIRM SINGLE MEMBER SA	25/05/2020
GREENPOST TRADING EUROPE LTD	12/06/2023
MERIT SECURITIES S.A.	06/11/2017
PIRAEUS SECURITIES S. A.	06/03/2017
KLOUKINAS - LAPPAS SA (CR)	Main Market
OPTIMA BANK S.A.	02/01/2023

List of Stocks under Market Making operations

Securities	Stock Category
Market Maker	Start Market Making
KRI-KRI S.A. (CR)	Main Market
EUROBANK EQUITIES INVESTMENT FIRM SINGLE MEMBER SA	07/05/2018
LEON DEPOLAS SECURITIES S.A.	16/01/2017
LAMDA DEVELOPMENT SA (CR)	Main Market
EUROBANK EQUITIES INVESTMENT FIRM SINGLE MEMBER SA	08/12/2014
PANTELAKIS SECURITIES S.A.	06/11/2017
PIRAEUS SECURITIES S. A.	29/06/2017
LAMPSA HOTEL SA (CR)	Main Market
LEON DEPOLAS SECURITIES S.A.	16/01/2017
MIG (CR)	Main Market
PIRAEUS SECURITIES S. A.	02/02/2009
MOTOR OIL (CR)	Main Market
BETA SECURITIES S.A.	08/03/2021
EUROBANK EQUITIES INVESTMENT FIRM SINGLE MEMBER SA	22/10/2006
GREENPOST TRADING EUROPE LTD	12/06/2023
LEON DEPOLAS SECURITIES S.A.	01/04/2019
MERIT SECURITIES S.A	25/02/2019
NATIONAL SECURITIES SINGLE MEMBER SA	02/01/1900
PIRAEUS SECURITIES S. A.	04/05/2015
MPLE KEDROS (CR)	Main Market
MERIT SECURITIES S.A	30/09/2022
MYTILINEOS (CR)	Main Market
ALPHA FINANCE INVESTMENT SERVICES SINGLE MEMBER SA	15/04/2019
BETA SECURITIES S.A.	11/04/2022
EUROBANK EQUITIES INVESTMENT FIRM SINGLE MEMBER SA	20/09/2017
GREENPOST TRADING EUROPE LTD	12/06/2023
MERIT SECURITIES S.A	25/02/2019
NATIONAL SECURITIES SINGLE MEMBER SA	02/01/1900
PIRAEUS SECURITIES S. A.	04/05/2015
NATIONAL BANK (CR)	Main Market
ALPHA FINANCE INVESTMENT SERVICES SINGLE MEMBER SA	09/01/2006
EUROBANK EQUITIES INVESTMENT FIRM SINGLE MEMBER SA	22/10/2006
GREENPOST TRADING EUROPE LTD	12/06/2023
HELLENIC AMERICAN SECURITIES S.A.	25/07/2014
LEON DEPOLAS SECURITIES S.A.	20/05/2015
MERIT SECURITIES S.A	03/09/2012
NATIONAL SECURITIES SINGLE MEMBER SA	02/01/1900
PIRAEUS SECURITIES S. A.	08/09/2008
OPAP (CR)	Main Market
ALPHA FINANCE INVESTMENT SERVICES SINGLE MEMBER SA	09/01/2006
BETA SECURITIES S.A.	11/04/2022
EUROBANK EQUITIES INVESTMENT FIRM SINGLE MEMBER SA	22/10/2006
GREENPOST TRADING EUROPE LTD	12/06/2023
HELLENIC AMERICAN SECURITIES S.A.	25/07/2014
MERIT SECURITIES S.A	20/03/2017
NATIONAL SECURITIES SINGLE MEMBER SA	02/01/1900
PIRAEUS SECURITIES S. A.	04/05/2015
OTE (CR)	Main Market
ALPHA FINANCE INVESTMENT SERVICES SINGLE MEMBER SA	09/01/2006
BETA SECURITIES S.A.	11/04/2022
EUROBANK EQUITIES INVESTMENT FIRM SINGLE MEMBER SA	22/10/2006
GREENPOST TRADING EUROPE LTD	12/06/2023
HELLENIC AMERICAN SECURITIES S.A.	25/07/2014
LEON DEPOLAS SECURITIES S.A.	20/04/2015
MERIT SECURITIES S.A	20/03/2017
NATIONAL SECURITIES SINGLE MEMBER SA	02/01/1900
PIRAEUS SECURITIES S. A.	08/09/2008
P.P.A. S.A. (CR)	Main Market
EUROBANK EQUITIES INVESTMENT FIRM SINGLE MEMBER SA	06/02/2019
PAPOUTSANIS (CR)	Main Market
BETA SECURITIES S.A.	25/11/2013
PETROPOULOS PETROS (CR)	Main Market
EUROBANK EQUITIES INVESTMENT FIRM SINGLE MEMBER SA	01/04/2019
PANTELAKIS SECURITIES S.A.	16/03/2020

List of Stocks under Market Making operations

Securities	Stock Category
Market Maker	Start Market Making
PIRAEUS FINANCIAL HOLD (CR)	Main Market
ALPHA FINANCE INVESTMENT SERVICES SINGLE MEMBER SA	15/04/2019
EUROBANK EQUITIES INVESTMENT FIRM SINGLE MEMBER SA	22/10/2006
EUROXX SECURITIES S.A.	15/02/2016
GREENPOST TRADING EUROPE LTD	12/06/2023
HELLENIC AMERICAN SECURITIES S.A.	25/07/2014
LEON DEPOLAS SECURITIES S.A.	30/11/2018
MERIT SECURITIES S.A	16/09/2013
NATIONAL SECURITIES SINGLE MEMBER SA	02/01/1900
PIRAEUS SECURITIES S. A.	16/02/2009
PPC (CR)	Main Market
ALPHA FINANCE INVESTMENT SERVICES SINGLE MEMBER SA	09/01/2006
BETA SECURITIES S.A.	01/02/2021
EUROBANK EQUITIES INVESTMENT FIRM SINGLE MEMBER SA	22/10/2006
GREENPOST TRADING EUROPE LTD	12/06/2023
HELLENIC AMERICAN SECURITIES S.A.	01/09/2014
MERIT SECURITIES S.A	06/11/2017
NATIONAL SECURITIES SINGLE MEMBER SA	02/01/1900
PIRAEUS SECURITIES S. A.	28/09/2009
PREMA (CR)	Main Market
BETA SECURITIES S.A.	01/06/2021
LEON DEPOLAS SECURITIES S.A.	05/12/2022
PANTELAKIS SECURITIES S.A.	23/12/2021
PROFILE SA (CR)	Main Market
OPTIMA BANK S.A.	03/04/2023
PANTELAKIS SECURITIES S.A.	01/07/2019
QUALITY & RELIABILITY SA (CR)	Main Market
OPTIMA BANK S.A.	03/01/2023
QUEST HOLDINGS (CR)	Main Market
BETA SECURITIES S.A.	26/03/2018
EUROBANK EQUITIES INVESTMENT FIRM SINGLE MEMBER SA	28/01/2019
REVOIL (CR)	Main Market
BETA SECURITIES S.A.	26/06/2023
SIDMA STEEL (CR)	Main Market
OPTIMA BANK S.A.	25/05/2023
SPACE HELLAS SA (CR)	Main Market
MERIT SECURITIES S.A	09/12/2022
TECHNICAL OLYMPIC SA (CR)	Main Market
BETA SECURITIES S.A.	04/04/2022
OPTIMA BANK S.A.	05/07/2023
TERNA ENERGY (CR)	Main Market
EUROBANK EQUITIES INVESTMENT FIRM SINGLE MEMBER SA	24/05/2021
PIRAEUS SECURITIES S. A.	09/12/2019
THRACE PLASTICS SA (CR)	Main Market
ALPHA FINANCE INVESTMENT SERVICES SINGLE MEMBER SA	26/03/2018
EUROBANK EQUITIES INVESTMENT FIRM SINGLE MEMBER SA	26/03/2018
TITAN CEMENT (CB)	Main Market
BETA SECURITIES S.A.	01/02/2021
EUROBANK EQUITIES INVESTMENT FIRM SINGLE MEMBER SA	06/11/2019
PIRAEUS SECURITIES S. A.	18/01/2021
TZIRAKIAN PROFIL (CR)	Main Market
LEON DEPOLAS SECURITIES S.A.	19/07/2021
VIOHALCO SA/NV (CB)	Main Market
ALPHA FINANCE INVESTMENT SERVICES SINGLE MEMBER SA	11/03/2008
EUROBANK EQUITIES INVESTMENT FIRM SINGLE MEMBER SA	04/03/2014
MERIT SECURITIES S.A	17/03/2014

Underlying Asset				Derivatives Market													
Price max	Price min	Closing price	change	Delivery Month	Open price	Price max	Price min	Last price	Closing price	Last Bid	Last Ask	Fixing price*	Life high	Life low	Trades	Volume	Open Interest
FTSE/Athex Large Cap				(Trade Unit: 1 Index Point x 2€, Cash Settlement)													
3,259.05	3,232.33	3,243.01	-0.15%	August 2023	3,261.50	3,271.00	3,247.25	3,247.25	3,247.25	---	---	---	3,280.00	---	70	246	3,833
				September 2023	3,262.25	3,264.50	3,260.00	3,261.00	3,261.00	---	---	---	3,276.00	---	5	8	228
				October 2023	---	---	---	---	3,264.50	---	---	---	---	---	---	---	---
				December 2023	---	---	---	---	3,274.50	---	---	---	---	---	---	---	---
				March 2024	---	---	---	---	3,291.00	---	---	---	---	---	---	---	---
				June 2024	---	---	---	---	3,308.50	---	---	---	---	---	---	---	---
FTSE/Athex Banks				(Trade Unit: 1 Index Point x 15€, Cash Settlement)													
1,103.46	1,078.91	1,092.14	-0.14%	September 2023	1,104.00	1,113.75	1,104.00	1,110.00	1,110.00	---	---	---	1,117.50	---	11	171	1,369
				December 2023	---	---	---	---	1,102.75	---	---	---	---	---	---	---	---
				March 2024	---	---	---	---	1,108.25	---	---	---	---	---	---	---	---
				June 2024	---	---	---	---	1,114.25	---	---	---	---	---	---	---	---
MSCI GREECE REBASED				(Trade Unit: 1 Index Point x 2€, Cash Settlement)													
5,179.52	5,124.87	5,143.00	-0.31%	August 2023	---	---	---	---	5,000.25	---	---	---	5,034.50	---	---	---	370
				September 2023	---	---	---	---	4,933.75	---	---	---	4,920.50	---	---	---	300
				October 2023	---	---	---	---	5,185.00	---	---	---	---	---	---	---	---
				November 2023	---	---	---	---	5,193.00	---	---	---	---	---	---	---	---
				December 2023	---	---	---	---	5,162.25	---	---	---	5,012.25	---	---	---	10
				January 2024	---	---	---	---	5,211.00	---	---	---	---	---	---	---	---
				March 2024	---	---	---	---	5,227.00	---	---	---	---	---	---	---	---
				June 2024	---	---	---	---	5,255.00	---	---	---	---	---	---	---	---

Derivatives notes

Fixing prices and final open positions can be retrieved from the following path <http://www.helex.gr/el/web/guest/statistics-end-of-day-derivatives>

Underlying Asset				Derivatives Market													
Price max	Price min	Closing price	change	Delivery Month	Open price	Price max	Price min	Last price	Closing price	Last Bid	Last Ask	Fixing price*	Life high	Life low	Trades	Volume	Open Interest
ADMIE (IPTO) HOLDING S.A. (CR)				(Contract Size: 100 Securities, Physical Delivery)													
2.465	2.38	2.395	-1.44%	September 2023	2.43	2.46	2.39	2.41	2.41	---	---	---	2.49	---	61	623	19,961
				December 2023	---	---	---	---	2.45	---	---	---	---	---	---	---	---
				March 2024	---	---	---	---	2.46	---	---	---	---	---	---	---	---
				June 2024	---	---	---	---	2.48	---	---	---	---	---	---	---	---
AEGEAN AIRLINES (CR)				(Contract Size: 100 Securities, Physical Delivery)													
13.02	12.62	13	2.36%	September 2023	12.84	13.20	12.84	13.15	13.15	---	---	---	13.20	---	101	501	5,157
				December 2023	---	---	---	---	12.80	---	---	---	---	---	---	---	---
				March 2024	---	---	---	---	12.87	---	---	---	---	---	---	---	---
				June 2024	---	---	---	---	12.94	---	---	---	---	---	---	---	---
ALPHA SERVICES HOLD (CR)				(Contract Size: 100 Securities, Physical Delivery)													
1.65	1.615	1.622	-0.82%	September 2023	1.68	1.68	1.64	1.66	1.66	---	---	---	1.68	---	99	2,269	263,002
				December 2023	---	---	---	---	1.69	---	---	---	1.65	---	---	---	460
				March 2024	---	---	---	---	1.66	---	---	---	---	---	---	---	---
				June 2024	---	---	---	---	1.67	---	---	---	---	---	---	---	---
AUTOHELLAS SA (CR)				(Contract Size: 100 Securities, Physical Delivery)													
13.92	13.68	13.88	0.73%	September 2023	13.87	13.92	13.87	13.92	13.92	---	---	---	14.56	---	3	4	96
				December 2023	---	---	---	---	13.89	---	---	---	---	---	---	---	---
				March 2024	---	---	---	---	13.96	---	---	---	---	---	---	---	---
				June 2024	---	---	---	---	14.04	---	---	---	---	---	---	---	---
AVAX S.A. (CR)				(Contract Size: 100 Securities, Physical Delivery)													
1.63	1.55	1.622	-0.49%	September 2023	1.66	1.66	1.59	1.65	1.65	---	---	---	1.80	---	107	158	1,382
				December 2023	---	---	---	---	1.64	---	---	---	---	---	---	---	---
				March 2024	---	---	---	---	1.65	---	---	---	---	---	---	---	---
				June 2024	---	---	---	---	1.66	---	---	---	---	---	---	---	---
CC HBC AG (CR)				(Contract Size: 100 Securities, Physical Delivery)													
27.81	27.48	27.7	0.80%	September 2023	27.90	27.90	27.80	27.86	27.86	---	---	---	28.81	---	8	24	1,339
				December 2023	---	---	---	---	27.70	---	---	---	---	---	---	---	---
				March 2024	---	---	---	---	27.84	---	---	---	---	---	---	---	---
				June 2024	---	---	---	---	27.99	---	---	---	---	---	---	---	---
CENERGY HOLDINGS (CB)				(Contract Size: 100 Securities, Physical Delivery)													
6.89	6.68	6.8	0.00%	September 2023	6.90	6.94	6.85	6.85	6.85	---	---	---	6.94	---	29	117	7,288
				December 2023	---	---	---	---	6.86	---	---	---	---	---	---	---	---
				March 2024	---	---	---	---	6.89	---	---	---	---	---	---	---	---
				June 2024	---	---	---	---	6.93	---	---	---	---	---	---	---	---

Derivatives notes

Fixing prices and final open positions can be retrieved from the following path <http://www.helex.gr/el/web/guest/statistics-end-of-day-derivatives>

Underlying Asset				Derivatives Market													
Price max	Price min	Closing price	change	Delivery Month	Open price	Price max	Price min	Last price	Closing price	Last Bid	Last Ask	Fixing price*	Life high	Life low	Trades	Volume	Open Interest
ELLAKTOR (CR)				(Contract Size: 100 Securities, Physical Delivery)													
2.59	2.53	2.56	1.19%	September 2023	2.58	2.60	2.58	2.60	2.60	---	---	---	2.73	---	2	4	1,285
				December 2023	---	---	---	---	2.55	---	---	---	---	---	---	---	---
				March 2024	---	---	---	---	2.56	---	---	---	---	---	---	---	---
				June 2024	---	---	---	---	2.58	---	---	---	---	---	---	---	---
ELVALHALCOR (CR)				(Contract Size: 100 Securities, Physical Delivery)													
2.28	2.165	2.28	3.87%	September 2023	2.23	2.37	2.23	2.37	2.37	---	---	---	2.37	---	71	298	2,278
				December 2023	---	---	---	---	2.21	---	---	---	---	---	---	---	---
				March 2024	---	---	---	---	2.22	---	---	---	---	---	---	---	---
				June 2024	---	---	---	---	2.24	---	---	---	---	---	---	---	---
EUROBANK HOLDINGS (CR)				(Contract Size: 100 Securities, Physical Delivery)													
1.6385	1.592	1.63	0.62%	September 2023	1.63	1.66	1.62	1.65	1.65	---	---	---	1.67	---	44	1,208	39,347
				December 2023	---	---	---	---	1.63	---	---	---	---	---	---	---	---
				March 2024	---	---	---	---	1.64	---	---	---	---	---	---	---	---
				June 2024	---	---	---	---	1.65	---	---	---	---	---	---	---	---
EYDAP S.A. (CR)				(Contract Size: 100 Securities, Physical Delivery)													
6.79	6.65	6.77	0.00%	September 2023	6.81	6.88	6.75	6.88	6.88	---	---	---	7.18	---	34	90	1,435
				December 2023	---	---	---	---	6.83	---	---	---	---	---	---	---	---
				March 2024	---	---	---	---	6.86	---	---	---	---	---	---	---	---
				June 2024	---	---	---	---	6.90	---	---	---	---	---	---	---	---
FOURLIS (CR)				(Contract Size: 100 Securities, Physical Delivery)													
4.93	4.825	4.89	0.62%	September 2023	---	---	---	---	4.87	---	---	---	4.98	---	---	---	931
				December 2023	---	---	---	---	4.90	---	---	---	---	---	---	---	---
				March 2024	---	---	---	---	4.92	---	---	---	---	---	---	---	---
				June 2024	---	---	---	---	4.95	---	---	---	---	---	---	---	---
GEK TERNA (CR)				(Contract Size: 100 Securities, Physical Delivery)													
14.34	14.14	14.14	-1.39%	September 2023	14.39	14.39	14.32	14.37	14.37	---	---	---	15.01	---	18	69	7,442
				December 2023	---	---	---	---	14.46	---	---	---	---	---	---	---	---
				March 2024	---	---	---	---	14.53	---	---	---	---	---	---	---	---
				June 2024	---	---	---	---	14.61	---	---	---	---	---	---	---	---
HELLENIC EXCHANGES-A.S.E. (CR)				(Contract Size: 100 Securities, Physical Delivery)													
6	5.82	5.87	-1.68%	September 2023	5.96	6.01	5.92	5.92	5.92	---	---	---	6.20	---	34	186	10,451
				December 2023	---	---	---	---	6.02	---	---	---	---	---	---	---	---
				March 2024	---	---	---	---	6.05	---	---	---	---	---	---	---	---
				June 2024	---	---	---	---	6.08	---	---	---	---	---	---	---	---

Derivatives notes

Fixing prices and final open positions can be retrieved from the following path <http://www.helex.gr/el/web/guest/statistics-end-of-day-derivatives>

Underlying Asset				Derivatives Market													
Price max	Price min	Closing price	change	Delivery Month	Open price	Price max	Price min	Last price	Closing price	Last Bid	Last Ask	Fixing price*	Life high	Life low	Trades	Volume	Open Interest
HELLENiQ ENERGY (CR)				(Contract Size: 100 Securities, Physical Delivery)													
7.94	7.79	7.9	-0.25%	September 2023	7.94	8.02	7.87	7.99	7.99	---	---	---	8.11	---	12	31	1,243
				December 2023	---	---	---	---	7.98	---	---	---	---	---	---	---	---
				March 2024	---	---	---	---	8.02	---	---	---	---	---	---	---	---
				June 2024	---	---	---	---	8.07	---	---	---	---	---	---	---	---
INTRACOM HOLDINGS (CR)				(Contract Size: 106 Securities, Physical Delivery)													
2.16	2.1	2.12	-1.17%	September 2023	2.17	2.17	2.16	2.17	2.17	---	---	---	2.19	---	3	4	3,811
				December 2023	---	---	---	---	2.16	---	---	---	---	---	---	---	---
				March 2024	---	---	---	---	2.17	---	---	---	---	---	---	---	---
				June 2024	---	---	---	---	2.19	---	---	---	---	---	---	---	---
INTRAKAT (CR)				(Contract Size: 100 Securities, Physical Delivery)													
3.1	3.03	3.1	0.32%	September 2023	3.08	3.10	3.05	3.10	3.10	---	---	---	3.20	---	22	149	8,735
				December 2023	---	---	---	---	3.12	---	---	---	---	---	---	---	---
				March 2024	---	---	---	---	3.13	---	---	---	---	---	---	---	---
				June 2024	---	---	---	---	3.15	---	---	---	---	---	---	---	---
JUMBO SA (CR)				(Contract Size: 100 Securities, Physical Delivery)													
28.32	27.9	28.08	0.00%	September 2023	27.89	27.89	27.74	27.74	27.74	---	---	---	28.26	---	3	3	173
				December 2023	---	---	---	---	28.31	---	---	---	---	---	---	---	---
				March 2024	---	---	---	---	28.45	---	---	---	---	---	---	---	---
				June 2024	---	---	---	---	28.60	---	---	---	---	---	---	---	---
LAMDA DEVELOPMENT SA (CR)				(Contract Size: 100 Securities, Physical Delivery)													
7.235	7.13	7.13	-0.83%	September 2023	7.27	7.27	7.21	7.21	7.21	---	---	---	7.54	---	8	43	6,506
				December 2023	---	---	---	---	7.25	---	---	---	---	---	---	---	---
				March 2024	---	---	---	---	7.29	---	---	---	---	---	---	---	---
				June 2024	---	---	---	---	7.32	---	---	---	---	---	---	---	---
MIG (CR)				(Contract Size: 100 Securities, Physical Delivery)													
4.19	4.085	4.085	-2.51%	September 2023	---	---	---	---	4.02	---	---	---	5.10	---	---	---	64
				December 2023	---	---	---	---	4.22	---	---	---	---	---	---	---	---
				March 2024	---	---	---	---	4.25	---	---	---	---	---	---	---	---
				June 2024	---	---	---	---	4.27	---	---	---	---	---	---	---	---
MOTOR OIL (CR)				(Contract Size: 100 Securities, Physical Delivery)													
23.4	23.12	23.24	-0.34%	September 2023	23.47	23.50	23.40	23.40	23.40	---	---	---	24.55	---	4	13	1,847
				December 2023	---	---	---	---	23.51	---	---	---	---	---	---	---	---
				March 2024	---	---	---	---	23.63	---	---	---	---	---	---	---	---
				June 2024	---	---	---	---	23.76	---	---	---	---	---	---	---	---

Derivatives notes

Fixing prices and final open positions can be retrieved from the following path <http://www.helex.gr/el/web/guest/statistics-end-of-day-derivatives>

Underlying Asset				Derivatives Market													
Price max	Price min	Closing price	change	Delivery Month	Open price	Price max	Price min	Last price	Closing price	Last Bid	Last Ask	Fixing price*	Life high	Life low	Trades	Volume	Open Interest
MYTILINEOS (CR)				(Contract Size: 100 Securities, Physical Delivery)													
36.3	35.56	35.74	-0.22%	September 2023	36.19	36.64	35.98	35.98	35.98	---	---	---	36.78	---	62	153	3,860
				December 2023	---	---	---	---	35.68	---	---	---	35.29	---	---	---	1
				March 2024	---	---	---	---	36.29	---	---	---	---	---	---	---	---
				June 2024	---	---	---	---	36.49	---	---	---	---	---	---	---	---
NATIONAL BANK (CR)				(Contract Size: 100 Securities, Physical Delivery)													
6.302	6.14	6.214	0.06%	September 2023	6.24	6.32	6.19	6.29	6.29	---	---	---	6.47	---	50	387	16,962
				December 2023	---	---	---	---	6.26	---	---	---	---	---	---	---	---
				March 2024	---	---	---	---	6.29	---	---	---	---	---	---	---	---
				June 2024	---	---	---	---	6.33	---	---	---	---	---	---	---	---
OPAP (CR)				(Contract Size: 103 Securities, Physical Delivery)													
16.39	16.19	16.22	-0.73%	September 2023	16.46	16.46	16.46	16.46	16.46	---	---	---	16.67	15.65	1	1	3,105
				December 2023	---	---	---	---	16.47	---	---	---	---	---	---	---	---
				March 2024	---	---	---	---	16.56	---	---	---	---	---	---	---	---
				June 2024	---	---	---	---	16.65	---	---	---	---	---	---	---	---
OTE (CR)				(Contract Size: 100 Securities, Physical Delivery)													
14.57	14.41	14.41	-0.35%	September 2023	14.78	14.78	14.62	14.62	14.62	---	---	---	15.55	---	20	76	12,382
				December 2023	---	---	---	---	14.58	---	---	---	---	---	---	---	---
				March 2024	---	---	---	---	14.65	---	---	---	---	---	---	---	---
				June 2024	---	---	---	---	14.73	---	---	---	---	---	---	---	---
P.P.A. S.A. (CR)				(Contract Size: 100 Securities, Physical Delivery)													
23.25	22.9	23.2	0.87%	September 2023	---	---	---	---	22.29	---	---	---	22.33	---	---	---	321
				December 2023	---	---	---	---	23.19	---	---	---	---	---	---	---	---
				March 2024	---	---	---	---	23.30	---	---	---	---	---	---	---	---
				June 2024	---	---	---	---	23.43	---	---	---	---	---	---	---	---
PIRAEUS FINANCIAL HOLD (CR)				(Contract Size: 100 Securities, Physical Delivery)													
3.494	3.39	3.454	-0.75%	September 2023	3.48	3.52	3.43	3.47	3.47	---	---	---	3.62	---	113	1,065	74,931
				December 2023	---	---	---	---	3.51	---	---	---	---	---	---	---	---
				March 2024	---	---	---	---	3.53	---	---	---	---	---	---	---	---
				June 2024	---	---	---	---	3.54	---	---	---	---	---	---	---	---
PPC (CR)				(Contract Size: 100 Securities, Physical Delivery)													
11.22	10.97	11	-1.08%	September 2023	11.26	11.33	11.15	11.29	11.29	---	---	---	11.33	---	100	397	29,784
				December 2023	---	---	---	---	11.21	---	---	---	---	---	---	---	---
				March 2024	---	---	---	---	11.27	---	---	---	---	---	---	---	---
				June 2024	---	---	---	---	11.33	---	---	---	---	---	---	---	---

Derivatives notes

Fixing prices and final open positions can be retrieved from the following path <http://www.helex.gr/el/web/guest/statistics-end-of-day-derivatives>

Underlying Asset				Derivatives Market													
Price max	Price min	Closing price	change	Delivery Month	Open price	Price max	Price min	Last price	Closing price	Last Bid	Last Ask	Fixing price*	Life high	Life low	Trades	Volume	Open Interest
QUEST HOLDINGS (CR)				(Contract Size: 100 Securities, Physical Delivery)													
6.55	6.34	6.5	2.69%	September 2023	---	---	---	---	6.22	---	---	---	6.77	---	---	---	150
				December 2023	---	---	---	---	6.38	---	---	---	---	---	---	---	---
				March 2024	---	---	---	---	6.41	---	---	---	---	---	---	---	---
				June 2024	---	---	---	---	6.45	---	---	---	---	---	---	---	---
TERNA ENERGY (CR)				(Contract Size: 100 Securities, Physical Delivery)													
18.27	17.9	17.92	-1.70%	September 2023	18.35	18.40	18.18	18.35	18.35	---	---	---	21.16	---	30	57	12,123
				December 2023	---	---	---	---	18.38	---	---	---	---	---	---	---	---
				March 2024	---	---	---	---	18.47	---	---	---	---	---	---	---	---
				June 2024	---	---	---	---	18.57	---	---	---	---	---	---	---	---
TITAN CEMENT (CB)				(Contract Size: 100 Securities, Physical Delivery)													
18.5	18.2	18.44	0.44%	September 2023	18.64	18.64	18.64	18.64	18.64	---	---	---	18.64	---	1	1	831
				December 2023	---	---	---	---	18.51	---	---	---	---	---	---	---	---
				March 2024	---	---	---	---	18.60	---	---	---	---	---	---	---	---
				June 2024	---	---	---	---	18.70	---	---	---	---	---	---	---	---
VIOHALCO SA/NV (CB)				(Contract Size: 100 Securities, Physical Delivery)													
6.47	6.26	6.45	3.03%	September 2023	6.37	6.55	6.37	6.55	6.55	---	---	---	6.55	---	84	497	6,596
				December 2023	---	---	---	---	6.31	---	---	---	---	---	---	---	---
				March 2024	---	---	---	---	6.34	---	---	---	---	---	---	---	---
				June 2024	---	---	---	---	6.38	---	---	---	---	---	---	---	---

Derivatives notes

Fixing prices and final open positions can be retrieved from the following path <http://www.helex.gr/el/web/guest/statistics-end-of-day-derivatives>

FTSE/Athex Large Cap

(Trade Unit: 1 Index Point x 2€ - Exercise Style: European, Cash Settlement)

Call Options														Put Options																		
August 2023							September 2023							Other Months		August 2023							September 2023							Other Months		Exercise Price
Open price	Price max	Price min	Last price	Closing price	Volume	Open Interest	Open price	Price max	Price min	Last price	Closing price	Volume	Open Interest	Volume	Open Interest	Open price	Price max	Price min	Last price	Closing price	Volume	Open Interest	Open price	Price max	Price min	Last price	Closing price	Volume	Open Interest	Volume	Open Interest	
1,775	-	-	-	-	-	-	0.00	0.00	0.00	-	1,491.00	-	-	-	-	-	0.00	0.00	0.00	-	0.02	-	-	-	-	-	-	-	-	-	1,775	
1,800	-	-	-	-	-	-	0.00	0.00	0.00	-	1,466.00	-	-	-	-	-	0.00	0.00	0.00	-	0.03	-	-	-	-	-	-	-	-	-	1,800	
1,825	-	-	-	-	-	-	0.00	0.00	0.00	-	1,442.00	-	-	-	-	-	0.00	0.00	0.00	-	0.05	-	-	-	-	-	-	-	-	-	1,825	
1,850	-	-	-	-	-	-	0.00	0.00	0.00	-	1,417.00	-	-	-	-	-	0.00	0.00	0.00	-	0.07	-	-	-	-	-	-	-	-	-	1,850	
1,875	-	-	-	-	-	-	0.00	0.00	0.00	-	1,392.00	-	-	-	-	-	0.00	0.00	0.00	-	0.01	-	-	-	-	-	-	-	-	-	1,875	
1,900	-	-	-	-	-	-	0.00	0.00	0.00	-	1,367.00	-	-	-	-	-	0.00	0.00	0.00	-	0.01	-	-	-	-	-	-	-	-	-	1,900	
1,925	-	-	-	-	-	-	0.00	0.00	0.00	-	1,342.00	-	-	-	-	-	0.00	0.00	0.00	-	0.01	-	-	-	-	-	-	-	-	-	1,925	
1,950	-	-	-	-	-	-	0.00	0.00	0.00	-	1,317.00	-	-	-	-	-	0.00	0.00	0.00	-	0.02	-	-	-	-	-	-	-	-	-	1,950	
1,975	-	-	-	-	-	-	0.00	0.00	0.00	-	1,292.00	-	-	-	-	-	0.00	0.00	0.00	-	0.01	-	-	-	-	-	-	-	-	-	1,975	
2,000	-	-	-	-	-	-	0.00	0.00	0.00	-	1,267.00	-	-	-	-	-	0.00	0.00	0.00	-	0.01	-	-	-	-	-	-	-	-	-	2,000	
2,050	-	-	-	-	-	-	0.00	0.00	0.00	-	1,217.00	-	-	-	-	-	0.00	0.00	0.00	-	0.01	-	-	-	-	-	-	-	-	-	2,050	
2,100	-	-	-	-	-	-	0.00	0.00	0.00	-	1,167.00	-	-	-	-	-	0.00	0.00	0.00	-	0.01	-	-	-	-	-	-	-	-	-	2,100	
2,150	-	-	-	-	-	-	0.00	0.00	0.00	-	1,118.00	-	-	-	-	-	0.00	0.00	0.00	-	0.01	-	-	-	-	-	-	-	-	-	2,150	
2,200	-	-	-	-	-	-	0.00	0.00	0.00	-	1,068.00	-	-	-	-	-	0.00	0.00	0.00	-	0.01	-	-	-	-	-	-	-	-	-	2,200	
2,250	-	-	-	-	-	-	0.00	0.00	0.00	-	1,018.00	-	-	-	-	-	0.00	0.00	0.00	-	0.01	-	-	-	-	-	-	-	-	-	2,250	
2,300	-	-	-	-	-	-	0.00	0.00	0.00	-	968.00	-	-	-	-	-	0.00	0.00	0.00	-	0.01	-	-	-	-	-	-	-	-	-	2,300	
2,350	-	-	-	-	-	-	0.00	0.00	0.00	-	918.00	-	-	-	-	-	0.00	0.00	0.00	-	0.01	-	-	-	-	-	-	-	-	-	2,350	
2,400	-	-	-	-	-	-	0.00	0.00	0.00	-	868.00	-	-	-	-	-	0.00	0.00	0.00	-	0.02	-	-	-	-	-	-	-	-	-	2,400	
2,450	-	-	-	-	-	-	0.00	0.00	0.00	-	818.00	-	-	-	-	-	0.00	0.00	0.00	-	0.01	-	-	-	-	-	-	-	-	-	2,450	
2,500	0.00	0.00	0.00	-	768.00	-	0.00	0.00	0.00	-	769.00	-	-	-	-	-	0.00	0.00	0.00	-	0.01	-	-	-	-	-	-	-	-	-	2,500	
2,550	0.00	0.00	0.00	-	718.00	-	0.00	0.00	0.00	-	719.00	-	-	-	-	-	0.00	0.00	0.00	-	0.01	-	-	-	-	-	-	-	-	-	2,550	
2,600	0.00	0.00	0.00	-	668.00	-	0.00	0.00	0.00	-	669.00	-	-	-	-	-	0.00	0.00	0.00	-	0.02	-	-	-	-	-	-	-	-	-	2,600	
2,650	0.00	0.00	0.00	-	619.00	-	0.00	0.00	0.00	-	619.00	-	-	-	-	-	0.00	0.00	0.00	-	0.01	-	-	-	-	-	-	-	-	-	2,650	
2,700	0.00	0.00	0.00	-	569.00	-	0.00	0.00	0.00	-	570.00	-	-	-	-	-	0.00	0.00	0.00	-	0.01	-	-	-	-	-	-	-	-	-	2,700	
2,750	0.00	0.00	0.00	-	519.00	-	0.00	0.00	0.00	-	520.00	-	-	-	-	-	0.00	0.00	0.00	-	0.02	-	-	-	-	-	-	-	-	-	2,750	
2,800	0.00	0.00	0.00	-	469.00	-	0.00	0.00	0.00	-	471.00	-	-	-	-	-	0.00	0.00	0.00	-	0.07	-	-	-	-	-	-	-	-	-	2,800	
2,850	0.00	0.00	0.00	-	419.00	-	0.00	0.00	0.00	-	423.00	-	-	-	-	-	0.00	0.00	0.00	-	0.23	-	-	-	-	-	-	-	-	-	2,850	
2,900	0.00	0.00	0.00	-	370.00	-	19	0.00	0.00	0.00	-	375.00	-	-	-	-	0.00	0.00	0.00	-	0.62	-	20	-	-	-	-	-	-	-	2,900	
2,950	0.00	0.00	0.00	-	321.00	-	20	0.00	0.00	0.00	-	329.00	-	-	-	-	0.00	0.00	0.00	-	1.60	-	-	-	-	-	-	-	-	-	2,950	
3,000	0.00	0.00	0.00	-	273.00	-	41	0.00	0.00	0.00	-	285.00	-	-	-	-	0.00	0.00	0.00	-	3.50	-	20	-	-	-	-	-	-	-	3,000	
3,050	0.00	0.00	0.00	-	226.00	-	20	0.00	0.00	0.00	-	243.00	-	-	-	-	0.00	0.00	0.00	-	7.20	-	29	-	-	-	-	-	-	-	3,050	
3,100	0.00	0.00	0.00	-	183.00	-	20	0.00	0.00	0.00	-	204.00	-	-	-	-	0.00	0.00	0.00	-	13.50	-	145	-	-	-	-	-	-	-	3,100	
3,150	0.00	0.00	0.00	-	143.00	-	21	0.00	0.00	0.00	-	168.00	-	-	-	-	20.25	0.00	20.25	20.25	20.25	20	221	-	-	-	-	-	-	-	3,150	
3,200	93.00	93.00	93.00	93.00	93.00	1	566	0.00	0.00	0.00	-	136.00	-	-	-	-	37.00	93.00	37.00	37.00	37.00	5	566	-	-	-	-	-	-	-	3,200	
3,250	65.00	65.00	65.00	65.00	65.00	1	21	106.00	108.00	106.00	108.00	108.00	11	-	-	-	0.00	65.00	0.00	-	59.00	-	142	-	-	-	-	-	-	-	3,250	
3,300	0.00	0.00	0.00	-	54.50	-	20	0.00	0.00	0.00	-	84.50	-	-	-	-	0.00	0.00	0.00	-	85.00	-	40	-	-	-	-	-	-	-	3,300	

FTSE/Athex Large Cap

(Trade Unit: 1 Index Point x 2€ - Exercise Style: European, Cash Settlement)

Call Options															Put Options																		
August 2023								September 2023							Other Months		August 2023					September 2023					Other Months		Exercise Price				
Open price	Price max	Price min	Last price	Closing price	Volume	Open Interest	Open price	Price max	Price min	Last price	Closing price	Volume	Open Interest	Volume	Open Interest	Open price	Price max	Price min	Last price	Closing price	Volume	Open Interest	Open price	Price max	Price min	Last price	Closing price	Volume		Open Interest	Volume	Open Interest	
3,350	0.00	0.00	0.00	-	36.50	-	21	0.00	0.00	0.00	-	64.50	-	-		0.00	0.00	0.00	-	117.00	-	60	0.00	0.00	0.00	-	143.00	-	-			3,350	
3,400	0.00	0.00	0.00	-	23.25	-	-	0.00	0.00	0.00	-	48.50	-	-		0.00	0.00	0.00	-	153.00	-	-	0.00	0.00	0.00	-	177.00	-	-			3,400	
3,450	0.00	0.00	0.00	-	14.00	-	-	0.00	0.00	0.00	-	35.50	-	-		0.00	0.00	0.00	-	194.00	-	-	0.00	0.00	0.00	-	214.00	-	-			3,450	
3,500	0.00	0.00	0.00	-	8.20	-	-	0.00	0.00	0.00	-	25.50	-	-		0.00	0.00	0.00	-	238.00	-	-	0.00	0.00	0.00	-	254.00	-	-			3,500	
Totals:						2	769							11	0	0	0							25	1,243					60	0	0	0
Number of Trades:						2							2							2					3			0					

ALPHA SERVICES HOLD (CR)

(Contract Size: 100 Securities, Exercise Style: American, Physical Delivery)

Call Options														Put Options																		
August 2023							September 2023							Other Months		August 2023							September 2023							Other Months		Exercise Price
Open price	Price max	Price min	Last price	Closing price	Volume	Open Interest	Open price	Price max	Price min	Last price	Closing price	Volume	Open Interest	Volume	Open Interest	Open price	Price max	Price min	Last price	Closing price	Volume	Open Interest	Open price	Price max	Price min	Last price	Closing price	Volume	Open Interest	Volume	Open Interest	
0.550					-	-	0.000	0.000	0.000	1.09	-	-				0.000	0.000	0.000	0.002	-	-											0.006
0.600					-	-	0.000	0.000	0.000	1.04	-	-				0.000	0.000	0.000	0.001	-	-											0.006
0.650					-	-	0.000	0.000	0.000	0.992	-	-				0.000	0.000	0.000	0.001	-	-											0.007
0.700					-	-	0.000	0.000	0.000	0.942	-	-				0.000	0.000	0.000	0.001	-	-											0.007
0.750					-	-	0.000	0.000	0.000	0.892	-	-				0.000	0.000	0.000	0.002	-	-											0.008
0.800					-	-	0.000	0.000	0.000	0.842	-	-				0.000	0.000	0.000	0.001	-	-											0.008
0.850	0.000	0.000	0.000	0.791	-	-	0.000	0.000	0.000	0.793	-	-				0.000	0.000	0.000	0.001	-	-											0.009
0.900	0.000	0.000	0.000	0.741	-	-	0.000	0.000	0.000	0.743	-	-				0.000	0.000	0.000	0.002	-	-											0.009
0.950	0.000	0.000	0.000	0.691	-	-	0.000	0.000	0.000	0.693	-	-				0.000	0.000	0.000	0.004	-	-											0.010
1.000	0.000	0.000	0.000	0.642	-	-	0.000	0.000	0.000	0.643	-	-				0.000	0.000	0.000	0.001	-	-											0.010
1.100	0.000	0.000	0.000	0.542	-	-	0.000	0.000	0.000	0.544	-	-				0.000	0.000	0.000	0.001	-	-											0.011
1.200	0.000	0.000	0.000	0.442	-	-	0.000	0.000	0.000	0.446	-	-				0.000	0.000	0.000	0.003	-	-											0.012
1.300	0.000	0.000	0.000	0.343	-	-	0.000	0.000	0.000	0.353	-	-				0.000	0.000	0.000	0.009	-	-											0.013
1.400	0.000	0.000	0.000	0.249	-	-	0.000	0.000	0.000	0.267	-	-				0.000	0.000	0.000	0.023	-	-											0.014
1.500	0.000	0.000	0.000	0.166	-	20	0.000	0.000	0.000	0.192	-	-				0.000	0.000	0.000	0.047	-	-											0.015
1.600	0.000	0.000	0.000	0.099	-	-	0.000	0.000	0.000	0.132	-	-				0.000	0.000	0.000	0.087	-	-											0.016
1.700	0.000	0.000	0.000	0.053	-	-	0.000	0.000	0.000	0.086	-	-				0.000	0.000	0.000	0.141	-	-											0.017
1.800	0.000	0.000	0.000	0.025	-	-	0.000	0.000	0.000	0.053	-	-				0.000	0.000	0.000	0.208	-	-											0.018
1.900	0.000	0.000	0.000	0.011	-	-	0.000	0.000	0.000	0.031	-	-				0.000	0.000	0.000	0.287	-	-											0.019
2.000	0.000	0.000	0.000	0.004	-	-	0.000	0.000	0.000	0.018	-	-				0.000	0.000	0.000	0.374	-	-											0.020
2.200	0.000	0.000	0.000	0.001	-	-	0.000	0.000	0.000	0.005	-	-				0.000	0.000	0.000	0.562	-	-											0.022
Totals:					0	20							0	0	0							0	0									0
Number of Trades:					0								0	0								0.00										0

NATIONAL BANK (CR)

(Contract Size: 100 Securities, Exercise Style: American, Physical Delivery)

Call Options														Put Options																		
August 2023							September 2023							Other Months		August 2023							September 2023							Other Months		Exercise Price
Open price	Price max	Price min	Last price	Closing price	Volume	Open Interest	Open price	Price max	Price min	Last price	Closing price	Volume	Open Interest	Volume	Open Interest	Open price	Price max	Price min	Last price	Closing price	Volume	Open Interest	Open price	Price max	Price min	Last price	Closing price	Volume	Open Interest	Volume	Open Interest	
2.000					-	-	0.000	0.000	0.000		4.22	-	-			-	-	0.000	0.000	0.000		0.001	-	-							0.020	
2.200					-	-	0.000	0.000	0.000		4.02	-	-			-	-	0.000	0.000	0.000		0.001	-	-							0.022	
2.400					-	-	0.000	0.000	0.000		3.82	-	-			-	-	0.000	0.000	0.000		0.001	-	-							0.024	
2.600					-	-	0.000	0.000	0.000		3.62	-	-			-	-	0.000	0.000	0.000		0.001	-	-							0.026	
2.800					-	-	0.000	0.000	0.000		3.42	-	-			-	-	0.000	0.000	0.000		0.001	-	-							0.028	
3.000					-	-	0.000	0.000	0.000		3.22	-	-			-	-	0.000	0.000	0.000		0.001	-	-							0.030	
3.200					-	-	0.000	0.000	0.000		3.02	-	-			-	-	0.000	0.000	0.000		0.001	-	-							0.032	
3.400					-	-	0.000	0.000	0.000		2.82	-	-			-	-	0.000	0.000	0.000		0.001	-	-							0.034	
3.600	0.000	0.000	0.000		2.62	-	-	0.000	0.000	0.000		2.62	-	-			0.000	0.000	0.000		0.001	-	-									0.036
3.800	0.000	0.000	0.000		2.42	-	-	0.000	0.000	0.000		2.42	-	-			0.000	0.000	0.000		0.001	-	-									0.038
4.000	0.000	0.000	0.000		2.22	-	-	0.000	0.000	0.000		2.22	-	-			0.000	0.000	0.000		0.001	-	-									0.040
4.400	0.000	0.000	0.000		1.82	-	-	0.000	0.000	0.000		1.83	-	-			0.000	0.000	0.000		0.001	-	-									0.044
4.800	0.000	0.000	0.000		1.42	-	-	0.000	0.000	0.000		1.44	-	-			0.000	0.000	0.000		0.002	-	-									0.048
5.200	0.000	0.000	0.000		1.03	-	-	0.000	0.000	0.000		1.08	-	-			0.000	0.000	0.000		0.012	-	-									0.052
5.600	0.000	0.000	0.000		0.675	-	-	0.000	0.000	0.000		0.757	-	-			0.000	0.000	0.000		0.056	-	-									0.056
6.000	0.000	0.000	0.000		0.386	-	5	0.000	0.000	0.000		0.497	-	-			0.000	0.000	0.000		0.167	-	-									0.060
6.400	0.000	0.000	0.000		0.189	-	-	0.308	0.308	0.308	0.308	0.308	4	-			0.000	0.000	0.000		0.370	-	-									0.064
6.800	0.000	0.000	0.000		0.079	-	-	0.000	0.000	0.000		0.173	-	-			0.000	0.000	0.000		0.661	-	-									0.068
7.200	0.000	0.000	0.000		0.029	-	-	0.000	0.000	0.000		0.094	-	-			0.000	0.000	0.000		1.01	-	-									0.072
7.600	0.000	0.000	0.000		0.009	-	-	0.000	0.000	0.000		0.047	-	-			0.000	0.000	0.000		1.39	-	-									0.076
8.000	0.000	0.000	0.000		0.002	-	-	0.000	0.000	0.000		0.022	-	-			0.000	0.000	0.000		1.79	-	-									0.080
8.400	0.000	0.000	0.000		0.001	-	-	0.000	0.000	0.000		0.010	-	-			0.000	0.000	0.000		2.19	-	-									0.084
Totals:					0	5						4	0	0			0	0	0	0				0	270	0	0					
Number of Trades:					0							1	0			0.00							0									

OPAP (CR)

(Contract Size: 100 Securities, Exercise Style: American, Physical Delivery)

Call Options														Put Options																		
August 2023							September 2023							Other Months		August 2023							September 2023							Other Months		Exercise Price
Open price	Price max	Price min	Last price	Closing price	Volume	Open Interest	Open price	Price max	Price min	Last price	Closing price	Volume	Open Interest	Volume	Open Interest	Open price	Price max	Price min	Last price	Closing price	Volume	Open Interest	Open price	Price max	Price min	Last price	Closing price	Volume	Open Interest	Volume	Open Interest	
8.800					-	-	0.000	0.000	0.000		7.57	-	-			-	-	0.000	0.000	0.000		0.001	-	-								0.088
9.200					-	-	0.000	0.000	0.000		7.17	-	-			-	-	0.000	0.000	0.000		0.001	-	-								0.092
9.600					-	-	0.000	0.000	0.000		6.77	-	-			-	-	0.000	0.000	0.000		0.001	-	-								0.096
10.000					-	-	0.000	0.000	0.000		6.37	-	-			-	-	0.000	0.000	0.000		0.002	-	-								0.100
11.000	0.000	0.000	0.000		5.36	-	-	0.000	0.000	0.000		5.37	-	-		0.000	0.000	0.000		0.001	-	-										0.110
12.000	0.000	0.000	0.000		4.36	-	-	0.000	0.000	0.000		4.38	-	-		0.000	0.000	0.000		0.001	-	-										0.120
13.000	0.000	0.000	0.000		3.36	-	-	0.000	0.000	0.000		3.38	-	-		0.000	0.000	0.000		0.001	-	-										0.130
14.000	0.000	0.000	0.000		2.37	-	-	0.000	0.000	0.000		2.41	-	-		0.000	0.000	0.000		0.004	-	-										0.140
15.000	0.000	0.000	0.000		1.41	-	-	0.000	0.000	0.000		1.53	-	-		0.000	0.000	0.000		0.052	-	10										0.150
16.000	0.000	0.000	0.000		0.646	-	-	0.000	0.000	0.000		0.838	-	-		0.250	0.271	0.245	0.271	0.271	15	60										0.160
17.000	0.000	0.000	0.000		0.204	-	15	0.334	0.334	0.334	0.334	0.334	10	-		0.000	0.000	0.000		0.842	-	-										0.170
18.000	0.000	0.000	0.000		0.042	-	-	0.133	0.133	0.133	0.133	0.133	5	-		0.000	0.000	0.000		1.69	-	-										0.180
19.000	0.000	0.000	0.000		0.006	-	-	0.000	0.000	0.000		0.047	-	-		0.000	0.000	0.000		2.66	-	-										0.190
20.000	0.000	0.000	0.000		0.001	-	-	0.000	0.000	0.000		0.012	-	-		0.000	0.000	0.000		3.66	-	-										0.200
22.000	0.000	0.000	0.000		0.003	-	-	0.000	0.000	0.000		0.001	-	-		0.000	0.000	0.000		5.66	-	-										0.220
24.000	0.000	0.000	0.000		0.001	-	-	0.000	0.000	0.000		0.002	-	-		0.000	0.000	0.000		7.66	-	-										0.240
Totals:					0	15						15	0	0	0	0	70					0	0	0	0	0	0	0	0	0	0	0
Number of Trades:					0							2	0	0	0	3.00						0	0	0	0	0	0	0	0	0	0	

OTE (CR)

(Contract Size: 100 Securities, Exercise Style: American, Physical Delivery)

Exercise Price	Call Options													Put Options																				
	August 2023						September 2023						Other Months		August 2023						September 2023						Other Months		Exercise Price					
	Open price	Price max	Price min	Last price	Closing price	Volume	Open Interest	Open price	Price max	Price min	Last price	Closing price	Volume	Open Interest	Volume	Open Interest	Open price	Price max	Price min	Last price	Closing price	Volume	Open Interest	Open price	Price max	Price min	Last price	Closing price		Volume	Open Interest	Volume	Open Interest	
9.200						-	-	0.000	0.000	0.000		5.29	-	-																				
9.600	0.000	0.000	0.000		4.87	-	-	0.000	0.000	0.000		4.89	-	-			0.000	0.000	0.000		0.001	-	-		0.000	0.000	0.000		0.001	-	-			0.096
10.000	0.000	0.000	0.000		4.48	-	-	0.000	0.000	0.000		4.49	-	-			0.000	0.000	0.000		0.001	-	-		0.000	0.000	0.000		0.001	-	-			0.100
11.000	0.000	0.000	0.000		3.48	-	-	0.000	0.000	0.000		3.49	-	-			0.000	0.000	0.000		0.001	-	-		0.000	0.000	0.000		0.001	-	-			0.110
12.000	0.000	0.000	0.000		2.48	-	-	0.000	0.000	0.000		2.50	-	-			0.000	0.000	0.000		0.001	-	-		0.000	0.000	0.000		0.006	-	-			0.120
13.000	0.000	0.000	0.000		1.49	-	-	0.000	0.000	0.000		1.56	-	-			0.000	0.000	0.000		0.014	-	-		0.000	0.000	0.000		0.062	-	-			0.130
14.000	0.000	0.000	0.000		0.644	-	-	0.000	0.000	0.000		0.791	-	-			0.000	0.000	0.000		0.163	-	50		0.000	0.000	0.000		0.289	-	-			0.140
15.000	0.000	0.000	0.000		0.162	-	7	0.000	0.000	0.000		0.308	-	-			0.000	0.000	0.000		0.683	-	-		0.000	0.000	0.000		0.807	-	-			0.150
16.000	0.000	0.000	0.000		0.022	-	-	0.000	0.000	0.000		0.087	-	-			0.000	0.000	0.000		1.55	-	-		0.000	0.000	0.000		1.59	-	-			0.160
17.000	0.000	0.000	0.000		0.001	-	-	0.000	0.000	0.000		0.019	-	-			0.000	0.000	0.000		2.54	-	-		0.000	0.000	0.000		2.54	-	-			0.170
18.000	0.000	0.000	0.000		0.001	-	-	0.000	0.000	0.000		0.003	-	-			0.000	0.000	0.000		3.54	-	-		0.000	0.000	0.000		3.54	-	-			0.180
19.000	0.000	0.000	0.000		0.001	-	-	0.000	0.000	0.000		0.001	-	-			0.000	0.000	0.000		4.54	-	-		0.000	0.000	0.000		4.54	-	-			0.190
20.000	0.000	0.000	0.000		0.001	-	-	0.000	0.000	0.000		0.001	-	-			0.000	0.000	0.000		5.54	-	-		0.000	0.000	0.000		5.54	-	-			0.200
22.000	0.000	0.000	0.000		0.001	-	-	0.000	0.000	0.000		0.001	-	-			0.000	0.000	0.000		7.54	-	-		0.000	0.000	0.000		7.54	-	-			0.220
Totals:						0	7						0	0	0	0						0	50						0	0	0	0		
Number of Trades:						0							0		0							0.00							0		0			

PIRAEUS FINANCIAL HOLD (CR)

(Contract Size: 100 Securities, Exercise Style: American, Physical Delivery)

Call Options														Put Options																			
August 2023							September 2023							Other Months		August 2023							September 2023							Other Months			
Exercise Price	Open price	Price max	Price min	Last price	Closing price	Volume	Open Interest	Open price	Price max	Price min	Last price	Closing price	Volume	Open Interest	Volume	Open Interest	Open price	Price max	Price min	Last price	Closing price	Volume	Open Interest	Open price	Price max	Price min	Last price	Closing price	Volume	Open Interest	Volume	Open Interest	Exercise Price
0.750						-	-	0.000	0.000	0.000	2.73	-	-				0.000	0.000	0.000	0.001	-	-											0.008
0.800						-	-	0.000	0.000	0.000	2.68	-	-				0.000	0.000	0.000	0.001	-	-											0.008
0.850						-	-	0.000	0.000	0.000	2.63	-	-				0.000	0.000	0.000	0.001	-	-											0.009
0.900						-	-	0.000	0.000	0.000	2.58	-	-				0.000	0.000	0.000	0.001	-	-											0.009
0.950						-	-	0.000	0.000	0.000	2.53	-	-				0.000	0.000	0.000	0.002	-	-											0.010
1.000						-	-	0.000	0.000	0.000	2.48	-	-				0.000	0.000	0.000	0.001	-	-											0.010
1.100						-	-	0.000	0.000	0.000	2.38	-	-				0.000	0.000	0.000	0.002	-	-											0.011
1.200						-	-	0.000	0.000	0.000	2.28	-	-				0.000	0.000	0.000	0.004	-	-											0.012
1.300						-	-	0.000	0.000	0.000	2.18	-	-				0.000	0.000	0.000	0.001	-	-											0.013
1.400						-	-	0.000	0.000	0.000	2.08	-	-				0.000	0.000	0.000	0.001	-	-											0.014
1.500						-	-	0.000	0.000	0.000	1.98	-	-				0.000	0.000	0.000	0.001	-	-											0.015
1.600						-	-	0.000	0.000	0.000	1.88	-	-				0.000	0.000	0.000	0.001	-	-											0.016
1.700	0.000	0.000	0.000		1.78	-	-	0.000	0.000	0.000	1.79	-	-				0.000	0.000	0.000	0.001	-	-											0.017
1.800	0.000	0.000	0.000		1.68	-	-	0.000	0.000	0.000	1.69	-	-				0.000	0.000	0.000	0.001	-	-											0.018
1.900	0.000	0.000	0.000		1.58	-	-	0.000	0.000	0.000	1.59	-	-				0.000	0.000	0.000	0.001	-	-											0.019
2.000	0.000	0.000	0.000		1.48	-	-	0.000	0.000	0.000	1.49	-	-				0.000	0.000	0.000	0.001	-	-											0.020
2.200	0.000	0.000	0.000		1.28	-	-	0.000	0.000	0.000	1.29	-	-				0.000	0.000	0.000	0.001	-	-											0.022
2.400	0.000	0.000	0.000		1.08	-	-	0.000	0.000	0.000	1.09	-	-				0.000	0.000	0.000	0.001	-	-											0.024
2.600	0.000	0.000	0.000		0.884	-	-	0.000	0.000	0.000	0.892	-	-				0.000	0.000	0.000	0.004	-	-											0.026
2.800	0.000	0.000	0.000		0.687	-	1	0.000	0.000	0.000	0.703	-	-				0.000	0.000	0.000	0.015	-	-											0.028
3.000	0.000	0.000	0.000		0.497	-	-	0.000	0.000	0.000	0.530	-	-				0.000	0.000	0.000	0.041	-	-											0.030
3.200	0.000	0.000	0.000		0.328	-	3	0.000	0.000	0.000	0.377	-	-				0.000	0.000	0.000	0.088	-	-											0.032
3.400	0.000	0.000	0.000		0.193	-	-	0.000	0.000	0.000	0.256	-	-				0.000	0.000	0.000	0.166	-	-											0.034
3.600	0.000	0.000	0.000		0.100	-	-	0.000	0.000	0.000	0.163	-	-				0.000	0.000	0.000	0.273	-	-											0.036
3.800	0.000	0.000	0.000		0.046	-	-	0.000	0.000	0.000	0.098	-	-				0.000	0.000	0.000	0.408	-	-											0.038
4.000	0.000	0.000	0.000		0.019	-	-	0.000	0.000	0.000	0.056	-	-				0.000	0.000	0.000	0.567	-	-											0.040
4.400	0.000	0.000	0.000		0.002	-	-	0.000	0.000	0.000	0.016	-	-				0.000	0.000	0.000	0.929	-	-											0.044
4.800	0.000	0.000	0.000		0.001	-	-	0.000	0.000	0.000	0.004	-	-				0.000	0.000	0.000	1.32	-	-											0.048
5.200	0.000	0.000	0.000		0.001	-	-	0.000	0.000	0.000	0.001	-	-				0.000	0.000	0.000	1.72	-	-											0.052
Totals:						0	4							0	0	0	0							0	0							0	0
Number of Trades:						0							0	0							0.00							0	0				

PPC (CR)

(Contract Size: 100 Securities, Exercise Style: American, Physical Delivery)

Call Options														Put Options																				
August 2023							September 2023							Other Months		August 2023							September 2023							Other Months		Exercise Price		
Exercise Price	Open price	Price max	Price min	Last price	Closing price	Volume	Open Interest	Open price	Price max	Price min	Last price	Closing price	Volume	Open Interest	Volume	Open Interest	Open price	Price max	Price min	Last price	Closing price	Volume	Open Interest	Open price	Price max	Price min	Last price	Closing price	Volume	Open Interest	Volume		Open Interest	
3.600						-	-	0.000	0.000	0.000		7.53	-	-			-	-	0.000	0.000	0.000		0.001	-	-								0.036	
3.800						-	-	0.000	0.000	0.000		7.33	-	-			-	-	0.000	0.000	0.000		0.001	-	-								0.038	
4.000						-	-	0.000	0.000	0.000		7.13	-	-			-	-	0.000	0.000	0.000		0.001	-	-								0.040	
4.400						-	-	0.000	0.000	0.000		6.73	-	-			-	-	0.000	0.000	0.000		0.005	-	-								0.044	
4.800						-	-	0.000	0.000	0.000		6.33	-	-			-	-	0.000	0.000	0.000		0.001	-	-								0.048	
5.200						-	-	0.000	0.000	0.000		5.94	-	-			-	-	0.000	0.000	0.000		0.001	-	-								0.052	
5.600						-	-	0.000	0.000	0.000		5.54	-	-			-	-	0.000	0.000	0.000		0.001	-	-								0.056	
6.000	0.000	0.000	0.000		5.13	-	-	0.000	0.000	0.000		5.14	-	-			0.000	0.000	0.000		0.001	-	-	0.000	0.000	0.000		0.001	-	-			0.060	
6.400	0.000	0.000	0.000		4.73	-	-	0.000	0.000	0.000		4.74	-	-			0.000	0.000	0.000		0.001	-	-	0.000	0.000	0.000		0.001	-	-			0.064	
6.800	0.000	0.000	0.000		4.33	-	-	0.000	0.000	0.000		4.34	-	-			0.000	0.000	0.000		0.001	-	-	0.000	0.000	0.000		0.001	-	-			0.068	
7.200	0.000	0.000	0.000		3.93	-	-	0.000	0.000	0.000		3.94	-	-			0.000	0.000	0.000		0.001	-	-	0.000	0.000	0.000		0.001	-	-			0.072	
7.600	0.000	0.000	0.000		3.53	-	-	0.000	0.000	0.000		3.55	-	-			0.000	0.000	0.000		0.001	-	-	0.000	0.000	0.000		0.002	-	-			0.076	
8.000	0.000	0.000	0.000		3.13	-	-	0.000	0.000	0.000		3.15	-	-			0.000	0.000	0.000		0.001	-	-	0.000	0.000	0.000		0.007	-	-			0.080	
8.400	0.000	0.000	0.000		2.73	-	-	0.000	0.000	0.000		2.76	-	-			0.000	0.000	0.000		0.001	-	-	0.000	0.000	0.000		0.018	-	-			0.084	
8.800	0.000	0.000	0.000		2.34	-	-	0.000	0.000	0.000		2.39	-	-			0.000	0.000	0.000		0.005	-	-	0.000	0.000	0.000		0.038	-	-			0.088	
9.200	0.000	0.000	0.000		1.95	-	-	0.000	0.000	0.000		2.02	-	-			0.000	0.000	0.000		0.016	-	21	0.000	0.000	0.000		0.075	-	-			0.092	
9.600	0.000	0.000	0.000		1.58	-	22	0.000	0.000	0.000		1.68	-	-			0.000	0.000	0.000		0.042	-	43	0.000	0.000	0.000		0.135	-	-			0.096	
10.000	0.000	0.000	0.000		1.23	-	5	0.000	0.000	0.000		1.37	-	-			0.000	0.000	0.000		0.095	-	-	0.000	0.000	0.000		0.223	-	-			0.100	
11.000	0.000	0.000	0.000		0.547	-	57	0.000	0.000	0.000		0.750	-	-			0.000	0.000	0.000		0.411	-	-	0.000	0.000	0.000		0.598	-	-			0.110	
12.000	0.114	0.114	0.114	0.114	0.114	5	-	0.301	0.334	0.301	0.334	0.334	7	-			0.000	0.000	0.000		1.04	-	-	0.000	0.000	0.000		1.21	-	-			0.120	
13.000	0.000	0.000	0.000		0.043	-	-	0.000	0.000	0.000		0.151	-	-			0.000	0.000	0.000		1.91	-	-	0.000	0.000	0.000		2.00	-	-			0.130	
14.000	0.000	0.000	0.000		0.008	-	-	0.000	0.000	0.000		0.056	-	-			0.000	0.000	0.000		2.88	-	-	0.000	0.000	0.000		2.91	-	-			0.140	
15.000	0.000	0.000	0.000		0.001	-	-	0.000	0.000	0.000		0.018	-	-			0.000	0.000	0.000		3.88	-	-	0.000	0.000	0.000		3.88	-	-			0.150	
16.000	0.000	0.000	0.000		0.001	-	-	0.000	0.000	0.000		0.006	-	-			0.000	0.000	0.000		4.88	-	-	0.000	0.000	0.000		4.88	-	-			0.160	
Totals:						5	84							7	0	0	0						5	64						0	0	0	0	
Number of Trades:						1								2		0								0.00						0		0		

Lending Products	Underlying Title	Open Interest[5]	Multilateral Transactions[1]				Bilateral Transactions[2]		Stock Borrowing through OTC (volume)[3]
			Volume(Offered)	Average Weighted	Transactions volume	Average Weighted	Transactions Volume	Average Weighted	Transactions Volume
ADMIEBOR	ADMIE (IPTO) HOLDING S.A. (CR)	---	---	---	---	---	---	488,100	
AEGNBOR	AEGEAN AIRLINES (CR)	---	---	---	---	---	---	23,197	
ALPHABOR	ALPHA SERVICES HOLD (CR)	10,764	---	---	---	---	---	58,570,049	
ALMYBOR	ALUMIL (CR)	---	---	---	---	---	---	---	
OTOELBOR	AUTOHELLAS SA (CR)	---	---	---	---	---	---	182,933	
AVAXBOR	AVAX S.A. (CR)	---	---	---	---	---	---	---	
EEEBOR	CC HBC AG (CR)	2,661	---	---	---	---	---	47,768	
CENERBOR	CENERGY HOLDINGS (CB)	2,650	---	---	---	---	---	---	
ELLAKTORBOR	ELLAKTOR (CR)	3,260	---	---	---	---	---	153,191	
ELHABOR	ELVALHALCOR (CR)	3,647	---	---	---	---	---	64,887	
EUROBBOR	EUROBANK HOLDINGS (CR)	15,000	---	---	---	---	---	34,077,540	
EYDAPBOR	EYDAP S.A. (CR)	3,101	---	---	---	---	---	246,728	
FFGRPBOR	FOLLI FOLLIE (CR)	---	---	---	---	---	---	886,279	
FOYRKBOR	FOURLIS (CR)	1,500	---	---	---	---	---	10,873	
GEKTERNABOR	GEK TERNA (CR)	270	---	---	---	---	---	1,293	
SARBOR	GR. SARANTIS S.A. (CR)	1,877	---	---	---	---	---	57,939	
EXAEBOR	HELLENIC EXCHANGES-A.S.E. (CR)	4,000	---	---	---	---	---	167,063	
ELPEBOR	HELLENIQ ENERGY (CR)	1,200	---	---	---	---	---	403,525	
INTRKBOR	INTRACOM HOLDINGS (CR)	---	---	---	---	---	---	---	
INKATBOR	INTRAKAT (CR)	---	---	---	---	---	---	---	
BELABOR	JUMBO SA (CR)	14,398	---	---	500	4.50%	---	221,585	
LAMDABOR	LAMDA DEVELOPMENT SA (CR)	3,500	---	---	---	---	---	531,367	
MIGBOR	MIG (CR)	1,552	---	---	---	---	---	40,179	
MOHBOR	MOTOR OIL (CR)	19,581	---	---	---	---	---	829,589	
MYTILBOR	MYTILINEOS (CR)	18,122	---	---	---	---	---	164,726	
ETEBOR	NATIONAL BANK (CR)	3,718	---	---	---	---	---	9,160,054	
OPAPBOR	OPAP (CR)	2,000	---	---	---	---	---	1,564,102	
HTOBOR	OTE (CR)	2,700	---	---	---	---	---	1,674,763	
PPABOR	P.P.A. S.A. (CR)	---	---	---	---	---	---	65,287	
TPEIRBOR	PIRAEUS FINANCIAL HOLD (CR)	5,000	---	---	---	---	---	789,868	
PPCBOR	PPC (CR)	8,200	---	---	---	---	---	1,576,852	

Stock Lending Notes

[1] - Multilateral contracts Lending or Borrowing as per Methods 8-1, 8-2 and 8-3-3 (According to ATHEX BoD Resolution No.17)

[2] - Bilateral Contracts Lending or Borrowing as per Methods 8-3-1 and 8-3-2 (According to ATHEX BoD Resolution No.20)

[3] - The information concerning OTC Stock Borrowing Transactions is based on the statements of the Dematerialised Securities System (DSS) operators involved and refers to volumes that have been registered up until the previous working day.

[4] - Average Price (Volume weighted)

[5] - The Data concerning Open Interest before the start of trading session

Lending Products	Underlying Title	Open Interest[5]	Multilateral Transactions[1]				Bilateral Transactions[2]		Stock Borrowing through OTC (volume)[3]	
			Volume(Offered)	Average Weighted	Transactions volume	Average Weighted	Transactions Volume	Average Weighted	Transactions Volume	
QUALBOR	QUALITY & RELIABILITY SA (CR)	---	---	---	---	---	---	---	---	
QUESTBOR	QUEST HOLDINGS (CR)	300	---	---	---	---	---	---	31,564	
TENERGYBOR	TERNA ENERGY (CR)	---	---	---	---	---	---	---	357,894	
TITCBOR	TITAN CEMENT (CB)	3,750	---	---	500	6.04%	---	---	327,278	
VIORBOR	VIOHALCO SA/NV (CB)	2,934	---	---	---	---	---	---	---	

Stock Lending Notes

[1] - Multilateral contracts Lending or Borrowing as per Methods 8-1, 8-2 and 8-3-3 (According to ATHEX BoD Resolution No.17)

[2] - Bilateral Contracts Lending or Borrowing as per Methods 8-3-1 and 8-3-2 (According to ATHEX BoD Resolution No.20)

[3] - The information concerning OTC Stock Borrowing Transactions is based on the statements of the Dematerialised Securities System (DSS) operators involved and refers to volumes that have been registered up until the previous working day.

[4] - Average Price (Volume weighted)

[5] - The Data concerning Open Interest before the start of trading session

Sectors codification for listed companies

12003-	ETF	10101010	Computer Services
10101015	Software	10102030	Computer Hardware
15101010	Telecommunications Equipment	15102015	Telecommunications Services
20101010	Health Care Facilities	20101025	Health Care Services
20102010	Medical Equipment	20103015	Pharmaceuticals
30101010	Banks	30202000	Diversified Financial Services
30202010	Asset Managers & Custodians	30202015	Investment Services
30204000	Closed End Investments	30302010	Full Line Insurance
30302015	Insurance Brokers	30302025	Property and Casualty Insurance
35101010	Real Estate Holding and Development	35101015	Real Estate Services
35102000	Diversified REITs	35102030	Office REITs
40201040	Rental & Leasing Services: Consumer	40202010	Home Construction
40202015	Household Furnishings	40202020	Household Appliance
40203040	Electronic Entertainment	40203045	Toys
40204020	Clothing & Accessories	40301010	Entertainment
40301030	Publishing	40301035	Radio & TV Broadcasters
40401010	Diversified Retailers	40401020	Apparel Retailers
40401025	Home Improvement Retailers	40401030	Specialty Retailers
40501010	Airlines	40501015	Travel & Tourism
40501020	Casinos & Gambling	40501025	Hotels & Motels
45101015	Distillers & Vintners	45101020	Soft Drinks
45102010	Farming Fishing Ranching & Plantations	45102020	Food Products
45103010	Tobacco	45201010	Food Retailers & Wholesalers
45201020	Personal Products	50101010	Construction
50101020	Building Roof/Wallboard and Plumbing	50101030	Cement
50101035	Building Materials: Other	50202010	Electrical Components
50203000	Diversified Industrials	50203015	Plastics
50203030	Containers & Packaging	50204000	Machinery: Industrial
50204020	Machinery: Construction & Handling	50205010	Industrial Suppliers
50205020	Back Office Support HR & Consulting	50205030	Forms & Bulk Printing Services
50206015	Commercial Vehicles & Parts	50206030	Marine Transportation
50206060	Transportation Services	55101000	Diversified Materials
55101020	Textile Products	55102000	General Mining
55102010	Iron & Steel	55102015	Metal Fabricating
55102035	Aluminum	60101020	Oil Refining and Marketing
65101010	Alternative Electricity	65101015	Conventional Electricity
65102030	Water		



ATHEX
Athens Stock Exchange

Λεωφ. Αθηνών 110 104 42 Αθήνα
110, Athinon Ave. GR 104 42 Athens
tel. (+30)210-33.66.800, fax (+30)210-33.66.101
www.athexgroup.gr