

23

Ημερήσιο Δελτίο  
Συναλλακτικής Δραστηριότητας

Daily Official List  
of Trading Activity

Thursday, 20 July, 2023

Year: 144 Trading Day No: 136



**ATHEXGROUP**  
Athens Exchange Group

**Disclaimer:**

Hellenic Exchanges-Athens Stock Exchange S.A endeavours to ensure that the data and other material ("Information") presented on the Daily Official List are accurate and complete, but it is not liable for any errors or omissions of data or /and for the accuracy, credibility, updating and completeness of the aforesaid information nor it has any liability arising directly or indirectly from the use of the above Information.

The Company is not liable for the accuracy of the data included in listed companies' announcements. Only the sender of such an announcement is fully and solely liable for any infringement of third party's rights from the content of such announcement. All contents of the Daily Official List are provided only for information purposes and do not constitute investment advice or solicitation to invest in securities or other products listed for trading on the Exchange.

You acknowledge and agree that the Company is the owner of any property rights related to any Information appearing on the Daily Official List including intellectual property rights copyright, trademarks, etc.

The above data are a property of the Hellenic Exchanges-Athens Exchange and are copyright protected. Users are forbidden to reproduce, modify, copy, sale, transmit or redistribute, by all reproduction means and methods, part or the whole of the above data, without reference to their source.

The commercial exploitation of these data is, also, forbidden by third parties. Hellenic Exchanges-Athens Exchange does not carry any responsibility, direct or indirect, derived from usage or accidental alteration of the above data when used by third parties.

---

**Hellenic Exchanges – Athens Stock Exchange S.A.**

110 Athinon Ave., 10442 Athens, Tel: (210) 33.66.800, Fax: (210) 32.13.938

[www.athexgroup.gr](http://www.athexgroup.gr)

---

**Thessalonica Stock Exchange Center (T.S.E.C)**

16-18 Katouni Str., Thessalonica 546 25 Tel: (2310) 567.667, Fax: (2310) 530.545

**Athex Members Guarantee Fund**

14-16 Fidiou Str., Athens 106 78, Tel: (210) 33.04.682, Fax: (210) 33.04.155

**Hellenic Republic Capital Market Commission**

1 Kolokotroni Str. & 1 Stadiou Str., Athens 10562 Tel: (210) 33.77.100 Fax: (210) 33.77.173

---

**Table of Contents**

---

**Section 1: Statistical Figures of Securities, Derivatives and Lending**

Summary of Markets

Athex Indices

Analytic Figures for Athex Market's Boards and Categories

Trading Details by Athex Sectors and Financial Instruments (ETFs)

Top 10 best &amp; worst performing Shares

Derivatives Summary

**Section 2: Analytic Figures of Shares Transactions**

Analytic Figures of Shares Transactions

Shares' Notes

**Section 3: Figures of Securities Transactions**

Securities Blocks Details

Shares Rights Details

Stock Borrowing

Forced Sales Details

Forced Sales Registered Shares

Exchange Traded Funds (ETFs) Characteristics

**Section 5: Bonds traded in Fixed Income Assets Market**

Convertible Corporate Bonds - Regulated Market

Non Convertible Corporate Bonds - Regulated Market

Government Bonds

Treasury Bills &amp; Zero Coupon Government Bonds

Government Bonds Traded with the Open Outcry Method

State Banks Bonds

**Section 6: Additional Infos**

Athex &amp; ATHEXClear Members List

List of Stocks under Market Making operations

**Section 7: Derivatives Market Analytic Figures**

Index Futures

Stock Futures

Index Options

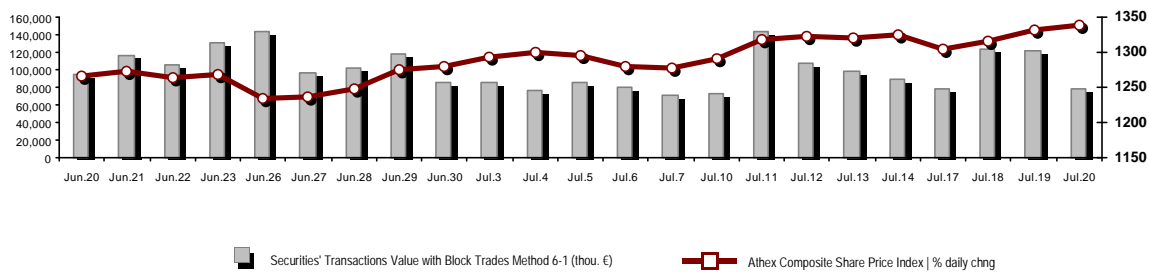
Stock Options

Stock Lending Analytic Figures

**Appendix A: Sectors codification for listed companies**

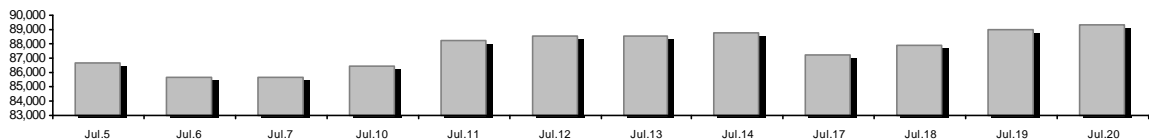
## Summary of Markets

Athex Composite Share Price Index vs Shares and Derivatives Transactions Value

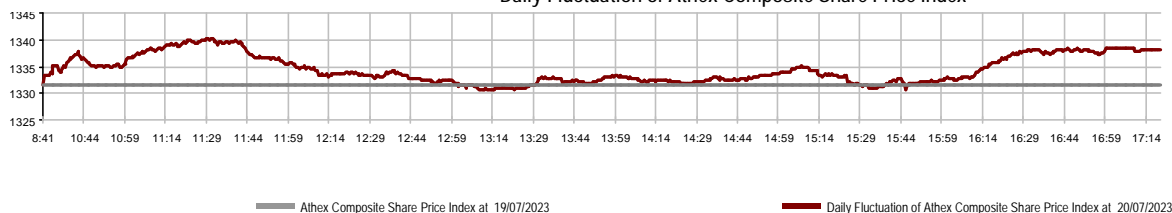


Athex Capitalisation (mill. €)**:	89,323.70		Derivatives Total Open Interest	546,197
Daily change: mill. €   %	357.21	0.40%	in Index Futures   % daily chng	7,026 3.67%
Yearly Avg Capitalisation: mill. €   % chng prev year Avg	76,948.81	22.02%	in Stock Futures   % daily chng	534,984 1.14%
Athex Composite Share Price Index   % daily chng	1,338.03	0.48%	in Index Options   % daily chng	3,263 5.26%
Athex Composite Share Price Index Capitalisation (mill. €)	82,058.13		in Stock Options   % daily chng	924 4.52%
Daily change (mill. €)	355.30			
Securities' Transactions Value with Block Trades Method 6-1 (t)	78,306.22		Derivatives Contracts Volume:	19,741
Daily change: %	-43,700.55	-35.82%	Daily change: pieces   %	-4,668 -19.12%
YtD Avg Trans. Value: thou. €   % chng prev year Avg	107,499.91	48.79%	YtD Avg Derivatives Contracts % chng prev year Avg	47,588 38.53%
Blocks Transactions Value of Method 6-1 (thou. €)	4,103.18		Derivatives Trades Number:	1,819
Blocks Transactions Value of Method 6-2 & 6-3 (thou. €)	0.00		Daily change: number   %	-779 -29.98%
Bonds Transactions Value (thou.€)	1,492.11		YtD Avg Trades number % chng prev year Avg	2,416 17.60%
Securities' Transactions Volume with Block Trades Method 6-1 (tho)	22,549.51		Lending Total Open Interest	127,460
Daily change: thou. pieces   %	-7,557.51	-25.10%	Daily change: pieces   %	400 0.31%
YtD Avg Volume: % chng prev year Avg	37,684.47	32.92%	Lending Volume (Multilateral/Bilateral)	1,344
Blocks Transactions Volume of Method 6-1 (thou. Pieces)	1,949.20		Daily change: pieces   %	-1,056
Blocks Transactions Volume of Method 6-2 & 6-3 (thou. Pieces)	0.00		Multilateral Lending	1,344
Bonds Transactions Volume	1,614,000		Bilateral Lending	0
Securities' Trades Number with Block Trades Method 6-1	34,247		Lending Trades Number:	6
Daily change: number   %	-10,488	-23.44%	Daily change: %	-2
YtD Avg Trades number % chng prev year Avg	36,097	22.71%	Multilateral Lending Trades Number	6
Number of Blocks Method 6-1	8		Bilateral Lending Trades Number	0
Number of Blocks Method 6-2 & 6-3	0			
Number of Bonds Transactions	186			

Athex Capitalisation (mill. €)\*\*



Daily Fluctuation of Athex Composite Share Price Index



## Athex Indices

Index name	20/07/2023	19/07/2023	pts.	%	Min	Max	Year min	Year max	Year change
Athex Composite Share Price Index	1,338.03 #	1,331.62	6.41	0.48%	1,330.56	1,340.21	929.79	1,340.21	43.91% #
Athex ESG Index	1,527.59 #	1,518.77	8.82	0.58%	1,517.64	1,529.38	1,057.52	1,529.38	44.43% #
FTSE/Athex Large Cap	3,251.94 #	3,233.45	18.49	0.57%	3,230.56	3,256.91	2,250.77	3,256.91	44.43% #
FTSE/Athex Mid Cap Index	2,206.16 #	2,177.71	28.45	1.31%	2,165.57	2,206.63	1,411.43	2,206.63	56.31% #
FTSE/ATHEX High Dividend Yield Index	4,041.44 #	4,005.62	35.82	0.89%	4,005.62	4,044.68	3,028.28	4,044.68	33.46% #
FTSE/ATHEX Global Traders Index Plus	4,017.93 #	3,993.73	24.20	0.61%	3,993.73	4,033.71	2,616.09	4,033.71	53.59% #
FTSE/ATHEX Mid & Small Cap Factor-Weighted Ind	5,601.81 #	5,583.26	18.55	0.33%	5,554.81	5,610.77	4,353.12	5,610.77	27.44% #
ATHEX Select Index Plus	4,652.35 #	4,631.80	20.55	0.44%	4,613.73	4,657.43	3,071.06	4,657.43	51.49% #
ATHEX Select Index	6,771.19 #	6,721.97	49.22	0.73%	6,685.45	6,771.19	4,343.88	6,771.19	55.88% #
FTSE/Athex Market Index	773.79 #	769.62	4.17	0.54%	768.92	774.91	539.21	774.91	43.47% #
Athex Composite Index Total Return Index	2,415.50 #	2,403.93	11.57	0.48%	2,402.02	2,419.44	1,641.17	2,419.44	47.18% #
FTSE/Athex Large Cap Total Return	5,320.77 #	5,290.52	30.25	0.57%			3,623.42	5,320.77	47.76% #
FTSE/Athex Mid Cap Total Return	2,947.78 #	2,909.77	38.01	1.31%			1,881.61	2,947.78	58.68% #
Hellenic Mid & Small Cap Index	1,970.41 #	1,961.60	8.81	0.45%	1,959.74	1,972.14	1,365.14	1,972.14	44.34% #
FTSE/Athex Banks	1,101.73 #	1,095.28	6.45	0.59%	1,090.06	1,105.13	640.09	1,106.14	71.99% #
FTSE/Athex Financial Services	1,494.79 #	1,470.08	24.71	1.68%	1,460.20	1,514.55	672.72	1,514.55	118.09% #
FTSE/Athex Industrial Goods & Services	8,218.58 #	8,091.99	126.59	1.56%	8,091.99	8,219.83	4,603.86	8,219.83	77.18% #
FTSE/Athex Retail	1,345.21 €	1,345.78	-0.57	-0.04%	1,337.52	1,359.42	901.21	1,359.42	49.27% #
FTSE/ATHEX Real Estate	4,708.59 €	4,734.81	-26.22	-0.55%	4,708.40	4,740.62	3,750.22	4,816.41	15.60% #
FTSE/Athex Consumer Goods & Services	15,684.80 #	15,520.78	164.02	1.06%	15,520.78	15,798.70	8,974.47	15,933.11	71.27% #
FTSE/Athex Food & Beverage	10,110.65 €	10,217.95	-107.30	-1.05%	10,100.04	10,262.92	8,101.49	11,188.59	19.42% #
FTSE/Athex Basic Resources	9,352.63 #	9,296.89	55.74	0.60%	9,270.35	9,399.01	6,463.31	9,481.05	44.12% #
FTSE/Athex Construction & Materials	4,727.03 €	4,728.26	-1.23	-0.03%	4,683.31	4,742.79	3,204.90	4,743.22	47.49% #
FTSE/Athex Energy	5,299.51 #	5,250.62	48.89	0.93%	5,250.62	5,334.83	4,780.16	5,856.79	5.36% #
FTSE/Athex Travel & Leisure	3,015.60 #	2,984.18	31.42	1.05%	2,953.38	3,015.60	2,196.17	3,015.60	36.01% #
FTSE/Athex Technology	2,947.51 #	2,922.50	25.01	0.86%	2,916.43	2,950.65	2,047.81	2,950.65	43.48% #
FTSE/Athex Telecommunications	4,101.10 #	4,084.61	16.49	0.40%	4,084.61	4,168.24	3,511.53	4,415.99	0.72% #
FTSE/Athex Utilities	6,046.85 #	5,989.44	57.41	0.96%	5,976.09	6,059.11	4,598.77	6,158.52	31.49% #
FTSE/Athex Health Care	466.32 €	466.65	-0.33	-0.07%	456.53	472.27	387.42	474.20	11.32% #
FTSE/Athex Personal Products	7,629.41 #	7,582.46	46.95	0.62%	7,582.46	7,779.65	6,441.87	7,958.05	15.49% #
Athex All Share Index	312.48 #	311.21	1.27	0.41%	312.48	312.48	231.11	312.48	35.72% #
MSCI GREECE REBASED	5,185.08 #	5,135.32	49.76	0.97%	5,135.32	5,188.48	4,125.04	5,188.48	--- -
Hellenic Corporate Bond Index	124.36 #	124.31	0.05	0.04%			118.78	124.36	4.51% #
Hellenic Corporate Bond Price Index	88.33 #	88.30	0.03	0.03%			85.96	88.53	2.44% #

Note 1: FTSE/Med 100, Hellenic Corporate Bond Price Index and Hellenic Corporate Bond Index closing prices refer to the previous trading day of 18/07/2023.

Note 2: The Hellenic Mid & Small Cap Index is a Customized index calculated by the Athens Exchange.

## Analytic Figures for Athex Market's Boards and Categories

	Total Traded Securities	Main Market	Surveillance	Exchange Traded Funds (ETFs)
Totals	125	111	13	1
Gain / Lose / Same:	60 / 36 / 29	53 / 35 / 23	6 / 1 / 6	1 / 0 / 0
Athex Capitalisation (mill. €) **	89,323.70	88,921.62	402.07	
Daily Average Trans/ons Value(thou.€)	107,499.91	107,245.14	246.21	55.17
Transactions Value	78,306.22	78,070.44	221.70	14.08
Main Board:	74,203.04	73,967.27	221.70	14.08
Blocks Board 6_2_3:	4,103.18	4,103.18	0.00	0.00
Forced Sales Board:	0.00	0.00	0.00	0.00
Special Terms Board:	0.00	0.00	0.00	0.00
Daily Average Transactions Volume	37,684,475	36,660,473	1,029,146	1,947
Transactions Volume	22,549,508	22,073,506	475,569	433
Main Board:	20,600,306	20,124,304	475,569	433
Blocks Board 6_2_3:	1,949,202	1,949,202	0	0
Forced Sales Board:	0	0	0	0
Special Terms Board:	0	0	0	0
Daily Average Number of Trades	36,097	35,866	229	3
Number of Trades	34,247	34,072	169	6
Main Board:	34,239	34,064	169	6
Blocks Board 6_2_3:	8	8	0	0
Forced Sales Board:	0	0	0	0
Special Terms Board:	0	0	0	0

## Trading Details by Athex Sectors and Financial Instruments (ETFs)

Code	Sectors	Gain / Lose / Same	Number of Trades	Transactions Volume	Transactions Value	% of Total Trans. Value
3010	- Banks	4 / 2 / 0	8,143	11,053,173	25,148,707.56	32.12%
5510	- Basic Resources	10 / 4 / 2	1,710	753,995	1,842,129.04	2.35%
5010	- Construction & Materials	2 / 6 / 7	3,828	1,937,398	6,148,648.36	7.85%
4020	- Consumer Products & Services	7 / 0 / 2	1,753	680,973	4,638,261.00	5.92%
6010	- Energy	1 / 2 / 1	1,832	148,123	2,040,356.42	2.61%
12000	- Financial Instruments	1 / 0 / 0	6	433	14,078.34	0.02%
3020	- Financial Services	3 / 1 / 0	640	161,258	976,329.93	1.25%
4510	- Food Beverage & Tobacco	2 / 3 / 0	249	54,238	848,029.68	1.08%
2010	- Health Care	1 / 1 / 1	208	197,466	166,033.56	0.21%
5020	- Industrial Goods & Services	9 / 5 / 4	3,775	777,485	10,319,075.10	13.18%
3030	- Insurance	1 / 0 / 0	181	58,000	277,901.82	0.35%
4030	- Media	0 / 0 / 0	---	---	---	---
4520	- Personal Care, Drug & Grocery Stores	1 / 0 / 2	449	2,828,233	2,161,879.15	2.76%
3510	- Real Estate	1 / 5 / 4	770	282,625	1,058,509.23	1.35%
4040	- Retail	3 / 2 / 1	238	63,721	218,828.50	0.28%
1010	- Technology	6 / 2 / 2	1,044	354,013	1,198,059.49	1.53%
1510	- Telecommunications	1 / 1 / 0	1,894	351,318	5,171,039.09	6.60%
4050	- Travel & Leisure	2 / 2 / 3	2,619	721,933	6,232,271.16	7.96%
6510	- Utilities	5 / 0 / 0	4,908	2,125,123	9,846,081.21	12.57%

## Top 10 best &amp; worst performing Shares

## Main Market

With positive Price change	Closing price	change	With negative Price change	Closing price	change
HAIDEMENOS SA (CR)	0.71	14.52% #	TZIRAKIAN PROFIL (CR)	2.27	-3.40% €
KORDELLOS BROS SA (CR)	0.7	7.69% #	EKTER SA (CR)	2.16	-2.70% €
ADMIE (IPTO) HOLDING S.A. (CR)	2.42	6.61% #	ALUMIL (CR)	3.13	-2.19% €
TECHNICAL OLYMPIC SA (CR)	2.88	6.27% #	AVAX S.A. (CR)	1.696	-2.08% €
SIDMA STEEL (CR)	2.84	5.58% #	MOUZAKIS (CR)	0.72	-2.04% €
ENTERSOFT (CR)	5.72	5.53% #	PREMIA (CR)	1.364	-1.87% €
CENTRIC HOLDINGS (CR)	0.358	3.77% #	BRIQ PROPERTIES (CR)	1.965	-1.75% €
MEDICON S.A (CR)	3.59	2.57% #	ELINOIL S.A. (CR)	2.67	-1.48% €
PAIRIS SA (CR)	1.33	2.31% #	INTERWOOD-XYLEMPORIA (CR)	0.308	-1.28% €
ELTON SA (CR)	2.75	2.23% #	QUEST HOLDINGS (CR)	6.4	-1.24% €
With the highest Transactions Value	Value (thou. €)	change	With the highest Transactions Volume	Volume	change
MYTILINEOS (CR)	7,820.44	1.74% #	EUROBANK HOLDINGS (CR)	4,505,246	0.34% #
EUROBANK HOLDINGS (CR)	7,367.02	0.34% #	ALPHA SERVICES HOLD (CR)	3,906,442	0.65% #
PIRAEUS FINANCIAL HOLD (CR)	6,497.25	-0.29% €	ELGEKA SA (CR)	2,748,989	0.00% -
ALPHA SERVICES HOLD (CR)	6,356.70	0.65% #	PIRAEUS FINANCIAL HOLD (CR)	1,864,709	-0.29% €
OTE (CR)	5,158.69	0.41% #	ADMIE (IPTO) HOLDING S.A. (CR)	1,634,377	6.61% #
NATIONAL BANK (CR)	4,864.98	1.45% #	INTRAKAT (CR)	887,239	0.00% -
OPAP (CR)	4,841.53	1.35% #	NATIONAL BANK (CR)	772,694	1.45% #
ADMIE (IPTO) HOLDING S.A. (CR)	3,874.88	6.61% #	OTE (CR)	349,915	0.41% #
JUMBO SA (CR)	3,661.55	1.08% #	AVAX S.A. (CR)	311,676	-2.08% €
PPC (CR)	3,166.87	0.37% #	OPAP (CR)	295,634	1.35% #

Note: Stocks that are not included in the "Under Supervision" category, and the transactions value is more than 10,000 €.

## Derivatives Summary

	Number of Trades	Volume	Open Interest
<b>Index Futures</b>	<b>235</b>	<b>1,438</b>	<b>7,026</b>
FTSE/Athex Banks	1	20	1,354
FTSE/Athex Large Cap	234	1,418	4,979
MSCI GREECE REBASED	0	0	693
<b>Stock Futures</b>	<b>1,564</b>	<b>18,068</b>	<b>534,984</b>
ADMIE (IPTO) HOLDING S.A. (CR)	233	1,910	16,706
AEGEAN AIRLINES (CR)	19	110	5,223
ALPHA SERVICES HOLD (CR)	216	8,639	260,152
AUTOHELLAS SA (CR)	3	6	93
AVAX S.A. (CR)	17	31	1,360
CC HBC AG (CR)	7	11	1,331
CENERGY HOLDINGS (CB)	52	240	7,139
ELLAKTOR (CR)	16	107	1,210
ELVALHALCOR (CR)	10	36	2,026
EUROBANK HOLDINGS (CR)	39	994	39,023
EYDAP S.A. (CR)	35	128	1,201
FOURLIS (CR)	3	14	924
GEK TERNA (CR)	25	107	7,495
HELLENIC EXCHANGES-A.S.E. (CR)	57	269	10,426
HELLENIQ ENERGY (CR)	16	64	1,151
INTRACOM HOLDINGS (CR)	18	55	3,776
INTRAKAT (CR)	82	349	8,933
JUMBO SA (CR)	3	3	173
LAMDA DEVELOPMENT SA (CR)	5	32	6,423
MIG (CR)	0	0	64
MOTOR OIL (CR)	11	23	1,827
MYTILINEOS (CR)	115	510	3,641
NATIONAL BANK (CR)	112	614	16,570
OPAP (CR)	49	482	2,649
OTE (CR)	57	213	12,243
P.P.A. S.A. (CR)	0	0	321
PIRAEUS FINANCIAL HOLD (CR)	146	2,222	74,450
PPC (CR)	135	695	29,077
QUEST HOLDINGS (CR)	0	0	150
TERNA ENERGY (CR)	47	123	12,052
TITAN CEMENT (CB)	3	6	775
VIOHALCO SA/NV (CB)	33	75	6,400
<b>Index Options</b>	<b>13</b>	<b>100</b>	<b>3,263</b>
FTSE/Athex Large Cap	13	100	3,263
<b>Stock Options</b>	<b>7</b>	<b>135</b>	<b>924</b>
ALPHA SERVICES HOLD (CR)	0	0	15
NATIONAL BANK (CR)	1	3	293
OPAP (CR)	2	10	156
OTE (CR)	1	2	78
PIRAEUS FINANCIAL HOLD (CR)	2	110	154
PPC (CR)	1	10	228
<b>Total Derivatives Traded</b>	<b>1,819</b>	<b>19,741</b>	<b>546,197</b>











## Shares' Notes

Code	Note text
( )	- Adjusted dividends.
*	- Last adjusted closing price.
[1]	- Net dividends.
[2]	- The "Date of Last Coupon" for New listings refers to the date company's stocks started to trade in Athex
[3]	- The Company Market Value is referred to the number of outstanding shares
[4]	- Sectors codification can be found in Appendix A
[5]	- The Market Value refers to the total number of shares listed (including their several classes) in the exchange by the company.
[6]	- P/E greater than 100
[7]	- Last view of the Order Book before the end of the trading session
[8]	- All Blocks Methods' Transactions Value are included.
4750	- Transfer to the Under Surveillance Category from 8/4/2011.
4955	- Transfer to the Surveillance Category as from 5/4/2013.
4957	- Transfer to the Surveillance Category as from 5/4/2013.
4958	- Transfer to the Surveillance Category as from 5/4/2013.
4959	- Transfer to the Surveillance Category as from 5/4/2013.
5093	- Transfer to the Surveillance Category as of 8/4/2015.
5141	- Transfer to the Surveillance Category as of 10/05/2017.
5160	- Transfer to the Surveillance Category as of 15/04/2016.
5165	- Transfer to the Surveillance Category as of 15/02/2018.
5179	- Suspension of trading as of 25/05/2018.
5193	- Transfer to the Surveillance Category as of 25/10/2018.
5197	- Transfer to the Surveillance Category as of 07/11/2018.
5216	- Suspension of trading as of 01/10/2019.
5232	- Transfer to the Under Surveillance Category from 08/04/2011.
5233	- Suspension of trading as of 13/05/2020.
5248	- Transfer to the Surveillance Category as of 06/09/20116.
5253	- Transfer to the Surveillance Category as of 14/5/2021.
5275	- Transfer to the Surveillance Category as of 09/07/2020.
5277	- Suspension of trading as of 02/05/2023.
5278	- Suspension of trading as of 03/05/2023.

### Securities Blocks Details

Securities	Block Volume	Price	Block Trade Value	Time of approval	Note
JUMBO SA (CR)	9,835	28.22	277,543.70	10:46:20	20
OPAP (CR)	19,367	16.38	317,231.46	11:08:28	20
EUROBANK HOLDINGS (CR)	200,000	1.64	328,700.00	11:33:56	20
EUROBANK HOLDINGS (CR)	200,000	1.64	328,100.00	11:41:31	20
EUROBANK HOLDINGS (CR)	1,000,000	1.63	1,632,000.00	11:47:42	20
AEGEAN AIRLINES (CR)	10,000	12.60	126,000.00	12:22:14	20
JUMBO SA (CR)	10,000	27.96	279,600.00	13:31:45	20
ALPHA SERVICES HOLD (CR)	500,000	1.63	814,000.00	16:57:22	20

### Blocks Notes

- 9 - Method 6-1 / Special Fees
- 10 - Method 6-1 / Special Fees, SDS
- 14 - Method 6-3 / Settlement, Incomplete Buy and Sell
- 18 - Method 6-2 / SPOT 1
- 19 - Method 6-2 / SPOT 2
- 20 - Method 6-1 and Method 6-1 Same Day Settlement
- 21 - Other Pre-agreed

**Shares Rights Details**

Occured date	Exercise from	Exercise until	Trading until	Rights	Price min	Price max	Closing price	Last Bid	Last Ask	Volume	Trades	Transactions Value
--------------	---------------	----------------	---------------	--------	-----------	-----------	---------------	----------	----------	--------	--------	--------------------

No Rights Transactions.

---

**Forced Sales Details**

---

Securities	Category of Security	Transactions Volume	Number of Trades	Transactions Value	Note
------------	----------------------	------------------------	---------------------	-----------------------	------

---

No Forced Transactions.

---

---

**Forced Sales Notes**

---

- 1 - Compulsory Public Forced Sales
- 2 - Forced Sales of Fixed Registered Shares
- 3 - Forced Sales of Remaining Fractional Shares



## Exchange Traded Funds (ETFs) Characteristics

	Transactions Date (T)	Creation / Redemption	Units (T-1)	New Units (T-1)	Redemption Units (T-1)	Units (T) [1]	Fund Assets [2]	Net Unit Price	Dividend per Unit	Dividend Date
#Error										

## ETFs Notes

No data for ETFs.

[2] - The Creation / Redemption Units of T-1 are included.

## Non Convertible Corporate Bonds - Regulated Market

Num Listed Bonds	Nominal price	Issue price	Today's Rate	Exp. Date	Duration (years)	Note	Coupon		Trading Unit	Corporate Bonds	Accrued Int.	Yield.T.Mat	Price min	Price max	Closing price	Previous closing price/date	Volume	Transactions Value	Last order		ear min	Year max		
							Common	Preferred											Price	Buy / Sell			Date	
100,000	1,000.00	1,000.00	2.95	11/02/2027	5	---	3	---	1	SAFE BULKERS PARTICIPATIONS PLC (Non Convertible)	13.1931	4.7450	---	---	---	93.8310	18/07/2023	---	93.0000	B	20/07/2023	89.9269	97.0000	
320,000	1,000.00	1,000.00	3.40	21/07/2027	7	---	6	---	1	LAMDA DEVELOPMENT S.A. (Non Convertible)	---	4.8400	93.0001	93.7500	93.4165	93.7000	19/07/2023	260,000	242,690.47	93.0101	B	20/07/2023	91.4001	95.5000
200,000	1,000.00	1,000.00	2.10	27/10/2027	7	---	6	---	1	O.P.A.P. S.A. (Non Convertible)	5.1333	3.8290	92.7400	92.9900	92.7487	92.6690	19/07/2023	86,000	80,207.77	92.5000	B	20/07/2023	91.3710	95.4000
200,000	1,000.00	1,000.00	1.90	23/03/2028	7	---	5	---	1	MOTOR OIL CORINTH REFINERIES SA (Non Convertible)	6.4917	3.8090	91.5500	91.7000	91.6447	91.8000	19/07/2023	19,000	17,535.84	91.5100	B	20/07/2023	87.5500	92.6000
100,000	1,000.00	1,000.00	2.70	25/05/2026	5	---	5	---	1	COSTAMARE PARTICIPATIONS PLC (Non Convertible)	4.5000	3.8780	96.0000	96.3500	96.3450	96.5000	19/07/2023	47,000	45,387.45	96.1500	B	20/07/2023	92.1400	97.0000
300,000	1,000.00	1,000.00	2.30	20/07/2028	7	---	5	---	1	PRODEA REIC S.A.(Non Convertible)	0.2556	5.6370	85.6000	85.8000	85.7961	85.6670	19/07/2023	473,000	405,746.18	85.7500	B	20/07/2023	82.0100	86.2000
150,000	1,000.00	1,000.00	2.65	22/10/2026	5	---	4	---	1	CPLP SHIPPING HOLDINGS PLC (Non Convertible)	6.6986	4.5570	93.5000	93.9900	93.9083	93.9900	19/07/2023	12,000	11,349.38	93.5000	B	20/07/2023	92.5500	96.0000
250,000	1,000.00	1,000.00	2.45	16/11/2028	7	---	4	---	1	ELVALHALCOR S.A. (Non Convertible)	4.6958	4.5300	90.1000	90.5500	90.1500	90.1390	19/07/2023	149,000	135,390.78	87.5001	B	20/07/2023	85.6375	91.0000
500,000	1,000.00	1,000.00	2.75	03/07/2027	7	---	7	---	1	GEK TERNA S.A. (Non Convertible)	1.6042	4.5450	92.3500	92.9999	92.6000	92.5000	19/07/2023	59,000	54,726.58	92.3000	B	20/07/2023	86.8000	94.4535
300,000	1,000.00	1,000.00	2.30	14/12/2028	7	---	4	---	1	GEK TERNA S.A. (Non Convertible)	2.5556	4.7950	88.3900	88.3900	88.3900	88.3300	19/07/2023	1,000	886.46	87.8001	B	20/07/2023	82.1339	90.3500
120,000	1,000.00	1,000.00	3.95	04/04/2025	7	---	11	---	1	GEK TERNA S.A. (Non Convertible)	12.1792	3.5620	99.4000	99.4000	99.4000	99.3510	19/07/2023	2,000	2,012.36	99.1000	B	20/07/2023	97.5523	100.5000
230,000	1,000.00	1,000.00	4.70	12/07/2029	7	---	3	---	1	LAMDA DEVELOPMENT S.A. (Non convertible)	1.5667	4.5320	99.3000	99.8000	99.7500	99.6430	19/07/2023	94,000	93,836.74	99.2801	B	20/07/2023	94.9889	101.0000
100,000	1,000.00	1,000.00	4.40	26/07/2029	7	---	2	---	1	CPLP SHIPPING HOLDINGS PLC (Non Convertible)	21.8778	4.4140	99.0000	99.0000	99.0000	99.4200	19/07/2023	1,000	1,011.88	98.7500	B	20/07/2023	97.2369	100.8000
200,000	1,000.00	1,000.00	3.60	12/03/2026	7	---	9	---	1	AEGEAN AIRLINES S.A. (Non Convertible)	13.3000	3.7070	98.3000	98.3000	98.3000	98.3000	19/07/2023	13,000	12,951.90	98.0000	B	20/07/2023	95.6301	98.9000
150,000	1,000.00	1,000.00	2.60	22/10/2026	7	---	8	---	1	TERNA ENERGY FINANCE S.A. (Non Convertible)	6.5722	4.5020	93.1250	93.9900	93.2487	94.0570	19/07/2023	35,000	32,867.06	93.1500	B	20/07/2023	92.5000	95.7400
100,000	1,000.00	1,000.00	2.80	25/01/2027	5	---	3	---	1	PREMIA S.A. (Non Convertible)	14.0000	4.8300	93.1995	93.1996	93.1996	92.8500	19/07/2023	22,000	20,811.91	92.0011	B	20/07/2023	87.6862	95.9899
175,000	1,000.00	1,000.00	3.40	26/07/2024	5	---	8	---	1	ATTICA HOLDINGS S.A. (Non Convertible)	16.9056	3.8290	99.0500	99.0500	99.0500	99.0570	19/07/2023	79,000	79,585.04	98.5000	B	20/07/2023	96.6179	99.4500
500,000	1,000.00	1,000.00	4.00	10/07/2030	7	---	1	---	1	MYTILINEOS S.A. (Non Convertible)	1.5556	4.0000	99.9201	100.0000	99.9744	99.9450	19/07/2023	198,000	198,257.38	99.9700	B	20/07/2023	99.8000	100.0700

## Corporate Bonds Notes

Transactions Volume = (Pieces) \* (Nominal Price). Transactions Value = (Pieces) \* (Nominal Price) \* (price %) + (Accrued interest).

The price of a Bond is stated as a percentage (%) of Bond's Nominal Price.

Nominal Price in Euros (€), except if it is noted differently.

## Non Convertible Corporate Bonds - Regulated Market

Num Listed Bonds	Nominal price	Issue price	Today's Rate	Exp. Date	Duration (years)	Note	Coupon		Trading Unit	Corporate Bonds	Accrued Int.	Yield.T.Mat	Price min	Price max	Closing price	Previous closing price/date	Volume	Transactions Value	Last order			ear min	Year max
							Common	Preferred											Price	Buy / Sell	Date		
120,000	1,000.00	1,000.00	2.65	06/12/2028	7	---	4	---	1	NOVAL PROPERTY REIC (Non Convertible)	3.5333	5.1280	88.4500	88.5000	88.4778	88.4430 19/07/2023	64,000	56,853.13	87.7000	B	20/07/2023	84.3700	90.8700

## Corporate Bonds Notes

Transactions Volume = (Pieces) \* (Nominal Price). Transactions Value = (Pieces) \* (Nominal Price) \* (price %) + (Accrued interest).

The price of a Bond is stated as a percentage (%) of Bond's Nominal Price.

Nominal Price in Euros (€), except if it is noted differently.

## Government Bonds

Number Listed Bonds	Nominal price	Today's Rate	Accrued Interest Calc	Exp. Date [1]	Duration (years)	Note	Coupons Date	Curr. coupon value	Trading Unit	Government Bonds	Price min	Price max	Closing price	Previous closing price/date	Volume	Transactions Value	Price	Last order Buy / Sell	Date
4,500,000	1,000.00	1.88	Actual/Actual	04/02/2035	15	---	04/02	1.88	1	GGB-FXD-040235-15Y-1.875-1.000	---	---	---	---	---	---	---	---	---
2,500,000	1,000.00	3.45	Actual/Actual	02/04/2024	5	---	02/04	3.45	1	GGB-FXD-020424-05Y-3.450-1.000	---	---	---	---	---	---	---	---	---
6,000,000	1,000.00	0.75	Actual/Actual	18/06/2031	10	---	18/06	0.75	1	GGB-FXD-180631-10Y-0.750-1.000	---	---	---	---	---	---	---	---	---
2,500,000	1,000.00	3.88	Actual/Actual	15/06/2028	5	---	15/06	3.88	1	GGB-FXD-150628-05Y-3.875-1.000	---	---	---	---	---	---	---	---	---
5,962,747,327	1.00	3.75	Actual/Actual	30/01/2028	10	---	/02 - 01/02 - 31/	3.75	1	GGB-FXD-300128-10Y-3.750-1.000	---	---	---	85.4610 13/07/2018	---	---	1.0000	B	28/11/2018
7,067,309,386	1.00	3.90	Actual/Actual	30/01/2033	15	---	/02 - 01/02 - 31/	3.90	1	GGB-FXD-300133-15Y-3.900-1.000	---	---	---	78.6730 13/07/2018	---	---	1.0000	B	28/11/2018
5,622,848,349	1.00	4.00	Actual/Actual	30/01/2037	19	---	/02 - 01/02 - 31/	4.00	1	GGB-FXD-300137-19Y-4.000-1.000	---	---	---	77.0370 13/07/2018	---	---	1.0000	B	28/11/2018
5,476,770,669	1.00	4.20	Actual/Actual	30/01/2042	24	---	/02 - 01/02 - 31/	4.20	1	GGB-FXD-300142-24Y-4.200-1.000	---	---	---	77.7640 13/07/2018	---	---	1.0000	B	28/11/2018
48,794,718	1.00	4.30	Actual/Actual	24/02/2024	12	---	24/02	4.30	1	GGB-FXD-240224-12Y-2.000-1.000	---	---	---	10.0000 22/06/2015	---	---	---	---	---
40,248,141	1.00	4.30	Actual/Actual	24/02/2025	13	---	24/02	4.30	1	GGB-FXD-240225-13Y-2.000-1.000	---	---	---	10.0000 22/06/2015	---	---	---	---	---
59,586,043	1.00	4.30	Actual/Actual	24/02/2026	14	---	24/02	4.30	1	GGB-FXD-240226-14Y-2.000-1.000	---	---	---	10.0000 22/06/2015	---	---	---	---	---
41,118,344	1.00	4.30	Actual/Actual	24/02/2027	15	---	24/02	4.30	1	GGB-FXD-240227-15Y-2.000-1.000	---	---	---	10.0000 22/06/2015	---	---	---	---	---
45,137,734	1.00	4.30	Actual/Actual	24/02/2028	16	---	24/02	4.30	1	GGB-FXD-240228-16Y-2.000-1.000	---	---	---	10.0000 22/06/2015	---	---	---	---	---
61,768,888	1.00	4.30	Actual/Actual	24/02/2029	17	---	24/02	4.30	1	GGB-FXD-240229-17Y-2.000-1.000	---	---	---	10.0000 22/06/2015	---	---	---	---	---
54,567,744	1.00	4.30	Actual/Actual	24/02/2030	18	---	24/02	4.30	1	GGB-FXD-240230-18Y-2.000-1.000	---	---	---	10.0000 22/06/2015	---	---	---	---	---
37,541,515	1.00	4.30	Actual/Actual	24/02/2031	19	---	24/02	4.30	1	GGB-FXD-240231-19Y-2.000-1.000	---	---	---	10.0000 22/06/2015	---	---	---	---	---
37,558,317	1.00	4.30	Actual/Actual	24/02/2032	20	---	24/02	4.30	1	GGB-FXD-240232-20Y-2.000-1.000	---	---	---	10.0000 22/06/2015	---	---	---	---	---
37,473,732	1.00	4.30	Actual/Actual	24/02/2033	21	---	24/02	4.30	1	GGB-FXD-240233-21Y-2.000-1.000	---	---	---	10.0000 22/06/2015	---	---	---	---	---
33,888,293	1.00	4.30	Actual/Actual	24/02/2034	22	---	24/02	4.30	1	GGB-FXD-240234-22Y-2.000-1.000	---	---	---	10.0000 22/06/2015	---	---	---	---	---
35,177,800	1.00	4.30	Actual/Actual	24/02/2035	23	---	24/02	4.30	1	GGB-FXD-240235-23Y-2.000-1.000	---	---	---	10.0000 22/06/2015	---	---	---	---	---
35,547,268	1.00	4.30	Actual/Actual	24/02/2036	24	---	24/02	4.30	1	GGB-FXD-240236-24Y-2.000-1.000	---	---	---	10.0000 22/06/2015	---	---	---	---	---
40,246,306	1.00	4.30	Actual/Actual	24/02/2037	25	---	24/02	4.30	1	GGB-FXD-240237-25Y-2.000-1.000	---	---	---	10.0000 22/06/2015	---	---	---	---	---
37,643,952	1.00	4.30	Actual/Actual	24/02/2038	26	---	24/02	4.30	1	GGB-FXD-240238-26Y-2.000-1.000	---	---	---	10.0000 22/06/2015	---	---	---	---	---
36,977,100	1.00	4.30	Actual/Actual	24/02/2039	27	---	24/02	4.30	1	GGB-FXD-240239-27Y-2.000-1.000	---	---	---	10.0000 22/06/2015	---	---	---	---	---
41,615,000	1.00	4.30	Actual/Actual	24/02/2040	28	---	24/02	4.30	1	GGB-FXD-240240-28Y-2.000-1.000	---	---	---	10.0000 22/06/2015	---	---	---	---	---
42,227,208	1.00	4.30	Actual/Actual	24/02/2041	29	---	24/02	4.30	1	GGB-FXD-240241-29Y-2.000-1.000	---	---	---	10.0000 22/06/2015	---	---	---	---	---
68,288,487	1.00	4.30	Actual/Actual	24/02/2042	30	---	24/02	4.30	1	GGB-FXD-240242-30Y-2.000-1.000	---	---	---	10.0000 22/06/2015	---	---	---	---	---
4,000,000	1,000.00	3.88	Actual/Actual	12/03/2029	10	---	12/03	3.88	1	GGB-FXD-120329-10Y-3.875-1.000	---	---	---	---	---	---	100.0000	B	15/10/2019
4,500,000	1,000.00	0.00	Actual/Actual	12/02/2026	5	---	12/02	0.00	1	GGB-FXD-120226-05Y-0.000-1.000	---	---	---	---	---	---	---	---	---
3,000,000	1,000.00	3.38	Actual/Actual	15/02/2025	7	---	15/02	3.38	1	GGB-FXD-150225-07Y-3.375-1.000	---	---	---	---	---	---	---	---	---
964,000	1,000.00	3.25	Actual/Actual	20/03/2025	6	---	20/03	3.25	1	GGB-FXD-200325-06Y-3.250-1.000	---	---	---	---	---	---	---	---	---
2,100,000	1,000.00	3.55	Actual/Actual	20/03/2026	7	---	20/03	3.55	1	GGB-FXD-200326-07Y-3.550-1.000	---	---	---	---	---	---	---	---	---
40,000	1,000.00	2.18	FLR Actual/360	16/09/2023	1	---	16/03 - 16/09	---	1	GGB-FLT-160923-01Y-2.178-1.000	---	---	---	---	---	---	---	---	---
5,500,000	1,000.00	1.50	Actual/Actual	18/06/2030	10	---	18/06	1.50	1	GGB-FXD-180630-10Y-1.500-1.000	---	---	---	---	---	---	---	---	---

## Government Bonds Notes

Transactions Volume = (Pieces) \* (Nominal Price). Transactions Value = (Pieces) \* (Nominal Price) \* (price %) + (Accrued interest).

The Value of current coupon for the issues with NV 0.01 euro refers to NV 100 euros

FLR: Floating Interest Rate.

[1] - The Expiration Date of the interest bearing period and the Date for coupon payment.

## Government Bonds

Number Listed Bonds	Nominal price	Today's Rate	Accrued Interest Calc	Exp. Date [1]	Duration (years)	Note	Coupons Date	Curr. coupon value	Trading Unit	Government Bonds	Price min	Price max	Closing price	Previous closing price/date	Volume	Transactions Value	Price	Last order Buy / Sell	Date
3,500,000	1,000.00	4.38	Actual/Actual	18/07/2038	15	---	18/07	4.38	1	GGB-FXD-180738-15Y-4.375-1.000	---	---	---	---	---	---	---	---	---
5,364,250	1,000.00	3.25	Actual/Actual	20/03/2050	30	---	20/03	3.25	1	GGB-FXD-200350-30Y-3.250-1.000	---	---	---	---	---	---	---	---	---
3,924,361	1,000.00	2.00	Actual/Actual	22/04/2027	7	---	22/04	2.00	1	GGB-FXD-220427-07Y-2.000-1.000	---	---	---	---	---	---	99.9000	B	22/04/2020
2,500,000	1,000.00	1.88	Actual/Actual	23/07/2026	7	---	23/07	1.88	1	GGB-FXD-230726-07Y-1.875-1.000	---	---	---	---	---	---	---	---	---
4,050,000	1,000.00	4.25	Actual/Actual	15/06/2033	10	---	15/06	4.25	1	GGB-FXD-150633-10Y-4.250-1.000	---	---	---	---	---	---	---	---	---
3,500,000	1,000.00	1.88	Actual/Actual	24/01/2052	30	---	24/01	1.88	1	GGB-FXD-240152-30Y-1.875-1.000	---	---	---	---	---	---	---	---	---
3,700,000	1,000.00	1.75	Actual/Actual	18/06/2032	10	---	18/06	1.75	1	GGB-FXD-180632-10Y-1.750-1.000	---	---	---	---	---	---	---	---	---
2,200,000	1,000.00	1.13	FLR Actual/360	15/12/2027	5	---	- 15/12 - 15/03 -	---	1	GGB-FLT-151227-05Y-1.130-1.000	---	---	---	---	---	---	102.1600	B	30/12/2022

## Government Bonds Notes

Transactions Volume = (Pieces) \* (Nominal Price). Transactions Value = (Pieces) \* (Nominal Price) \* (price %) + (Accrued interest).

The Value of current coupon for the issues with NV 0.01 euro refers to NV 100 euros

FLR: Floating Interest Rate.

[1] - The Expiration Date of the interest bearing period and the Date for coupon payment.

Treasury Bills & Zero Coupon Government Bonds

Issue Date	13-Week Maturity									26-Week Maturity									52-Week Maturity								
	Exp. Date	Initial Rate	Num Listed Bonds	Nominal price	Issue price	Last Trade Price	Last Trade Date	Volume Traded	Note	Exp. Date	Initial Rate	Num Listed Bonds	Nominal price	Issue price	Last Trade Price	Last Trade Date	Volume Traded	Note	Exp. Date	Initial Rate	Num Listed Bonds	Nominal price	Issue price	Last Trade Price	Last Trade Date	Volume Traded	Note
09/09/2022	---	---	---	---	---	---	---	---	---	---	---	---	---	---	---	---	---	---	08/09/2023	1.97	1,000,000	1,000.00	980.47	---	---	---	---
09/12/2022	---	---	---	---	---	---	---	---	---	---	---	---	---	---	---	---	---	---	08/12/2023	2.73	600,000	1,000.00	973.10	---	---	---	---
10/03/2023	---	---	---	---	---	---	---	---	---	---	---	---	---	---	---	---	---	---	08/03/2024	3.75	1,000,000	1,000.00	963.46	---	---	---	---
09/06/2023	---	---	---	---	---	---	---	---	---	---	---	---	---	---	---	---	---	---	07/06/2024	3.84	1,600,000	1,000.00	962.60	---	---	---	---

Bonds in Circulation	Currency / Min nominal traded Value	Coupons Payment Date	Current Coupon Value	Note	Coupon	Trading Unit	Issue Date	Duration (years)	Today's Interest	A.I.C in days	Bonds	Last price of previous days		Last Outcry in Cash (euro)		Trades in Pieces	Life min	Life Max	
												Price	Buy / Sell	Price	Buy / Sell				
<b>Corporate Bonds in Foreign Currency and Euro</b>																			
103,746	GBP / 10	01/12	0.25	---	64	1	01/12/1930	98	2.5	360	National Mortgage Bank	2.27	05/02/1996	2.27	S	05/02/1996	---	2.27	2.27
0	GBP / 10	01/12	0.25	---	66	1	01/12/1928	100	2.5	360	National Mortgage Bank	---	---	---	---	---	---	---	---

## Government Bonds Notes

A.I.C: Accrued Interest Calculation base.

FLR: Floating Interest Rate.

The minimum tradeable Nominal Value for all Demeterialised Government Titles is 100 Euros.

(μφρ-0)

## Athex &amp; ATHEXClear Members List

Member Name				Stock Market			Derivatives Market		ATHEXClear Member	
	Address	Phone	Fax	Market Member	Remote Member	Market Maker	Proprietary	Market Maker	General Clearing	Direct Clearing
A. SARRIS SECURITIES S.A.				a						
6, ΔΡΑΓΑΤΣΑΝΙΟΥ 6 ΑΘΗΝΑ	2103367700									
AEONIC SECURITIES C.I.F. P.L.C.				a						
, ΛΑΪΟΥ 6, ΓΡ. 301B, ANNA COURT	35725337600									
ALPHA BANK S.A.									a	
, ΣΤΑΔΙΟΥ 40 ΑΘΗΝΑ	2103260000									
ALPHA FINANCE INVESTMENT SERVICES SINGLE MEMBER SA				a		a	a	a		a
5, ΠΑΝΕΠΙΣΤΗΜΙΟΥ 45 ΑΘΗΝΑ	2103677400									
ARGUS STOCKBROKERS LTD				a	a		a			
25, 25 ΛΕΩΦΟΡΟΣ ΔΗΜΟΣΘΕΝΗ ΣΕΒΕΡΗ	0035722717000									
ATLANTIC SECURITIES LTD				a	a					
37, ΠΡΟΔΡΟΜΟΥ 37	0035722445400									
AXON SECURITIES S.A.				a			a			
48, ΣΤΑΔΙΟΥ 48 ΑΘΗΝΑ	2103363800									
BETA SECURITIES S.A.				a		a	a			a
29, Λ. ΑΛΕΞΑΝΔΡΑΣ 29 ΑΘΗΝΑ	2106478930									
BNP PARIBAS S.A.									a	
, ΛΑΜΨΑΚΟΥ 2 ΑΘΗΝΑ	2107468525									
BOFA SECURITIES EUROPE SA				a	a					
, 112 AVENUE KL'BER 75116	+33 153655555									
CAPITAL SECURITIES S.A.				a			a			
58, ΜΗΤΡΟΠΟΛΕΩΣ 58 ΑΘΗΝΑ	2103369700									
CITIGROUP GLOBAL MARKETS EUROPE AG				a	a					
16, REUTERWEG 16	+49 691366-0									
CITIGROUP GLOBAL MARKETS LIMITED				a						
1, 33 CANADA SQUARE -CANARY WHARF	+44 02079864000									
CREDIT SUISSE BANK (EUROPE), S.A.				a	a					
, CALLE AYALA 42, 3A PLANTA-B MADRID	+34917916000									
CREDIT SUISSE SECURITIES (EUROPE) LIMITED				a						
1, ONE CABOT SQUARE LONDON	+44 2078888888									
CYCLOS SECURITIES S.A.				a			a			
39, ΧΑΡΙΛΑΟΥ ΤΡΙΚΟΥΠΗ 6-8-10 ΑΘΗΝΑ	2103364300									
DEUTSCHE BANK S.A.					a					
1, GREAT WINCHESTER STREET LONDON	+44 20 754 54209	00441133361437								
EUROBANK EQUITIES INVESTMENT FIRM SINGLE MEMBER SA				a		a	a	a		a
, ΦΙΛΕΛΛΗΝΩΝ 10 & ΞΕΝΟΦΩΝΤΟΣ 13 ΑΘΗΝΑ	2103720425									
EUROBANK S.A.									a	
, ΟΘΩΝΟΣ 8 ΑΘΗΝΑ	2144043907									
EUROCORP INVESTMENT SERVICES S.A.				a			a			a
14, ΠΛ.ΦΙΛΙΚΗΣ ΕΤΑΙΡΕΙΑΣ 14 ΑΘΗΝΑ	2107263600									
EUOTRUST INVESTMENT FIRM SA				a						
113, ΣΕΒΑΣΤΟΥΠΟΛΕΩΣ 113 ΑΘΗΝΑ	2103363100									
EUROXX SECURITIES S.A.				a		a	a	a		a
7, ΠΑΛΑΙΟΛΟΓΟΥ ΧΑΛΑΝΔΡΙ	(210)-6879400	(210)-6879401								
7, ΠΑΛΕΟΛΟΓΟΥ ΧΑΛΑΝΔΡΙ	+30 2106879400	210-6879401								
FREEDOM FINANCE EUROPE LTD				a	a					
, ΧΡΙΣΤΑΚΗ ΚΡΑΝΟΥ 20	035725257786									
G. A. PERVANAS SECURITIES- INVESTMENT SERVICES S.A.				a						
7-9, ΣΟΦΟΚΛΕΟΥΣ 7-9 ΑΘΗΝΑ	2103727200									
GLOBAL CAPITAL SECURITIES & FINANCIAL SERVICES LTD				a	a					
50, ΛΑΡΧΙΕΠΙΣΚΟΠΟΥ ΜΑΚΑΡΙΟΥ Γ50	0035722710710									
GREENPOST TRADING EUROPE LTD				a	a	a				
, ΚΙΜΟΝΟΣ 3, ACROPOLIS MANSIONS, 2ND FLOOR, FLAT/OFFICE 202	035722521389									
HELLENIC AMERICAN SECURITIES S.A.				a		a	a			a
27, ΑΝΔΡΕΑ ΠΑΠΑΝΔΡΕΟΥ 27 ΜΑΡΟΥΣΙ	2103311100									
HELLENIC BANK (INVESTMENTS) LTD					a					
, ΑΥΞ.ΚΥΡΙΑΚΟΥ ΜΑΤΣΙ 31 - PO BOX 24747 NICOSIA	+357 22500100	357 22500110								
HSBC CONTINENTAL EUROPE									a	
109-111, Λ.ΜΕΣΟΓΕΙΩΝ 109-111	2106960000									
INDEX SECURITIES S.A.				a						
6, ΔΡΑΓΑΤΣΑΝΙΟΥ 6 ΑΘΗΝΑ	2103213920									
J. CHR. MAVRIKIS SECURITIES S.A.				a						
5, ΣΟΦΟΚΛΕΟΥΣ 5 ΑΘΗΝΑ	2103216730									



## Athex &amp; ATHEXClear Members List

Member Name	Stock Market			Derivatives Market		ATHEXClear Member				
	Address	Phone	Fax	Market Member	Remote Member	Market Maker	Proprietary	Market Maker	General Clearing	Direct Clearing
KAPPA SECURITIES S.A.				a			a			
15, ΒΑΛΑΩΡΙΤΟΥ 15 ΑΘΗΝΑ	2103678600									
KARAMANOF SECURITIES & INVESTMENT SERVICES S.A.				a						
2, ΠΛ.ΑΓ.ΘΕΟΔΩΡΩΝ 2 ΑΘΗΝΑ	2103212947									
LAIKI FINANCIAL SERVICES LTD					a					
26, AVE. VYRONOS NICOSIA	357 22367367	357 22718567								
LEON DEPOLAS SECURITIES S.A.				a		a	a			
1, ΧΡΗΣΤΟΥ ΛΑΔΑ 1 ΑΘΗΝΑ	2103213276 -28									
MEGA EQUITY SECURITIES & FINANCIAL SERVICES PUBLIC LTD				a	a		a			
42-44, ΛΕΩΦ.ΓΡΙΒΑ ΔΙΓΕΝΗ 42-44	0035722711711									
MERIT SECURITIES S.A				a		a	a			a
5, ΣΟΦΟΚΛΕΟΥΣ 5 ΑΘΗΝΑ	2103671880									
MERRILL LYNCH INTERNATIONAL				a						
2, 2 KING EDWARD STREET LONDON	+44 20276281000									
N. CHRYSOCHOIDIS SECURITIES S.A.				a			a			a
7-9, ΣΟΦΟΚΛΕΟΥΣ 7-9 ΑΘΗΝΑ	2103213913									
NATIONAL BANK OF GREECE S.A.				a		a	a		a	
86, ΑΙΟΛΟΥ STR. ΑΘΗΝΑ	(210)-3341000	(210)-3228187								
68, ΑΚΑΔΙΜΙΑΣ STR. ΑΘΗΝΑ	(210)-3328817	(210)-3328678								
NATIONAL SECURITIES SINGLE MEMBER SA				a		a	a	a		
66, ΛΕΩΦΟΡΟΣ ΑΘΗΝΩΝ 128-132 & ΙΦΙΓΕΝΙΑΣ ΑΘΗΝΑ	2103328784									
NUNTIUS BROKERAGE AND INVESTMENT SERVICES S.A				a						
6, ΔΡΑΓΑΤΣΑΝΙΟΥ 6 ΑΘΗΝΑ	2103350599									
ONE PLUS CAPITAL LIMITED				a	a					
, 75 PRODROMOU AVENUE NICOSIA 1307	35722873760									
OPTIMA BANK S.A.				a		a	a	a	a	
32, ΑΙΓΙΑΛΕΙΑΣ 32 & ΠΑΡΑΔΕΙΣΟΥ ΜΑΡΟΥΣΙ	2108173663									
PANCRETA BANK S.A									a	
, ΙΚΑΡΟΥ 5	2810 338800									
PANTELAKIS SECURITIES S.A.				a		a	a	a		
57, ΕΘΝΙΚΗΣ ΑΝΤΙΣΤΑΣΕΩΣ 57, ΚΤΙΡΙΟ Β CHALANDRI	2106965000									
PEGASUS SECURITIES S.A				a			a			
17, ΒΑΛΑΩΡΙΤΟΥ 17 & ΑΜΕΡΙΚΗΣ ΑΘΗΝΑ	2103670700									
PIRAEUS BANK S.A.				a			a		a	
, ΑΜΕΡΙΚΗΣ 4 ΑΘΗΝΑ	2103335000									
PIRAEUS SECURITIES S. A.				a		a	a	a		a
10, ΣΤΑΔΙΟΥ 10 ΑΘΗΝΑ	2103354100									
PROCHOICE SECURITIES LTD				a	a					
57, ΛΕΩΦ.ΣΠΥΡΟΥ ΚΥΠΡΙΑΝΟΥ 57, ΑΚΙΝΗΤΑ Φ	035724661192									
SHARELINK SECURITIES & FINANCIAL SERVICES LTD				a			a			
6, HOUSE-ΘΕΟΤΟΚΗ 6 ΜΕΓΑΡΟ ΕΛΛΗΝΑ	+357 22554200									
SOCIETE GENERALE S.A.				a	a		a			
, 17 COURS VALMY, CEDEX	+157290504									
SOLIDUS SECURITIES S.A				a			a			a
64, ΛΟΥΙΖΗΣ ΡΙΑΝΚΟΥΡ 64 ΑΘΗΝΑ	2106900600									
ST. EM. LAVRENTAKIS SECURITIES S.A.				a			a			
7-9, ΣΟΦΟΚΛΕΟΥΣ 7-9 ΑΘΗΝΑ	2103213336									
THE CYPRUS INVESTMENT & SECURITIES CORPORATION LTD				a	a					
154, ΑΓΙΟΥ ΠΡΟΚΟΠΙΟΥ & ΠΟΣΕΙΔΩΝΟΣ 1	0035722121700									
UBS EUROPE SE				a	a					
, OPERNTURM, BOCKENHEIMER LANDSTRASSE 2-4	496921790									
UBS LIMITED					a					
1, FINSBURY AVENUE LONDON	+44 2075687135									

List of Stocks under Market Making operations

Securities	Market Maker	Start Market Making	Stock Category	Suspension Status
MLS MULTIMEDIA SA (CR)				
	PIRAEUS SECURITIES S. A.	01/08/2019		
ALPHA ETF FTSE Athex Large Cap			Exchange Traded Funds (ETFs)	
	ALPHA FINANCE INVESTMENT SERVICES SINGLE MEMBER SA	02/01/1900		
	NATIONAL SECURITIES SINGLE MEMBER SA	02/01/1900		
ADMIE (IPTO) HOLDING S.A. (CR)			Main Market	
	EUROBANK EQUITIES INVESTMENT FIRM SINGLE MEMBER SA	24/05/2021		
	HELLENIC AMERICAN SECURITIES S.A.	09/03/2020		
	PIRAEUS SECURITIES S. A.	29/06/2017		
AEGEAN AIRLINES (CR)			Main Market	
	EUROBANK EQUITIES INVESTMENT FIRM SINGLE MEMBER SA	22/09/2020		
ALPHA SERVICES HOLD (CR)			Main Market	
	ALPHA FINANCE INVESTMENT SERVICES SINGLE MEMBER SA	29/02/2016		
	EUROBANK EQUITIES INVESTMENT FIRM SINGLE MEMBER SA	22/10/2006		
	GREENPOST TRADING EUROPE LTD	12/06/2023		
	HELLENIC AMERICAN SECURITIES S.A.	25/07/2014		
	LEON DEPOLAS SECURITIES S.A.	04/01/2016		
	MERIT SECURITIES S.A	03/09/2012		
	NATIONAL SECURITIES SINGLE MEMBER SA	02/01/1900		
	PIRAEUS SECURITIES S. A.	28/05/2009		
ALPHA TRUST (CR)			Main Market	
	EUROBANK EQUITIES INVESTMENT FIRM SINGLE MEMBER SA	06/02/2023		
	LEON DEPOLAS SECURITIES S.A.	04/01/2021		
ANDROMEDA SA (CR)			Main Market	
	BETA SECURITIES S.A.	15/02/2021		
	OPTIMA BANK S.A.	03/04/2023		
ATTICA BANK S.A. (CR)			Main Market	
	EUROXX SECURITIES S.A.	22/01/2016		
	PIRAEUS SECURITIES S. A.	20/09/2017		
AUSTRIACARD (CB)			Main Market	
	BETA SECURITIES S.A.	23/03/2023		
	EUROBANK EQUITIES INVESTMENT FIRM SINGLE MEMBER SA	15/05/2023		
AUTOHELLAS SA (CR)			Main Market	
	ALPHA FINANCE INVESTMENT SERVICES SINGLE MEMBER SA	01/07/2019		
	EUROXX SECURITIES S.A.	02/07/2018		
AVAX S.A. (CR)			Main Market	
	EUROBANK EQUITIES INVESTMENT FIRM SINGLE MEMBER SA	14/12/2015		
	PIRAEUS SECURITIES S. A.	01/02/2021		
AVE (CR)			Main Market	
	EUROXX SECURITIES S.A.	05/06/2020		
BRIQ PROPERTIES (CR)			Main Market	
	EUROBANK EQUITIES INVESTMENT FIRM SINGLE MEMBER SA	09/09/2019		
	LEON DEPOLAS SECURITIES S.A.	22/02/2021		
CC HBC AG (CR)			Main Market	
	BETA SECURITIES S.A.	08/03/2021		
	NATIONAL SECURITIES SINGLE MEMBER SA	02/01/1900		
	PIRAEUS SECURITIES S. A.	04/05/2015		
CENERGY HOLDINGS (CB)			Main Market	
	ALPHA FINANCE INVESTMENT SERVICES SINGLE MEMBER SA	02/01/2016		
	EUROBANK EQUITIES INVESTMENT FIRM SINGLE MEMBER SA	02/01/2016		
	OPTIMA BANK S.A.	14/03/2022		
	PANTELAKIS SECURITIES S.A.	27/12/2022		
CNL CAPITAL (CR)			Main Market	
	MERIT SECURITIES S.A	01/10/2018		
DIMAND (CR)			Main Market	
	ALPHA FINANCE INVESTMENT SERVICES SINGLE MEMBER SA	08/08/2022		
	EUROBANK EQUITIES INVESTMENT FIRM SINGLE MEMBER SA	08/08/2022		
	PANTELAKIS SECURITIES S.A.	15/05/2023		
EKTER SA (CR)			Main Market	
	BETA SECURITIES S.A.	26/09/2022		
	EUROBANK EQUITIES INVESTMENT FIRM SINGLE MEMBER SA	16/10/2017		
	LEON DEPOLAS SECURITIES S.A.	21/05/2018		
ELASTRON (CR)			Main Market	
	LEON DEPOLAS SECURITIES S.A.	20/02/2017		

## List of Stocks under Market Making operations

Securities	Stock Category
Market Maker	Start Market Making
<b>ELLAKTOR (CR)</b>	Main Market
ALPHA FINANCE INVESTMENT SERVICES SINGLE MEMBER SA	18/03/2019
EUROBANK EQUITIES INVESTMENT FIRM SINGLE MEMBER SA	01/06/2012
EUROXX SECURITIES S.A.	24/09/2018
NATIONAL SECURITIES SINGLE MEMBER SA	02/01/1900
PIRAEUS SECURITIES S. A.	22/10/2018
<b>ELTON SA (CR)</b>	Main Market
BETA SECURITIES S.A.	03/09/2012
EUROBANK EQUITIES INVESTMENT FIRM SINGLE MEMBER SA	28/11/2022
OPTIMA BANK S.A.	30/01/2023
<b>ELVALHALCOR (CR)</b>	Main Market
ALPHA FINANCE INVESTMENT SERVICES SINGLE MEMBER SA	07/05/2018
BETA SECURITIES S.A.	09/01/2023
EUROBANK EQUITIES INVESTMENT FIRM SINGLE MEMBER SA	07/05/2018
<b>ENTERSOFT (CR)</b>	Main Market
ALPHA FINANCE INVESTMENT SERVICES SINGLE MEMBER SA	23/03/2023
EUROBANK EQUITIES INVESTMENT FIRM SINGLE MEMBER SA	22/06/2020
<b>EUROBANK HOLDINGS (CR)</b>	Main Market
ALPHA FINANCE INVESTMENT SERVICES SINGLE MEMBER SA	09/01/2006
EUROBANK EQUITIES INVESTMENT FIRM SINGLE MEMBER SA	01/06/2012
GREENPOST TRADING EUROPE LTD	12/06/2023
HELLENIC AMERICAN SECURITIES S.A.	25/07/2014
LEON DEPOLAS SECURITIES S.A.	30/11/2018
MERIT SECURITIES S.A.	06/11/2017
NATIONAL SECURITIES SINGLE MEMBER SA	02/01/1900
PIRAEUS SECURITIES S. A.	28/09/2009
<b>EUROCONSULTANTS S.A. (CR)</b>	Main Market
OPTIMA BANK S.A.	01/02/2023
<b>EYDAP S.A. (CR)</b>	Main Market
ALPHA FINANCE INVESTMENT SERVICES SINGLE MEMBER SA	27/01/2020
EUROBANK EQUITIES INVESTMENT FIRM SINGLE MEMBER SA	10/06/2019
<b>FOURLIS (CR)</b>	Main Market
EUROBANK EQUITIES INVESTMENT FIRM SINGLE MEMBER SA	01/12/2016
PIRAEUS SECURITIES S. A.	06/03/2017
<b>GEK TERNA (CR)</b>	Main Market
BETA SECURITIES S.A.	08/03/2021
EUROBANK EQUITIES INVESTMENT FIRM SINGLE MEMBER SA	24/05/2021
PIRAEUS SECURITIES S. A.	29/08/2019
<b>GR. SARANTIS S.A. (CR)</b>	Main Market
BETA SECURITIES S.A.	14/05/2012
EUROBANK EQUITIES INVESTMENT FIRM SINGLE MEMBER SA	24/10/2016
<b>HELLENIC EXCHANGES-A.S.E. (CR)</b>	Main Market
HELLENIC AMERICAN SECURITIES S.A.	01/09/2014
NATIONAL SECURITIES SINGLE MEMBER SA	02/01/1900
PIRAEUS SECURITIES S. A.	04/05/2015
<b>HELLENIQ ENERGY (CR)</b>	Main Market
HELLENIC AMERICAN SECURITIES S.A.	14/09/2015
PIRAEUS SECURITIES S. A.	20/03/2017
<b>IDEAL HOLDINGS (CR)</b>	Main Market
EUROBANK EQUITIES INVESTMENT FIRM SINGLE MEMBER SA	07/06/2021
PIRAEUS SECURITIES S. A.	07/06/2021
<b>INTERCONTINENTAL (CR)</b>	Main Market
LEON DEPOLAS SECURITIES S.A.	03/06/2019
<b>INTERLIFE G.C.I.(CR)</b>	Main Market
BETA SECURITIES S.A.	24/10/2022
<b>INTERWOOD-XYLEMPORIA (CR)</b>	Main Market
EUROBANK EQUITIES INVESTMENT FIRM SINGLE MEMBER SA	05/07/2021
PANTELAKIS SECURITIES S.A.	01/07/2021
<b>INTRAKAT (CR)</b>	Main Market
BETA SECURITIES S.A.	04/10/2021
PANTELAKIS SECURITIES S.A.	10/10/2022
<b>JUMBO SA (CR)</b>	Main Market
BETA SECURITIES S.A.	01/02/2021
EUROBANK EQUITIES INVESTMENT FIRM SINGLE MEMBER SA	25/05/2020
GREENPOST TRADING EUROPE LTD	12/06/2023
MERIT SECURITIES S.A.	06/11/2017
PIRAEUS SECURITIES S. A.	06/03/2017
<b>KLOUKINAS - LAPPAS SA (CR)</b>	Main Market
OPTIMA BANK S.A.	02/01/2023

## List of Stocks under Market Making operations

Securities	Stock Category
Market Maker	Start Market Making
<b>KRI-KRI S.A. (CR)</b>	<b>Main Market</b>
EUROBANK EQUITIES INVESTMENT FIRM SINGLE MEMBER SA	07/05/2018
LEON DEPOLAS SECURITIES S.A.	16/01/2017
<b>LAMDA DEVELOPMENT SA (CR)</b>	<b>Main Market</b>
EUROBANK EQUITIES INVESTMENT FIRM SINGLE MEMBER SA	08/12/2014
PANTELAKIS SECURITIES S.A.	06/11/2017
PIRAEUS SECURITIES S. A.	29/06/2017
<b>LAMPSA HOTEL SA (CR)</b>	<b>Main Market</b>
LEON DEPOLAS SECURITIES S.A.	16/01/2017
<b>MIG (CR)</b>	<b>Main Market</b>
PIRAEUS SECURITIES S. A.	02/02/2009
<b>MOTOR OIL (CR)</b>	<b>Main Market</b>
BETA SECURITIES S.A.	08/03/2021
EUROBANK EQUITIES INVESTMENT FIRM SINGLE MEMBER SA	22/10/2006
GREENPOST TRADING EUROPE LTD	12/06/2023
LEON DEPOLAS SECURITIES S.A.	01/04/2019
MERIT SECURITIES S.A	25/02/2019
NATIONAL SECURITIES SINGLE MEMBER SA	02/01/1900
PIRAEUS SECURITIES S. A.	04/05/2015
<b>MPLE KEDROS (CR)</b>	<b>Main Market</b>
MERIT SECURITIES S.A	30/09/2022
<b>MYTILINEOS (CR)</b>	<b>Main Market</b>
ALPHA FINANCE INVESTMENT SERVICES SINGLE MEMBER SA	15/04/2019
BETA SECURITIES S.A.	11/04/2022
EUROBANK EQUITIES INVESTMENT FIRM SINGLE MEMBER SA	20/09/2017
GREENPOST TRADING EUROPE LTD	12/06/2023
MERIT SECURITIES S.A	25/02/2019
NATIONAL SECURITIES SINGLE MEMBER SA	02/01/1900
PIRAEUS SECURITIES S. A.	04/05/2015
<b>NATIONAL BANK (CR)</b>	<b>Main Market</b>
ALPHA FINANCE INVESTMENT SERVICES SINGLE MEMBER SA	09/01/2006
EUROBANK EQUITIES INVESTMENT FIRM SINGLE MEMBER SA	22/10/2006
GREENPOST TRADING EUROPE LTD	12/06/2023
HELLENIC AMERICAN SECURITIES S.A.	25/07/2014
LEON DEPOLAS SECURITIES S.A.	20/05/2015
MERIT SECURITIES S.A	03/09/2012
NATIONAL SECURITIES SINGLE MEMBER SA	02/01/1900
PIRAEUS SECURITIES S. A.	08/09/2008
<b>OPAP (CR)</b>	<b>Main Market</b>
ALPHA FINANCE INVESTMENT SERVICES SINGLE MEMBER SA	09/01/2006
BETA SECURITIES S.A.	11/04/2022
EUROBANK EQUITIES INVESTMENT FIRM SINGLE MEMBER SA	22/10/2006
GREENPOST TRADING EUROPE LTD	12/06/2023
HELLENIC AMERICAN SECURITIES S.A.	25/07/2014
MERIT SECURITIES S.A	20/03/2017
NATIONAL SECURITIES SINGLE MEMBER SA	02/01/1900
PIRAEUS SECURITIES S. A.	04/05/2015
<b>OTE (CR)</b>	<b>Main Market</b>
ALPHA FINANCE INVESTMENT SERVICES SINGLE MEMBER SA	09/01/2006
BETA SECURITIES S.A.	11/04/2022
EUROBANK EQUITIES INVESTMENT FIRM SINGLE MEMBER SA	22/10/2006
GREENPOST TRADING EUROPE LTD	12/06/2023
HELLENIC AMERICAN SECURITIES S.A.	25/07/2014
LEON DEPOLAS SECURITIES S.A.	20/04/2015
MERIT SECURITIES S.A	20/03/2017
NATIONAL SECURITIES SINGLE MEMBER SA	02/01/1900
PIRAEUS SECURITIES S. A.	08/09/2008
<b>P.P.A. S.A. (CR)</b>	<b>Main Market</b>
EUROBANK EQUITIES INVESTMENT FIRM SINGLE MEMBER SA	06/02/2019
<b>PAPOUTSANIS (CR)</b>	<b>Main Market</b>
BETA SECURITIES S.A.	25/11/2013
<b>PETROPOULOS PETROS (CR)</b>	<b>Main Market</b>
EUROBANK EQUITIES INVESTMENT FIRM SINGLE MEMBER SA	01/04/2019
PANTELAKIS SECURITIES S.A.	16/03/2020

## List of Stocks under Market Making operations

Securities	Stock Category
Market Maker	Start Market Making
<b>PIRAEUS FINANCIAL HOLD (CR)</b>	<b>Main Market</b>
ALPHA FINANCE INVESTMENT SERVICES SINGLE MEMBER SA	15/04/2019
EUROBANK EQUITIES INVESTMENT FIRM SINGLE MEMBER SA	22/10/2006
EUROXX SECURITIES S.A.	15/02/2016
GREENPOST TRADING EUROPE LTD	12/06/2023
HELLENIC AMERICAN SECURITIES S.A.	25/07/2014
LEON DEPOLAS SECURITIES S.A.	30/11/2018
MERIT SECURITIES S.A	16/09/2013
NATIONAL SECURITIES SINGLE MEMBER SA	02/01/1900
PIRAEUS SECURITIES S. A.	16/02/2009
<b>PPC (CR)</b>	<b>Main Market</b>
ALPHA FINANCE INVESTMENT SERVICES SINGLE MEMBER SA	09/01/2006
BETA SECURITIES S.A.	01/02/2021
EUROBANK EQUITIES INVESTMENT FIRM SINGLE MEMBER SA	22/10/2006
GREENPOST TRADING EUROPE LTD	12/06/2023
HELLENIC AMERICAN SECURITIES S.A.	01/09/2014
MERIT SECURITIES S.A	06/11/2017
NATIONAL SECURITIES SINGLE MEMBER SA	02/01/1900
PIRAEUS SECURITIES S. A.	28/09/2009
<b>PREMA (CR)</b>	<b>Main Market</b>
BETA SECURITIES S.A.	01/06/2021
LEON DEPOLAS SECURITIES S.A.	05/12/2022
PANTELAKIS SECURITIES S.A.	23/12/2021
<b>PROFILE SA (CR)</b>	<b>Main Market</b>
OPTIMA BANK S.A.	03/04/2023
PANTELAKIS SECURITIES S.A.	01/07/2019
<b>QUALITY &amp; RELIABILITY SA (CR)</b>	<b>Main Market</b>
OPTIMA BANK S.A.	03/01/2023
<b>QUEST HOLDINGS (CR)</b>	<b>Main Market</b>
BETA SECURITIES S.A.	26/03/2018
EUROBANK EQUITIES INVESTMENT FIRM SINGLE MEMBER SA	28/01/2019
<b>REVOIL (CR)</b>	<b>Main Market</b>
BETA SECURITIES S.A.	26/06/2023
<b>SIDMA STEEL (CR)</b>	<b>Main Market</b>
OPTIMA BANK S.A.	25/05/2023
<b>SPACE HELLAS SA (CR)</b>	<b>Main Market</b>
MERIT SECURITIES S.A	09/12/2022
<b>TECHNICAL OLYMPIC SA (CR)</b>	<b>Main Market</b>
BETA SECURITIES S.A.	04/04/2022
OPTIMA BANK S.A.	05/07/2023
<b>TERNA ENERGY (CR)</b>	<b>Main Market</b>
EUROBANK EQUITIES INVESTMENT FIRM SINGLE MEMBER SA	24/05/2021
PIRAEUS SECURITIES S. A.	09/12/2019
<b>THRACE PLASTICS SA (CR)</b>	<b>Main Market</b>
ALPHA FINANCE INVESTMENT SERVICES SINGLE MEMBER SA	26/03/2018
EUROBANK EQUITIES INVESTMENT FIRM SINGLE MEMBER SA	26/03/2018
<b>TITAN CEMENT (CB)</b>	<b>Main Market</b>
BETA SECURITIES S.A.	01/02/2021
EUROBANK EQUITIES INVESTMENT FIRM SINGLE MEMBER SA	06/11/2019
PIRAEUS SECURITIES S. A.	18/01/2021
<b>TZIRAKIAN PROFIL (CR)</b>	<b>Main Market</b>
LEON DEPOLAS SECURITIES S.A.	19/07/2021
<b>VIOHALCO SA/NV (CB)</b>	<b>Main Market</b>
ALPHA FINANCE INVESTMENT SERVICES SINGLE MEMBER SA	11/03/2008
EUROBANK EQUITIES INVESTMENT FIRM SINGLE MEMBER SA	04/03/2014
MERIT SECURITIES S.A	17/03/2014

Underlying Asset				Derivatives Market													
Price max	Price min	Closing price	change	Delivery Month	Open price	Price max	Price min	Last price	Closing price	Last Bid	Last Ask	Fixing price*	Life high	Life low	Trades	Volume	Open Interest
<b>FTSE/Athex Large Cap</b>				(Trade Unit: 1 Index Point x 2€, Cash Settlement)													
3,256.91	3,230.56	3,251.94	0.57%	July 2023	3,248.00	3,258.00	3,232.25	3,250.00	3,250.00	---	---	---	3,258.00	---	114	729	2,059
				August 2023	3,261.00	3,269.25	3,243.25	3,269.25	3,269.25	---	---	---	3,269.25	---	112	581	2,718
				September 2023	3,264.50	3,264.50	3,248.00	3,264.00	3,264.00	---	---	---	3,264.50	---	8	108	202
				December 2023	---	---	---	---	3,260.25	---	---	---	---	---	---	---	---
				March 2024	---	---	---	---	3,276.50	---	---	---	---	---	---	---	---
				June 2024	---	---	---	---	3,294.25	---	---	---	---	---	---	---	---
<b>FTSE/Athex Banks</b>				(Trade Unit: 1 Index Point x 15€, Cash Settlement)													
1,105.13	1,090.06	1,101.73	0.59%	September 2023	1,099.75	1,099.75	1,099.75	1,099.75	1,099.75	---	---	---	1,110.75	---	1	20	1,354
				December 2023	---	---	---	---	1,104.25	---	---	---	---	---	---	---	---
				March 2024	---	---	---	---	1,110.00	---	---	---	---	---	---	---	---
				June 2024	---	---	---	---	1,115.75	---	---	---	---	---	---	---	---
<b>MSCI GREECE REBASED</b>				(Trade Unit: 1 Index Point x 2€, Cash Settlement)													
5,188.48	5,135.32	5,185.08	0.97%	July 2023	---	---	---	---	4,962.50	---	---	---	5,035.50	---	---	---	13
				August 2023	---	---	---	---	4,977.50	---	---	---	5,034.50	---	---	---	370
				September 2023	---	---	---	---	4,911.50	---	---	---	4,920.50	---	---	---	300
				December 2023	---	---	---	---	5,138.75	---	---	---	5,012.25	---	---	---	10
				March 2024	---	---	---	---	5,203.75	---	---	---	---	---	---	---	---
				June 2024	---	---	---	---	5,231.75	---	---	---	---	---	---	---	---

Derivatives notes

Fixing prices and final open positions can be retrieved from the following path <http://www.helex.gr/el/web/guest/statistics-end-of-day-derivatives>

Underlying Asset				Derivatives Market													
Price max	Price min	Closing price	change	Delivery Month	Open price	Price max	Price min	Last price	Closing price	Last Bid	Last Ask	Fixing price*	Life high	Life low	Trades	Volume	Open Interest
<b>ADMIE (IPTO) HOLDING S.A. (CR)</b>				(Contract Size: 100 Securities, Physical Delivery)													
2.42	2.25	2.42	6.61%	September 2023	2.28	2.44	2.26	2.43	2.43	---	---	---	2.44	---	233	1,910	16,706
				December 2023	---	---	---	---	2.29	---	---	---	---	---	---	---	---
				March 2024	---	---	---	---	2.30	---	---	---	---	---	---	---	---
				June 2024	---	---	---	---	2.31	---	---	---	---	---	---	---	---
<b>AEGEAN AIRLINES (CR)</b>				(Contract Size: 100 Securities, Physical Delivery)													
12.7	12.46	12.5	-0.95%	September 2023	12.74	12.75	12.59	12.66	12.66	---	---	---	12.75	---	19	110	5,223
				December 2023	---	---	---	---	12.72	---	---	---	---	---	---	---	---
				March 2024	---	---	---	---	12.79	---	---	---	---	---	---	---	---
				June 2024	---	---	---	---	12.86	---	---	---	---	---	---	---	---
<b>ALPHA SERVICES HOLD (CR)</b>				(Contract Size: 100 Securities, Physical Delivery)													
1.6345	1.615	1.634	0.65%	September 2023	1.64	1.67	1.64	1.67	1.67	---	---	---	1.67	---	216	8,639	259,692
				December 2023	---	---	---	---	1.67	---	---	---	1.65	---	---	---	460
				March 2024	---	---	---	---	1.65	---	---	---	---	---	---	---	---
				June 2024	---	---	---	---	1.65	---	---	---	---	---	---	---	---
<b>AUTOHELLAS SA (CR)</b>				(Contract Size: 100 Securities, Physical Delivery)													
13.66	13.34	13.5	0.15%	September 2023	13.85	13.85	13.50	13.50	13.50	---	---	---	14.56	---	3	6	93
				December 2023	---	---	---	---	13.59	---	---	---	---	---	---	---	---
				March 2024	---	---	---	---	13.66	---	---	---	---	---	---	---	---
				June 2024	---	---	---	---	13.73	---	---	---	---	---	---	---	---
<b>AVAX S.A. (CR)</b>				(Contract Size: 100 Securities, Physical Delivery)													
1.726	1.664	1.696	-2.08%	September 2023	1.73	1.73	1.70	1.71	1.71	---	---	---	1.80	---	17	31	1,360
				December 2023	---	---	---	---	1.75	---	---	---	---	---	---	---	---
				March 2024	---	---	---	---	1.76	---	---	---	---	---	---	---	---
				June 2024	---	---	---	---	1.76	---	---	---	---	---	---	---	---
<b>CC HBC AG (CR)</b>				(Contract Size: 100 Securities, Physical Delivery)													
27.35	26.91	26.94	-1.06%	September 2023	27.51	27.51	27.20	27.20	27.20	---	---	---	28.81	---	7	11	1,331
				December 2023	---	---	---	---	27.46	---	---	---	---	---	---	---	---
				March 2024	---	---	---	---	27.59	---	---	---	---	---	---	---	---
				June 2024	---	---	---	---	27.74	---	---	---	---	---	---	---	---
<b>CENERGY HOLDINGS (CB)</b>				(Contract Size: 100 Securities, Physical Delivery)													
6.6	6.5	6.6	0.76%	September 2023	6.65	6.71	6.63	6.70	6.70	---	---	---	6.71	---	52	240	7,139
				December 2023	---	---	---	---	6.60	---	---	---	---	---	---	---	---
				March 2024	---	---	---	---	6.64	---	---	---	---	---	---	---	---
				June 2024	---	---	---	---	6.67	---	---	---	---	---	---	---	---

Derivatives notes

Fixing prices and final open positions can be retrieved from the following path <http://www.helex.gr/el/web/guest/statistics-end-of-day-derivatives>

Underlying Asset				Derivatives Market													
Price max	Price min	Closing price	change	Delivery Month	Open price	Price max	Price min	Last price	Closing price	Last Bid	Last Ask	Fixing price*	Life high	Life low	Trades	Volume	Open Interest
<b>ELLAKTOR (CR)</b>				(Contract Size: 100 Securities, Physical Delivery)													
2.7	2.62	2.65	-0.75%	September 2023	2.65	2.73	2.65	2.72	2.72	---	---	---	2.73	---	16	107	1,210
				December 2023	---	---	---	---	2.69	---	---	---	---	---	---	---	---
				March 2024	---	---	---	---	2.71	---	---	---	---	---	---	---	---
				June 2024	---	---	---	---	2.72	---	---	---	---	---	---	---	---
<b>ELVALHALCOR (CR)</b>				(Contract Size: 100 Securities, Physical Delivery)													
2.105	2.07	2.09	0.24%	September 2023	2.13	2.15	2.11	2.15	2.15	---	---	---	2.22	---	10	36	2,026
				December 2023	---	---	---	---	2.10	---	---	---	---	---	---	---	---
				March 2024	---	---	---	---	2.11	---	---	---	---	---	---	---	---
				June 2024	---	---	---	---	2.12	---	---	---	---	---	---	---	---
<b>EUROBANK HOLDINGS (CR)</b>				(Contract Size: 100 Securities, Physical Delivery)													
1.65	1.624	1.6355	0.34%	September 2023	1.64	1.66	1.64	1.66	1.66	---	---	---	1.67	---	39	994	39,023
				December 2023	---	---	---	---	1.64	---	---	---	---	---	---	---	---
				March 2024	---	---	---	---	1.65	---	---	---	---	---	---	---	---
				June 2024	---	---	---	---	1.66	---	---	---	---	---	---	---	---
<b>EYDAP S.A. (CR)</b>				(Contract Size: 100 Securities, Physical Delivery)													
6.85	6.7	6.78	0.30%	September 2023	6.89	6.89	6.80	6.89	6.89	---	---	---	7.18	---	35	128	1,201
				December 2023	---	---	---	---	6.82	---	---	---	---	---	---	---	---
				March 2024	---	---	---	---	6.85	---	---	---	---	---	---	---	---
				June 2024	---	---	---	---	6.89	---	---	---	---	---	---	---	---
<b>FOURLIS (CR)</b>				(Contract Size: 100 Securities, Physical Delivery)													
4.9	4.82	4.845	-0.51%	September 2023	4.87	4.91	4.87	4.91	4.91	---	---	---	4.98	---	3	14	924
				December 2023	---	---	---	---	4.91	---	---	---	---	---	---	---	---
				March 2024	---	---	---	---	4.93	---	---	---	---	---	---	---	---
				June 2024	---	---	---	---	4.96	---	---	---	---	---	---	---	---
<b>GEK TERNA (CR)</b>				(Contract Size: 100 Securities, Physical Delivery)													
14.66	14.36	14.54	0.00%	September 2023	14.80	14.80	14.53	14.53	14.53	---	---	---	15.01	---	25	107	7,495
				December 2023	---	---	---	---	14.66	---	---	---	---	---	---	---	---
				March 2024	---	---	---	---	14.73	---	---	---	---	---	---	---	---
				June 2024	---	---	---	---	14.81	---	---	---	---	---	---	---	---
<b>HELLENIC EXCHANGES-A.S.E. (CR)</b>				(Contract Size: 100 Securities, Physical Delivery)													
6.13	5.91	6.05	1.68%	September 2023	6.03	6.20	6.03	6.09	6.09	---	---	---	6.20	---	57	269	10,426
				December 2023	---	---	---	---	6.00	---	---	---	---	---	---	---	---
				March 2024	---	---	---	---	6.03	---	---	---	---	---	---	---	---
				June 2024	---	---	---	---	6.06	---	---	---	---	---	---	---	---

Derivatives notes

Fixing prices and final open positions can be retrieved from the following path <http://www.helex.gr/el/web/guest/statistics-end-of-day-derivatives>



Underlying Asset				Derivatives Market													
Price max	Price min	Closing price	change	Delivery Month	Open price	Price max	Price min	Last price	Closing price	Last Bid	Last Ask	Fixing price*	Life high	Life low	Trades	Volume	Open Interest
<b>HELLENiQ ENERGY (CR)</b>																	
(Contract Size: 100 Securities, Physical Delivery)																	
7.95	7.75	7.82	-0.51%	September 2023	7.99	8.00	7.86	7.92	7.92	---	---	---	8.11	---	16	64	1,151
---	---	---	---	December 2023	---	---	---	---	7.93	---	---	---	---	---	---	---	---
---	---	---	---	March 2024	---	---	---	---	7.96	---	---	---	---	---	---	---	---
---	---	---	---	June 2024	---	---	---	---	8.01	---	---	---	---	---	---	---	---
<b>INTRACOM HOLDINGS (CR)</b>																	
(Contract Size: 106 Securities, Physical Delivery)																	
2.15	2.085	2.13	1.19%	September 2023	2.15	2.19	2.14	2.14	2.14	---	---	---	2.19	2.07	18	55	3,776
---	---	---	---	December 2023	---	---	---	---	2.12	---	---	---	---	---	---	---	---
---	---	---	---	March 2024	---	---	---	---	2.13	---	---	---	---	---	---	---	---
---	---	---	---	June 2024	---	---	---	---	2.14	---	---	---	---	---	---	---	---
<b>INTRAKAT (CR)</b>																	
(Contract Size: 100 Securities, Physical Delivery)																	
3.09	2.92	3.09	0.00%	September 2023	3.07	3.07	2.95	3.05	3.05	---	---	---	3.20	---	82	349	8,933
---	---	---	---	December 2023	---	---	---	---	3.12	---	---	---	---	---	---	---	---
---	---	---	---	March 2024	---	---	---	---	3.13	---	---	---	---	---	---	---	---
---	---	---	---	June 2024	---	---	---	---	3.15	---	---	---	---	---	---	---	---
<b>JUMBO SA (CR)</b>																	
(Contract Size: 100 Securities, Physical Delivery)																	
28.46	27.9	28.2	1.08%	September 2023	28.24	28.24	27.97	28.16	28.16	---	---	---	28.26	---	3	3	173
---	---	---	---	December 2023	---	---	---	---	28.13	---	---	---	---	---	---	---	---
---	---	---	---	March 2024	---	---	---	---	28.27	---	---	---	---	---	---	---	---
---	---	---	---	June 2024	---	---	---	---	28.42	---	---	---	---	---	---	---	---
<b>LAMDA DEVELOPMENT SA (CR)</b>																	
(Contract Size: 100 Securities, Physical Delivery)																	
7.22	7.17	7.17	-0.55%	September 2023	7.30	7.30	7.25	7.29	7.29	---	---	---	7.54	---	5	32	6,423
---	---	---	---	December 2023	---	---	---	---	7.27	---	---	---	---	---	---	---	---
---	---	---	---	March 2024	---	---	---	---	7.31	---	---	---	---	---	---	---	---
---	---	---	---	June 2024	---	---	---	---	7.35	---	---	---	---	---	---	---	---
<b>MIG (CR)</b>																	
(Contract Size: 100 Securities, Physical Delivery)																	
4.19	4.075	4.17	0.48%	September 2023	---	---	---	---	3.98	---	---	---	5.10	---	---	---	64
---	---	---	---	December 2023	---	---	---	---	4.18	---	---	---	---	---	---	---	---
---	---	---	---	March 2024	---	---	---	---	4.21	---	---	---	---	---	---	---	---
---	---	---	---	June 2024	---	---	---	---	4.23	---	---	---	---	---	---	---	---
<b>MOTOR OIL (CR)</b>																	
(Contract Size: 100 Securities, Physical Delivery)																	
23.32	22.82	23.14	1.40%	September 2023	23.30	23.47	23.27	23.45	23.45	---	---	---	24.55	---	11	23	1,827
---	---	---	---	December 2023	---	---	---	---	23.01	---	---	---	---	---	---	---	---
---	---	---	---	March 2024	---	---	---	---	23.12	---	---	---	---	---	---	---	---
---	---	---	---	June 2024	---	---	---	---	23.25	---	---	---	---	---	---	---	---

Derivatives notes

Fixing prices and final open positions can be retrieved from the following path <http://www.helex.gr/el/web/guest/statistics-end-of-day-derivatives>

Underlying Asset				Derivatives Market													
Price max	Price min	Closing price	change	Delivery Month	Open price	Price max	Price min	Last price	Closing price	Last Bid	Last Ask	Fixing price*	Life high	Life low	Trades	Volume	Open Interest
<b>MYTILINEOS (CR)</b>				(Contract Size: 100 Securities, Physical Delivery)													
36.3	35.82	36.3	1.74%	September 2023	36.10	36.70	36.10	36.70	36.70	---	---	---	36.70	---	115	510	3,640
				December 2023	---	---	---	---	35.53	---	---	---	35.29	---	---	---	1
				March 2024	---	---	---	---	36.16	---	---	---	---	---	---	---	---
				June 2024	---	---	---	---	36.35	---	---	---	---	---	---	---	---
<b>NATIONAL BANK (CR)</b>				(Contract Size: 100 Securities, Physical Delivery)													
6.42	6.16	6.31	1.45%	September 2023	6.25	6.45	6.20	6.41	6.41	---	---	---	6.47	---	112	614	16,570
				December 2023	---	---	---	---	6.27	---	---	---	---	---	---	---	---
				March 2024	---	---	---	---	6.30	---	---	---	---	---	---	---	---
				June 2024	---	---	---	---	6.34	---	---	---	---	---	---	---	---
<b>OPAP (CR)</b>				(Contract Size: 103 Securities, Physical Delivery)													
16.5	16.11	16.5	1.35%	September 2023	16.55	16.62	16.40	16.59	16.59	---	---	---	16.62	15.65	49	482	2,649
				December 2023	---	---	---	---	16.41	---	---	---	---	---	---	---	---
				March 2024	---	---	---	---	16.50	---	---	---	---	---	---	---	---
				June 2024	---	---	---	---	16.59	---	---	---	---	---	---	---	---
<b>OTE (CR)</b>				(Contract Size: 100 Securities, Physical Delivery)													
14.91	14.6	14.66	0.41%	September 2023	14.78	15.08	14.78	14.84	14.84	---	---	---	15.55	---	57	213	12,243
				December 2023	---	---	---	---	14.72	---	---	---	---	---	---	---	---
				March 2024	---	---	---	---	14.79	---	---	---	---	---	---	---	---
				June 2024	---	---	---	---	14.87	---	---	---	---	---	---	---	---
<b>P.P.A. S.A. (CR)</b>				(Contract Size: 100 Securities, Physical Delivery)													
23	22.7	23	0.00%	September 2023	---	---	---	---	22.29	---	---	---	22.33	---	---	---	321
				December 2023	---	---	---	---	23.19	---	---	---	---	---	---	---	---
				March 2024	---	---	---	---	23.31	---	---	---	---	---	---	---	---
				June 2024	---	---	---	---	23.43	---	---	---	---	---	---	---	---
<b>PIRAEUS FINANCIAL HOLD (CR)</b>				(Contract Size: 100 Securities, Physical Delivery)													
3.504	3.442	3.49	-0.29%	September 2023	3.49	3.54	3.47	3.53	3.53	---	---	---	3.62	---	146	2,222	74,450
				December 2023	---	---	---	---	3.53	---	---	---	---	---	---	---	---
				March 2024	---	---	---	---	3.55	---	---	---	---	---	---	---	---
				June 2024	---	---	---	---	3.57	---	---	---	---	---	---	---	---
<b>PPC (CR)</b>				(Contract Size: 100 Securities, Physical Delivery)													
10.89	10.66	10.79	0.37%	September 2023	10.91	11.06	10.80	10.92	10.92	---	---	---	11.06	---	135	695	29,077
				December 2023	---	---	---	---	10.84	---	---	---	---	---	---	---	---
				March 2024	---	---	---	---	10.89	---	---	---	---	---	---	---	---
				June 2024	---	---	---	---	10.95	---	---	---	---	---	---	---	---

Derivatives notes

Fixing prices and final open positions can be retrieved from the following path <http://www.helex.gr/el/web/guest/statistics-end-of-day-derivatives>

Underlying Asset				Derivatives Market													
Price max	Price min	Closing price	change	Delivery Month	Open price	Price max	Price min	Last price	Closing price	Last Bid	Last Ask	Fixing price*	Life high	Life low	Trades	Volume	Open Interest
<b>QUEST HOLDINGS (CR)</b>				(Contract Size: 100 Securities, Physical Delivery)													
6.5	6.4	6.4	-1.24%	September 2023	---	---	---	---	6.37	---	---	---	6.77	---	---	---	150
				December 2023	---	---	---	---	6.53	---	---	---	---	---	---	---	---
				March 2024	---	---	---	---	6.57	---	---	---	---	---	---	---	---
				June 2024	---	---	---	---	6.60	---	---	---	---	---	---	---	---
<b>TERNA ENERGY (CR)</b>				(Contract Size: 100 Securities, Physical Delivery)													
18.46	18.18	18.3	1.05%	September 2023	18.64	18.72	18.40	18.48	18.48	---	---	---	21.16	---	47	123	12,052
				December 2023	---	---	---	---	18.26	---	---	---	---	---	---	---	---
				March 2024	---	---	---	---	18.35	---	---	---	---	---	---	---	---
				June 2024	---	---	---	---	18.45	---	---	---	---	---	---	---	---
<b>TITAN CEMENT (CB)</b>				(Contract Size: 100 Securities, Physical Delivery)													
18.28	18.04	18.26	0.44%	September 2023	18.37	18.39	18.37	18.39	18.39	---	---	---	18.39	---	3	6	775
				December 2023	---	---	---	---	18.33	---	---	---	---	---	---	---	---
				March 2024	---	---	---	---	18.42	---	---	---	---	---	---	---	---
				June 2024	---	---	---	---	18.52	---	---	---	---	---	---	---	---
<b>VIOHALCO SA/NV (CB)</b>				(Contract Size: 100 Securities, Physical Delivery)													
6.08	6	6.04	0.67%	September 2023	6.13	6.17	6.08	6.12	6.12	---	---	---	6.28	---	33	75	6,400
				December 2023	---	---	---	---	6.05	---	---	---	---	---	---	---	---
				March 2024	---	---	---	---	6.08	---	---	---	---	---	---	---	---
				June 2024	---	---	---	---	6.11	---	---	---	---	---	---	---	---

Derivatives notes

Fixing prices and final open positions can be retrieved from the following path <http://www.helex.gr/el/web/guest/statistics-end-of-day-derivatives>

FTSE/Athex Large Cap

(Trade Unit: 1 Index Point x 2€ - Exercise Style: European, Cash Settlement)

Call Options															Put Options																													
July 2023															August 2023															Other Months														
Exercise Price	Open price	Price max	Price min	Last price	Closing price	Volume	Open Interest	Open price	Price max	Price min	Last price	Closing price	Volume	Open Interest	Volume	Open Interest	Open price	Price max	Price min	Last price	Closing price	Volume	Open Interest	Volume	Open Interest	Exercise Price																		
1,775	-	-	-	-	-	-	-	-	-	-	-	-	-	-	-	-	-	-	-	-	-	-	-	-	-	-	1,775																	
1,800	-	-	-	-	-	-	-	-	-	-	-	-	-	-	-	-	-	-	-	-	-	-	-	-	-	-	1,800																	
1,825	-	-	-	-	-	-	-	-	-	-	-	-	-	-	-	-	-	-	-	-	-	-	-	-	-	-	1,825																	
1,850	-	-	-	-	-	-	-	-	-	-	-	-	-	-	-	-	-	-	-	-	-	-	-	-	-	-	1,850																	
1,875	-	-	-	-	-	-	-	-	-	-	-	-	-	-	-	-	-	-	-	-	-	-	-	-	-	-	1,875																	
1,900	-	-	-	-	-	-	-	-	-	-	-	-	-	-	-	-	-	-	-	-	-	-	-	-	-	-	1,900																	
1,925	-	-	-	-	-	-	-	-	-	-	-	-	-	-	-	-	-	-	-	-	-	-	-	-	-	-	1,925																	
1,950	-	-	-	-	-	-	-	-	-	-	-	-	-	-	-	-	-	-	-	-	-	-	-	-	-	-	1,950																	
1,975	-	-	-	-	-	-	-	-	-	-	-	-	-	-	-	-	-	-	-	-	-	-	-	-	-	-	1,975																	
2,000	-	-	-	-	-	-	-	-	-	-	-	-	-	-	-	-	-	-	-	-	-	-	-	-	-	-	2,000																	
2,050	-	-	-	-	-	-	-	-	-	-	-	-	-	-	-	-	-	-	-	-	-	-	-	-	-	-	2,050																	
2,100	-	-	-	-	-	-	-	-	-	-	-	-	-	-	-	-	-	-	-	-	-	-	-	-	-	-	2,100																	
2,150	-	-	-	-	-	-	-	-	-	-	-	-	-	-	-	-	-	-	-	-	-	-	-	-	-	-	2,150																	
2,200	-	-	-	-	-	-	-	-	-	-	-	-	-	-	-	-	-	-	-	-	-	-	-	-	-	-	2,200																	
2,250	-	-	-	-	-	-	-	-	-	-	-	-	-	-	-	-	-	-	-	-	-	-	-	-	-	-	2,250																	
2,300	-	-	-	-	-	-	-	-	-	-	-	-	-	-	-	-	-	-	-	-	-	-	-	-	-	-	2,300																	
2,350	0.00	0.00	0.00	-	884.00	-	-	-	-	-	-	-	-	-	-	-	0.00	0.00	0.00	-	0.01	-	-	-	-	-	2,350																	
2,400	0.00	0.00	0.00	-	834.00	-	-	-	-	-	-	-	-	-	-	-	0.00	0.00	0.00	-	0.03	-	-	-	-	-	2,400																	
2,450	0.00	0.00	0.00	-	784.00	-	-	-	-	-	-	-	-	-	-	-	0.00	0.00	0.00	-	0.02	-	-	-	-	-	2,450																	
2,500	0.00	0.00	0.00	-	734.00	-	-	0.00	0.00	0.00	-	748.00	-	-	-	-	0.00	0.00	0.00	-	0.01	-	-	0.00	0.00	0.00	-	0.01	-	-	2,500													
2,550	0.00	0.00	0.00	-	684.00	-	-	0.00	0.00	0.00	-	698.00	-	-	-	-	0.00	0.00	0.00	-	0.01	-	-	0.00	0.00	0.00	-	0.01	-	-	2,550													
2,600	0.00	0.00	0.00	-	634.00	-	-	0.00	0.00	0.00	-	648.00	-	-	-	-	0.00	0.00	0.00	-	0.05	-	-	0.00	0.00	0.00	-	0.02	-	-	2,600													
2,650	0.00	0.00	0.00	-	584.00	-	-	0.00	0.00	0.00	-	599.00	-	-	-	-	0.00	0.00	0.00	-	0.01	-	-	0.00	0.00	0.00	-	0.01	-	-	2,650													
2,700	0.00	0.00	0.00	-	534.00	-	-	0.00	0.00	0.00	-	549.00	-	-	-	-	0.00	0.00	0.00	-	0.04	-	-	0.00	0.00	0.00	-	0.02	-	-	2,700													
2,750	0.00	0.00	0.00	-	484.00	-	-	0.00	0.00	0.00	-	499.00	-	-	-	-	0.00	0.00	0.00	-	0.02	-	-	0.00	0.00	0.00	-	0.08	-	-	2,750													
2,800	0.00	0.00	0.00	-	434.00	-	-	0.00	0.00	0.00	-	449.00	-	-	-	-	0.00	0.00	0.00	-	0.01	-	100	0.00	0.00	0.00	-	0.23	-	-	2,800													
2,850	0.00	0.00	0.00	-	384.00	-	-	0.00	0.00	0.00	-	399.00	-	-	-	-	0.00	0.00	0.00	-	0.01	-	20	0.00	0.00	0.00	-	0.61	-	-	2,850													
2,900	0.00	0.00	0.00	-	334.00	-	-	0.00	0.00	0.00	-	350.00	-	19	-	-	0.00	0.00	0.00	-	0.01	-	20	0.00	0.00	0.00	-	1.50	-	20	2,900													
2,950	0.00	0.00	0.00	-	284.00	-	82	0.00	0.00	0.00	-	302.00	-	20	-	-	0.00	0.00	0.00	-	0.01	-	12	0.00	0.00	0.00	-	3.20	-	-	2,950													
3,000	0.00	0.00	0.00	-	234.00	-	86	0.00	0.00	0.00	-	255.00	-	41	-	-	0.00	0.00	0.00	-	0.01	-	100	0.00	0.00	0.00	-	6.40	-	20	3,000													
3,050	0.00	0.00	0.00	-	184.00	-	38	0.00	0.00	0.00	-	211.00	-	20	-	-	0.00	0.00	0.00	-	0.01	-	81	0.00	0.00	0.00	-	11.75	-	29	3,050													
3,100	156.00	156.00	156.00	156.00	156.00	1	67	0.00	0.00	0.00	-	170.00	-	20	-	-	0.00	156.00	0.00	-	0.03	-	206	0.00	0.00	0.00	-	20.50	-	140	3,100													
3,150	0.00	0.00	0.00	-	85.00	-	218	0.00	0.00	0.00	-	133.00	-	21	-	-	0.00	0.00	0.00	-	0.70	-	158	28.00	28.00	28.00	28.00	28.00	10	201	3,150													
3,200	51.00	53.00	51.00	52.00	52.00	23	79	0.00	0.00	0.00	-	100.00	-	501	-	-	0.00	53.00	0.00	-	6.60	-	150	0.00	0.00	0.00	-	51.00	-	500	3,200													
3,250	8.80	8.80	8.80	8.80	8.80	3	56	74.50	74.50	69.00	69.00	69.00	2	20	-	-	13.75	8.80	13.75	14.50	14.50	40	35	64.00	64.00	64.00	64.00	64.00	1	141	3,250													
3,300	0.00	0.00	0.00	-	1.90	-	-	0.00	0.00	0.00	-	51.50	-	1	-	-	0.00	0.00	0.00	-	67.50	-	-	0.00	0.00	0.00	-	102.00	-	40	3,300													

FTSE/Athex Large Cap

(Trade Unit: 1 Index Point x 2€ - Exercise Style: European, Cash Settlement)

Call Options																Put Options																									
Exercise Price	July 2023							August 2023							Other Months		July 2023							August 2023							Other Months		Exercise Price								
	Open price	Price max	Price min	Last price	Closing price	Volume	Open Interest	Open price	Price max	Price min	Last price	Closing price	Volume	Open Interest	Volume	Open Interest	Open price	Price max	Price min	Last price	Closing price	Volume	Open Interest	Open price	Price max	Price min	Last price	Closing price	Volume	Open Interest	Volume	Open Interest									
3,350	0.00	0.00	0.00	-	0.14	-	-	0.00	0.00	0.00	-	35.00	-	1			0.00	0.00	0.00	-	116.00	-	-	115.00	115.00	115.00	115.00	115.00	20	-			3,350								
3,400	0.00	0.00	0.00	-	0.01	-	-	0.00	0.00	0.00	-	22.75	-	-			0.00	0.00	0.00	-	166.00	-	-	0.00	0.00	0.00	-	173.00	-	-			3,400								
3,450	0.00	0.00	0.00	-	0.20	-	-	0.00	0.00	0.00	-	14.25	-	-			0.00	0.00	0.00	-	216.00	-	-	0.00	0.00	0.00	-	214.00	-	-			3,450								
3,500	-	-	-	-	-	-	-	0.00	0.00	0.00	-	8.60	-	-			-	-	-	-	-	-	-	0.00	0.00	0.00	-	259.00	-	-			3,500								
Totals:						27	626							2	664	0	0							40	882							31	1,091	0	0						
Number of Trades:						6							2							0							2							3							0

ALPHA SERVICES HOLD (CR)

(Contract Size: 100 Securities, Exercise Style: American, Physical Delivery)

Call Options														Put Options																				
Exercise Price	July 2023						August 2023						Other Months		July 2023						August 2023						Other Months		Exercise Price					
	Open price	Price max	Price min	Last price	Closing price	Volume	Open Interest	Open price	Price max	Price min	Last price	Closing price	Volume	Open Interest	Volume	Open Interest	Open price	Price max	Price min	Last price	Closing price	Volume	Open Interest	Open price	Price max	Price min	Last price	Closing price		Volume	Open Interest	Volume	Open Interest	
0.550						-	-						-	-									-	-										0.006
0.600						-	-						-	-									-	-										0.006
0.650						-	-						-	-									-	-										0.007
0.700						-	-						-	-									-	-										0.007
0.750						-	-						-	-									-	-										0.008
0.800	0.000	0.000	0.000		0.820	-	-						-	-			0.000	0.000	0.000		0.002	-	-										0.008	
0.850	0.000	0.000	0.000		0.770	-	-	0.000	0.000	0.000		0.771	-	-			0.000	0.000	0.000		0.001	-	-	0.000	0.000	0.000		0.001	-	-			0.009	
0.900	0.000	0.000	0.000		0.720	-	-	0.000	0.000	0.000		0.721	-	-			0.000	0.000	0.000		0.001	-	-	0.000	0.000	0.000		0.001	-	-			0.009	
0.950	0.000	0.000	0.000		0.670	-	-	0.000	0.000	0.000		0.672	-	-			0.000	0.000	0.000		0.001	-	-	0.000	0.000	0.000		0.001	-	-			0.010	
1.000	0.000	0.000	0.000		0.620	-	-	0.000	0.000	0.000		0.622	-	-			0.000	0.000	0.000		0.001	-	-	0.000	0.000	0.000		0.002	-	-			0.010	
1.100	0.000	0.000	0.000		0.520	-	-	0.000	0.000	0.000		0.522	-	-			0.000	0.000	0.000		0.001	-	-	0.000	0.000	0.000		0.001	-	-			0.011	
1.200	0.000	0.000	0.000		0.420	-	-	0.000	0.000	0.000		0.422	-	-			0.000	0.000	0.000		0.001	-	-	0.000	0.000	0.000		0.001	-	-			0.012	
1.300	0.000	0.000	0.000		0.320	-	-	0.000	0.000	0.000		0.324	-	-			0.000	0.000	0.000		0.001	-	-	0.000	0.000	0.000		0.002	-	-			0.013	
1.400	0.000	0.000	0.000		0.220	-	5	0.000	0.000	0.000		0.230	-	-			0.000	0.000	0.000		0.002	-	-	0.000	0.000	0.000		0.008	-	-			0.014	
1.500	0.000	0.000	0.000		0.122	-	10	0.000	0.000	0.000		0.149	-	-			0.000	0.000	0.000		0.002	-	-	0.000	0.000	0.000		0.026	-	-			0.015	
1.600	0.000	0.000	0.000		0.044	-	-	0.000	0.000	0.000		0.085	-	-			0.000	0.000	0.000		0.024	-	-	0.000	0.000	0.000		0.063	-	-			0.016	
1.700	0.000	0.000	0.000		0.008	-	-	0.000	0.000	0.000		0.043	-	-			0.000	0.000	0.000		0.088	-	-	0.000	0.000	0.000		0.121	-	-			0.017	
1.800	0.000	0.000	0.000		0.001	-	-	0.000	0.000	0.000		0.019	-	-			0.000	0.000	0.000		0.181	-	-	0.000	0.000	0.000		0.197	-	-			0.018	
1.900	0.000	0.000	0.000		0.003	-	-	0.000	0.000	0.000		0.007	-	-			0.000	0.000	0.000		0.280	-	-	0.000	0.000	0.000		0.285	-	-			0.019	
2.000	0.000	0.000	0.000		0.001	-	-	0.000	0.000	0.000		0.003	-	-			0.000	0.000	0.000		0.380	-	-	0.000	0.000	0.000		0.381	-	-			0.020	
2.200	0.000	0.000	0.000		0.001	-	-	0.000	0.000	0.000		0.001	-	-			0.000	0.000	0.000		0.580	-	-	0.000	0.000	0.000		0.580	-	-			0.022	
Totals:						0	15						0	0	0							0	0									0	0	
Number of Trades:						0							0	0								0.00										0	0	

NATIONAL BANK (CR)

(Contract Size: 100 Securities, Exercise Style: American, Physical Delivery)

Call Options																Put Options																			
July 2023								August 2023								Other Months		July 2023						August 2023						Other Months		Exercise Price			
Exercise Price	Open price	Price max	Price min	Last price	Closing price	Volume	Open Interest	Open price	Price max	Price min	Last price	Closing price	Volume	Open Interest	Volume	Open Interest	Open price	Price max	Price min	Last price	Closing price	Volume	Open Interest	Open price	Price max	Price min	Last price	Closing price	Volume	Open Interest	Volume		Open Interest		
2.000						-	-							-	-									-	-								0.020		
2.200						-	-							-	-									-	-								0.022		
2.400						-	-							-	-									-	-								0.024		
2.600						-	-							-	-									-	-								0.026		
2.800						-	-							-	-									-	-								0.028		
3.000						-	-							-	-									-	-								0.030		
3.200	0.000	0.000	0.000		3.02	-	-							-	-		0.000	0.000	0.000		0.001	-	-									0.032			
3.400	0.000	0.000	0.000		2.82	-	-							-	-		0.000	0.000	0.000		0.001	-	-									0.034			
3.600	0.000	0.000	0.000		2.62	-	-	0.000	0.000	0.000		2.63	-	-		0.000	0.000	0.000		0.001	-	-	0.000	0.000	0.000		0.001	-	-			0.036			
3.800	0.000	0.000	0.000		2.42	-	-	0.000	0.000	0.000		2.43	-	-		0.000	0.000	0.000		0.001	-	-	0.000	0.000	0.000		0.001	-	-			0.038			
4.000	0.000	0.000	0.000		2.22	-	-	0.000	0.000	0.000		2.23	-	-		0.000	0.000	0.000		0.001	-	-	0.000	0.000	0.000		0.001	-	-			0.040			
4.400	0.000	0.000	0.000		1.82	-	-	0.000	0.000	0.000		1.83	-	-		0.000	0.000	0.000		0.001	-	-	0.000	0.000	0.000		0.001	-	-			0.044			
4.800	0.000	0.000	0.000		1.42	-	-	0.000	0.000	0.000		1.43	-	-		0.000	0.000	0.000		0.001	-	-	0.000	0.000	0.000		0.002	-	-			0.048			
5.200	0.000	0.000	0.000		1.02	-	-	0.000	0.000	0.000		1.04	-	-		0.000	0.000	0.000		0.003	-	-	0.000	0.000	0.000		0.015	-	-			0.052			
5.600	0.000	0.000	0.000		0.621	-	-	0.000	0.000	0.000		0.692	-	-		0.000	0.000	0.000		0.001	-	10	0.000	0.000	0.000		0.062	-	-			0.056			
6.000	0.230	0.230	0.230	0.230	0.230	3	8	0.000	0.000	0.000		0.406	-	5		0.000	0.000	0.000		0.014	-	-	0.000	0.000	0.000		0.176	-	-			0.060			
6.400	0.000	0.000	0.000		0.022	-	-	0.000	0.000	0.000		0.208	-	-		0.000	0.000	0.000		0.201	-	-	0.000	0.000	0.000		0.378	-	-			0.064			
6.800	0.000	0.000	0.000		0.001	-	-	0.000	0.000	0.000		0.093	-	-		0.000	0.000	0.000		0.580	-	-	0.000	0.000	0.000		0.664	-	-			0.068			
7.200	0.000	0.000	0.000		0.001	-	-	0.000	0.000	0.000		0.036	-	-		0.000	0.000	0.000		0.980	-	-	0.000	0.000	0.000		1.01	-	-			0.072			
7.600	0.000	0.000	0.000		0.001	-	-	0.000	0.000	0.000		0.012	-	-		0.000	0.000	0.000		1.38	-	-	0.000	0.000	0.000		1.39	-	-			0.076			
8.000	0.000	0.000	0.000		0.001	-	-	0.000	0.000	0.000		0.004	-	-		0.000	0.000	0.000		1.78	-	-	0.000	0.000	0.000		1.78	-	-			0.080			
8.400	0.000	0.000	0.000		0.001	-	-	0.000	0.000	0.000		0.001	-	-		0.000	0.000	0.000		2.18	-	-	0.000	0.000	0.000		2.18	-	-			0.084			
Totals:						3	8					0	5	0	0								3	10								0	0	0	270
Number of Trades:						1						0		0									0.00									0		0	

OPAP (CR)

(Contract Size: 100 Securities, Exercise Style: American, Physical Delivery)

Call Options																	Put Options															
Exercise Price	July 2023						August 2023						Other Months		July 2023					August 2023					Other Months		Exercise Price					
	Open price	Price max	Price min	Last price	Closing price	Volume	Open Interest	Open price	Price max	Price min	Last price	Closing price	Volume	Open Interest	Volume	Open Interest	Open price	Price max	Price min	Last price	Closing price	Volume	Open Interest	Open price	Price max	Price min		Last price	Closing price	Volume	Open Interest	Volume
8.800						-	-						-	-								-	-									0.088
9.200						-	-						-	-								-	-									0.092
9.600						-	-						-	-								-	-									0.096
9.730	0.000	0.000	0.000		6.55	-	-						-	-			0.000	0.000	0.000		0.001	-	-									0.097
10.000						-	-						-	-								-	-									0.100
10.710	0.000	0.000	0.000		5.57	-	-						-	-			0.000	0.000	0.000		0.001	-	-									0.107
11.000	0.000	0.000	0.000		5.28	-	-	0.000	0.000	0.000		5.30	-	-			0.000	0.000	0.000		0.001	-	-	0.000	0.000	0.000		0.005	-	-		0.110
11.680	0.000	0.000	0.000		4.60	-	-						-	-			0.000	0.000	0.000		0.001	-	-									0.117
12.000	0.000	0.000	0.000		4.28	-	-	0.000	0.000	0.000		4.30	-	-			0.000	0.000	0.000		0.001	-	-	0.000	0.000	0.000		0.001	-	-		0.120
12.650	0.000	0.000	0.000		3.63	-	-						-	-			0.000	0.000	0.000		0.001	-	-									0.127
13.000	0.000	0.000	0.000		3.28	-	-	0.000	0.000	0.000		3.30	-	-			0.000	0.000	0.000		0.001	-	-	0.000	0.000	0.000		0.001	-	-		0.130
13.630	0.000	0.000	0.000		2.65	-	-						-	-			0.000	0.000	0.000		0.001	-	-									0.136
14.000	0.000	0.000	0.000		2.28	-	-	0.000	0.000	0.000		2.31	-	-			0.000	0.000	0.000		0.003	-	-	0.000	0.000	0.000		0.004	-	-		0.140
14.600	0.000	0.000	0.000		1.68	-	-						-	-			0.000	0.000	0.000		0.001	-	15									0.146
15.000	0.000	0.000	0.000		1.28	-	-	0.000	0.000	0.000		1.36	-	-			0.000	0.000	0.000		0.002	-	-	0.000	0.000	0.000		0.057	-	-		0.150
15.570	0.000	0.000	0.000		0.713	-	60						-	-			0.000	0.000	0.000		0.001	-	-									0.156
16.000	0.000	0.000	0.000		0.311	-	-	0.000	0.000	0.000		0.610	-	-			0.000	0.000	0.000		0.029	-	-	0.278	0.288	0.278	0.288	0.288	10	50		0.160
16.550	0.000	0.000	0.000		0.033	-	6						-	-			0.000	0.000	0.000		0.301	-	-									0.166
17.000	0.000	0.000	0.000		0.001	-	-	0.000	0.000	0.000		0.190	-	15			0.000	0.000	0.000		0.720	-	-	0.000	0.000	0.000		0.886	-	-		0.170
17.520	0.000	0.000	0.000		0.004	-	-						-	-			0.000	0.000	0.000		1.24	-	-									0.175
18.000	0.000	0.000	0.000		0.001	-	-	0.000	0.000	0.000		0.038	-	-			0.000	0.000	0.000		1.72	-	-	0.000	0.000	0.000		1.74	-	-		0.180
18.490	0.000	0.000	0.000		0.001	-	-						-	-			0.000	0.000	0.000		2.21	-	-									0.185
19.000	0.000	0.000	0.000		0.001	-	-	0.000	0.000	0.000		0.005	-	-			0.000	0.000	0.000		2.72	-	-	0.000	0.000	0.000		2.72	-	-		0.190
19.470	0.000	0.000	0.000		0.001	-	-						-	-			0.000	0.000	0.000		3.19	-	-									0.195
20.000	0.000	0.000	0.000		0.001	-	-	0.000	0.000	0.000		0.001	-	-			0.000	0.000	0.000		3.72	-	-	0.000	0.000	0.000		3.72	-	-		0.200
21.410	0.000	0.000	0.000		0.001	-	-						-	-			0.000	0.000	0.000		5.13	-	-									0.214
22.000	0.000	0.000	0.000		0.001	-	-	0.000	0.000	0.000		0.003	-	-			0.000	0.000	0.000		5.72	-	-	0.000	0.000	0.000		5.72	-	-		0.220
23.360	0.000	0.000	0.000		0.001	-	-						-	-			0.000	0.000	0.000		7.08	-	-									0.234
24.000						-	-	0.000	0.000	0.000		0.001	-	-								-	-	0.000	0.000	0.000		7.72	-	-		0.240
Totals:						0	66						0	15	0	0						0	15					10	60	0	0	
Number of Trades:						0							0		0							0.00						2		0		



OTE (CR)

(Contract Size: 100 Securities, Exercise Style: American, Physical Delivery)

Call Options														Put Options																			
Exercise Price	July 2023						August 2023						Other Months		July 2023						August 2023						Other Months		Exercise Price				
	Open price	Price max	Price min	Last price	Closing price	Volume	Open Interest	Open price	Price max	Price min	Last price	Closing price	Volume	Open Interest	Volume	Open Interest	Open price	Price max	Price min	Last price	Closing price	Volume	Open Interest	Open price	Price max	Price min	Last price	Closing price		Volume	Open Interest	Volume	Open Interest
9.200	0.000	0.000	0.000		5.40	-	-									0.000	0.000	0.000		0.001	-	-											0.092
9.600	0.000	0.000	0.000		5.00	-	-	0.000	0.000	0.000		5.02	-	-		0.000	0.000	0.000		0.001	-	-	0.000	0.000	0.000		0.001	-	-			0.096	
10.000	0.000	0.000	0.000		4.60	-	-	0.000	0.000	0.000		4.62	-	-		0.000	0.000	0.000		0.001	-	-	0.000	0.000	0.000		0.001	-	-			0.100	
11.000	0.000	0.000	0.000		3.60	-	-	0.000	0.000	0.000		3.62	-	-		0.000	0.000	0.000		0.001	-	-	0.000	0.000	0.000		0.001	-	-			0.110	
12.000	0.000	0.000	0.000		2.60	-	-	0.000	0.000	0.000		2.62	-	-		0.000	0.000	0.000		0.001	-	-	0.000	0.000	0.000		0.001	-	-			0.120	
13.000	0.000	0.000	0.000		1.60	-	-	0.000	0.000	0.000		1.63	-	-		0.000	0.000	0.000		0.001	-	5	0.000	0.000	0.000		0.013	-	-			0.130	
14.000	0.000	0.000	0.000		0.603	-	1	0.000	0.000	0.000		0.765	-	-		0.000	0.000	0.000		0.002	-	-	0.000	0.000	0.000		0.142	-	-			0.140	
15.000	0.000	0.000	0.000		0.012	-	20	0.260	0.260	0.260	0.260	0.260	2	2		0.000	0.000	0.000		0.411	-	-	0.000	0.000	0.000		0.607	-	-			0.150	
16.000	0.000	0.000	0.000		0.001	-	-	0.000	0.000	0.000		0.038	-	-		0.000	0.000	0.000		1.40	-	-	0.000	0.000	0.000		1.42	-	-			0.160	
17.000	0.000	0.000	0.000		0.002	-	-	0.000	0.000	0.000		0.004	-	-		0.000	0.000	0.000		2.40	-	-	0.000	0.000	0.000		2.40	-	-			0.170	
18.000	0.000	0.000	0.000		0.002	-	-	0.000	0.000	0.000		0.001	-	-		0.000	0.000	0.000		3.40	-	-	0.000	0.000	0.000		3.40	-	-			0.180	
19.000	0.000	0.000	0.000		0.001	-	-	0.000	0.000	0.000		0.001	-	-		0.000	0.000	0.000		4.40	-	-	0.000	0.000	0.000		4.40	-	-			0.190	
20.000	0.000	0.000	0.000		0.001	-	-	0.000	0.000	0.000		0.001	-	-		0.000	0.000	0.000		5.40	-	-	0.000	0.000	0.000		5.40	-	-			0.200	
22.000	0.000	0.000	0.000		0.001	-	-	0.000	0.000	0.000		0.001	-	-		0.000	0.000	0.000		7.40	-	-	0.000	0.000	0.000		7.40	-	-			0.220	
Totals:						0	21					2	2	0	0					0	5							0	50	0	0		
Number of Trades:						0						1	0							0.00							0		0				

PIRAEUS FINANCIAL HOLD (CR)

(Contract Size: 100 Securities, Exercise Style: American, Physical Delivery)

Call Options														Put Options																		
July 2023							August 2023							Other Months		July 2023							August 2023							Other Months		Exercise Price
Open price	Price max	Price min	Last price	Closing price	Volume	Open Interest	Open price	Price max	Price min	Last price	Closing price	Volume	Open Interest	Volume	Open Interest	Open price	Price max	Price min	Last price	Closing price	Volume	Open Interest	Open price	Price max	Price min	Last price	Closing price	Volume	Open Interest	Volume	Open Interest	
0.750					-	-						-	-									-	-									0.008
0.800					-	-						-	-									-	-									0.008
0.850					-	-						-	-									-	-									0.009
0.900					-	-						-	-									-	-									0.009
0.950					-	-						-	-									-	-									0.010
1.000					-	-						-	-									-	-									0.010
1.100					-	-						-	-									-	-									0.011
1.200					-	-						-	-									-	-									0.012
1.300					-	-						-	-									-	-									0.013
1.400					-	-						-	-									-	-									0.014
1.500					-	-						-	-									-	-									0.015
1.600	0.000	0.000	0.000		1.90	-	-					-	-			0.000	0.000	0.000		0.001	-	-									0.016	
1.700	0.000	0.000	0.000		1.80	-	-	0.000	0.000	0.000		1.80	-	-		0.000	0.000	0.000		0.001	-	-	0.000	0.000	0.000		0.001	-	-		0.017	
1.800	0.000	0.000	0.000		1.70	-	-	0.000	0.000	0.000		1.70	-	-		0.000	0.000	0.000		0.001	-	-	0.000	0.000	0.000		0.001	-	-		0.018	
1.900	0.000	0.000	0.000		1.60	-	-	0.000	0.000	0.000		1.60	-	-		0.000	0.000	0.000		0.001	-	-	0.000	0.000	0.000		0.001	-	-		0.019	
2.000	0.000	0.000	0.000		1.50	-	-	0.000	0.000	0.000		1.50	-	-		0.000	0.000	0.000		0.001	-	-	0.000	0.000	0.000		0.001	-	-		0.020	
2.200	0.000	0.000	0.000		1.30	-	-	0.000	0.000	0.000		1.30	-	-		0.000	0.000	0.000		0.001	-	-	0.000	0.000	0.000		0.001	-	-		0.022	
2.400	0.000	0.000	0.000		1.10	-	-	0.000	0.000	0.000		1.10	-	-		0.000	0.000	0.000		0.001	-	-	0.000	0.000	0.000		0.001	-	-		0.024	
2.600	0.000	0.000	0.000		0.900	-	-	0.000	0.000	0.000		0.905	-	-		0.000	0.000	0.000		0.005	-	-	0.000	0.000	0.000		0.002	-	-		0.026	
2.800	0.000	0.000	0.000		0.700	-	-	0.000	0.000	0.000		0.707	-	1		0.000	0.000	0.000		0.001	-	-	0.000	0.000	0.000		0.003	-	-		0.028	
3.000	0.000	0.000	0.000		0.500	-	-	0.000	0.000	0.000		0.518	-	-		0.000	0.000	0.000		0.001	-	-	0.000	0.000	0.000		0.013	-	-		0.030	
3.200	0.260	0.280	0.260	0.280	0.280	110	150	0.000	0.000	0.000		0.348	-	3		0.000	0.000	0.000		0.015	-	-	0.000	0.000	0.000		0.043	-	-		0.032	
3.400	0.000	0.000	0.000		0.112	-	-	0.000	0.000	0.000		0.211	-	-		0.000	0.000	0.000		0.012	-	-	0.000	0.000	0.000		0.105	-	-		0.034	
3.600	0.000	0.000	0.000		0.013	-	-	0.000	0.000	0.000		0.114	-	-		0.000	0.000	0.000		0.113	-	-	0.000	0.000	0.000		0.208	-	-		0.036	
3.800	0.000	0.000	0.000		0.002	-	-	0.000	0.000	0.000		0.055	-	-		0.000	0.000	0.000		0.300	-	-	0.000	0.000	0.000		0.350	-	-		0.038	
4.000	0.000	0.000	0.000		0.001	-	-	0.000	0.000	0.000		0.024	-	-		0.000	0.000	0.000		0.500	-	-	0.000	0.000	0.000		0.519	-	-		0.040	
4.400	0.000	0.000	0.000		0.001	-	-	0.000	0.000	0.000		0.003	-	-		0.000	0.000	0.000		0.900	-	-	0.000	0.000	0.000		0.901	-	-		0.044	
4.800	0.000	0.000	0.000		0.001	-	-	0.000	0.000	0.000		0.001	-	-		0.000	0.000	0.000		1.30	-	-	0.000	0.000	0.000		1.30	-	-		0.048	
5.200					-	-		0.000	0.000	0.000		0.001	-	-							-	-	0.000	0.000	0.000		1.70	-	-		0.052	
Totals:					110	150						0	4	0	0						110	0					0	0	0	0	0	
Number of Trades:					2							0	0								0.00						0	0				

PPC (CR)

(Contract Size: 100 Securities, Exercise Style: American, Physical Delivery)

Exercise Price	Call Options														Volume	Open Interest	Volume	Open Interest	Exercise Price	Put Options																	
	July 2023							August 2023												Other Months		July 2023							August 2023							Other Months	
	Open price	Price max	Price min	Last price	Closing price	Volume	Open Interest	Open price	Price max	Price min	Last price	Closing price	Volume	Open Interest						Volume	Open Interest	Open price	Price max	Price min	Last price	Closing price	Volume	Open Interest	Open price	Price max	Price min	Last price	Closing price	Volume	Open Interest	Volume	Open Interest
3.600						-	-							-	-																		0.036				
3.800						-	-							-	-																		0.038				
4.000						-	-							-	-																		0.040				
4.400						-	-							-	-																		0.044				
4.800						-	-							-	-																		0.048				
5.200						-	-							-	-																		0.052				
5.600						-	-							-	-																		0.056				
6.000	0.000	0.000	0.000		4.75	-	-	0.000	0.000	0.000		4.76	-	-	0.000	0.000	0.000	0.000	0.001	-	-	0.000	0.000	0.000	0.000	0.001	-	-	0.000	0.000	0.060						
6.400	0.000	0.000	0.000		4.35	-	-	0.000	0.000	0.000		4.36	-	-	0.000	0.000	0.000	0.000	0.001	-	-	0.000	0.000	0.000	0.000	0.001	-	-	0.000	0.000	0.064						
6.800	0.000	0.000	0.000		3.95	-	-	0.000	0.000	0.000		3.96	-	-	0.000	0.000	0.000	0.000	0.001	-	-	0.000	0.000	0.000	0.000	0.001	-	-	0.000	0.000	0.068						
7.200	0.000	0.000	0.000		3.55	-	-	0.000	0.000	0.000		3.56	-	-	0.000	0.000	0.000	0.000	0.001	-	-	0.000	0.000	0.000	0.000	0.001	-	-	0.000	0.000	0.072						
7.600	0.000	0.000	0.000		3.15	-	-	0.000	0.000	0.000		3.16	-	-	0.000	0.000	0.000	0.000	0.003	-	-	0.000	0.000	0.000	0.000	0.001	-	-	0.000	0.000	0.076						
8.000	0.000	0.000	0.000		2.75	-	-	0.000	0.000	0.000		2.76	-	-	0.000	0.000	0.000	0.000	0.001	-	-	0.000	0.000	0.000	0.000	0.001	-	-	0.000	0.000	0.080						
8.400	0.000	0.000	0.000		2.35	-	-	0.000	0.000	0.000		2.37	-	-	0.000	0.000	0.000	0.000	0.001	-	-	0.000	0.000	0.000	0.000	0.006	-	-	0.000	0.000	0.084						
8.800	0.000	0.000	0.000		1.95	-	-	0.000	0.000	0.000		1.98	-	-	0.000	0.000	0.000	0.000	0.001	-	-	0.000	0.000	0.000	0.000	0.017	-	-	0.000	0.000	0.088						
9.200	0.000	0.000	0.000		1.55	-	22	0.000	0.000	0.000		1.61	-	-	0.000	0.000	0.000	0.000	0.001	-	6	0.000	0.000	0.000	0.045	-	-	0.000	0.000	0.092							
9.600	0.000	0.000	0.000		1.15	-	5	0.000	0.000	0.000		1.26	-	22	0.000	0.000	0.000	0.000	0.001	-	5	0.000	0.000	0.000	0.098	-	-	0.000	0.000	0.096							
10.000	0.800	0.800	0.800	0.800	0.800	10	20	0.000	0.000	0.000		0.954	-	-	0.000	0.000	0.000	0.000	0.001	-	20	0.000	0.000	0.000	0.187	-	-	0.000	0.000	0.100							
11.000	0.000	0.000	0.000		0.045	-	7	0.000	0.000	0.000		0.392	-	57	0.000	0.000	0.000	0.000	0.294	-	-	0.000	0.000	0.000	0.625	-	-	0.000	0.000	0.110							
12.000	0.000	0.000	0.000		0.002	-	-	0.000	0.000	0.000		0.122	-	-	0.000	0.000	0.000	0.000	1.25	-	-	0.000	0.000	0.000	1.36	-	-	0.000	0.000	0.120							
13.000	0.000	0.000	0.000		0.001	-	-	0.000	0.000	0.000		0.028	-	-	0.000	0.000	0.000	0.000	2.25	-	-	0.000	0.000	0.000	2.27	-	-	0.000	0.000	0.130							
14.000	0.000	0.000	0.000		0.001	-	-	0.000	0.000	0.000		0.005	-	-	0.000	0.000	0.000	0.000	3.25	-	-	0.000	0.000	0.000	3.25	-	-	0.000	0.000	0.140							
15.000	0.000	0.000	0.000		0.001	-	-	0.000	0.000	0.000		0.001	-	-	0.000	0.000	0.000	0.000	4.25	-	-	0.000	0.000	0.000	4.25	-	-	0.000	0.000	0.150							
16.000						-	-	0.000	0.000	0.000		0.001	-	-								0.000	0.000	0.000	5.25	-	-				0.160						
Totals:						10	54							0	79	0	0																				
Number of Trades:						1								0		0																					

Lending Products	Underlying Title	Multilateral Transactions[1]					Bilateral Transactions[2]		Stock Borrowing through OTC (volume)[3]
		Open Interest[5]	Volume(Offered)	Average Weighted	Transactions volume	Average Weighted	Transactions Volume	Average Weighted	Transactions Volume
ADMIEBOR	ADMIE (IPTO) HOLDING S.A. (CR)	---	---	---	---	---	---	473,439	
AEGNBOR	AEGEAN AIRLINES (CR)	---	---	---	---	---	---	23,197	
ALPHABOR	ALPHA SERVICES HOLD (CR)	10,764	---	---	---	---	---	58,570,049	
ALMYBOR	ALUMIL (CR)	---	---	---	---	---	---	---	
OTOELBOR	AUTOHELLAS SA (CR)	---	---	---	---	---	---	183,371	
AVAXBOR	AVAX S.A. (CR)	---	---	---	---	---	---	---	
EEEBOR	CC HBC AG (CR)	2,661	---	---	---	---	---	47,768	
CENERBOR	CENERGY HOLDINGS (CB)	2,350	---	---	---	---	---	---	
ELLAKTORBOR	ELLAKTOR (CR)	3,260	---	---	---	---	---	153,191	
ELHABOR	ELVALHALCOR (CR)	3,147	---	---	---	---	---	64,887	
EUROBBOR	EUROBANK HOLDINGS (CR)	15,000	---	---	---	---	---	34,077,540	
EYDAPBOR	EYDAP S.A. (CR)	2,601	---	---	---	---	---	246,728	
FFGRPBOR	FOLLI FOLLIE (CR)	---	---	---	---	---	---	886,279	
FOYRKBOR	FOURLIS (CR)	1,500	---	---	---	---	---	10,873	
GEKTERNABOR	GEK TERNA (CR)	1,591	---	---	---	---	---	1,293	
SARBOR	GR. SARANTIS S.A. (CR)	1,877	---	---	---	---	---	60,039	
EXAEBOR	HELLENIC EXCHANGES-A.S.E. (CR)	4,000	---	---	---	---	---	167,063	
ELPEBOR	HELLENIQ ENERGY (CR)	1,200	---	---	---	---	---	404,625	
INTRKBOR	INTRACOM HOLDINGS (CR)	---	---	---	---	---	---	---	
INKATBOR	INTRAKAT (CR)	---	---	---	---	---	---	---	
BELABOR	JUMBO SA (CR)	11,098	---	---	---	---	---	216,129	
LAMDABOR	LAMDA DEVELOPMENT SA (CR)	500	---	---	---	---	---	525,367	
MIGBOR	MIG (CR)	1,552	---	---	---	---	---	40,179	
MOHBOR	MOTOR OIL (CR)	20,279	---	---	---	---	---	830,570	
MYTILBOR	MYTILINEOS (CR)	18,122	---	---	---	---	---	162,726	
ETEBOR	NATIONAL BANK (CR)	1,074	---	---	1,344	6.36%	---	9,174,756	
OPAPBOR	OPAP (CR)	2,000	---	---	---	---	---	1,568,515	
HTOBOR	OTE (CR)	2,700	---	---	---	---	---	1,748,365	
PPABOR	P.P.A. S.A. (CR)	---	---	---	---	---	---	65,287	
TPEIRBOR	PIRAEUS FINANCIAL HOLD (CR)	5,000	---	---	---	---	---	789,868	
PPCBOR	PPC (CR)	8,200	---	---	---	---	---	1,578,807	

## Stock Lending Notes

[1] - Multilateral contracts Lending or Borrowing as per Methods 8-1, 8-2 and 8-3-3 (According to ATHEX BoD Resolution No.17)

[2] - Bilateral Contracts Lending or Borrowing as per Methods 8-3-1 and 8-3-2 (According to ATHEX BoD Resolution No.20 )

[3] - The information concerning OTC Stock Borrowing Transactions is based on the statements of the Dematerialised Securities System (DSS) operators involved and refers to volumes that have been registered up until the previous working day.

[4] - Average Price (Volume weighted)

[5] - The Data concerning Open Interest before the start of trading session

Lending Products	Underlying Title	Open Interest[5]	Multilateral Transactions[1]				Bilateral Transactions[2]		Stock Borrowing through OTC (volume)[3]	
			Volume(Offered)	Average Weighted	Transactions volume	Average Weighted	Transactions Volume	Average Weighted	Transactions Volume	
QUALBOR	QUALITY & RELIABILITY SA (CR)	---	---	---	---	---	---	---	---	
QUESTBOR	QUEST HOLDINGS (CR)	300	---	---	---	---	---	---	31,564	
TENERGYBOR	TERNA ENERGY (CR)	---	---	---	---	---	---	---	211,011	
TITCBOR	TITAN CEMENT (CB)	3,750	---	---	---	---	---	---	328,413	
VIORBOR	VIOHALCO SA/NV (CB)	2,934	---	---	---	---	---	---	---	

## Stock Lending Notes

[1] - Multilateral contracts Lending or Borrowing as per Methods 8-1, 8-2 and 8-3-3 (According to ATHEX BoD Resolution No.17)

[2] - Bilateral Contracts Lending or Borrowing as per Methods 8-3-1 and 8-3-2 (According to ATHEX BoD Resolution No.20 )

[3] - The information concerning OTC Stock Borrowing Transactions is based on the statements of the Dematerialised Securities System (DSS) operators involved and refers to volumes that have been registered up until the previous working day.

[4] - Average Price (Volume weighted)

[5] - The Data concerning Open Interest before the start of trading session

## Sectors codification for listed companies

12003-	ETF	10101010	Computer Services
10101015	Software	10102030	Computer Hardware
15101010	Telecommunications Equipment	15102015	Telecommunications Services
20101010	Health Care Facilities	20101025	Health Care Services
20102010	Medical Equipment	20103015	Pharmaceuticals
30101010	Banks	30202000	Diversified Financial Services
30202010	Asset Managers & Custodians	30202015	Investment Services
30204000	Closed End Investments	30302010	Full Line Insurance
30302015	Insurance Brokers	30302025	Property and Casualty Insurance
35101010	Real Estate Holding and Development	35101015	Real Estate Services
35102000	Diversified REITs	35102030	Office REITs
40201040	Rental & Leasing Services: Consumer	40202010	Home Construction
40202015	Household Furnishings	40202020	Household Appliance
40203040	Electronic Entertainment	40203045	Toys
40204020	Clothing & Accessories	40301010	Entertainment
40301030	Publishing	40301035	Radio & TV Broadcasters
40401010	Diversified Retailers	40401020	Apparel Retailers
40401025	Home Improvement Retailers	40401030	Specialty Retailers
40501010	Airlines	40501015	Travel & Tourism
40501020	Casinos & Gambling	40501025	Hotels & Motels
45101015	Distillers & Vintners	45101020	Soft Drinks
45102010	Farming Fishing Ranching & Plantations	45102020	Food Products
45103010	Tobacco	45201010	Food Retailers & Wholesalers
45201020	Personal Products	50101010	Construction
50101020	Building Roof/Wallboard and Plumbing	50101030	Cement
50101035	Building Materials: Other	50202010	Electrical Components
50203000	Diversified Industrials	50203015	Plastics
50203030	Containers & Packaging	50204000	Machinery: Industrial
50204020	Machinery: Construction & Handling	50205010	Industrial Suppliers
50205020	Back Office Support HR & Consulting	50205030	Forms & Bulk Printing Services
50206015	Commercial Vehicles & Parts	50206030	Marine Transportation
50206060	Transportation Services	55101000	Diversified Materials
55101020	Textile Products	55102000	General Mining
55102010	Iron & Steel	55102015	Metal Fabricating
55102035	Aluminum	60101020	Oil Refining and Marketing
65101010	Alternative Electricity	65101015	Conventional Electricity
65102030	Water		



**ATHEX**  
Athens Stock Exchange

Λεωφ. Αθηνών 110 104 42 Αθήνα  
110, Athinon Ave. GR 104 42 Athens  
tel. (+30)210-33.66.800, fax (+30)210-33.66.101  
[www.athexgroup.gr](http://www.athexgroup.gr)