

23

Ημερήσιο Δελτίο
Συναλλακτικής Δραστηριότητας

Daily Official List
of Trading Activity

Wednesday, 19 July, 2023

Year: 144 Trading Day No: 135



ATHEXGROUP
Athens Exchange Group

Disclaimer:

Hellenic Exchanges-Athens Stock Exchange S.A endeavours to ensure that the data and other material ("Information") presented on the Daily Official List are accurate and complete, but it is not liable for any errors or omissions of data or /and for the accuracy, credibility, updating and completeness of the aforesaid information nor it has any liability arising directly or indirectly from the use of the above Information.

The Company is not liable for the accuracy of the data included in listed companies' announcements. Only the sender of such an announcement is fully and solely liable for any infringement of third party's rights from the content of such announcement. All contents of the Daily Official List are provided only for information purposes and do not constitute investment advice or solicitation to invest in securities or other products listed for trading on the Exchange.

You acknowledge and agree that the Company is the owner of any property rights related to any Information appearing on the Daily Official List including intellectual property rights copyright, trademarks, etc.

The above data are a property of the Hellenic Exchanges-Athens Exchange and are copyright protected. Users are forbidden to reproduce, modify, copy, sale, transmit or redistribute, by all reproduction means and methods, part or the whole of the above data, without reference to their source.

The commercial exploitation of these data is, also, forbidden by third parties. Hellenic Exchanges-Athens Exchange does not carry any responsibility, direct or indirect, derived from usage or accidental alteration of the above data when used by third parties.

Hellenic Exchanges – Athens Stock Exchange S.A.

110 Athinon Ave., 10442 Athens, Tel: (210) 33.66.800, Fax: (210) 32.13.938

www.athexgroup.gr

Thessalonica Stock Exchange Center (T.S.E.C)

16-18 Katouni Str., Thessalonica 546 25 Tel: (2310) 567.667, Fax: (2310) 530.545

Athex Members Guarantee Fund

14-16 Fidiou Str., Athens 106 78, Tel: (210) 33.04.682, Fax: (210) 33.04.155

Hellenic Republic Capital Market Commission

1 Kolokotroni Str. & 1 Stadiou Str., Athens 10562 Tel: (210) 33.77.100 Fax: (210) 33.77.173

Table of Contents

Section 1: Statistical Figures of Securities, Derivatives and Lending

Summary of Markets

Athex Indices

Analytic Figures for Athex Market's Boards and Categories

Trading Details by Athex Sectors and Financial Instruments (ETFs)

Top 10 best & worst performing Shares

Derivatives Summary

Section 2: Analytic Figures of Shares Transactions

Analytic Figures of Shares Transactions

Shares' Notes

Section 3: Figures of Securities Transactions

Securities Blocks Details

Shares Rights Details

Stock Borrowing

Forced Sales Details

Forced Sales Registered Shares

Exchange Traded Funds (ETFs) Characteristics

Section 5: Bonds traded in Fixed Income Assets Market

Convertible Corporate Bonds - Regulated Market

Non Convertible Corporate Bonds - Regulated Market

Government Bonds

Treasury Bills & Zero Coupon Government Bonds

Government Bonds Traded with the Open Outcry Method

State Banks Bonds

Section 6: Additional Infos

Athex & ATHEXClear Members List

List of Stocks under Market Making operations

Section 7: Derivatives Market Analytic Figures

Index Futures

Stock Futures

Index Options

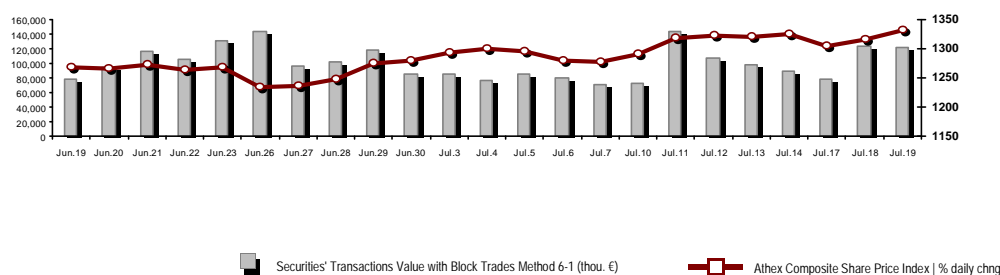
Stock Options

Stock Lending Analytic Figures

Appendix A: Sectors codification for listed companies

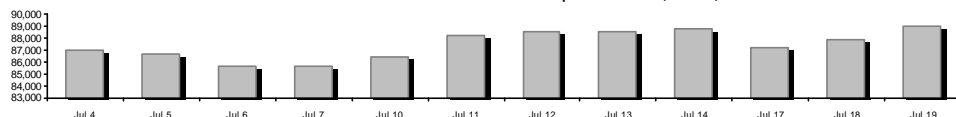
Summary of Markets

Athex Composite Share Price Index vs Shares and Derivatives Transactions Value

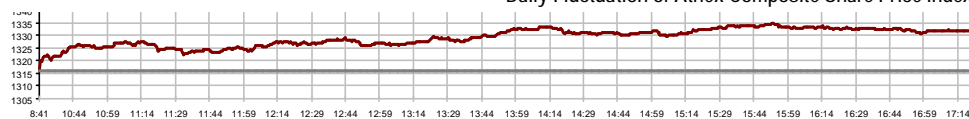


Athex Capitalisation (mill. €)**:	88,966.48		Derivatives Total Open Interest	539,732
Daily change: mill. € %	1,076.82	1.23%	in Index Futures % daily chng	6,777 -0.99%
Yearly Avg Capitalisation: mill. € % chng prev year Avg	76,857.15	21.88%	in Stock Futures % daily chng	528,971 0.97%
Athex Composite Share Price Index % daily chng	1,331.62	1.20%	in Index Options % daily chng	3,100 6.13%
Athex Composite Share Price Index Capitalisation (mill. €)	81,702.83		in Stock Options % daily chng	884 0.23%
Daily change (mill. €)	1,053.02			
Securities' Transactions Value with Block Trades Method 6-1 (t)	122,006.76		Derivatives Contracts Volume:	24,409
Daily change: %	-1,472.86	-1.19%	Daily change: pieces %	766 3.24%
YtD Avg Trans. Value: thou. € % chng prev year Avg	107,716.16	49.09%	YtD Avg Derivatives Contracts % chng prev year Avg	47,794 39.13%
Blocks Transactions Value of Method 6-1 (thou. €)	15,438.64		Derivatives Trades Number:	2,598
Blocks Transactions Value of Method 6-2 & 6-3 (thou. €)	0.00		Daily change: number %	463 21.69%
Bonds Transactions Value (thou.€)	1,199.52		YtD Avg Trades number % chng prev year Avg	2,420 17.81%
Securities' Transactions Volume with Block Trades Method 6-1 (tho)	30,107.02		Lending Total Open Interest	127,060
Daily change: thou. pieces %	1,001.05	3.44%	Daily change: pieces %	13,900 12.28%
YtD Avg Volume: % chng prev year Avg	37,796.59	33.32%	Lending Volume (Multilateral/Bilateral)	2,400
Blocks Transactions Volume of Method 6-1 (thou. Pieces)	4,688.72		Daily change: pieces %	-11,500
Blocks Transactions Volume of Method 6-2 & 6-3 (thou. Pieces)	0.00		Multilateral Lending	2,400
Bonds Transactions Volume	1,283,000		Bilateral Lending	0
Securities' Trades Number with Block Trades Method 6-1	44,735		Lending Trades Number:	8
Daily change: number %	-109	-0.24%	Daily change: %	-31
YtD Avg Trades number % chng prev year Avg	36,110	22.75%	Multilateral Lending Trades Number	8
Number of Blocks Method 6-1	21		Bilateral Lending Trades Number	0
Number of Blocks Method 6-2 & 6-3	0			
Number of Bonds Transactions	144			

Athex Capitalisation (mill. €)**



Daily Fluctuation of Athex Composite Share Price Index



Athex Composite Share Price Index at 18/07/2023

Daily Fluctuation of Athex Composite Share Price Index at 19/07/2023

Athex Indices

Index name	19/07/2023	18/07/2023	pts.	%	Min	Max	Year min	Year max	Year change
Athex Composite Share Price Index	1,331.62 #	1,315.89	15.73	1.20%	1,315.89	1,334.55	929.79	1,334.55	43.22% #
Athex ESG Index	1,518.77 #	1,499.73	19.04	1.27%	1,499.73	1,524.06	1,057.52	1,524.06	43.60% #
FTSE/Athex Large Cap	3,233.45 #	3,192.49	40.96	1.28%	3,192.49	3,245.38	2,250.77	3,245.38	43.61% #
FTSE/Athex Mid Cap Index	2,177.71 #	2,163.08	14.63	0.68%	2,163.08	2,180.07	1,411.43	2,180.07	54.29% #
FTSE/ATHEX High Dividend Yield Index	4,005.62 #	3,959.74	45.88	1.16%	3,954.05	4,010.02	3,028.28	4,036.12	32.27% #
FTSE/ATHEX Global Traders Index Plus	3,993.73 #	3,951.81	41.92	1.06%	3,951.81	4,028.98	2,616.09	4,028.98	52.66% #
FTSE/ATHEX Mid & Small Cap Factor-Weighted Ind	5,583.26 #	5,558.73	24.53	0.44%	5,542.15	5,593.64	4,353.12	5,593.64	27.02% #
ATHEX Select Index Plus	4,631.80 #	4,568.84	62.96	1.38%	4,559.10	4,631.80	3,071.06	4,631.80	50.82% #
ATHEX Select Index	6,721.97 #	6,692.83	29.14	0.44%	6,682.72	6,761.08	4,343.88	6,761.08	54.75% #
FTSE/Athex Market Index	769.62 #	760.50	9.12	1.20%	760.50	772.02	539.21	772.02	42.69% #
Athex Composite Index Total Return Index	2,403.93 #	2,375.53	28.40	1.20%	2,375.53	2,409.22	1,641.17	2,409.22	46.48% #
FTSE/Athex Large Cap Total Return	5,290.52 #	5,223.50	67.02	1.28%			3,623.42	5,290.52	46.92% #
FTSE/Athex Mid Cap Total Return	2,909.77 #	2,890.22	19.55	0.68%			1,881.61	2,909.77	56.64% #
Hellenic Mid & Small Cap Index	1,961.60 #	1,927.27	34.33	1.78%	1,927.27	1,962.33	1,365.14	1,962.33	43.69% #
FTSE/Athex Banks	1,095.28 #	1,092.76	2.52	0.23%	1,088.36	1,106.14	640.09	1,106.14	70.99% #
FTSE/Athex Financial Services	1,470.08 #	1,455.25	14.83	1.02%	1,435.49	1,475.02	672.72	1,475.02	114.48% #
FTSE/Athex Industrial Goods & Services	8,091.99 #	7,836.99	255.00	3.25%	7,836.99	8,154.64	4,603.86	8,154.64	74.45% #
FTSE/Athex Retail	1,345.78 #	1,333.27	12.51	0.94%	1,319.00	1,348.18	901.21	1,353.44	49.33% #
FTSE/ATHEX Real Estate	4,734.81 #	4,716.36	18.45	0.39%	4,689.38	4,734.81	3,750.22	4,816.41	16.25% #
FTSE/Athex Consumer Goods & Services	15,520.78 #	15,362.52	158.26	1.03%	15,362.52	15,933.11	8,974.47	15,933.11	69.48% #
FTSE/Athex Food & Beverage	10,217.95 #	10,222.99	-5.04	-0.05%	10,124.66	10,232.03	8,101.49	11,188.59	20.69% #
FTSE/Athex Basic Resources	9,296.89 #	9,065.18	231.71	2.56%	9,050.68	9,320.46	6,463.31	9,481.05	43.26% #
FTSE/Athex Construction & Materials	4,728.26 #	4,641.30	86.96	1.87%	4,594.23	4,743.22	3,204.90	4,743.22	47.53% #
FTSE/Athex Energy	5,250.62 #	5,244.27	6.35	0.12%	5,232.66	5,327.09	4,780.16	5,856.79	4.39% #
FTSE/Athex Travel & Leisure	2,984.18 #	2,920.12	64.06	2.19%	2,915.34	2,984.79	2,196.17	2,984.79	34.59% #
FTSE/Athex Technology	2,922.50 #	2,907.23	15.27	0.53%	2,900.06	2,933.47	2,047.81	2,942.59	42.27% #
FTSE/Athex Telecommunications	4,084.61 #	3,962.02	122.59	3.09%	3,962.02	4,149.34	3,511.53	4,415.99	0.32% #
FTSE/Athex Utilities	5,989.44 #	5,838.17	151.27	2.59%	5,838.17	6,025.73	4,598.77	6,158.52	30.24% #
FTSE/Athex Health Care	466.65 #	465.02	1.63	0.35%	462.21	473.78	387.42	474.20	11.40% #
FTSE/Athex Personal Products	7,582.46 #	7,713.92	-131.46	-1.70%	7,582.46	7,798.43	6,441.87	7,958.05	14.78% #
Athex All Share Index	311.21 #	307.42	3.79	1.23%	311.21	311.21	231.11	311.21	35.17% #
MSCI GREECE REBASED	5,135.32 #	5,056.98	78.34	1.55%	5,056.98	5,164.54	4,125.04	5,164.54	--- -
Hellenic Corporate Bond Index	124.31 #	124.22	0.09	0.07%			118.78	124.31	4.47% #
Hellenic Corporate Bond Price Index	88.30 #	88.25	0.05	0.06%			85.96	88.53	2.40% #

Note 1: FTSE/Med 100, Hellenic Corporate Bond Price Index and Hellenic Corporate Bond Index closing prices refer to the previous trading day of 17/07/2023.

Note 2: The Hellenic Mid & Small Cap Index is a Customized index calculated by the Athens Exchange.

Analytic Figures for Athex Market's Boards and Categories

	Total Traded Securities	Main Market	Surveillance	Exchange Traded Funds (ETFs)
Totals	127	116	10	1
Gain / Lose / Same:	74 / 34 / 19	71 / 32 / 13	2 / 2 / 6	1 / 0 / 0
Athex Capitalisation (mill. €) **	88,966.48	88,561.11	405.38	
Daily Average Trans/ons Value(thou.€)	107,716.16	107,461.24	246.39	55.47
Transactions Value	122,006.76	121,782.03	223.38	1.36
Main Board:	106,568.12	106,343.39	223.38	1.36
Blocks Board 6_2_3:	15,438.64	15,438.64	0.00	0.00
Forced Sales Board:	0.00	0.00	0.00	0.00
Special Terms Board:	0.00	0.00	0.00	0.00
Daily Average Transactions Volume	37,796,586	36,768,524	1,033,246	1,958
Transactions Volume	30,107,019	29,534,421	572,556	42
Main Board:	25,418,297	24,845,699	572,556	42
Blocks Board 6_2_3:	4,688,722	4,688,722	0	0
Forced Sales Board:	0	0	0	0
Special Terms Board:	0	0	0	0
Daily Average Number of Trades	36,110	35,879	229	3
Number of Trades	44,735	44,581	149	5
Main Board:	44,714	44,560	149	5
Blocks Board 6_2_3:	21	21	0	0
Forced Sales Board:	0	0	0	0
Special Terms Board:	0	0	0	0

Trading Details by Athex Sectors and Financial Instruments (ETFs)

Code	Sectors	Gain / Lose / Same	Number of Trades	Transactions Volume	Transactions Value	% of Total Trans. Value
3010	- Banks	5 / 1 / 0	12,942	17,880,102	47,300,628.00	38.77%
5510	- Basic Resources	11 / 2 / 0	2,059	784,361	2,022,750.13	1.66%
5010	- Construction & Materials	7 / 3 / 4	5,294	3,002,737	9,620,841.03	7.89%
4020	- Consumer Products & Services	5 / 1 / 2	2,350	531,246	7,209,221.88	5.91%
6010	- Energy	2 / 2 / 0	2,063	261,214	4,599,049.60	3.77%
12000	- Financial Instruments	1 / 0 / 0	5	42	1,359.18	0.00%
3020	- Financial Services	1 / 3 / 1	631	167,430	963,759.31	0.79%
4510	- Food Beverage & Tobacco	5 / 2 / 1	337	63,081	581,542.74	0.48%
2010	- Health Care	2 / 1 / 0	366	366,302	298,368.12	0.24%
5020	- Industrial Goods & Services	11 / 4 / 3	4,510	1,047,406	14,168,104.50	11.61%
3030	- Insurance	0 / 1 / 0	43	8,223	38,501.10	0.03%
4030	- Media	1 / 0 / 0	9	4,850	2,546.98	0.00%
4520	- Personal Care, Drug & Grocery Stores	1 / 1 / 1	413	2,021,380	1,346,050.42	1.10%
3510	- Real Estate	7 / 1 / 3	1,187	518,610	2,949,545.81	2.42%
4040	- Retail	3 / 1 / 2	494	190,601	755,488.75	0.62%
1010	- Technology	4 / 6 / 1	1,292	423,041	1,522,550.40	1.25%
1510	- Telecommunications	2 / 0 / 0	2,252	422,572	6,109,928.35	5.01%
4050	- Travel & Leisure	3 / 3 / 1	2,380	873,809	6,980,456.41	5.72%
6510	- Utilities	3 / 2 / 0	6,108	1,540,012	15,536,070.97	12.73%

Top 10 best & worst performing Shares

Main Market

With positive Price change	Closing price	change	With negative Price change	Closing price	change
TZIRAKIAN PROFIL (CR)	2.35	11.37% #	KIRIAKOULIS SHIPPING SA (CR)	1.065	-4.91% €
FIERATEX SA (CR)	0.53	9.50% #	NAFPAKTOS TEXTILE (CR)	1.22	-3.18% €
CPI SA (CR)	0.678	9.35% #	EKTER SA (CR)	2.22	-3.06% €
ELLAKTOR (CR)	2.67	7.01% #	DOMIKI KRITIS SA (CR)	1.845	-2.90% €
CENERGY HOLDINGS (CB)	6.55	6.33% #	PETROPOULOS PETROS (CR)	8.92	-2.83% €
ELGEKA SA (CR)	0.566	5.60% #	MEDICON S.A (CR)	3.5	-2.24% €
BIOKARPET S.A.(CR)	2.78	5.30% #	ELINOIL S.A. (CR)	2.71	-2.17% €
EUROCONSULTANTS S.A. (CR)	0.896	4.43% #	THRACE PLASTICS SA (CR)	5.29	-2.04% €
MOTODYNAMICS S.A. (CR)	3.4	4.29% #	ELASTRON (CR)	3.22	-1.83% €
KORDELLOS BROS SA (CR)	0.65	3.50% #	GR. SARANTIS S.A. (CR)	7.6	-1.81% €
With the highest Transactions Value	Value (thou. €)	change	With the highest Transactions Volume	Volume	change
PIRAEUS FINANCIAL HOLD (CR)	19,343.84	-0.63% €	ALPHA SERVICES HOLD (CR)	5,588,452	1.03% #
MYTILINEOS (CR)	10,527.50	3.30% #	PIRAEUS FINANCIAL HOLD (CR)	5,481,443	-0.63% €
NATIONAL BANK (CR)	10,417.70	0.29% #	EUROBANK HOLDINGS (CR)	5,128,713	0.03% #
ALPHA SERVICES HOLD (CR)	9,061.74	1.03% #	ELGEKA SA (CR)	1,992,251	5.60% #
EUROBANK HOLDINGS (CR)	8,376.58	0.03% #	NATIONAL BANK (CR)	1,675,378	0.29% #
TERNA ENERGY (CR)	7,432.95	1.80% #	INTRAKAT (CR)	864,289	0.33% #
PPC (CR)	6,835.48	3.36% #	AVAX S.A. (CR)	745,744	-1.03% €
JUMBO SA (CR)	6,360.93	1.09% #	PPC (CR)	641,175	3.36% #
OTE (CR)	6,057.42	3.11% #	ADMIE (IPTO) HOLDING S.A. (CR)	451,566	2.71% #
OPAP (CR)	4,493.81	2.13% #	OTE (CR)	416,552	3.11% #

Note: Stocks that are not included in the "Under Supervision" category, and the transactions value is more than 10,000 €.

Derivatives Summary

	Number of Trades	Volume	Open Interest
Index Futures	379	4,673	6,777
FTSE/Athex Banks	2	20	1,374
FTSE/Athex Large Cap	369	4,493	4,723
MSCI GREECE REBASED	8	160	680
Stock Futures	2,187	19,378	528,971
ADMIE (IPTO) HOLDING S.A. (CR)	108	931	16,102
AEGEAN AIRLINES (CR)	45	240	5,246
ALPHA SERVICES HOLD (CR)	174	5,165	257,245
AUTOHELLAS SA (CR)	7	18	89
AVAX S.A. (CR)	282	496	1,165
CC HBC AG (CR)	12	23	1,325
CENERGY HOLDINGS (CB)	68	367	6,927
ELLAKTOR (CR)	95	772	508
ELVALHALCOR (CR)	24	137	1,953
EUROBANK HOLDINGS (CR)	39	1,012	38,657
EYDAP S.A. (CR)	13	55	1,150
FOURLIS (CR)	3	10	926
GEK TERNA (CR)	39	170	7,424
HELLENIC EXCHANGES-A.S.E. (CR)	19	174	10,270
HELLENIQ ENERGY (CR)	3	9	1,148
INTRACOM HOLDINGS (CR)	13	54	3,746
INTRAKAT (CR)	156	878	9,328
JUMBO SA (CR)	7	15	174
LAMDA DEVELOPMENT SA (CR)	28	151	6,385
MIG (CR)	2	5	61
MOTOR OIL (CR)	33	133	1,721
MYTILINEOS (CR)	127	467	3,451
NATIONAL BANK (CR)	63	679	16,498
OPAP (CR)	8	27	2,624
OTE (CR)	123	514	12,376
P.P.A. S.A. (CR)	0	0	321
PIRAEUS FINANCIAL HOLD (CR)	318	5,347	74,273
PPC (CR)	161	969	28,747
QUEST HOLDINGS (CR)	5	8	156
TERNA ENERGY (CR)	156	344	11,871
TITAN CEMENT (CB)	3	16	759
VIOHALCO SA/NV (CB)	53	192	6,345
Index Options	27	288	3,100
FTSE/Athex Large Cap	27	288	3,100
Stock Options	5	70	884
ALPHA SERVICES HOLD (CR)	0	0	15
NATIONAL BANK (CR)	0	0	293
OPAP (CR)	0	0	156
OTE (CR)	3	50	28
PIRAEUS FINANCIAL HOLD (CR)	0	0	154
PPC (CR)	2	20	238
Total Derivatives Traded	2,598	24,409	539,732

Section 2: Analytic Figures of Shares Transactions

Wednesday, 19 July, 2023

Number of Outstanding Securities	Nominal Value	Dividends [1]			Date of Last Coupon		Note	Shares	Closing price	% change	Previous closing price/date	Open price	Price min	Price max	Last price	Avg price	Last Bid [7]	Last Ask [7]	P/E after tax	Year	Volume	Trades	Transactions Value[8]	Company Mkt Value (thou. €)	Year low	Year high	Sector[4]	
		2020	2021	2022	Dividend [2]	Right																						
6,700,000	0.800	0.179	0.047	---	24/08/2022	29/05/2014	---	MILLS KEPENOS (CR)	2.38	3.48 P	2.3	18/07/2023	2.38	2.34	2.4	2.38	2.378	300@2.36	100@2.44	17.58	2022	2,501	10	5,947.16	15,946.00	1.93	2.54	45102020
18,017,472	0.360	---	---	---	09/09/2022	28/08/2017	---	KTIMA KOSTAS LAZARIDIS SA (CR)	1.85	2.21 P	1.81	18/07/2023	1.89	1.84	1.89	1.85	1.85	40@1.80	1600@1.85	---	---	1,099	5	2,033.11	33,332.32	1.55	1.99	45101015
21,364,000	1.12	---	---	---	29/07/2019	08/03/2023	---	LAMP SA HOTEL SA (CR)	29	-0.69 E	29.2	18/07/2023	29	29	29	29	29	130@29.00	100@29.60	---	---	70	1	2,030.00	619,556.00	20.6	29.8	40501025
32,188,050	1.04	---	---	---	21/07/2008	20/01/2000	---	MOUZAKIS (CR)	0.735	5.75 P	0.695	18/07/2023	0.7	0.7	0.76	0.73	0.717	100@0.710	20@0.740	---	---	12,970	31	9,305.90	23,658.22	0.65	0.806	55101020
8,321,682	0.670	---	---	---	17/08/2007	23/11/1999	---	N. LEVENTERIS (CR)	0.304	---	0.304	18/07/2023	---	---	---	---	---	1500@0.282	200@0.334	---	2022	---	---	---	3,190.91	0.22	0.364	55102010
2,160,524	0.670	---	---	---	03/12/2018	23/11/1999	---	N. LEVENTERIS (PR)	0.306	---	0.306	18/07/2023	---	---	---	---	---	1500@0.276	2694@0.336	---	2022	---	---	---	3,190.91	0.218	0.342	55102010
6,340,000	0.600	0.134	0.17	0.1	09/12/2022	12/01/2023	---	NAKAS MUSIC	2.68	---	2.68	18/07/2023	2.68	2.66	2.68	2.66	2.67	10@2.66	49@2.74	---	---	20	2	53.40	16,991.20	2.16	2.98	40401030
10,080,000	3.00	1.42	1.5	1.45	11/05/2023	27/08/2001	---	TPA SA (CR)	25.4	---	25.4	18/07/2023	25	25	25.4	25.4	25.046	171@25.00	376@25.40	---	---	641	9	16,054.60	256,032.00	22.7	26.3	50206060
27,379,200	0.980	---	---	---	03/07/2020	29/08/2022	---	CRETE PLASTICS SA (CR)	17.4	---	17.4	18/07/2023	17.5	17.4	17.5	17.4	17.475	265@17.00	100@17.60	---	---	200	2	3,495.00	476,398.08	14.7	17.9	50203015
255,494,534	2.71	0.352	0.279	0.255	16/06/2023	30/09/2021	---	PRODEA (CR)	7.35	---	7.35	18/07/2023	7.25	7.25	7.55	7.5	7.367	100@7.35	85@7.50	---	---	140	4	1,031.40	1,877,884.82	7.1	8.6	35102000
4,181,450	0.500	---	---	---	21/08/2000	05/03/2002	---	FLOUR MILLS SARANTOPOULOS SA	1.06	---	1.06	18/07/2023	1.07	1.07	1.16	1.16	1.102	75@1.07	10@1.16	---	---	658	2	725.03	4,432.34	0.875	1.5	45102020

Exchange Traded Funds (ETFs)

924,675	---	---	---	---	15/06/2016	---	---	ALPHA ETF FTSE Athex Large Cap	32.5	1.56 P	32	18/07/2023	32.26	32.26	32.52	32.5	32.361	31@32.00	59@34.00	---	---	42	5	1,359.18	---	22.5	33.8	12003
---------	-----	-----	-----	-----	------------	-----	-----	--------------------------------	------	---------------	----	------------	-------	-------	-------	------	--------	----------	----------	-----	-----	----	---	----------	-----	------	------	-------

Surveillance

356,314,416	0.060	---	---	---	07/07/2010	21/09/2017	5160	FRIGOGLOSS SA (CR)	0.057	-1.72 E	0.058	18/07/2023	0.057	0.057	0.057	0.057	0.057	1679@0.057	30000@0.058	---	---	153,392	27	8,743.34	20,309.92	0.05	0.158	50204000
65,326,268	0.530	---	---	---	04/07/2007	19/07/2006	4750	SATO SA (CR)	0.0375	---	0.0375	18/07/2023	---	---	---	---	---	17500@0.034	2499@0.041	---	---	---	---	---	2,449.74	0.018	0.069	40202015
13,191,620	0.620	---	---	---	04/08/2010	09/09/2002	5232	YALCO - CONSTANTINOU (CR)	0.149	---	0.149	18/07/2023	0.162	0.162	0.162	0.162	0.162	250@0.162	---	---	---	2,250	1	364.50	1,965.55	0.12	0.28	40202020
13,000,000	1.00	---	---	---	01/08/2007	07/04/2000	5093	AKRITAS SA (CR)	0.422	---	0.422	18/07/2023	0.422	0.422	0.422	0.422	0.422	403@0.422	---	---	---	50	4	21.10	5,486.00	0.414	0.67	50101035
221,519,681	0.300	---	---	---	02/07/2008	28/02/2011	4957	ANEK LINES SA (CR)	0.27	---	0.27	18/07/2023	0.27	0.27	0.27	0.27	0.27	5000@0.268	105510@0.270	---	---	151,736	18	40,968.72	60,723.70	0.177	0.272	40501015
312,163	0.300	---	---	---	02/07/2008	28/02/2011	4959	ANEK LINES SA (PR, issue '90)	0.072	---	0.072	18/07/2023	---	---	---	---	---	29930@0.079	---	---	---	---	---	---	60,723.70	0.072	0.086	40501015
2,969,713	0.300	---	---	---	02/07/2008	28/02/2011	4958	ANEK LINES SA (PR, issue '96)	0.3	---	0.3	18/07/2023	---	---	---	---	---	---	800@0.298	---	---	---	---	---	60,723.70	0.173	0.38	40501015
17,579,754	4.16	---	---	---	18/08/2006	02/08/2010	---	BIOTER SA (CR)	0.26	---	0.26	18/07/2023	0.26	0.26	0.26	0.26	0.2612999@0.260	500@0.284	---	---	---	501	2	130.26	4,570.74	0.198	0.398	50101010
54,654,600	0.050	---	---	---	01/07/1998	30/12/2022	5275	VIS SA (CR)	0.246	---	0.246	18/07/2023	0.268	0.246	0.268	0.246	0.247	5000@0.230	2150@0.268	---	2022	6,750	3	1,668.20	13,445.03	0.136	0.378	50203030
51,754,364	0.300	---	---	---	23/12/2003	24/01/2007	5197	SELECTED TEXT. IND. ASSOC (CR)	0.145	---	0.145	18/07/2023	---	---	---	---	---	4401@0.145	---	---	---	---	---	---	7,504.38	0.11	0.202	55101020
371,337,000	0.300	---	---	---	30/05/2013	01/07/2022	---	INTRALOT (CR)	0.68	-1.45 E	0.69	18/07/2023	0.69	0.68	0.69	0.68	0.68615000@0.665	292560@0.680	---	---	---	243,786	80	167,166.48	252,509.16	0.565	0.765	40501020
15,842,391	1.51	---	---	---	15/07/2009	12/05/2000	5141	BITROS HOLDING SA (CR)	0.488	9.91 P	0.444	18/07/2023	0.488	0.488	0.488	0.488	0.48836738@0.488	---	---	---	---	5,487	7	2,677.66	7,731.09	0.376	0.82	55102010
24,319,250	0.300	---	---	---	09/07/2002	04/07/2007	5165	PROODEFTIKH SA (CR)	0.5	---	0.5	18/07/2023	0.5	0.5	0.5	0.5	0.5	2000@0.464	2408@0.500	---	---	2	1	1.00	12,159.63	0.4	0.6	50101010
28,438,268	0.070	---	---	---	21/08/2006	24/11/1999	5253	SPIROY AGRICULTURE SA (CR)	0.19	9.83 P	0.173	18/07/2023	0.19	0.19	0.19	0.19	0.19	8748@0.190	---	---	---	8,602	6	1,634.38	5,403.27	0.144	0.23	45102010
1,011,000	1.00	---	---	---	01/07/2004	11/12/2012	5193	TRIA ALFA SA (CR)	11	---	11	18/07/2023	---	---	---	---	---	20@10.00	100@10.80	84.25	2022	---	---	---	11,121.00	7.6	16.9	55101020

Suspension Status

66,948,210	0.300	---	---	---	22/09/2015	22/09/2015	5179	FOLLI FOLLIE (CR)	4.8	---	4.8	24/05/2018	---	---	---	---	---	---	---	---	---	---	---	---	---	321,351.41	4.8	4.8	40401030
12,417,000	0.310	---	---	---	27/08/2019	28/08/2017	5233	MLS MULTIMEDIA SA (CR)	0.57	---	0.57	12/05/2020	---	---	---	---	---	---	---	---	---	---	---	---	---	7,077.69	0.57	0.57	10101015
6,330,002	0.300	---	---	---	25/06/2002	15/03/2019	5278	VARARESSOS (CR)	0.24	---	0.24	02/05/2023	---	---	---	---	---	---	---	---	---	---	---	---	---	1,519.20	0.16	0.25	55101020
3,961,300	1.28	---	---	---	29/06/2004	03/08/2000	5248	DUROS SA (CR)	0.25	---	0.25	24/04/2023	---	---	---	---	---	---	---	---	---	---	---	---	---	990.33	0.2	0.3	40204020
7,085,888	1.59	---	---	---	02/07/1996	06/09/2010	5216	ELVIEMEK (CR)	2.6	---	2.6	30/09/2019	---	---	---	---	---	---	---	---	---	---	---	---	---	18,423.31	2.6	2.6	35101010
7,125,216	0.650	---	---	---	01/07/2005	14/12/1999	4955	KRE.KA SA (CR)	0.28	---	0.28	06/04/2023	---	---	---	---	---	---	---	---	---	---	---	---	---	1,995.06	0.17	0.43	45102010
7,734,375	1.00	---	---	---	09/07/2007	07/01/2011	5277	LIVANIS SA (CR)	0.125	---	0.125	28/04/2023	---	---	---	---	---	---	---	---	---	---	---	---	---	966.80	0.12	0.18	40301030

Shares' Notes

Code	Note text
()	- Adjusted dividends.
*	- Last adjusted closing price.
[1]	- Net dividends.
[2]	- The "Date of Last Coupon" for New listings refers to the date company's stocks started to trade in Athex
[3]	- The Company Market Value is referred to the number of outstanding shares
[4]	- Sectors codification can be found in Appendix A
[5]	- The Market Value refers to the total number of shares listed (including their several classes) in the exchange by the company.
[6]	- P/E greater than 100
[7]	- Last view of the Order Book before the end of the trading session
[8]	- All Blocks Methods' Transactions Value are included.
4750	- Transfer to the Under Surveillance Category from 8/4/2011.
4955	- Transfer to the Surveillance Category as from 5/4/2013.
4957	- Transfer to the Surveillance Category as from 5/4/2013.
4958	- Transfer to the Surveillance Category as from 5/4/2013.
4959	- Transfer to the Surveillance Category as from 5/4/2013.
5093	- Transfer to the Surveillance Category as of 8/4/2015.
5141	- Transfer to the Surveillance Category as of 10/05/2017.
5160	- Transfer to the Surveillance Category as of 15/04/2016.
5165	- Transfer to the Surveillance Category as of 15/02/2018.
5179	- Suspension of trading as of 25/05/2018.
5193	- Transfer to the Surveillance Category as of 25/10/2018.
5197	- Transfer to the Surveillance Category as of 07/11/2018.
5216	- Suspension of trading as of 01/10/2019.
5232	- Transfer to the Under Surveillance Category from 08/04/2011.
5233	- Suspension of trading as of 13/05/2020.
5248	- Transfer to the Surveillance Category as of 06/09/20116.
5253	- Transfer to the Surveillance Category as of 14/5/2021.
5275	- Transfer to the Surveillance Category as of 09/07/2020.
5277	- Suspension of trading as of 02/05/2023.
5278	- Suspension of trading as of 03/05/2023.

Securities Blocks Details

Securities	Block Volume	Price	Block Trade Value	Time of approval	Note
MOTOR OIL (CR)	18,500	23.00	425,500.00	10:41:27	20
EUROBANK HOLDINGS (CR)	620,000	1.63	1,009,980.00	10:53:16	20
EUROBANK HOLDINGS (CR)	500,000	1.65	825,000.00	10:55:43	20
NATIONAL BANK (CR)	188,730	6.22	1,174,655.52	10:59:34	20
AVAX S.A. (CR)	320,000	1.73	553,600.00	11:02:52	20
PIRAEUS FINANCIAL HOLD (CR)	150,000	3.57	535,500.00	11:04:14	20
PIRAEUS FINANCIAL HOLD (CR)	737,859	3.57	2,632,680.91	11:04:27	20
NATIONAL BANK (CR)	200,000	6.24	1,248,000.00	11:07:40	20
NATIONAL BANK (CR)	100,000	6.24	624,000.00	11:08:37	20
EUROBANK HOLDINGS (CR)	500,000	1.63	816,000.00	11:17:45	20
EUROBANK HOLDINGS (CR)	300,000	1.63	489,000.00	11:41:45	20
LAMDA DEVELOPMENT SA (CR)	157,914	7.14	1,127,505.96	13:14:33	20
AUTOHELLAS SA (CR)	8,000	13.62	108,960.00	13:19:02	20
FOURLIS (CR)	62,000	4.80	297,600.00	14:18:54	20
MOTOR OIL (CR)	29,119	23.10	672,648.90	15:31:58	20
JUMBO SA (CR)	12,000	28.12	337,440.00	15:45:59	20
JUMBO SA (CR)	10,000	28.12	281,200.00	16:06:34	20
EUROBANK HOLDINGS (CR)	400,000	1.63	652,000.00	17:10:28	20
NATIONAL BANK (CR)	150,000	6.22	933,000.00	17:10:47	20
TERNA ENERGY (CR)	20,000	18.11	362,200.00	17:14:58	20
ALPHA SERVICES HOLD (CR)	204,600	1.62	332,168.10	17:17:06	20

Blocks Notes

9 - Method 6-1 / Special Fees

10 - Method 6-1 / Special Fees, SDS

14 - Method 6-3 / Settlement, Incomplete Buy and Sell

18 - Method 6-2 / SPOT 1

19 - Method 6-2 / SPOT 2

20 - Method 6-1 and Method 6-1 Same Day Settlement

21 - Other Pre-agreed

Shares Rights Details

Occured date	Exercise from	Exercise until	Trading until	Rights	Price min	Price max	Closing price	Last Bid	Last Ask	Volume	Trades	Transactions Value
--------------	---------------	----------------	---------------	--------	-----------	-----------	---------------	----------	----------	--------	--------	--------------------

No Rights Transactions.

Forced Sales Details

Securities	Category of Security	Transactions Volume	Number of Trades	Transactions Value	Note
------------	----------------------	------------------------	---------------------	-----------------------	------

No Forced Transactions.

Forced Sales Notes

- 1 - Compulsory Public Forced Sales
- 2 - Forced Sales of Fixed Registered Shares
- 3 - Forced Sales of Remaining Fractional Shares

Exchange Traded Funds (ETFs) Characteristics

	Transactions Date (T)	Creation / Redemption	Units (T-1)	New Units (T-1)	Redemption Units (T-1)	Units (T) [1]	Fund Assets [2]	Net Unit Price	Dividend per Unit	Dividend Date
#Error										

ETFs Notes

No data for ETFs.

[2] - The Creation / Redemption Units of T-1 are included.

Non Convertible Corporate Bonds - Regulated Market

Num Listed Bonds	Nominal price	Issue price	Today's Rate	Exp. Date	Duration (years)	Note	Coupon		Trading Unit	Corporate Bonds	Accrued Int.	Yield.T.Mat	Price min	Price max	Closing price	Previous closing price/date	Volume	Transactions Value	Last order		ear min	Year max		
							Common	Preferred											Price	Buy / Sell			Date	
100,000	1,000.00	1,000.00	2.95	11/02/2027	5	---	3	---	1	SAFE BULKERS PARTICIPATIONS PLC (Non Convertible)	12.9472	4.7440	---	---	---	93.8310	18/07/2023	---	---	93.5000	B	19/07/2023	89.9269	97.0000
320,000	1,000.00	1,000.00	3.40	21/07/2027	7	---	6	---	1	LAMDA DEVELOPMENT S.A. (Non Convertible)	---	4.7590	92.9833	93.9000	93.7000	92.9830	18/07/2023	104,000	97,443.60	93.0001	B	19/07/2023	91.4001	95.5000
200,000	1,000.00	1,000.00	2.10	27/10/2027	7	---	6	---	1	O.P.A.P. S.A. (Non Convertible)	4.9583	3.8490	92.5000	92.8999	92.6692	92.6500	18/07/2023	26,000	24,222.92	92.5000	B	19/07/2023	91.3710	95.4000
200,000	1,000.00	1,000.00	1.90	23/03/2028	7	---	5	---	1	MOTOR OIL CORINTH REFINERIES SA (Non Convertible)	6.3333	3.7680	91.7000	92.0000	91.8000	91.5700	18/07/2023	3,000	2,773.00	91.5000	B	19/07/2023	87.5500	92.6000
100,000	1,000.00	1,000.00	2.70	25/05/2026	5	---	5	---	1	COSTAMARE PARTICIPATIONS PLC (Non Convertible)	4.2750	3.8190	95.5201	96.5000	96.4999	95.9760	18/07/2023	28,000	27,038.10	96.0001	B	19/07/2023	92.1400	97.0000
300,000	1,000.00	1,000.00	2.30	20/07/2028	7	---	4	---	1	PRODEA REIC S.A.(Non Convertible)	---	5.6710	85.6004	85.8000	85.6669	85.7800	18/07/2023	290,000	248,801.95	85.6000	B	19/07/2023	82.0100	86.2000
150,000	1,000.00	1,000.00	2.65	22/10/2026	5	---	4	---	1	CPLP SHIPPING HOLDINGS PLC (Non Convertible)	6.4778	4.5270	93.9900	93.9900	93.9900	94.0000	18/07/2023	1,000	946.38	93.5000	B	19/07/2023	92.5500	96.0000
250,000	1,000.00	1,000.00	2.45	16/11/2028	7	---	4	---	1	ELVALHALCOR S.A. (Non Convertible)	4.4917	4.5320	89.9900	90.7400	90.1389	89.9800	18/07/2023	137,000	124,105.62	89.0200	B	19/07/2023	85.6375	91.0000
500,000	1,000.00	1,000.00	2.75	03/07/2027	7	---	7	---	1	GEK TERNA S.A. (Non Convertible)	1.3750	4.5730	92.2600	93.0000	92.4999	92.5000	18/07/2023	39,000	36,102.71	92.3100	B	19/07/2023	86.8000	94.4535
300,000	1,000.00	1,000.00	2.30	14/12/2028	7	---	4	---	1	GEK TERNA S.A. (Non Convertible)	2.3639	4.8100	88.0000	88.5999	88.3299	88.7270	18/07/2023	10,000	8,856.63	88.0000	B	19/07/2023	82.1339	90.3500
175,000	1,000.00	1,000.00	3.40	26/07/2024	5	---	8	---	1	ATTICA HOLDINGS S.A. (Non Convertible)	16.6222	3.8210	99.0001	99.3900	99.0573	99.1820	18/07/2023	40,000	40,287.81	98.5000	B	19/07/2023	96.6179	99.4500
230,000	1,000.00	1,000.00	4.70	12/07/2029	7	---	3	---	1	LAMDA DEVELOPMENT S.A. (Non convertible)	1.1750	4.5540	99.3200	99.9999	99.6428	99.7000	18/07/2023	32,000	31,900.99	99.3000	B	19/07/2023	94.9889	101.0000
100,000	1,000.00	1,000.00	4.40	26/07/2029	7	---	2	---	1	CPLP SHIPPING HOLDINGS PLC (Non Convertible)	21.5111	4.3310	99.0000	100.3199	99.4200	98.2800	18/07/2023	6,000	6,094.27	98.5000	B	19/07/2023	97.2369	100.8000
200,000	1,000.00	1,000.00	3.60	12/03/2026	7	---	9	---	1	AEGEAN AIRLINES S.A. (Non Convertible)	13.0000	3.7070	98.3000	98.5800	98.3000	98.4000	18/07/2023	131,000	130,478.80	98.3000	B	19/07/2023	95.6301	98.9000
500,000	1,000.00	1,000.00	4.00	10/07/2030	7	---	1	---	1	MYTILINEOS S.A. (Non Convertible)	1.2222	4.0060	99.9201	100.0000	99.9448	99.9780	18/07/2023	143,000	143,095.88	99.9500	B	19/07/2023	99.8000	100.0700
120,000	1,000.00	1,000.00	3.95	04/04/2025	7	---	11	---	1	GEK TERNA S.A. (Non Convertible)	11.8500	3.5870	99.2000	99.9000	99.3510	99.3740	18/07/2023	51,000	51,273.35	99.2000	B	19/07/2023	97.5523	100.5000
150,000	1,000.00	1,000.00	2.60	22/10/2026	7	---	8	---	1	TERNA ENERGY FINANCE S.A. (Non Convertible)	6.3556	4.2310	94.0000	94.3400	94.0567	93.1180	18/07/2023	6,000	5,681.53	93.1123	B	19/07/2023	92.5000	95.7400
100,000	1,000.00	1,000.00	2.80	25/01/2027	5	---	3	---	1	PREMIA S.A. (Non Convertible)	13.7667	4.9480	92.8000	92.9000	92.8500	92.4900	17/07/2023	200,000	188,453.33	91.7000	B	19/07/2023	87.6862	95.9899
120,000	1,000.00	1,000.00	2.65	06/12/2028	7	---	4	---	1	NOVAL PROPERTY REIC (Non Convertible)	3.3125	5.1360	88.1000	88.6000	88.4428	88.4500	18/07/2023	36,000	31,958.65	88.4500	B	19/07/2023	84.3700	90.8700

Corporate Bonds Notes

Transactions Volume = (Pieces) * (Nominal Price). Transactions Value = (Pieces) * (Nominal Price) * (price %) + (Accrued interest).

The price of a Bond is stated as a percentage (%) of Bond's Nominal Price.

Nominal Price in Euros (€), except if it is noted differently.

Government Bonds

Number Listed Bonds	Nominal price	Today's Rate	Accrued Interest Calc	Exp. Date [1]	Duration (years)	Note	Coupons Date	Curr. coupon value	Trading Unit	Government Bonds	Price min	Price max	Closing price	Previous closing price/date	Volume	Transactions Value	Price	Last order Buy / Sell	Date
4,500,000	1,000.00	1.88	Actual/Actual	04/02/2035	15	---	04/02	1.88	1	GGB-FXD-040235-15Y-1.875-1.000	---	---	---	---	---	---	---	---	---
2,500,000	1,000.00	3.45	Actual/Actual	02/04/2024	5	---	02/04	3.45	1	GGB-FXD-020424-05Y-3.450-1.000	---	---	---	---	---	---	---	---	---
6,000,000	1,000.00	0.75	Actual/Actual	18/06/2031	10	---	18/06	0.75	1	GGB-FXD-180631-10Y-0.750-1.000	---	---	---	---	---	---	---	---	---
2,500,000	1,000.00	3.88	Actual/Actual	15/06/2028	5	---	15/06	3.88	1	GGB-FXD-150628-05Y-3.875-1.000	---	---	---	---	---	---	---	---	---
5,962,747,327	1.00	3.75	Actual/Actual	30/01/2028	10	---	/02 - 01/02 - 31/	3.75	1	GGB-FXD-300128-10Y-3.750-1.000	---	---	---	85.4610 13/07/2018	---	---	1.0000	B	28/11/2018
7,067,309,386	1.00	3.90	Actual/Actual	30/01/2033	15	---	/02 - 01/02 - 31/	3.90	1	GGB-FXD-300133-15Y-3.900-1.000	---	---	---	78.6730 13/07/2018	---	---	1.0000	B	28/11/2018
5,622,848,349	1.00	4.00	Actual/Actual	30/01/2037	19	---	/02 - 01/02 - 31/	4.00	1	GGB-FXD-300137-19Y-4.000-1.000	---	---	---	77.0370 13/07/2018	---	---	1.0000	B	28/11/2018
5,476,770,669	1.00	4.20	Actual/Actual	30/01/2042	24	---	/02 - 01/02 - 31/	4.20	1	GGB-FXD-300142-24Y-4.200-1.000	---	---	---	77.7640 13/07/2018	---	---	1.0000	B	28/11/2018
48,794,718	1.00	4.30	Actual/Actual	24/02/2024	12	---	24/02	4.30	1	GGB-FXD-240224-12Y-2.000-1.000	---	---	---	10.0000 22/06/2015	---	---	---	---	---
40,248,141	1.00	4.30	Actual/Actual	24/02/2025	13	---	24/02	4.30	1	GGB-FXD-240225-13Y-2.000-1.000	---	---	---	10.0000 22/06/2015	---	---	---	---	---
59,586,043	1.00	4.30	Actual/Actual	24/02/2026	14	---	24/02	4.30	1	GGB-FXD-240226-14Y-2.000-1.000	---	---	---	10.0000 22/06/2015	---	---	---	---	---
41,118,344	1.00	4.30	Actual/Actual	24/02/2027	15	---	24/02	4.30	1	GGB-FXD-240227-15Y-2.000-1.000	---	---	---	10.0000 22/06/2015	---	---	---	---	---
45,137,734	1.00	4.30	Actual/Actual	24/02/2028	16	---	24/02	4.30	1	GGB-FXD-240228-16Y-2.000-1.000	---	---	---	10.0000 22/06/2015	---	---	---	---	---
61,768,888	1.00	4.30	Actual/Actual	24/02/2029	17	---	24/02	4.30	1	GGB-FXD-240229-17Y-2.000-1.000	---	---	---	10.0000 22/06/2015	---	---	---	---	---
54,567,744	1.00	4.30	Actual/Actual	24/02/2030	18	---	24/02	4.30	1	GGB-FXD-240230-18Y-2.000-1.000	---	---	---	10.0000 22/06/2015	---	---	---	---	---
37,541,515	1.00	4.30	Actual/Actual	24/02/2031	19	---	24/02	4.30	1	GGB-FXD-240231-19Y-2.000-1.000	---	---	---	10.0000 22/06/2015	---	---	---	---	---
37,558,317	1.00	4.30	Actual/Actual	24/02/2032	20	---	24/02	4.30	1	GGB-FXD-240232-20Y-2.000-1.000	---	---	---	10.0000 22/06/2015	---	---	---	---	---
37,473,732	1.00	4.30	Actual/Actual	24/02/2033	21	---	24/02	4.30	1	GGB-FXD-240233-21Y-2.000-1.000	---	---	---	10.0000 22/06/2015	---	---	---	---	---
33,888,293	1.00	4.30	Actual/Actual	24/02/2034	22	---	24/02	4.30	1	GGB-FXD-240234-22Y-2.000-1.000	---	---	---	10.0000 22/06/2015	---	---	---	---	---
35,177,800	1.00	4.30	Actual/Actual	24/02/2035	23	---	24/02	4.30	1	GGB-FXD-240235-23Y-2.000-1.000	---	---	---	10.0000 22/06/2015	---	---	---	---	---
35,547,268	1.00	4.30	Actual/Actual	24/02/2036	24	---	24/02	4.30	1	GGB-FXD-240236-24Y-2.000-1.000	---	---	---	10.0000 22/06/2015	---	---	---	---	---
40,246,306	1.00	4.30	Actual/Actual	24/02/2037	25	---	24/02	4.30	1	GGB-FXD-240237-25Y-2.000-1.000	---	---	---	10.0000 22/06/2015	---	---	---	---	---
37,643,952	1.00	4.30	Actual/Actual	24/02/2038	26	---	24/02	4.30	1	GGB-FXD-240238-26Y-2.000-1.000	---	---	---	10.0000 22/06/2015	---	---	---	---	---
36,977,100	1.00	4.30	Actual/Actual	24/02/2039	27	---	24/02	4.30	1	GGB-FXD-240239-27Y-2.000-1.000	---	---	---	10.0000 22/06/2015	---	---	---	---	---
41,615,000	1.00	4.30	Actual/Actual	24/02/2040	28	---	24/02	4.30	1	GGB-FXD-240240-28Y-2.000-1.000	---	---	---	10.0000 22/06/2015	---	---	---	---	---
42,227,208	1.00	4.30	Actual/Actual	24/02/2041	29	---	24/02	4.30	1	GGB-FXD-240241-29Y-2.000-1.000	---	---	---	10.0000 22/06/2015	---	---	---	---	---
68,288,487	1.00	4.30	Actual/Actual	24/02/2042	30	---	24/02	4.30	1	GGB-FXD-240242-30Y-2.000-1.000	---	---	---	10.0000 22/06/2015	---	---	---	---	---
4,000,000	1,000.00	3.88	Actual/Actual	12/03/2029	10	---	12/03	3.88	1	GGB-FXD-120329-10Y-3.875-1.000	---	---	---	---	---	---	100.0000	B	15/10/2019
4,500,000	1,000.00	0.00	Actual/Actual	12/02/2026	5	---	12/02	0.00	1	GGB-FXD-120226-05Y-0.000-1.000	---	---	---	---	---	---	---	---	---
3,000,000	1,000.00	3.38	Actual/Actual	15/02/2025	7	---	15/02	3.38	1	GGB-FXD-150225-07Y-3.375-1.000	---	---	---	---	---	---	---	---	---
964,000	1,000.00	3.25	Actual/Actual	20/03/2025	6	---	20/03	3.25	1	GGB-FXD-200325-06Y-3.250-1.000	---	---	---	---	---	---	---	---	---
2,100,000	1,000.00	3.55	Actual/Actual	20/03/2026	7	---	20/03	3.55	1	GGB-FXD-200326-07Y-3.550-1.000	---	---	---	---	---	---	---	---	---
40,000	1,000.00	2.18	FLR Actual/360	16/09/2023	1	---	16/03 - 16/09	---	1	GGB-FLT-160923-01Y-2.178-1.000	---	---	---	---	---	---	---	---	---
5,500,000	1,000.00	1.50	Actual/Actual	18/06/2030	10	---	18/06	1.50	1	GGB-FXD-180630-10Y-1.500-1.000	---	---	---	---	---	---	---	---	---
3,500,000	1,000.00	4.38	Actual/Actual	18/07/2038	15	---	18/07	4.38	1	GGB-FXD-180738-15Y-4.375-1.000	---	---	---	---	---	---	---	---	---

Government Bonds Notes

Transactions Volume = (Pieces) * (Nominal Price). Transactions Value = (Pieces) * (Nominal Price) * (price %) + (Accrued interest).

The Value of current coupon for the issues with NV 0.01 euro refers to NV 100 euros

FLR: Floating Interest Rate.

[1] - The Expiration Date of the interest bearing period and the Date for coupon payment.

Government Bonds

Number Listed Bonds	Nominal price	Today's Rate	Accrued Interest Calc	Exp. Date [1]	Duration (years)	Note	Coupons Date	Curr. coupon value	Trading Unit	Government Bonds	Price min	Price max	Closing price	Previous closing price/date	Volume	Transactions Value	Price	Last order Buy / Sell	Date
5,364,250	1,000.00	3.25	Actual/Actual	20/03/2050	30	---	20/03	3.25	1	GGB-FXD-200350-30Y-3.250-1.000	---	---	---	---	---	---	---	---	---
3,924,361	1,000.00	2.00	Actual/Actual	22/04/2027	7	---	22/04	2.00	1	GGB-FXD-220427-07Y-2.000-1.000	---	---	---	---	---	---	99.9000	B	22/04/2020
2,500,000	1,000.00	1.88	Actual/Actual	23/07/2026	7	---	23/07	1.88	1	GGB-FXD-230726-07Y-1.875-1.000	---	---	---	---	---	---	---	---	---
4,050,000	1,000.00	4.25	Actual/Actual	15/06/2033	10	---	15/06	4.25	1	GGB-FXD-150633-10Y-4.250-1.000	---	---	---	---	---	---	---	---	---
3,500,000	1,000.00	1.88	Actual/Actual	24/01/2052	30	---	24/01	1.88	1	GGB-FXD-240152-30Y-1.875-1.000	---	---	---	---	---	---	---	---	---
3,700,000	1,000.00	1.75	Actual/Actual	18/06/2032	10	---	18/06	1.75	1	GGB-FXD-180632-10Y-1.750-1.000	---	---	---	---	---	---	---	---	---
2,200,000	1,000.00	1.13	FLR Actual/360	15/12/2027	5	---	- 15/12 - 15/03 -	---	1	GGB-FLT-151227-05Y-1.130-1.000	---	---	---	---	---	---	102.1600	B	30/12/2022

Government Bonds Notes

Transactions Volume = (Pieces) * (Nominal Price). Transactions Value = (Pieces) * (Nominal Price) * (price %) + (Accrued interest).

The Value of current coupon for the issues with NV 0.01 euro refers to NV 100 euros

FLR: Floating Interest Rate.

[1] - The Expiration Date of the interest bearing period and the Date for coupon payment.

Treasury Bills & Zero Coupon Government Bonds

Issue Date	13-Week Maturity									26-Week Maturity									52-Week Maturity								
	Exp. Date	Initial Rate	Num Listed Bonds	Nominal price	Issue price	Last Trade Price	Last Trade Date	Volume Traded	Note	Exp. Date	Initial Rate	Num Listed Bonds	Nominal price	Issue price	Last Trade Price	Last Trade Date	Volume Traded	Note	Exp. Date	Initial Rate	Num Listed Bonds	Nominal price	Issue price	Last Trade Price	Last Trade Date	Volume Traded	Note
09/09/2022	---	---	---	---	---	---	---	---	---	---	---	---	---	---	---	---	---	---	08/09/2023	1.97	1,000,000	1,000.00	980.47	---	---	---	---
09/12/2022	---	---	---	---	---	---	---	---	---	---	---	---	---	---	---	---	---	---	08/12/2023	2.73	600,000	1,000.00	973.10	---	---	---	---
10/03/2023	---	---	---	---	---	---	---	---	---	---	---	---	---	---	---	---	---	---	08/03/2024	3.75	1,000,000	1,000.00	963.46	---	---	---	---
09/06/2023	---	---	---	---	---	---	---	---	---	---	---	---	---	---	---	---	---	---	07/06/2024	3.84	1,600,000	1,000.00	962.60	---	---	---	---

Bonds in Circulation	Currency / Min nominal traded Value	Coupons Payment Date	Current Coupon Value	Note	Coupon	Trading Unit	Issue Date	Duration (years)	Today's Interest	A.I.C in days	Bonds	Last price of previous days		Last Outcry in Cash (euro)			Trades in Pieces	Life min	Life Max
												Price	Buy / Sell	Date	Price	Buy / Sell			
Corporate Bonds in Foreign Currency and Euro																			
103,746	GBP / 10	01/12	0.25	---	64	1	01/12/1930	98	2.5	360	National Mortgage Bank	2.27	05/02/1996	2.27	S	05/02/1996	---	2.27	2.27
0	GBP / 10	01/12	0.25	---	66	1	01/12/1928	100	2.5	360	National Mortgage Bank	---	---	---	---	---	---	---	---

Government Bonds Notes

A.I.C: Accrued Interest Calculation base.

FLR: Floating Interest Rate.

The minimum tradeable Nominal Value for all Demeterialised Government Titles is 100 Euros.

(μτφρ-0)

Athex & ATHEXClear Members List

Member Name				Stock Market			Derivatives Market		ATHEXClear Member	
	Address	Phone	Fax	Market Member	Remote Member	Market Maker	Proprietary	Market Maker	General Clearing	Direct Clearing
A. SARRIS SECURITIES S.A.				a						
6, ΔΡΑΓΑΤΣΑΝΙΟΥ 6 ΑΘΗΝΑ	2103367700									
AEONIC SECURITIES C.I.F. P.L.C.				a						
, ΛΑΪΟΥ 6, ΓΡ. 301B, ANNA COURT	35725337600									
ALPHA BANK S.A.									a	
, ΣΤΑΔΙΟΥ 40 ΑΘΗΝΑ	2103260000									
ALPHA FINANCE INVESTMENT SERVICES SINGLE MEMBER SA				a		a	a	a		a
5, ΠΑΝΕΠΙΣΤΗΜΙΟΥ 45 ΑΘΗΝΑ	2103677400									
ARGUS STOCKBROKERS LTD				a	a		a			
25, 25 ΛΕΩΦΟΡΟΣ ΔΗΜΟΣΘΕΝΗ ΣΕΒΕΡΗ	0035722717000									
ATLANTIC SECURITIES LTD				a	a					
37, ΠΡΟΔΡΟΜΟΥ 37	0035722445400									
AXON SECURITIES S.A.				a			a			
48, ΣΤΑΔΙΟΥ 48 ΑΘΗΝΑ	2103363800									
BETA SECURITIES S.A.				a		a	a			a
29, Α.ΑΛΕΞΑΝΔΡΑΣ 29 ΑΘΗΝΑ	2106478930									
BNP PARIBAS S.A.									a	
, ΛΑΜΨΑΚΟΥ 2 ΑΘΗΝΑ	2107468525									
BOFA SECURITIES EUROPE SA				a	a					
, 112 AVENUE KL?BER 75116	+33 153655555									
CAPITAL SECURITIES S.A.				a			a			
58, ΜΗΤΡΟΠΟΛΕΩΣ 58 ΑΘΗΝΑ	2103369700									
CITIGROUP GLOBAL MARKETS EUROPE AG				a	a					
16, REUTERWEG 16	+49 691366-0									
CITIGROUP GLOBAL MARKETS LIMITED				a						
1, 33 CANADA SQUARE -CANARY WHARF	+44 02079864000									
CREDIT SUISSE BANK (EUROPE), S.A.				a	a					
, CALLE AYALA 42, 3A PLANTA-B MADRID	+34917916000									
CREDIT SUISSE SECURITIES (EUROPE) LIMITED				a						
1, ONE CABOT SQUARE LONDON	+44 2078888888									
CYCLOS SECURITIES S.A.				a			a			
39, ΧΑΡΙΛΑΟΥ ΤΡΙΚΟΥΠΗ 6-8-10 ΑΘΗΝΑ	2103364300									
DEUTSCHE BANK S.A.					a					
1, GREAT WINCHESTER STREET LONDON	+44 20 754 54209	00441133361437								
EUROBANK EQUITIES INVESTMENT FIRM SINGLE MEMBER SA				a		a	a	a		a
, ΦΙΛΕΛΛΗΝΩΝ 10 & ΞΕΝΟΦΩΝΤΟΣ 13 ΑΘΗΝΑ	2103720425									
EUROBANK S.A.									a	
, ΟΘΩΝΟΣ 8 ΑΘΗΝΑ	2144043907									
EUROCORP INVESTMENT SERVICES S.A.				a			a			a
14, ΠΛ.ΦΙΛΙΚΗΣ ΕΤΑΙΡΕΙΑΣ 14 ΑΘΗΝΑ	2107263600									
EUOTRUST INVESTMENT FIRM SA				a						
113, ΣΕΒΑΣΤΟΥΠΟΛΕΩΣ 113 ΑΘΗΝΑ	2103363100									
EUROXX SECURITIES S.A.				a		a	a	a		a
7, ΠΑΛΑΙΟΛΟΓΟΥ ΧΑΛΑΝΔΡΙ	(210)-6879400	(210)-6879401								
7, ΠΑΛΕΟΛΟΓΟΥ ΧΑΛΑΝΔΡΙ	+30 2106879400	210-6879401								
FREEDOM FINANCE EUROPE LTD				a	a					
, ΧΡΙΣΤΑΚΗ ΚΡΑΝΟΥ 20	035725257786									
G. A. PERVANAS SECURITIES- INVESTMENT SERVICES S.A.				a						
7-9, ΣΟΦΟΚΛΕΟΥΣ 7-9 ΑΘΗΝΑ	2103727200									
GLOBAL CAPITAL SECURITIES & FINANCIAL SERVICES LTD				a	a					
50, ΛΑΡΧΙΕΠΙΣΚΟΠΟΥ ΜΑΚΑΡΙΟΥ Γ50	0035722710710									
GREENPOST TRADING EUROPE LTD				a	a	a				
, ΚΙΜΩΝΟΣ 3, ACROPOLIS MANSIONS, 2ND FLOOR, FLAT/OFFICE 202	035722521389									
HELLENIC AMERICAN SECURITIES S.A.				a		a	a			a
27, ΑΝΔΡΕΑ ΠΑΠΑΝΔΡΕΟΥ 27 ΜΑΡΟΥΣΙ	2103311100									
HELLENIC BANK (INVESTMENTS) LTD					a					
, ΑVE.ΚΥΡΙΑΚΟΥ ΜΑΤΣΙ 31 - ΡΟ ΒΟΧ 24747 NICOSIA	+357 22500100	357 22500110								
HSBC CONTINENTAL EUROPE									a	
109-111, Α.ΜΕΣΟΓΕΙΩΝ 109-111	2106960000									
INDEX SECURITIES S.A.				a						
6, ΔΡΑΓΑΤΣΑΝΙΟΥ 6 ΑΘΗΝΑ	2103213920									

Athex & ATHEXClear Members List

Member Name				Stock Market			Derivatives Market		ATHEXClear Member	
	Address	Phone	Fax	Market Member	Remote Member	Market Maker	Proprietary	Market Maker	General Clearing	Direct Clearing
J. CHR. MAVRIKIS SECURITIES S.A.				a						
5, ΣΟΦΟΚΛΕΟΥΣ 5 ATHINA	2103216730									
KAPPA SECURITIES S.A.				a			a			
15, ΒΑΛΑΩΡΙΤΟΥ 15 ATHINA	2103678600									
KARAMANOF SECURITIES & INVESTMENT SERVICES S.A.				a						
2, ΠΛΑΤ.ΘΕΟΔΩΡΩΝ 2 ATHINA	2103212947									
LAIKI FINANCIAL SERVICES LTD					a					
26, AVE. VYRONOS NICOSIA	357 22367367	357 22718567								
LEON DEPOLAS SECURITIES S.A.				a		a	a			
1, ΧΡΗΣΤΟΥ ΛΑΔΑ 1 ATHINA	2103213276 -28									
MEGA EQUITY SECURITIES & FINANCIAL SERVICES PUBLIC LTD				a	a		a			
42-44, ΛΕΩΦ.ΓΡΙΒΑ ΔΙΓΕΝΗ 42-44	0035722711711									
MERIT SECURITIES S.A				a		a	a			a
5, ΣΟΦΟΚΛΕΟΥΣ 5 ATHINA	2103671880									
MERRILL LYNCH INTERNATIONAL				a						
2, 2 KING EDWARD STREET LONDON	+44 20276281000									
N. CHRYSOCHOIDIS SECURITIES S.A.				a			a			a
7-9, ΣΟΦΟΚΛΕΟΥΣ 7-9 ATHINA	2103213913									
NATIONAL BANK OF GREECE S.A.				a		a	a		a	
86, ΑΙΟΛΟΥ STR. ATHINA	(210)-3341000	(210)-3228187								
68, ΑΚΑΔΙΜΙΑΣ STR. ATHINA	(210)-3328817	(210)-3328678								
NATIONAL SECURITIES SINGLE MEMBER SA				a		a	a	a		
66, ΛΕΩΦΟΡΟΣ ΑΘΗΝΩΝ 128-132 & ΦΙΓΕΝΙΑΣ ATHINA	2103328784									
NUNTIUS BROKERAGE AND INVESTMENT SERVICES S.A				a						
6, ΔΡΑΓΑΤΣΑΝΙΟΥ 6 ATHINA	2103350599									
ONE PLUS CAPITAL LIMITED				a	a					
, 75 PRODROMOU AVENUE NICOSIA 1307	35722873760									
OPTIMA BANK S.A.				a		a	a	a	a	
32, ΑΙΓΙΛΕΙΑΣ 32 & ΠΑΡΑΔΕΙΣΟΥ MAROUSI	2108173663									
PANCRETA BANK S.A									a	
, ΙΚΑΡΟΥ 5	2810 338800									
PANTELAKIS SECURITIES S.A.				a		a	a	a		
57, ΕΘΝΙΚΗΣ ΑΝΤΙΣΤΑΣΕΩΣ 57, ΚΤΙΡΙΟ Β CHALANDRI	2106965000									
PEGASUS SECURITIES S.A				a			a			
17, ΒΑΛΑΩΡΙΤΟΥ 17 & ΑΜΕΡΙΚΗΣ ATHINA	2103670700									
PIRAEUS BANK S.A.				a			a		a	
, ΑΜΕΡΙΚΗΣ 4 ATHINA	2103335000									
PIRAEUS SECURITIES S. A.				a		a	a	a		a
10, ΣΤΑΔΙΟΥ 10 ATHINA	2103354100									
PROCHOICE SECURITIES LTD				a	a					
57, ΛΕΩΦ.ΣΠΥΡΟΥ ΚΥΠΡΙΑΝΟΥ 57, ΑΚΙΝΗΤΑ Φ	035724661192									
SHARELINK SECURITIES & FINANCIAL SERVICES LTD				a			a			
6, HOUSE-ΘΕΟΤΟΚΗ 6 ΜΕΓΑΡΟ ΕΛΛΗΝΑ	+357 22554200									
SOCIETE GENERALE S.A.				a	a		a			
, 17 COURS VALMY, CEDEX	+157290504									
SOLIDUS SECURITIES S.A				a			a			a
64, ΛΟΥΙΖΗΣ ΠΙΑΚΟΥΡ 64 ATHINA	2106900600									
ST. EM. LAVRENTAKIS SECURITIES S.A.				a			a			
7-9, ΣΟΦΟΚΛΕΟΥΣ 7-9 ATHINA	2103213336									
THE CYPRUS INVESTMENT & SECURITIES CORPORATION LTD				a	a					
154, ΑΓΙΟΥ ΠΡΟΚΟΠΙΟΥ & ΠΟΣΕΙΔΩΝΟΣ 1	0035722121700									
UBS EUROPE SE				a	a					
, OPERNTURM, BOCKENHEIMER LANDSTRASSE 2-4	496921790									
UBS LIMITED					a					
1, FINSBURY AVENUE LONDON	+44 2075687135									

List of Stocks under Market Making operations

Securities	Market Maker	Start Market Making	Stock Category
MLS MULTIMEDIA SA (CR)			Suspension Status
	PIRAEUS SECURITIES S. A.	01/08/2019	
ALPHA ETF FTSE Athex Large Cap			Exchange Traded Funds (ETFs)
	ALPHA FINANCE INVESTMENT SERVICES SINGLE MEMBER SA	02/01/1900	
	NATIONAL SECURITIES SINGLE MEMBER SA	02/01/1900	
ADMIE (IPTO) HOLDING S.A. (CR)			Main Market
	EUROBANK EQUITIES INVESTMENT FIRM SINGLE MEMBER SA	24/05/2021	
	HELLENIC AMERICAN SECURITIES S.A.	09/03/2020	
	PIRAEUS SECURITIES S. A.	29/06/2017	
AEGEAN AIRLINES (CR)			Main Market
	EUROBANK EQUITIES INVESTMENT FIRM SINGLE MEMBER SA	22/09/2020	
ALPHA SERVICES HOLD (CR)			Main Market
	ALPHA FINANCE INVESTMENT SERVICES SINGLE MEMBER SA	29/02/2016	
	EUROBANK EQUITIES INVESTMENT FIRM SINGLE MEMBER SA	22/10/2006	
	GREENPOST TRADING EUROPE LTD	12/06/2023	
	HELLENIC AMERICAN SECURITIES S.A.	25/07/2014	
	LEON DEPOLAS SECURITIES S.A.	04/01/2016	
	MERIT SECURITIES S.A	03/09/2012	
	NATIONAL SECURITIES SINGLE MEMBER SA	02/01/1900	
	PIRAEUS SECURITIES S. A.	28/05/2009	
ALPHA TRUST (CR)			Main Market
	EUROBANK EQUITIES INVESTMENT FIRM SINGLE MEMBER SA	06/02/2023	
	LEON DEPOLAS SECURITIES S.A.	04/01/2021	
ANDROMEDA SA (CR)			Main Market
	BETA SECURITIES S.A.	15/02/2021	
	OPTIMA BANK S.A.	03/04/2023	
ATTICA BANK S.A. (CR)			Main Market
	EUROXX SECURITIES S.A.	22/01/2016	
	PIRAEUS SECURITIES S. A.	20/09/2017	
AUSTRIACARD (CB)			Main Market
	BETA SECURITIES S.A.	23/03/2023	
	EUROBANK EQUITIES INVESTMENT FIRM SINGLE MEMBER SA	15/05/2023	
AUTOHELLAS SA (CR)			Main Market
	ALPHA FINANCE INVESTMENT SERVICES SINGLE MEMBER SA	01/07/2019	
	EUROXX SECURITIES S.A.	02/07/2018	
AVAX S.A. (CR)			Main Market
	EUROBANK EQUITIES INVESTMENT FIRM SINGLE MEMBER SA	14/12/2015	
	PIRAEUS SECURITIES S. A.	01/02/2021	
AVE (CR)			Main Market
	EUROXX SECURITIES S.A.	05/06/2020	
BRIQ PROPERTIES (CR)			Main Market
	EUROBANK EQUITIES INVESTMENT FIRM SINGLE MEMBER SA	09/09/2019	
	LEON DEPOLAS SECURITIES S.A.	22/02/2021	
CC HBC AG (CR)			Main Market
	BETA SECURITIES S.A.	08/03/2021	
	NATIONAL SECURITIES SINGLE MEMBER SA	02/01/1900	
	PIRAEUS SECURITIES S. A.	04/05/2015	
CENERGY HOLDINGS (CB)			Main Market
	ALPHA FINANCE INVESTMENT SERVICES SINGLE MEMBER SA	02/01/2016	
	EUROBANK EQUITIES INVESTMENT FIRM SINGLE MEMBER SA	02/01/2016	
	OPTIMA BANK S.A.	14/03/2022	
	PANTELAKIS SECURITIES S.A.	27/12/2022	
CNL CAPITAL (CR)			Main Market
	MERIT SECURITIES S.A	01/10/2018	
DIMAND (CR)			Main Market
	ALPHA FINANCE INVESTMENT SERVICES SINGLE MEMBER SA	08/08/2022	
	EUROBANK EQUITIES INVESTMENT FIRM SINGLE MEMBER SA	08/08/2022	
	PANTELAKIS SECURITIES S.A.	15/05/2023	
EKTER SA (CR)			Main Market
	BETA SECURITIES S.A.	26/09/2022	
	EUROBANK EQUITIES INVESTMENT FIRM SINGLE MEMBER SA	16/10/2017	
	LEON DEPOLAS SECURITIES S.A.	21/05/2018	
ELASTRON (CR)			Main Market
	LEON DEPOLAS SECURITIES S.A.	20/02/2017	

List of Stocks under Market Making operations

Securities	Market Maker	Start Market Making	Stock Category
ELLAKTOR (CR)			
	ALPHA FINANCE INVESTMENT SERVICES SINGLE MEMBER SA	18/03/2019	Main Market
	EUROBANK EQUITIES INVESTMENT FIRM SINGLE MEMBER SA	01/06/2012	
	EUROXX SECURITIES S.A.	24/09/2018	
	NATIONAL SECURITIES SINGLE MEMBER SA	02/01/1900	
	PIRAEUS SECURITIES S. A.	22/10/2018	
ELTON SA (CR)			
	BETA SECURITIES S.A.	03/09/2012	Main Market
	EUROBANK EQUITIES INVESTMENT FIRM SINGLE MEMBER SA	28/11/2022	
	OPTIMA BANK S.A.	30/01/2023	
ELVALHALCOR (CR)			
	ALPHA FINANCE INVESTMENT SERVICES SINGLE MEMBER SA	07/05/2018	Main Market
	BETA SECURITIES S.A.	09/01/2023	
	EUROBANK EQUITIES INVESTMENT FIRM SINGLE MEMBER SA	07/05/2018	
ENTERSOFT (CR)			
	ALPHA FINANCE INVESTMENT SERVICES SINGLE MEMBER SA	23/03/2023	Main Market
	EUROBANK EQUITIES INVESTMENT FIRM SINGLE MEMBER SA	22/06/2020	
EUROBANK HOLDINGS (CR)			
	ALPHA FINANCE INVESTMENT SERVICES SINGLE MEMBER SA	09/01/2006	Main Market
	EUROBANK EQUITIES INVESTMENT FIRM SINGLE MEMBER SA	01/06/2012	
	GREENPOST TRADING EUROPE LTD	12/06/2023	
	HELLENIC AMERICAN SECURITIES S.A.	25/07/2014	
	LEON DEPOLAS SECURITIES S.A.	30/11/2018	
	MERIT SECURITIES S.A.	06/11/2017	
	NATIONAL SECURITIES SINGLE MEMBER SA	02/01/1900	
	PIRAEUS SECURITIES S. A.	28/09/2009	
EUROCONSULTANTS S.A. (CR)			
	OPTIMA BANK S.A.	01/02/2023	Main Market
EYDAP S.A. (CR)			
	ALPHA FINANCE INVESTMENT SERVICES SINGLE MEMBER SA	27/01/2020	Main Market
	EUROBANK EQUITIES INVESTMENT FIRM SINGLE MEMBER SA	10/06/2019	
FOURLIS (CR)			
	EUROBANK EQUITIES INVESTMENT FIRM SINGLE MEMBER SA	01/12/2016	Main Market
	PIRAEUS SECURITIES S. A.	06/03/2017	
GEK TERNA (CR)			
	BETA SECURITIES S.A.	08/03/2021	Main Market
	EUROBANK EQUITIES INVESTMENT FIRM SINGLE MEMBER SA	24/05/2021	
	PIRAEUS SECURITIES S. A.	29/08/2019	
GR. SARANTIS S.A. (CR)			
	BETA SECURITIES S.A.	14/05/2012	Main Market
	EUROBANK EQUITIES INVESTMENT FIRM SINGLE MEMBER SA	24/10/2016	
HELLENIC EXCHANGES-A.S.E. (CR)			
	HELLENIC AMERICAN SECURITIES S.A.	01/09/2014	Main Market
	NATIONAL SECURITIES SINGLE MEMBER SA	02/01/1900	
	PIRAEUS SECURITIES S. A.	04/05/2015	
HELLENIQ ENERGY (CR)			
	HELLENIC AMERICAN SECURITIES S.A.	14/09/2015	Main Market
	PIRAEUS SECURITIES S. A.	20/03/2017	
IDEAL HOLDINGS (CR)			
	EUROBANK EQUITIES INVESTMENT FIRM SINGLE MEMBER SA	07/06/2021	Main Market
	PIRAEUS SECURITIES S. A.	07/06/2021	
INTERCONTINENTAL (CR)			
	LEON DEPOLAS SECURITIES S.A.	03/06/2019	Main Market
INTERLIFE G.C.I.(CR)			
	BETA SECURITIES S.A.	24/10/2022	Main Market
INTERWOOD-XYLEMPORIA (CR)			
	EUROBANK EQUITIES INVESTMENT FIRM SINGLE MEMBER SA	05/07/2021	Main Market
	PANTELAKIS SECURITIES S.A.	01/07/2021	
INTRAKAT (CR)			
	BETA SECURITIES S.A.	04/10/2021	Main Market
	PANTELAKIS SECURITIES S.A.	10/10/2022	
JUMBO SA (CR)			
	BETA SECURITIES S.A.	01/02/2021	Main Market
	EUROBANK EQUITIES INVESTMENT FIRM SINGLE MEMBER SA	25/05/2020	
	GREENPOST TRADING EUROPE LTD	12/06/2023	
	MERIT SECURITIES S.A.	06/11/2017	
	PIRAEUS SECURITIES S. A.	06/03/2017	

List of Stocks under Market Making operations

Securities	Stock Category
Market Maker	Start Market Making
KLOUKINAS - LAPPAS SA (CR)	Main Market
OPTIMA BANK S.A.	02/01/2023
KRI-KRI S.A. (CR)	Main Market
EUROBANK EQUITIES INVESTMENT FIRM SINGLE MEMBER SA	07/05/2018
LEON DEPOLAS SECURITIES S.A.	16/01/2017
LAMDA DEVELOPMENT SA (CR)	Main Market
EUROBANK EQUITIES INVESTMENT FIRM SINGLE MEMBER SA	08/12/2014
PANTELAKIS SECURITIES S.A.	06/11/2017
PIRAEUS SECURITIES S. A.	29/06/2017
LAMPASA HOTEL SA (CR)	Main Market
LEON DEPOLAS SECURITIES S.A.	16/01/2017
MIG (CR)	Main Market
PIRAEUS SECURITIES S. A.	02/02/2009
MOTOR OIL (CR)	Main Market
BETA SECURITIES S.A.	08/03/2021
EUROBANK EQUITIES INVESTMENT FIRM SINGLE MEMBER SA	22/10/2006
GREENPOST TRADING EUROPE LTD	12/06/2023
LEON DEPOLAS SECURITIES S.A.	01/04/2019
MERIT SECURITIES S.A	25/02/2019
NATIONAL SECURITIES SINGLE MEMBER SA	02/01/1900
PIRAEUS SECURITIES S. A.	04/05/2015
MPLE KEDROS (CR)	Main Market
MERIT SECURITIES S.A	30/09/2022
MYTILINEOS (CR)	Main Market
ALPHA FINANCE INVESTMENT SERVICES SINGLE MEMBER SA	15/04/2019
BETA SECURITIES S.A.	11/04/2022
EUROBANK EQUITIES INVESTMENT FIRM SINGLE MEMBER SA	20/09/2017
GREENPOST TRADING EUROPE LTD	12/06/2023
MERIT SECURITIES S.A	25/02/2019
NATIONAL SECURITIES SINGLE MEMBER SA	02/01/1900
PIRAEUS SECURITIES S. A.	04/05/2015
NATIONAL BANK (CR)	Main Market
ALPHA FINANCE INVESTMENT SERVICES SINGLE MEMBER SA	09/01/2006
EUROBANK EQUITIES INVESTMENT FIRM SINGLE MEMBER SA	22/10/2006
GREENPOST TRADING EUROPE LTD	12/06/2023
HELLENIC AMERICAN SECURITIES S.A.	25/07/2014
LEON DEPOLAS SECURITIES S.A.	20/05/2015
MERIT SECURITIES S.A	03/09/2012
NATIONAL SECURITIES SINGLE MEMBER SA	02/01/1900
PIRAEUS SECURITIES S. A.	08/09/2008
OPAP (CR)	Main Market
ALPHA FINANCE INVESTMENT SERVICES SINGLE MEMBER SA	09/01/2006
BETA SECURITIES S.A.	11/04/2022
EUROBANK EQUITIES INVESTMENT FIRM SINGLE MEMBER SA	22/10/2006
GREENPOST TRADING EUROPE LTD	12/06/2023
HELLENIC AMERICAN SECURITIES S.A.	25/07/2014
MERIT SECURITIES S.A	20/03/2017
NATIONAL SECURITIES SINGLE MEMBER SA	02/01/1900
PIRAEUS SECURITIES S. A.	04/05/2015
OTE (CR)	Main Market
ALPHA FINANCE INVESTMENT SERVICES SINGLE MEMBER SA	09/01/2006
BETA SECURITIES S.A.	11/04/2022
EUROBANK EQUITIES INVESTMENT FIRM SINGLE MEMBER SA	22/10/2006
GREENPOST TRADING EUROPE LTD	12/06/2023
HELLENIC AMERICAN SECURITIES S.A.	25/07/2014
LEON DEPOLAS SECURITIES S.A.	20/04/2015
MERIT SECURITIES S.A	20/03/2017
NATIONAL SECURITIES SINGLE MEMBER SA	02/01/1900
PIRAEUS SECURITIES S. A.	08/09/2008
P.P.A. S.A. (CR)	Main Market
EUROBANK EQUITIES INVESTMENT FIRM SINGLE MEMBER SA	06/02/2019
PAPOUTSANIS (CR)	Main Market
BETA SECURITIES S.A.	25/11/2013
PETROPOULOS PETROS (CR)	Main Market
EUROBANK EQUITIES INVESTMENT FIRM SINGLE MEMBER SA	01/04/2019
PANTELAKIS SECURITIES S.A.	16/03/2020

List of Stocks under Market Making operations

Securities	Stock Category
Market Maker	Start Market Making
PIRAEUS FINANCIAL HOLD (CR)	Main Market
ALPHA FINANCE INVESTMENT SERVICES SINGLE MEMBER SA	15/04/2019
EUROBANK EQUITIES INVESTMENT FIRM SINGLE MEMBER SA	22/10/2006
EUROXX SECURITIES S.A.	15/02/2016
GREENPOST TRADING EUROPE LTD	12/06/2023
HELLENIC AMERICAN SECURITIES S.A.	25/07/2014
LEON DEPOLAS SECURITIES S.A.	30/11/2018
MERIT SECURITIES S.A	16/09/2013
NATIONAL SECURITIES SINGLE MEMBER SA	02/01/1900
PIRAEUS SECURITIES S. A.	16/02/2009
PPC (CR)	Main Market
ALPHA FINANCE INVESTMENT SERVICES SINGLE MEMBER SA	09/01/2006
BETA SECURITIES S.A.	01/02/2021
EUROBANK EQUITIES INVESTMENT FIRM SINGLE MEMBER SA	22/10/2006
GREENPOST TRADING EUROPE LTD	12/06/2023
HELLENIC AMERICAN SECURITIES S.A.	01/09/2014
MERIT SECURITIES S.A	06/11/2017
NATIONAL SECURITIES SINGLE MEMBER SA	02/01/1900
PIRAEUS SECURITIES S. A.	28/09/2009
PREMIA (CR)	Main Market
BETA SECURITIES S.A.	01/06/2021
LEON DEPOLAS SECURITIES S.A.	05/12/2022
PANTELAKIS SECURITIES S.A.	23/12/2021
PROFILE SA (CR)	Main Market
OPTIMA BANK S.A.	03/04/2023
PANTELAKIS SECURITIES S.A.	01/07/2019
QUALITY & RELIABILITY SA (CR)	Main Market
OPTIMA BANK S.A.	03/01/2023
QUEST HOLDINGS (CR)	Main Market
BETA SECURITIES S.A.	26/03/2018
EUROBANK EQUITIES INVESTMENT FIRM SINGLE MEMBER SA	28/01/2019
REVOIL (CR)	Main Market
BETA SECURITIES S.A.	26/06/2023
SIDMA STEEL (CR)	Main Market
OPTIMA BANK S.A.	25/05/2023
SPACE HELLAS SA (CR)	Main Market
MERIT SECURITIES S.A	09/12/2022
TECHNICAL OLYMPIC SA (CR)	Main Market
BETA SECURITIES S.A.	04/04/2022
OPTIMA BANK S.A.	05/07/2023
TERNA ENERGY (CR)	Main Market
EUROBANK EQUITIES INVESTMENT FIRM SINGLE MEMBER SA	24/05/2021
PIRAEUS SECURITIES S. A.	09/12/2019
THRACE PLASTICS SA (CR)	Main Market
ALPHA FINANCE INVESTMENT SERVICES SINGLE MEMBER SA	26/03/2018
EUROBANK EQUITIES INVESTMENT FIRM SINGLE MEMBER SA	26/03/2018
TITAN CEMENT (CB)	Main Market
BETA SECURITIES S.A.	01/02/2021
EUROBANK EQUITIES INVESTMENT FIRM SINGLE MEMBER SA	06/11/2019
PIRAEUS SECURITIES S. A.	18/01/2021
TZIRAKIAN PROFIL (CR)	Main Market
LEON DEPOLAS SECURITIES S.A.	19/07/2021
VIOHALCO SA/NV (CB)	Main Market
ALPHA FINANCE INVESTMENT SERVICES SINGLE MEMBER SA	11/03/2008
EUROBANK EQUITIES INVESTMENT FIRM SINGLE MEMBER SA	04/03/2014
MERIT SECURITIES S.A	17/03/2014

Underlying Asset				Derivatives Market													
Price max	Price min	Closing price	change	Delivery Month	Open price	Price max	Price min	Last price	Closing price	Last Bid	Last Ask	Fixing price*	Life high	Life low	Trades	Volume	Open Interest
FTSE/Athex Large Cap				(Trade Unit: 1 Index Point x 2€, Cash Settlement)													
3,245.38	3,192.49	3,233.45	1.28%	July 2023	3,220.00	3,244.75	3,213.00	3,239.25	3,239.25	---	---	---	3,244.75	---	159	2,106	3,408
				August 2023	3,225.00	3,259.00	3,225.00	3,250.00	3,250.00	---	---	---	3,259.00	---	193	2,225	1,185
				September 2023	3,238.50	3,254.75	3,230.00	3,254.50	3,254.50	---	---	---	3,254.75	---	17	162	130
				December 2023	---	---	---	---	3,219.00	---	---	---	---	---	---	---	---
				March 2024	---	---	---	---	3,235.25	---	---	---	---	---	---	---	---
				June 2024	---	---	---	---	3,252.50	---	---	---	---	---	---	---	---
FTSE/Athex Banks				(Trade Unit: 1 Index Point x 15€, Cash Settlement)													
1,106.14	1,088.36	1,095.28	0.23%	September 2023	1,104.75	1,104.75	1,100.50	1,100.50	1,100.50	---	---	---	1,110.75	---	2	20	1,374
				December 2023	---	---	---	---	1,101.75	---	---	---	---	---	---	---	---
				March 2024	---	---	---	---	1,107.50	---	---	---	---	---	---	---	---
				June 2024	---	---	---	---	1,113.25	---	---	---	---	---	---	---	---
MSCI GREECE REBASED				(Trade Unit: 1 Index Point x 2€, Cash Settlement)													
5,164.54	5,056.98	5,135.32	1.55%	July 2023	4,966.25	4,966.25	4,966.25	4,966.25	4,966.25	---	---	---	5,035.50	---	4	80	80
				August 2023	4,981.25	4,981.25	4,981.25	4,981.25	4,981.25	---	---	---	5,034.50	---	4	80	290
				September 2023	---	---	---	---	4,836.50	---	---	---	4,920.50	---	---	---	300
				December 2023	---	---	---	---	5,060.25	---	---	---	5,012.25	---	---	---	10
				March 2024	---	---	---	---	5,124.75	---	---	---	---	---	---	---	---
				June 2024	---	---	---	---	5,152.25	---	---	---	---	---	---	---	---

Derivatives notes

Fixing prices and final open positions can be retrieved from the following path <http://www.helex.gr/el/web/guest/statistics-end-of-day-derivatives>

Underlying Asset				Derivatives Market													
Price max	Price min	Closing price	change	Delivery Month	Open price	Price max	Price min	Last price	Closing price	Last Bid	Last Ask	Fixing price*	Life high	Life low	Trades	Volume	Open Interest
ADMIE (IPTO) HOLDING S.A. (CR)				(Contract Size: 100 Securities, Physical Delivery)													
2.28	2.22	2.27	2.71%	September 2023	2.23	2.27	2.22	2.27	2.27	---	---	---	2.32	---	108	931	16,102
				December 2023	---	---	---	---	2.23	---	---	---	---	---	---	---	---
				March 2024	---	---	---	---	2.24	---	---	---	---	---	---	---	---
				June 2024	---	---	---	---	2.25	---	---	---	---	---	---	---	---
AEGEAN AIRLINES (CR)				(Contract Size: 100 Securities, Physical Delivery)													
12.64	12.3	12.62	2.60%	September 2023	12.47	12.70	12.47	12.70	12.70	---	---	---	12.70	---	45	240	5,246
				December 2023	---	---	---	---	12.40	---	---	---	---	---	---	---	---
				March 2024	---	---	---	---	12.46	---	---	---	---	---	---	---	---
				June 2024	---	---	---	---	12.53	---	---	---	---	---	---	---	---
ALPHA SERVICES HOLD (CR)				(Contract Size: 100 Securities, Physical Delivery)													
1.629	1.61	1.6235	1.03%	September 2023	1.66	1.67	1.64	1.65	1.65	---	---	---	1.67	---	174	5,165	256,785
				December 2023	---	---	---	---	1.66	---	---	---	1.65	---	---	---	460
				March 2024	---	---	---	---	1.63	---	---	---	---	---	---	---	---
				June 2024	---	---	---	---	1.64	---	---	---	---	---	---	---	---
AUTOHELLAS SA (CR)				(Contract Size: 100 Securities, Physical Delivery)													
13.94	13.34	13.48	0.30%	September 2023	13.58	13.68	13.58	13.68	13.68	---	---	---	14.56	---	7	18	89
				December 2023	---	---	---	---	13.55	---	---	---	---	---	---	---	---
				March 2024	---	---	---	---	13.62	---	---	---	---	---	---	---	---
				June 2024	---	---	---	---	13.69	---	---	---	---	---	---	---	---
AVAX S.A. (CR)				(Contract Size: 100 Securities, Physical Delivery)													
1.786	1.72	1.732	-1.03%	September 2023	1.80	1.80	1.74	1.75	1.75	---	---	---	1.80	---	282	496	1,165
				December 2023	---	---	---	---	1.76	---	---	---	---	---	---	---	---
				March 2024	---	---	---	---	1.77	---	---	---	---	---	---	---	---
				June 2024	---	---	---	---	1.78	---	---	---	---	---	---	---	---
CC HBC AG (CR)				(Contract Size: 100 Securities, Physical Delivery)													
27.26	26.97	27.23	-0.04%	September 2023	27.55	27.55	27.15	27.48	27.48	---	---	---	28.81	---	12	23	1,325
				December 2023	---	---	---	---	27.47	---	---	---	---	---	---	---	---
				March 2024	---	---	---	---	27.60	---	---	---	---	---	---	---	---
				June 2024	---	---	---	---	27.75	---	---	---	---	---	---	---	---
CENERGY HOLDINGS (CB)				(Contract Size: 100 Securities, Physical Delivery)													
6.55	6.23	6.55	6.33%	September 2023	6.31	6.59	6.31	6.58	6.58	---	---	---	6.59	---	68	367	6,927
				December 2023	---	---	---	---	6.21	---	---	---	---	---	---	---	---
				March 2024	---	---	---	---	6.24	---	---	---	---	---	---	---	---
				June 2024	---	---	---	---	6.28	---	---	---	---	---	---	---	---

Derivatives notes

Fixing prices and final open positions can be retrieved from the following path <http://www.helex.gr/el/web/guest/statistics-end-of-day-derivatives>

Underlying Asset				Derivatives Market													
Price max	Price min	Closing price	change	Delivery Month	Open price	Price max	Price min	Last price	Closing price	Last Bid	Last Ask	Fixing price*	Life high	Life low	Trades	Volume	Open Interest
ELLAKTOR (CR)				(Contract Size: 100 Securities, Physical Delivery)													
2.685	2.5	2.67	7.01%	September 2023	2.54	2.73	2.53	2.72	2.72	---	---	---	2.73	---	95	772	508
				December 2023	---	---	---	---	2.52	---	---	---	---	---	---	---	---
				March 2024	---	---	---	---	2.53	---	---	---	---	---	---	---	---
				June 2024	---	---	---	---	2.54	---	---	---	---	---	---	---	---
ELVALHALCOR (CR)				(Contract Size: 100 Securities, Physical Delivery)													
2.09	2.04	2.085	1.46%	September 2023	2.07	2.11	2.07	2.11	2.11	---	---	---	2.22	---	24	137	1,953
				December 2023	---	---	---	---	2.07	---	---	---	---	---	---	---	---
				March 2024	---	---	---	---	2.08	---	---	---	---	---	---	---	---
				June 2024	---	---	---	---	2.09	---	---	---	---	---	---	---	---
EUROBANK HOLDINGS (CR)				(Contract Size: 100 Securities, Physical Delivery)													
1.653	1.62	1.63	0.03%	September 2023	1.66	1.66	1.64	1.65	1.65	---	---	---	1.67	---	39	1,012	38,657
				December 2023	---	---	---	---	1.64	---	---	---	---	---	---	---	---
				March 2024	---	---	---	---	1.65	---	---	---	---	---	---	---	---
				June 2024	---	---	---	---	1.66	---	---	---	---	---	---	---	---
EYDAP S.A. (CR)				(Contract Size: 100 Securities, Physical Delivery)													
6.87	6.71	6.76	-0.59%	September 2023	6.87	6.90	6.86	6.89	6.89	---	---	---	7.18	---	13	55	1,150
				December 2023	---	---	---	---	6.86	---	---	---	---	---	---	---	---
				March 2024	---	---	---	---	6.89	---	---	---	---	---	---	---	---
				June 2024	---	---	---	---	6.93	---	---	---	---	---	---	---	---
FOURLIS (CR)				(Contract Size: 100 Securities, Physical Delivery)													
4.92	4.8	4.87	0.00%	September 2023	4.88	4.88	4.86	4.87	4.87	---	---	---	4.98	---	3	10	926
				December 2023	---	---	---	---	4.91	---	---	---	---	---	---	---	---
				March 2024	---	---	---	---	4.94	---	---	---	---	---	---	---	---
				June 2024	---	---	---	---	4.96	---	---	---	---	---	---	---	---
GEK TERNA (CR)				(Contract Size: 100 Securities, Physical Delivery)													
14.62	14.2	14.54	1.39%	September 2023	14.49	14.81	14.49	14.81	14.81	---	---	---	15.01	---	39	170	7,424
				December 2023	---	---	---	---	14.46	---	---	---	---	---	---	---	---
				March 2024	---	---	---	---	14.53	---	---	---	---	---	---	---	---
				June 2024	---	---	---	---	14.61	---	---	---	---	---	---	---	---
HELLENIC EXCHANGES-A.S.E. (CR)				(Contract Size: 100 Securities, Physical Delivery)													
5.97	5.81	5.95	1.02%	September 2023	5.93	6.06	5.93	6.01	6.01	---	---	---	6.06	---	19	174	10,270
				December 2023	---	---	---	---	5.94	---	---	---	---	---	---	---	---
				March 2024	---	---	---	---	5.97	---	---	---	---	---	---	---	---
				June 2024	---	---	---	---	6.00	---	---	---	---	---	---	---	---

Derivatives notes

Fixing prices and final open positions can be retrieved from the following path <http://www.helex.gr/el/web/guest/statistics-end-of-day-derivatives>

Underlying Asset				Derivatives Market													
Price max	Price min	Closing price	change	Delivery Month	Open price	Price max	Price min	Last price	Closing price	Last Bid	Last Ask	Fixing price*	Life high	Life low	Trades	Volume	Open Interest
HELLENiQ ENERGY (CR)																	
(Contract Size: 100 Securities, Physical Delivery)																	
7.86	7.75	7.86	1.03%	September 2023	7.90	7.90	7.90	7.90	7.90	---	---	---	8.11	---	3	9	1,148
---	---	---	---	December 2023	---	---	---	---	7.84	---	---	---	---	---	---	---	---
---	---	---	---	March 2024	---	---	---	---	7.88	---	---	---	---	---	---	---	---
---	---	---	---	June 2024	---	---	---	---	7.93	---	---	---	---	---	---	---	---
INTRACOM HOLDINGS (CR)																	
(Contract Size: 106 Securities, Physical Delivery)																	
2.135	2.08	2.105	0.00%	September 2023	2.17	2.18	2.15	2.15	2.15	---	---	---	2.18	2.07	13	54	3,746
---	---	---	---	December 2023	---	---	---	---	2.12	---	---	---	---	---	---	---	---
---	---	---	---	March 2024	---	---	---	---	2.13	---	---	---	---	---	---	---	---
---	---	---	---	June 2024	---	---	---	---	2.14	---	---	---	---	---	---	---	---
INTRAKAT (CR)																	
(Contract Size: 100 Securities, Physical Delivery)																	
3.17	3.05	3.09	0.33%	September 2023	3.17	3.20	3.03	3.05	3.05	---	---	---	3.20	---	156	878	9,328
---	---	---	---	December 2023	---	---	---	---	3.11	---	---	---	---	---	---	---	---
---	---	---	---	March 2024	---	---	---	---	3.12	---	---	---	---	---	---	---	---
---	---	---	---	June 2024	---	---	---	---	3.14	---	---	---	---	---	---	---	---
JUMBO SA (CR)																	
(Contract Size: 100 Securities, Physical Delivery)																	
28.78	27.7	27.9	1.09%	September 2023	27.67	28.26	27.67	27.81	27.81	---	---	---	28.26	---	7	15	174
---	---	---	---	December 2023	---	---	---	---	27.83	---	---	---	---	---	---	---	---
---	---	---	---	March 2024	---	---	---	---	27.97	---	---	---	---	---	---	---	---
---	---	---	---	June 2024	---	---	---	---	28.12	---	---	---	---	---	---	---	---
LAMDA DEVELOPMENT SA (CR)																	
(Contract Size: 100 Securities, Physical Delivery)																	
7.21	7.125	7.21	0.42%	September 2023	7.26	7.30	7.20	7.30	7.30	---	---	---	7.54	---	28	151	6,385
---	---	---	---	December 2023	---	---	---	---	7.24	---	---	---	---	---	---	---	---
---	---	---	---	March 2024	---	---	---	---	7.28	---	---	---	---	---	---	---	---
---	---	---	---	June 2024	---	---	---	---	7.32	---	---	---	---	---	---	---	---
MIG (CR)																	
(Contract Size: 100 Securities, Physical Delivery)																	
4.25	4.09	4.15	-0.84%	September 2023	4.06	4.06	4.06	4.06	4.06	---	---	---	5.10	---	2	5	61
---	---	---	---	December 2023	---	---	---	---	4.22	---	---	---	---	---	---	---	---
---	---	---	---	March 2024	---	---	---	---	4.24	---	---	---	---	---	---	---	---
---	---	---	---	June 2024	---	---	---	---	4.26	---	---	---	---	---	---	---	---
MOTOR OIL (CR)																	
(Contract Size: 100 Securities, Physical Delivery)																	
23.32	22.82	22.82	-0.18%	September 2023	23.21	23.43	23.10	23.20	23.20	---	---	---	24.55	---	33	133	1,721
---	---	---	---	December 2023	---	---	---	---	23.05	---	---	---	---	---	---	---	---
---	---	---	---	March 2024	---	---	---	---	23.17	---	---	---	---	---	---	---	---
---	---	---	---	June 2024	---	---	---	---	23.29	---	---	---	---	---	---	---	---

Derivatives notes

Fixing prices and final open positions can be retrieved from the following path <http://www.helex.gr/el/web/guest/statistics-end-of-day-derivatives>

Underlying Asset				Derivatives Market													
Price max	Price min	Closing price	change	Delivery Month	Open price	Price max	Price min	Last price	Closing price	Last Bid	Last Ask	Fixing price*	Life high	Life low	Trades	Volume	Open Interest
MYTILINEOS (CR)				(Contract Size: 100 Securities, Physical Delivery)													
36.12	34.88	35.68	3.30%	September 2023	35.44	36.43	35.44	36.24	36.24	---	---	---	36.43	---	126	466	3,451
				December 2023	35.29	35.29	35.29	35.29	35.29	---	---	---	35.29	---	1	1	---
				March 2024	---	---	---	---	35.00	---	---	---	---	---	---	---	---
				June 2024	---	---	---	---	35.19	---	---	---	---	---	---	---	---
NATIONAL BANK (CR)				(Contract Size: 100 Securities, Physical Delivery)													
6.244	6.152	6.22	0.29%	September 2023	6.24	6.30	6.20	6.26	6.26	---	---	---	6.47	---	63	679	16,498
				December 2023	---	---	---	---	6.25	---	---	---	---	---	---	---	---
				March 2024	---	---	---	---	6.29	---	---	---	---	---	---	---	---
				June 2024	---	---	---	---	6.32	---	---	---	---	---	---	---	---
OPAP (CR)				(Contract Size: 103 Securities, Physical Delivery)													
16.28	15.9	16.28	2.13%	September 2023	16.10	16.45	16.10	16.40	16.40	---	---	---	16.45	15.65	8	27	2,624
				December 2023	---	---	---	---	16.07	---	---	---	---	---	---	---	---
				March 2024	---	---	---	---	16.15	---	---	---	---	---	---	---	---
				June 2024	---	---	---	---	16.24	---	---	---	---	---	---	---	---
OTE (CR)				(Contract Size: 100 Securities, Physical Delivery)													
14.83	14.18	14.6	3.11%	September 2023	14.46	15.00	14.41	14.86	14.86	---	---	---	15.55	---	123	514	12,376
				December 2023	---	---	---	---	14.28	---	---	---	---	---	---	---	---
				March 2024	---	---	---	---	14.35	---	---	---	---	---	---	---	---
				June 2024	---	---	---	---	14.43	---	---	---	---	---	---	---	---
P.P.A. S.A. (CR)				(Contract Size: 100 Securities, Physical Delivery)													
23	22.35	23	2.22%	September 2023	---	---	---	---	21.81	---	---	---	22.33	---	---	---	321
				December 2023	---	---	---	---	22.69	---	---	---	---	---	---	---	---
				March 2024	---	---	---	---	22.80	---	---	---	---	---	---	---	---
				June 2024	---	---	---	---	22.92	---	---	---	---	---	---	---	---
PIRAEUS FINANCIAL HOLD (CR)				(Contract Size: 100 Securities, Physical Delivery)													
3.596	3.452	3.5	-0.63%	September 2023	3.54	3.62	3.49	3.50	3.50	---	---	---	3.62	---	318	5,347	74,273
				December 2023	---	---	---	---	3.55	---	---	---	---	---	---	---	---
				March 2024	---	---	---	---	3.57	---	---	---	---	---	---	---	---
				June 2024	---	---	---	---	3.59	---	---	---	---	---	---	---	---
PPC (CR)				(Contract Size: 100 Securities, Physical Delivery)													
10.82	10.38	10.75	3.36%	September 2023	10.66	10.99	10.60	10.89	10.89	---	---	---	10.99	---	161	969	28,747
				December 2023	---	---	---	---	10.49	---	---	---	---	---	---	---	---
				March 2024	---	---	---	---	10.54	---	---	---	---	---	---	---	---
				June 2024	---	---	---	---	10.60	---	---	---	---	---	---	---	---

Derivatives notes

Fixing prices and final open positions can be retrieved from the following path <http://www.helex.gr/el/web/guest/statistics-end-of-day-derivatives>

Underlying Asset				Derivatives Market													
Price max	Price min	Closing price	change	Delivery Month	Open price	Price max	Price min	Last price	Closing price	Last Bid	Last Ask	Fixing price*	Life high	Life low	Trades	Volume	Open Interest
QUEST HOLDINGS (CR)				(Contract Size: 100 Securities, Physical Delivery)													
6.52	6.4	6.48	0.47%	September 2023	6.54	6.54	6.50	6.50	6.50	---	---	---	6.77	---	5	8	156
				December 2023	---	---	---	---	6.50	---	---	---	---	---	---	---	---
				March 2024	---	---	---	---	6.54	---	---	---	---	---	---	---	---
				June 2024	---	---	---	---	6.57	---	---	---	---	---	---	---	---
TERNA ENERGY (CR)				(Contract Size: 100 Securities, Physical Delivery)													
18.51	17.9	18.11	1.80%	September 2023	18.30	18.68	18.13	18.41	18.41	---	---	---	21.16	---	156	344	11,871
				December 2023	---	---	---	---	17.94	---	---	---	---	---	---	---	---
				March 2024	---	---	---	---	18.03	---	---	---	---	---	---	---	---
				June 2024	---	---	---	---	18.13	---	---	---	---	---	---	---	---
TITAN CEMENT (CB)				(Contract Size: 100 Securities, Physical Delivery)													
18.18	17.48	18.18	1.79%	September 2023	18.13	18.29	18.13	18.29	18.29	---	---	---	18.29	---	3	16	759
				December 2023	---	---	---	---	18.01	---	---	---	---	---	---	---	---
				March 2024	---	---	---	---	18.10	---	---	---	---	---	---	---	---
				June 2024	---	---	---	---	18.20	---	---	---	---	---	---	---	---
VIOHALCO SA/NV (CB)				(Contract Size: 100 Securities, Physical Delivery)													
6.03	5.8	6	3.45%	September 2023	5.90	6.11	5.87	6.11	6.11	---	---	---	6.28	---	53	192	6,345
				December 2023	---	---	---	---	5.85	---	---	---	---	---	---	---	---
				March 2024	---	---	---	---	5.88	---	---	---	---	---	---	---	---
				June 2024	---	---	---	---	5.91	---	---	---	---	---	---	---	---

Derivatives notes

Fixing prices and final open positions can be retrieved from the following path <http://www.helex.gr/el/web/guest/statistics-end-of-day-derivatives>

FTSE/Athex Large Cap

(Trade Unit: 1 Index Point x 2€ - Exercise Style: European, Cash Settlement)

Call Options																Put Options																
Exercise Price	July 2023							August 2023							Other Months		July 2023						August 2023						Other Months		Exercise Price	
	Open price	Price max	Price min	Last price	Closing price	Volume	Open Interest	Open price	Price max	Price min	Last price	Closing price	Volume	Open Interest	Volume	Open Interest	Open price	Price max	Price min	Last price	Closing price	Volume	Open Interest	Open price	Price max	Price min	Last price	Closing price	Volume	Open Interest		Volume
1,775	-	-	-	-	-	-	-	-	-	-	-	-	-	-	-	-	-	-	-	-	-	-	-	-	-	-	-	-	-	-	-	1,775
1,800	-	-	-	-	-	-	-	-	-	-	-	-	-	-	-	-	-	-	-	-	-	-	-	-	-	-	-	-	-	-	-	1,800
1,825	-	-	-	-	-	-	-	-	-	-	-	-	-	-	-	-	-	-	-	-	-	-	-	-	-	-	-	-	-	-	-	1,825
1,850	-	-	-	-	-	-	-	-	-	-	-	-	-	-	-	-	-	-	-	-	-	-	-	-	-	-	-	-	-	-	-	1,850
1,875	-	-	-	-	-	-	-	-	-	-	-	-	-	-	-	-	-	-	-	-	-	-	-	-	-	-	-	-	-	-	-	1,875
1,900	-	-	-	-	-	-	-	-	-	-	-	-	-	-	-	-	-	-	-	-	-	-	-	-	-	-	-	-	-	-	-	1,900
1,925	-	-	-	-	-	-	-	-	-	-	-	-	-	-	-	-	-	-	-	-	-	-	-	-	-	-	-	-	-	-	-	1,925
1,950	-	-	-	-	-	-	-	-	-	-	-	-	-	-	-	-	-	-	-	-	-	-	-	-	-	-	-	-	-	-	-	1,950
1,975	-	-	-	-	-	-	-	-	-	-	-	-	-	-	-	-	-	-	-	-	-	-	-	-	-	-	-	-	-	-	-	1,975
2,000	-	-	-	-	-	-	-	-	-	-	-	-	-	-	-	-	-	-	-	-	-	-	-	-	-	-	-	-	-	-	-	2,000
2,050	-	-	-	-	-	-	-	-	-	-	-	-	-	-	-	-	-	-	-	-	-	-	-	-	-	-	-	-	-	-	-	2,050
2,100	-	-	-	-	-	-	-	-	-	-	-	-	-	-	-	-	-	-	-	-	-	-	-	-	-	-	-	-	-	-	-	2,100
2,150	-	-	-	-	-	-	-	-	-	-	-	-	-	-	-	-	-	-	-	-	-	-	-	-	-	-	-	-	-	-	-	2,150
2,200	-	-	-	-	-	-	-	-	-	-	-	-	-	-	-	-	-	-	-	-	-	-	-	-	-	-	-	-	-	-	-	2,200
2,250	-	-	-	-	-	-	-	-	-	-	-	-	-	-	-	-	-	-	-	-	-	-	-	-	-	-	-	-	-	-	-	2,250
2,300	-	-	-	-	-	-	-	-	-	-	-	-	-	-	-	-	-	-	-	-	-	-	-	-	-	-	-	-	-	-	-	2,300
2,350	0.00	0.00	0.00	-	848.00	-	-	-	-	-	-	-	-	-	-	-	0.00	0.00	0.00	-	0.01	-	-	-	-	-	-	-	-	-	-	2,350
2,400	0.00	0.00	0.00	-	798.00	-	-	-	-	-	-	-	-	-	-	-	0.00	0.00	0.00	-	0.03	-	-	-	-	-	-	-	-	-	-	2,400
2,450	0.00	0.00	0.00	-	748.00	-	-	-	-	-	-	-	-	-	-	-	0.00	0.00	0.00	-	0.02	-	-	-	-	-	-	-	-	-	-	2,450
2,500	0.00	0.00	0.00	-	698.00	-	-	0.00	0.00	0.00	-	707.00	-	-	-	0.00	0.00	0.00	-	0.01	-	-	0.00	0.00	0.00	-	0.01	-	-	-	2,500	
2,550	0.00	0.00	0.00	-	648.00	-	-	0.00	0.00	0.00	-	657.00	-	-	-	0.00	0.00	0.00	-	0.01	-	-	0.00	0.00	0.00	-	0.01	-	-	-	2,550	
2,600	0.00	0.00	0.00	-	598.00	-	-	0.00	0.00	0.00	-	607.00	-	-	-	0.00	0.00	0.00	-	0.05	-	-	0.00	0.00	0.00	-	0.02	-	-	-	2,600	
2,650	0.00	0.00	0.00	-	548.00	-	-	0.00	0.00	0.00	-	557.00	-	-	-	0.00	0.00	0.00	-	0.01	-	-	0.00	0.00	0.00	-	0.01	-	-	-	2,650	
2,700	0.00	0.00	0.00	-	498.00	-	-	0.00	0.00	0.00	-	507.00	-	-	-	0.00	0.00	0.00	-	0.04	-	-	0.00	0.00	0.00	-	0.05	-	-	-	2,700	
2,750	0.00	0.00	0.00	-	448.00	-	-	0.00	0.00	0.00	-	458.00	-	-	-	0.00	0.00	0.00	-	0.02	-	-	0.00	0.00	0.00	-	0.14	-	-	-	2,750	
2,800	0.00	0.00	0.00	-	398.00	-	-	0.00	0.00	0.00	-	408.00	-	-	-	0.00	0.00	0.00	-	0.01	-	100	0.00	0.00	0.00	-	0.41	-	-	-	2,800	
2,850	0.00	0.00	0.00	-	348.00	-	-	0.00	0.00	0.00	-	359.00	-	-	-	0.00	0.00	0.00	-	0.01	-	20	0.00	0.00	0.00	-	1.00	-	-	-	2,850	
2,900	0.00	0.00	0.00	-	298.00	-	-	0.00	0.00	0.00	-	310.00	-	19	-	0.00	0.00	0.00	-	0.01	-	20	0.00	0.00	0.00	-	2.40	-	20	-	2,900	
2,950	0.00	0.00	0.00	-	248.00	-	82	0.00	0.00	0.00	-	263.00	-	20	-	0.00	0.00	0.00	-	0.01	-	12	0.00	0.00	0.00	-	5.00	-	-	-	2,950	
3,000	0.00	0.00	0.00	-	198.00	-	86	0.00	0.00	0.00	-	218.00	-	41	-	2.10	0.00	2.10	2.10	2.10	2.10	26	126	0.00	0.00	0.00	-	9.70	-	20	-	3,000
3,050	0.00	0.00	0.00	-	148.00	-	38	0.00	0.00	0.00	-	175.00	-	20	-	0.00	0.00	0.00	-	0.08	-	81	0.00	0.00	0.00	-	17.25	-	29	-	3,050	
3,100	0.00	0.00	0.00	-	99.00	-	67	0.00	0.00	0.00	-	137.00	-	20	-	0.00	0.00	0.00	-	0.99	-	206	0.00	0.00	0.00	-	29.00	-	140	-	3,100	
3,150	0.00	0.00	0.00	-	54.50	-	218	0.00	0.00	0.00	-	104.00	-	21	-	0.00	0.00	0.00	-	6.50	-	158	34.25	37.00	33.75	37.00	37.00	37.00	41	161	-	3,150
3,200	29.50	54.50	29.50	54.50	54.50	26	99	96.00	96.00	92.00	92.00	92.00	2	500	-	10.50	54.50	10.00	10.00	10.00	90	60	52.00	53.50	52.00	53.50	53.50	25	500	-	3,200	
3,250	0.00	0.00	0.00	-	5.90	-	56	0.00	0.00	0.00	-	53.00	-	20	-	21.00	0.00	21.00	21.00	21.00	15	20	77.00	83.00	77.00	83.00	83.00	21	120	-	3,250	
3,300	0.00	0.00	0.00	-	0.99	-	-	45.00	45.00	45.00	45.00	45.00	1	-	-	0.00	0.00	0.00	-	103.00	-	-	106.00	107.00	106.00	107.00	107.00	40	-	-	3,300	

FTSE/Athex Large Cap

(Trade Unit: 1 Index Point x 2€ - Exercise Style: European, Cash Settlement)

Call Options															Put Options																				
Exercise Price	July 2023							August 2023							Other Months		July 2023							August 2023							Other Months		Exercise Price		
	Open price	Price max	Price min	Last price	Closing price	Volume	Open Interest	Open price	Price max	Price min	Last price	Closing price	Volume	Open Interest	Volume	Open Interest	Open price	Price max	Price min	Last price	Closing price	Volume	Open Interest	Open price	Price max	Price min	Last price	Closing price	Volume	Open Interest	Volume	Open Interest			
3,350	0.00	0.00	0.00	-	0.10	-	-	30.00	30.00	30.00	30.00	30.00	1	-			0.00	0.00	0.00	-	152.00	-	-	0.00	0.00	0.00	-	165.00	-	-			3,350		
3,400	0.00	0.00	0.00	-	0.01	-	-	0.00	0.00	0.00	-	14.25	-	-			0.00	0.00	0.00	-	202.00	-	-	0.00	0.00	0.00	-	206.00	-	-			3,400		
3,450	0.00	0.00	0.00	-	0.20	-	-	0.00	0.00	0.00	-	8.40	-	-			0.00	0.00	0.00	-	252.00	-	-	0.00	0.00	0.00	-	250.00	-	-			3,450		
Totals:						26	646							4	661	0	0							131	803							127	990	0	0
Number of Trades:						3							4	0								11							9	0					

ALPHA SERVICES HOLD (CR)

(Contract Size: 100 Securities, Exercise Style: American, Physical Delivery)

Call Options														Put Options																			
Exercise Price	July 2023						August 2023						Other Months		July 2023						August 2023						Other Months		Exercise Price				
	Open price	Price max	Price min	Last price	Closing price	Volume	Open Interest	Open price	Price max	Price min	Last price	Closing price	Volume	Open Interest	Volume	Open Interest	Open price	Price max	Price min	Last price	Closing price	Volume	Open Interest	Open price	Price max	Price min	Last price	Closing price		Volume	Open Interest	Volume	Open Interest
0.550						-	-						-	-									-	-									0.006
0.600						-	-						-	-									-	-									0.006
0.650						-	-						-	-									-	-									0.007
0.700						-	-						-	-									-	-									0.007
0.750						-	-						-	-									-	-									0.008
0.800	0.000	0.000	0.000		0.810	-	-						-	-			0.000	0.000	0.000		0.002	-	-									0.008	
0.850	0.000	0.000	0.000		0.760	-	-	0.000	0.000	0.000		0.761	-	-			0.000	0.000	0.000		0.001	-	-	0.000	0.000	0.000		0.001	-	-		0.009	
0.900	0.000	0.000	0.000		0.710	-	-	0.000	0.000	0.000		0.712	-	-			0.000	0.000	0.000		0.001	-	-	0.000	0.000	0.000		0.001	-	-		0.009	
0.950	0.000	0.000	0.000		0.660	-	-	0.000	0.000	0.000		0.662	-	-			0.000	0.000	0.000		0.001	-	-	0.000	0.000	0.000		0.001	-	-		0.010	
1.000	0.000	0.000	0.000		0.610	-	-	0.000	0.000	0.000		0.612	-	-			0.000	0.000	0.000		0.001	-	-	0.000	0.000	0.000		0.002	-	-		0.010	
1.100	0.000	0.000	0.000		0.510	-	-	0.000	0.000	0.000		0.512	-	-			0.000	0.000	0.000		0.001	-	-	0.000	0.000	0.000		0.001	-	-		0.011	
1.200	0.000	0.000	0.000		0.410	-	-	0.000	0.000	0.000		0.412	-	-			0.000	0.000	0.000		0.001	-	-	0.000	0.000	0.000		0.001	-	-		0.012	
1.300	0.000	0.000	0.000		0.310	-	-	0.000	0.000	0.000		0.315	-	-			0.000	0.000	0.000		0.001	-	-	0.000	0.000	0.000		0.002	-	-		0.013	
1.400	0.000	0.000	0.000		0.211	-	5	0.000	0.000	0.000		0.222	-	-			0.000	0.000	0.000		0.002	-	-	0.000	0.000	0.000		0.010	-	-		0.014	
1.500	0.000	0.000	0.000		0.116	-	10	0.000	0.000	0.000		0.143	-	-			0.000	0.000	0.000		0.006	-	-	0.000	0.000	0.000		0.030	-	-		0.015	
1.600	0.000	0.000	0.000		0.046	-	-	0.000	0.000	0.000		0.082	-	-			0.000	0.000	0.000		0.035	-	-	0.000	0.000	0.000		0.070	-	-		0.016	
1.700	0.000	0.000	0.000		0.011	-	-	0.000	0.000	0.000		0.042	-	-			0.000	0.000	0.000		0.101	-	-	0.000	0.000	0.000		0.130	-	-		0.017	
1.800	0.000	0.000	0.000		0.002	-	-	0.000	0.000	0.000		0.019	-	-			0.000	0.000	0.000		0.191	-	-	0.000	0.000	0.000		0.207	-	-		0.018	
1.900	0.000	0.000	0.000		0.003	-	-	0.000	0.000	0.000		0.008	-	-			0.000	0.000	0.000		0.290	-	-	0.000	0.000	0.000		0.296	-	-		0.019	
2.000	0.000	0.000	0.000		0.001	-	-	0.000	0.000	0.000		0.003	-	-			0.000	0.000	0.000		0.390	-	-	0.000	0.000	0.000		0.391	-	-		0.020	
2.200	0.000	0.000	0.000		0.001	-	-	0.000	0.000	0.000		0.001	-	-			0.000	0.000	0.000		0.590	-	-	0.000	0.000	0.000		0.590	-	-		0.022	
Totals:						0	15					0	0	0	0	0					0	0					0	0	0	0	0		
Number of Trades:						0						0	0	0	0	0					0.00					0	0	0	0	0			

NATIONAL BANK (CR)

(Contract Size: 100 Securities, Exercise Style: American, Physical Delivery)

Call Options														Put Options																			
July 2023							August 2023							Other Months		July 2023							August 2023							Other Months		Exercise Price	
Open price	Price max	Price min	Last price	Closing price	Volume	Open Interest	Open price	Price max	Price min	Last price	Closing price	Volume	Open Interest	Volume	Open Interest	Open price	Price max	Price min	Last price	Closing price	Volume	Open Interest	Open price	Price max	Price min	Last price	Closing price	Volume	Open Interest	Volume	Open Interest		
2.000					-	-						-	-									-	-									0.020	
2.200					-	-						-	-									-	-									0.022	
2.400					-	-						-	-									-	-									0.024	
2.600					-	-						-	-									-	-									0.026	
2.800					-	-						-	-									-	-									0.028	
3.000					-	-						-	-									-	-									0.030	
3.200	0.000	0.000	0.000		3.00	-	-					-	-			0.000	0.000	0.000		0.001	-	-										0.032	
3.400	0.000	0.000	0.000		2.80	-	-					-	-			0.000	0.000	0.000		0.001	-	-										0.034	
3.600	0.000	0.000	0.000		2.60	-	-	0.000	0.000	0.000		2.61	-	-		0.000	0.000	0.000		0.001	-	-	0.000	0.000	0.000		0.001	-	-			0.036	
3.800	0.000	0.000	0.000		2.40	-	-	0.000	0.000	0.000		2.41	-	-		0.000	0.000	0.000		0.001	-	-	0.000	0.000	0.000		0.001	-	-			0.038	
4.000	0.000	0.000	0.000		2.20	-	-	0.000	0.000	0.000		2.21	-	-		0.000	0.000	0.000		0.001	-	-	0.000	0.000	0.000		0.001	-	-			0.040	
4.400	0.000	0.000	0.000		1.80	-	-	0.000	0.000	0.000		1.81	-	-		0.000	0.000	0.000		0.001	-	-	0.000	0.000	0.000		0.001	-	-			0.044	
4.800	0.000	0.000	0.000		1.40	-	-	0.000	0.000	0.000		1.41	-	-		0.000	0.000	0.000		0.001	-	-	0.000	0.000	0.000		0.004	-	-			0.048	
5.200	0.000	0.000	0.000		1.00	-	-	0.000	0.000	0.000		1.03	-	-		0.000	0.000	0.000		0.003	-	-	0.000	0.000	0.000		0.022	-	-			0.052	
5.600	0.000	0.000	0.000		0.601	-	-	0.000	0.000	0.000		0.687	-	-		0.000	0.000	0.000		0.001	-	10	0.000	0.000	0.000		0.078	-	-			0.056	
6.000	0.000	0.000	0.000		0.229	-	8	0.000	0.000	0.000		0.411	-	5		0.000	0.000	0.000		0.028	-	-	0.000	0.000	0.000		0.201	-	-			0.060	
6.400	0.000	0.000	0.000		0.031	-	-	0.000	0.000	0.000		0.219	-	-		0.000	0.000	0.000		0.230	-	-	0.000	0.000	0.000		0.409	-	-			0.064	
6.800	0.000	0.000	0.000		0.001	-	-	0.000	0.000	0.000		0.105	-	-		0.000	0.000	0.000		0.600	-	-	0.000	0.000	0.000		0.695	-	-			0.068	
7.200	0.000	0.000	0.000		0.001	-	-	0.000	0.000	0.000		0.044	-	-		0.000	0.000	0.000		1.00	-	-	0.000	0.000	0.000		1.04	-	-			0.072	
7.600	0.000	0.000	0.000		0.001	-	-	0.000	0.000	0.000		0.016	-	-		0.000	0.000	0.000		1.40	-	-	0.000	0.000	0.000		1.41	-	-			0.076	
8.000	0.000	0.000	0.000		0.001	-	-	0.000	0.000	0.000		0.006	-	-		0.000	0.000	0.000		1.80	-	-	0.000	0.000	0.000		1.80	-	-			0.080	
8.400	0.000	0.000	0.000		0.001	-	-	0.000	0.000	0.000		0.002	-	-		0.000	0.000	0.000		2.20	-	-	0.000	0.000	0.000		2.20	-	-			0.084	
Totals:					0	8						0	5	0	0							0	10							0	0	0	270
Number of Trades:					0							0		0								0.00							0		0		

OPAP (CR)

(Contract Size: 100 Securities, Exercise Style: American, Physical Delivery)

Call Options																Put Options																	
July 2023								August 2023								Other Months		July 2023					August 2023					Other Months		Exercise Price			
Exercise Price	Open price	Price max	Price min	Last price	Closing price	Volume	Open Interest	Open price	Price max	Price min	Last price	Closing price	Volume	Open Interest	Volume	Open Interest	Open price	Price max	Price min	Last price	Closing price	Volume	Open Interest	Open price	Price max	Price min	Last price	Closing price	Volume		Open Interest	Volume	Open Interest
8.800						-	-							-	-																		0.088
9.200						-	-							-	-																		0.092
9.600						-	-							-	-																		0.096
9.730	0.000	0.000	0.000		6.21	-	-							-	-		0.000	0.000	0.000		0.001	-	-									0.097	
10.000						-	-							-	-																		0.100
10.710	0.000	0.000	0.000		5.23	-	-							-	-		0.000	0.000	0.000		0.001	-	-									0.107	
11.000	0.000	0.000	0.000		4.94	-	-	0.000	0.000	0.000		4.96	-	-		0.000	0.000	0.000		0.001	-	-	0.000	0.000	0.000		0.005	-	-			0.110	
11.680	0.000	0.000	0.000		4.26	-	-							-	-		0.000	0.000	0.000		0.001	-	-									0.117	
12.000	0.000	0.000	0.000		3.94	-	-	0.000	0.000	0.000		3.96	-	-		0.000	0.000	0.000		0.001	-	-	0.000	0.000	0.000		0.001	-	-			0.120	
12.650	0.000	0.000	0.000		3.29	-	-							-	-		0.000	0.000	0.000		0.001	-	-									0.127	
13.000	0.000	0.000	0.000		2.94	-	-	0.000	0.000	0.000		2.96	-	-		0.000	0.000	0.000		0.001	-	-	0.000	0.000	0.000		0.001	-	-			0.130	
13.630	0.000	0.000	0.000		2.31	-	-							-	-		0.000	0.000	0.000		0.001	-	-									0.136	
14.000	0.000	0.000	0.000		1.94	-	-	0.000	0.000	0.000		1.98	-	-		0.000	0.000	0.000		0.003	-	-	0.000	0.000	0.000		0.016	-	-			0.140	
14.600	0.000	0.000	0.000		1.34	-	-							-	-		0.000	0.000	0.000		0.001	-	15									0.146	
15.000	0.000	0.000	0.000		0.943	-	-	0.000	0.000	0.000		1.09	-	-		0.000	0.000	0.000		0.002	-	-	0.000	0.000	0.000		0.125	-	-			0.150	
15.570	0.000	0.000	0.000		0.402	-	60							-	-		0.000	0.000	0.000		0.029	-	-									0.156	
16.000	0.000	0.000	0.000		0.121	-	-	0.000	0.000	0.000		0.453	-	-		0.000	0.000	0.000		0.178	-	-	0.000	0.000	0.000		0.487	-	-			0.160	
16.550	0.000	0.000	0.000		0.008	-	6							-	-		0.000	0.000	0.000		0.616	-	-									0.166	
17.000	0.000	0.000	0.000		0.003	-	-	0.000	0.000	0.000		0.132	-	15		0.000	0.000	0.000		1.06	-	-	0.000	0.000	0.000		1.17	-	-			0.170	
17.520	0.000	0.000	0.000		0.004	-	-							-	-		0.000	0.000	0.000		1.58	-	-									0.175	
18.000	0.000	0.000	0.000		0.001	-	-	0.000	0.000	0.000		0.027	-	-		0.000	0.000	0.000		2.06	-	-	0.000	0.000	0.000		2.07	-	-			0.180	
18.490	0.000	0.000	0.000		0.001	-	-							-	-		0.000	0.000	0.000		2.55	-	-									0.185	
19.000	0.000	0.000	0.000		0.001	-	-	0.000	0.000	0.000		0.004	-	-		0.000	0.000	0.000		3.06	-	-	0.000	0.000	0.000		3.06	-	-			0.190	
19.470	0.000	0.000	0.000		0.001	-	-							-	-		0.000	0.000	0.000		3.53	-	-									0.195	
20.000	0.000	0.000	0.000		0.001	-	-	0.000	0.000	0.000		0.001	-	-		0.000	0.000	0.000		4.06	-	-	0.000	0.000	0.000		4.06	-	-			0.200	
21.410	0.000	0.000	0.000		0.001	-	-							-	-		0.000	0.000	0.000		5.47	-	-									0.214	
22.000	0.000	0.000	0.000		0.001	-	-	0.000	0.000	0.000		0.003	-	-		0.000	0.000	0.000		6.06	-	-	0.000	0.000	0.000		6.06	-	-			0.220	
23.360	0.000	0.000	0.000		0.001	-	-							-	-		0.000	0.000	0.000		7.42	-	-									0.234	
24.000						-	-	0.000	0.000	0.000		0.001	-	-									0.000	0.000	0.000		8.06	-	-			0.240	
Totals:						0	66						0	15	0	0						0	15						0	60	0	0	
Number of Trades:						0							0	0									0.00						0		0		

OTE (CR)

(Contract Size: 100 Securities, Exercise Style: American, Physical Delivery)

Call Options														Put Options																					
Exercise Price	July 2023						August 2023						Other Months		July 2023						August 2023						Other Months		Exercise Price						
	Open price	Price max	Price min	Last price	Closing price	Volume	Open Interest	Open price	Price max	Price min	Last price	Closing price	Volume	Open Interest	Volume	Open Interest	Open price	Price max	Price min	Last price	Closing price	Volume	Open Interest	Open price	Price max	Price min	Last price	Closing price		Volume	Open Interest	Volume	Open Interest		
9.200	0.000	0.000	0.000		4.96	-	-										0.000	0.000	0.000		0.001	-	-										0.092		
9.600	0.000	0.000	0.000		4.56	-	-	0.000	0.000	0.000		4.58	-	-			0.000	0.000	0.000		0.001	-	-	0.000	0.000	0.000		0.001	-	-			0.096		
10.000	0.000	0.000	0.000		4.16	-	-	0.000	0.000	0.000		4.18	-	-			0.000	0.000	0.000		0.001	-	-	0.000	0.000	0.000		0.001	-	-			0.100		
11.000	0.000	0.000	0.000		3.16	-	-	0.000	0.000	0.000		3.18	-	-			0.000	0.000	0.000		0.001	-	-	0.000	0.000	0.000		0.001	-	-			0.110		
12.000	0.000	0.000	0.000		2.16	-	-	0.000	0.000	0.000		2.18	-	-			0.000	0.000	0.000		0.001	-	-	0.000	0.000	0.000		0.001	-	-			0.120		
13.000	0.000	0.000	0.000		1.16	-	-	0.000	0.000	0.000		1.22	-	-			0.000	0.000	0.000		0.001	-	5	0.000	0.000	0.000		0.036	-	-			0.130		
14.000	0.000	0.000	0.000		0.234	-	1	0.000	0.000	0.000		0.462	-	-			0.000	0.000	0.000		0.072	-	-	0.211	0.211	0.204	0.204	0.204	50	0			0.140		
15.000	0.000	0.000	0.000		0.001	-	20	0.000	0.000	0.000		0.100	-	2			0.000	0.000	0.000		0.840	-	-	0.000	0.000	0.000		0.920	-	-			0.150		
16.000	0.000	0.000	0.000		0.001	-	-	0.000	0.000	0.000		0.011	-	-			0.000	0.000	0.000		1.84	-	-	0.000	0.000	0.000		1.84	-	-			0.160		
17.000	0.000	0.000	0.000		0.002	-	-	0.000	0.000	0.000		0.001	-	-			0.000	0.000	0.000		2.84	-	-	0.000	0.000	0.000		2.84	-	-			0.170		
18.000	0.000	0.000	0.000		0.002	-	-	0.000	0.000	0.000		0.001	-	-			0.000	0.000	0.000		3.84	-	-	0.000	0.000	0.000		3.84	-	-			0.180		
19.000	0.000	0.000	0.000		0.001	-	-	0.000	0.000	0.000		0.001	-	-			0.000	0.000	0.000		4.84	-	-	0.000	0.000	0.000		4.84	-	-			0.190		
20.000	0.000	0.000	0.000		0.001	-	-	0.000	0.000	0.000		0.001	-	-			0.000	0.000	0.000		5.84	-	-	0.000	0.000	0.000		5.84	-	-			0.200		
22.000	0.000	0.000	0.000		0.001	-	-	0.000	0.000	0.000		0.001	-	-			0.000	0.000	0.000		7.84	-	-	0.000	0.000	0.000		7.84	-	-			0.220		
Totals:						0	21							0	2	0	0							0	5							50	0	0	0
Number of Trades:						0							0	0							0.00							3	0						

PIRAEUS FINANCIAL HOLD (CR)

(Contract Size: 100 Securities, Exercise Style: American, Physical Delivery)

Call Options														Put Options																			
July 2023							August 2023							Other Months		July 2023							August 2023							Other Months		Exercise Price	
Open price	Price max	Price min	Last price	Closing price	Volume	Open Interest	Open price	Price max	Price min	Last price	Closing price	Volume	Open Interest	Volume	Open Interest	Open price	Price max	Price min	Last price	Closing price	Volume	Open Interest	Open price	Price max	Price min	Last price	Closing price	Volume	Open Interest	Volume	Open Interest		
0.750					-	-						-	-									-	-									0.008	
0.800					-	-						-	-									-	-									0.008	
0.850					-	-						-	-									-	-									0.009	
0.900					-	-						-	-									-	-									0.009	
0.950					-	-						-	-									-	-									0.010	
1.000					-	-						-	-									-	-									0.010	
1.100					-	-						-	-									-	-									0.011	
1.200					-	-						-	-									-	-									0.012	
1.300					-	-						-	-									-	-									0.013	
1.400					-	-						-	-									-	-									0.014	
1.500					-	-						-	-									-	-									0.015	
1.600	0.000	0.000	0.000	1.92	-	-						-	-			0.000	0.000	0.000	0.001	-	-											0.016	
1.700	0.000	0.000	0.000	1.82	-	-	0.000	0.000	0.000	1.82	-	-				0.000	0.000	0.000	0.001	-	-	0.000	0.000	0.000	0.001	-	-					0.017	
1.800	0.000	0.000	0.000	1.72	-	-	0.000	0.000	0.000	1.72	-	-				0.000	0.000	0.000	0.001	-	-	0.000	0.000	0.000	0.001	-	-					0.018	
1.900	0.000	0.000	0.000	1.62	-	-	0.000	0.000	0.000	1.62	-	-				0.000	0.000	0.000	0.001	-	-	0.000	0.000	0.000	0.001	-	-					0.019	
2.000	0.000	0.000	0.000	1.52	-	-	0.000	0.000	0.000	1.52	-	-				0.000	0.000	0.000	0.001	-	-	0.000	0.000	0.000	0.001	-	-					0.020	
2.200	0.000	0.000	0.000	1.32	-	-	0.000	0.000	0.000	1.32	-	-				0.000	0.000	0.000	0.001	-	-	0.000	0.000	0.000	0.001	-	-					0.022	
2.400	0.000	0.000	0.000	1.12	-	-	0.000	0.000	0.000	1.12	-	-				0.000	0.000	0.000	0.001	-	-	0.000	0.000	0.000	0.001	-	-					0.024	
2.600	0.000	0.000	0.000	0.920	-	-	0.000	0.000	0.000	0.925	-	-				0.000	0.000	0.000	0.005	-	-	0.000	0.000	0.000	0.002	-	-					0.026	
2.800	0.000	0.000	0.000	0.720	-	-	0.000	0.000	0.000	0.728	-	1				0.000	0.000	0.000	0.001	-	-	0.000	0.000	0.000	0.003	-	-					0.028	
3.000	0.000	0.000	0.000	0.521	-	-	0.000	0.000	0.000	0.539	-	-				0.000	0.000	0.000	0.001	-	-	0.000	0.000	0.000	0.014	-	-					0.030	
3.200	0.000	0.000	0.000	0.321	-	150	0.000	0.000	0.000	0.370	-	3				0.000	0.000	0.000	0.015	-	-	0.000	0.000	0.000	0.044	-	-					0.032	
3.400	0.000	0.000	0.000	0.136	-	-	0.000	0.000	0.000	0.231	-	-				0.000	0.000	0.000	0.015	-	-	0.000	0.000	0.000	0.105	-	-					0.034	
3.600	0.000	0.000	0.000	0.026	-	-	0.000	0.000	0.000	0.131	-	-				0.000	0.000	0.000	0.106	-	-	0.000	0.000	0.000	0.206	-	-					0.036	
3.800	0.000	0.000	0.000	0.002	-	-	0.000	0.000	0.000	0.067	-	-				0.000	0.000	0.000	0.281	-	-	0.000	0.000	0.000	0.342	-	-					0.038	
4.000	0.000	0.000	0.000	0.001	-	-	0.000	0.000	0.000	0.031	-	-				0.000	0.000	0.000	0.480	-	-	0.000	0.000	0.000	0.506	-	-					0.040	
4.400	0.000	0.000	0.000	0.001	-	-	0.000	0.000	0.000	0.005	-	-				0.000	0.000	0.000	0.880	-	-	0.000	0.000	0.000	0.882	-	-					0.044	
4.800	0.000	0.000	0.000	0.001	-	-	0.000	0.000	0.000	0.001	-	-				0.000	0.000	0.000	1.28	-	-	0.000	0.000	0.000	1.28	-	-					0.048	
5.200					-	-	0.000	0.000	0.000	0.001	-	-									-	-	0.000	0.000	0.000	1.68	-	-					0.052
Totals:					0	150					0	4	0	0							0	0					0	0	0	0			
Number of Trades:					0						0		0								0.00					0		0					

PPC (CR)

(Contract Size: 100 Securities, Exercise Style: American, Physical Delivery)

Exercise Price	Call Options														Put Options																			
	July 2023							August 2023							Other Months		July 2023							August 2023							Other Months		Exercise Price	
	Open price	Price max	Price min	Last price	Closing price	Volume	Open Interest	Open price	Price max	Price min	Last price	Closing price	Volume	Open Interest	Volume	Open Interest	Open price	Price max	Price min	Last price	Closing price	Volume	Open Interest	Open price	Price max	Price min	Last price	Closing price	Volume	Open Interest	Volume	Open Interest		
3.600						-	-							-	-																			
3.800						-	-							-	-																			0.038
4.000						-	-							-	-																			0.040
4.400						-	-							-	-																			0.044
4.800						-	-							-	-																			0.048
5.200						-	-							-	-																			0.052
5.600						-	-							-	-																			0.056
6.000	0.000	0.000	0.000		4.40	-	-	0.000	0.000	0.000		4.41	-	-		0.000	0.000	0.000		0.001	-	-	0.000	0.000	0.000		0.001	-	-		0.060			
6.400	0.000	0.000	0.000		4.00	-	-	0.000	0.000	0.000		4.01	-	-		0.000	0.000	0.000		0.001	-	-	0.000	0.000	0.000		0.001	-	-		0.064			
6.800	0.000	0.000	0.000		3.60	-	-	0.000	0.000	0.000		3.61	-	-		0.000	0.000	0.000		0.001	-	-	0.000	0.000	0.000		0.001	-	-		0.068			
7.200	0.000	0.000	0.000		3.20	-	-	0.000	0.000	0.000		3.21	-	-		0.000	0.000	0.000		0.001	-	-	0.000	0.000	0.000		0.001	-	-		0.072			
7.600	0.000	0.000	0.000		2.80	-	-	0.000	0.000	0.000		2.81	-	-		0.000	0.000	0.000		0.003	-	-	0.000	0.000	0.000		0.001	-	-		0.076			
8.000	0.000	0.000	0.000		2.40	-	-	0.000	0.000	0.000		2.42	-	-		0.000	0.000	0.000		0.001	-	-	0.000	0.000	0.000		0.004	-	-		0.080			
8.400	0.000	0.000	0.000		2.00	-	-	0.000	0.000	0.000		2.03	-	-		0.000	0.000	0.000		0.001	-	-	0.000	0.000	0.000		0.013	-	-		0.084			
8.800	0.000	0.000	0.000		1.60	-	-	0.000	0.000	0.000		1.65	-	-		0.000	0.000	0.000		0.001	-	-	0.000	0.000	0.000		0.034	-	-		0.088			
9.200	0.000	0.000	0.000		1.20	-	22	0.000	0.000	0.000		1.30	-	-		0.000	0.000	0.000		0.001	-	6	0.000	0.000	0.000		0.080	-	-		0.092			
9.600	0.000	0.000	0.000		0.804	-	5	0.000	0.000	0.000		0.979	-	22		0.000	0.000	0.000		0.002	-	5	0.000	0.000	0.000		0.162	-	-		0.096			
10.000	0.500	0.650	0.500	0.650	0.650	20	30	0.000	0.000	0.000		0.705	-	-		0.000	0.000	0.000		0.030	-	20	0.000	0.000	0.000		0.289	-	-		0.100			
11.000	0.000	0.000	0.000		0.012	-	7	0.000	0.000	0.000		0.254	-	57		0.000	0.000	0.000		0.611	-	-	0.000	0.000	0.000		0.838	-	-		0.110			
12.000	0.000	0.000	0.000		0.002	-	-	0.000	0.000	0.000		0.068	-	-		0.000	0.000	0.000		1.60	-	-	0.000	0.000	0.000		1.65	-	-		0.120			
13.000	0.000	0.000	0.000		0.001	-	-	0.000	0.000	0.000		0.013	-	-		0.000	0.000	0.000		2.60	-	-	0.000	0.000	0.000		2.60	-	-		0.130			
14.000	0.000	0.000	0.000		0.001	-	-	0.000	0.000	0.000		0.002	-	-		0.000	0.000	0.000		3.60	-	-	0.000	0.000	0.000		3.60	-	-		0.140			
15.000	0.000	0.000	0.000		0.001	-	-	0.000	0.000	0.000		0.001	-	-		0.000	0.000	0.000		4.60	-	-	0.000	0.000	0.000		4.60	-	-		0.150			
Totals:						20	64						0	79	0	0						20	31							0	64	0	0	
Number of Trades:						2							0		0							0.00								0		0		

Lending Products	Underlying Title	Multilateral Transactions[1]				Bilateral Transactions[2]		Stock Borrowing through OTC (volume)[3]
		Open Interest[5]	Volume(Offered)	Average Weighted	Transactions volume	Average Weighted	Transactions Volume	Transactions Volume
ADMIEBOR	ADMIE (IPTO) HOLDING S.A. (CR)	---	---	---	---	---	---	468,439
AEGNBOR	AEGEAN AIRLINES (CR)	---	---	---	---	---	---	24,094
ALPHABOR	ALPHA SERVICES HOLD (CR)	10,764	---	---	---	---	---	58,834,159
ALMYBOR	ALUMIL (CR)	---	---	---	---	---	---	---
OTOELBOR	AUTOHELLAS SA (CR)	---	---	---	---	---	---	186,355
AVAXBOR	AVAX S.A. (CR)	---	---	---	---	---	---	---
EEEBOR	CC HBC AG (CR)	2,661	---	---	---	---	---	47,768
CENERBOR	CENERGY HOLDINGS (CB)	2,050	---	---	300	4.50%	---	---
ELLAKTORBOR	ELLAKTOR (CR)	3,260	---	---	---	---	---	155,821
ELHABOR	ELVALHALCOR (CR)	2,847	---	---	300	4.50%	---	64,887
EUROBBOR	EUROBANK HOLDINGS (CR)	15,000	---	---	---	---	---	34,077,540
EYDAPBOR	EYDAP S.A. (CR)	2,301	---	---	300	5.18%	---	246,728
FFGRPBOR	FOLLI FOLLIE (CR)	---	---	---	---	---	---	886,279
FOYRKBOR	FOURLIS (CR)	1,500	---	---	---	---	---	11,010
GEKTERNABOR	GEK TERNA (CR)	1,591	---	---	---	---	---	1,293
SARBOR	GR. SARANTIS S.A. (CR)	1,877	---	---	---	---	---	56,667
EXAEBOR	HELLENIC EXCHANGES-A.S.E. (CR)	4,000	---	---	---	---	---	167,063
ELPEBOR	HELLENIQ ENERGY (CR)	700	---	---	500	4.50%	---	404,625
INTRKBOR	INTRACOM HOLDINGS (CR)	---	---	---	---	---	---	---
INKATBOR	INTRAKAT (CR)	---	---	---	---	---	---	---
BELABOR	JUMBO SA (CR)	10,598	---	---	500	4.50%	---	214,129
LAMDABOR	LAMDA DEVELOPMENT SA (CR)	500	---	---	---	---	---	525,367
MIGBOR	MIG (CR)	1,552	---	---	---	---	---	40,179
MOHBOR	MOTOR OIL (CR)	22,279	---	---	---	---	---	831,308
MYTILBOR	MYTILINEOS (CR)	18,122	---	---	---	---	---	162,726
ETEBOR	NATIONAL BANK (CR)	1,074	---	---	---	---	---	9,177,713
OPAPBOR	OPAP (CR)	2,000	---	---	---	---	---	1,568,515
HTOBOR	OTE (CR)	2,700	---	---	---	---	---	1,687,565
PPABOR	P.P.A. S.A. (CR)	---	---	---	---	---	---	65,287
TPEIRBOR	PIRAEUS FINANCIAL HOLD (CR)	5,000	---	---	---	---	---	789,868
PPCBOR	PPC (CR)	8,200	---	---	---	---	---	1,578,807

Stock Lending Notes

[1] - Multilateral contracts Lending or Borrowing as per Methods 8-1, 8-2 and 8-3-3 (According to ATHEX BoD Resolution No.17)

[2] - Bilateral Contracts Lending or Borrowing as per Methods 8-3-1 and 8-3-2 (According to ATHEX BoD Resolution No.20)

[3] - The information concerning OTC Stock Borrowing Transactions is based on the statements of the Dematerialised Securities System (DSS) operators involved and refers to volumes that have been registered up until the previous working day.

[4] - Average Price (Volume weighted)

[5] - The Data concerning Open Interest before the start of trading session

Lending Products	Underlying Title	Open Interest[5]	Multilateral Transactions[1]				Bilateral Transactions[2]		Stock Borrowing through OTC (volume)[3]
			Volume(Offered)	Average Weighted	Transactions volume	Average Weighted	Transactions Volume	Average Weighted	Transactions Volume
QUALBOR	QUALITY & RELIABILITY SA (CR)	---	---	---	---	---	---	---	
QUESTBOR	QUEST HOLDINGS (CR)	300	---	---	---	---	---	31,564	
TENERGYBOR	TERNA ENERGY (CR)	---	---	---	---	---	---	177,234	
TITCBOR	TITAN CEMENT (CB)	3,750	---	---	---	---	---	322,778	
VIOBOR	VIOHALCO SA/NV (CB)	2,434	---	---	500	4.50%	---	---	

Stock Lending Notes

[1] - Multilateral contracts Lending or Borrowing as per Methods 8-1, 8-2 and 8-3-3 (According to ATHEX BoD Resolution No.17)

[2] - Bilateral Contracts Lending or Borrowing as per Methods 8-3-1 and 8-3-2 (According to ATHEX BoD Resolution No.20)

[3] - The information concerning OTC Stock Borrowing Transactions is based on the statements of the Dematerialised Securities System (DSS) operators involved and refers to volumes that have been registered up until the previous working day.

[4] - Average Price (Volume weighted)

[5] - The Data concerning Open Interest before the start of trading session

Sectors codification for listed companies

12003-	ETF	10101010	Computer Services
10101015	Software	10102030	Computer Hardware
15101010	Telecommunications Equipment	15102015	Telecommunications Services
20101010	Health Care Facilities	20101025	Health Care Services
20102010	Medical Equipment	20103015	Pharmaceuticals
30101010	Banks	30202000	Diversified Financial Services
30202010	Asset Managers & Custodians	30202015	Investment Services
30204000	Closed End Investments	30302010	Full Line Insurance
30302015	Insurance Brokers	30302025	Property and Casualty Insurance
35101010	Real Estate Holding and Development	35101015	Real Estate Services
35102000	Diversified REITs	35102030	Office REITs
40201040	Rental & Leasing Services: Consumer	40202010	Home Construction
40202015	Household Furnishings	40202020	Household Appliance
40203040	Electronic Entertainment	40203045	Toys
40204020	Clothing & Accessories	40301010	Entertainment
40301030	Publishing	40301035	Radio & TV Broadcasters
40401010	Diversified Retailers	40401020	Apparel Retailers
40401025	Home Improvement Retailers	40401030	Specialty Retailers
40501010	Airlines	40501015	Travel & Tourism
40501020	Casinos & Gambling	40501025	Hotels & Motels
45101015	Distillers & Vintners	45101020	Soft Drinks
45102010	Farming Fishing Ranching & Plantations	45102020	Food Products
45103010	Tobacco	45201010	Food Retailers & Wholesalers
45201020	Personal Products	50101010	Construction
50101020	Building Roof/Wallboard and Plumbing	50101030	Cement
50101035	Building Materials: Other	50202010	Electrical Components
50203000	Diversified Industrials	50203015	Plastics
50203030	Containers & Packaging	50204000	Machinery: Industrial
50204020	Machinery: Construction & Handling	50205010	Industrial Suppliers
50205020	Back Office Support HR & Consulting	50205030	Forms & Bulk Printing Services
50206015	Commercial Vehicles & Parts	50206030	Marine Transportation
50206060	Transportation Services	55101000	Diversified Materials
55101020	Textile Products	55102000	General Mining
55102010	Iron & Steel	55102015	Metal Fabricating
55102035	Aluminum	60101020	Oil Refining and Marketing
65101010	Alternative Electricity	65101015	Conventional Electricity
65102030	Water		



ATHEX
Athens Stock Exchange

Λεωφ. Αθηνών 110 104 42 Αθήνα
110, Athinon Ave. GR 104 42 Athens
tel. (+30)210-33.66.800, fax (+30)210-33.66.101
www.athexgroup.gr