

23

Ημερήσιο Δελτίο  
Συναλλακτικής Δραστηριότητας

Daily Official List  
of Trading Activity

Tuesday, 18 July, 2023

Year: 144 Trading Day No: 134



**ATHEXGROUP**  
Athens Exchange Group

**Disclaimer:**

Hellenic Exchanges-Athens Stock Exchange S.A endeavours to ensure that the data and other material ("Information") presented on the Daily Official List are accurate and complete, but it is not liable for any errors or omissions of data or /and for the accuracy, credibility, updating and completeness of the aforesaid information nor it has any liability arising directly or indirectly from the use of the above Information.

The Company is not liable for the accuracy of the data included in listed companies' announcements. Only the sender of such an announcement is fully and solely liable for any infringement of third party's rights from the content of such announcement. All contents of the Daily Official List are provided only for information purposes and do not constitute investment advice or solicitation to invest in securities or other products listed for trading on the Exchange.

You acknowledge and agree that the Company is the owner of any property rights related to any Information appearing on the Daily Official List including intellectual property rights copyright, trademarks, etc.

The above data are a property of the Hellenic Exchanges-Athens Exchange and are copyright protected. Users are forbidden to reproduce, modify, copy, sale, transmit or redistribute, by all reproduction means and methods, part or the whole of the above data, without reference to their source.

The commercial exploitation of these data is, also, forbidden by third parties. Hellenic Exchanges-Athens Exchange does not carry any responsibility, direct or indirect, derived from usage or accidental alteration of the above data when used by third parties.

---

**Hellenic Exchanges – Athens Stock Exchange S.A.**

110 Athinon Ave., 10442 Athens, Tel: (210) 33.66.800, Fax: (210) 32.13.938

[www.athexgroup.gr](http://www.athexgroup.gr)

---

**Thessalonica Stock Exchange Center (T.S.E.C)**

16-18 Katouni Str., Thessalonica 546 25 Tel: (2310) 567.667, Fax: (2310) 530.545

**Athex Members Guarantee Fund**

14-16 Fidiou Str., Athens 106 78, Tel: (210) 33.04.682, Fax: (210) 33.04.155

**Hellenic Republic Capital Market Commission**

1 Kolokotroni Str. & 1 Stadiou Str., Athens 10562 Tel: (210) 33.77.100 Fax: (210) 33.77.173

---

**Table of Contents**

---

**Section 1: Statistical Figures of Securities, Derivatives and Lending**

Summary of Markets

Athex Indices

Analytic Figures for Athex Market's Boards and Categories

Trading Details by Athex Sectors and Financial Instruments (ETFs)

Top 10 best &amp; worst performing Shares

Derivatives Summary

**Section 2: Analytic Figures of Shares Transactions**

Analytic Figures of Shares Transactions

Shares' Notes

**Section 3: Figures of Securities Transactions**

Securities Blocks Details

Shares Rights Details

Stock Borrowing

Forced Sales Details

Forced Sales Registered Shares

Exchange Traded Funds (ETFs) Characteristics

**Section 5: Bonds traded in Fixed Income Assets Market**

Convertible Corporate Bonds - Regulated Market

Non Convertible Corporate Bonds - Regulated Market

Government Bonds

Treasury Bills &amp; Zero Coupon Government Bonds

Government Bonds Traded with the Open Outcry Method

State Banks Bonds

**Section 6: Additional Infos**

Athex &amp; ATHEXClear Members List

List of Stocks under Market Making operations

**Section 7: Derivatives Market Analytic Figures**

Index Futures

Stock Futures

Index Options

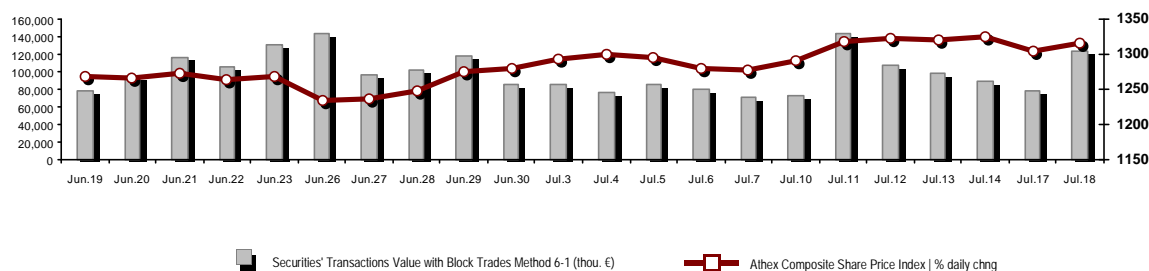
Stock Options

Stock Lending Analytic Figures

**Appendix A: Sectors codification for listed companies**

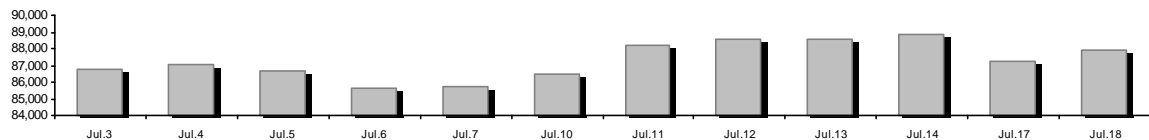
## Summary of Markets

Athex Composite Share Price Index vs Shares and Derivatives Transactions Value

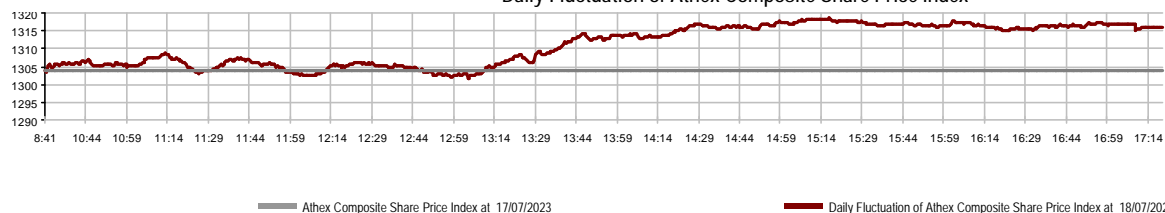


Athex Capitalisation (mill. €) **:	87,889.66		Derivatives Total Open Interest	534,561
Daily change: mill. €   %	614.55	0.70%	in Index Futures   % daily chng	6,845 -4.92%
Yearly Avg Capitalisation: mill. €   % chng prev year Avg	76,766.78	21.74%	in Stock Futures   % daily chng	523,913 -0.77%
Athex Composite Share Price Index   % daily chng	1,315.89	0.93%	in Index Options   % daily chng	2,921 0.69%
Athex Composite Share Price Index Capitalisation (mill. €)	80,649.81		in Stock Options   % daily chng	882 1.26%
Daily change (mill. €)	612.62			
Securities' Transactions Value with Block Trades Method 6-1 (t)	123,479.62		Derivatives Contracts Volume:	23,643
Daily change: %	45,302.09	57.95%	Daily change: pieces   %	-927 -3.77%
YtD Avg Trans. Value: thou. €   % chng prev year Avg	107,609.52	48.94%	YtD Avg Derivatives Contracts % chng prev year Avg	47,969 39.64%
Blocks Transactions Value of Method 6-1 (thou. €)	13,344.77		Derivatives Trades Number:	2,135
Blocks Transactions Value of Method 6-2 & 6-3 (thou. €)	16.48		Daily change: number   %	202 10.45%
Bonds Transactions Value (thou.€)	3,033.92		YtD Avg Trades number % chng prev year Avg	2,419 17.75%
Securities' Transactions Volume with Block Trades Method 6-1 (tho)	29,105.97		Lending Total Open Interest	113,160
Daily change: thou. pieces   %	9,916.36	51.68%	Daily change: pieces   %	2,698 2.44%
YtD Avg Volume: % chng prev year Avg	37,853.97	33.52%	Lending Volume (Multilateral/Bilateral)	13,900
Blocks Transactions Volume of Method 6-1 (thou. Pieces)	2,268.65		Daily change: pieces   %	11,202
Blocks Transactions Volume of Method 6-2 & 6-3 (thou. Pieces)	0.70		Multilateral Lending	13,900
Bonds Transactions Volume	3,250,000		Bilateral Lending	0
Securities' Trades Number with Block Trades Method 6-1	44,844		Lending Trades Number:	39
Daily change: number   %	13,726	44.11%	Daily change: %	32
YtD Avg Trades number % chng prev year Avg	36,046	22.54%	Multilateral Lending Trades Number	39
Number of Blocks Method 6-1	14		Bilateral Lending Trades Number	0
Number of Blocks Method 6-2 & 6-3	1			
Number of Bonds Transactions	272			

Athex Capitalisation (mill. €) \*\*



Daily Fluctuation of Athex Composite Share Price Index



## Athex Indices

Index name	18/07/2023	17/07/2023	pts.	%	Min	Max	Year min	Year max	Year change
Athex Composite Share Price Index	1,315.89 #	1,303.79	12.10	0.93%	1,301.55	1,318.58	929.79	1,327.87	41.53% #
Athex ESG Index	1,499.73 #	1,482.73	17.00	1.15%	1,482.60	1,505.36	1,057.52	1,511.36	41.80% #
FTSE/Athex Large Cap	3,192.49 #	3,157.74	34.75	1.10%	3,157.03	3,205.44	2,250.77	3,220.37	41.79% #
FTSE/Athex Mid Cap Index	2,163.08 #	2,130.04	33.04	1.55%	2,123.32	2,163.36	1,411.43	2,163.36	53.25% #
FTSE/ATHEX High Dividend Yield Index	3,959.74 €	3,968.61	-8.87	-0.22%	3,933.04	3,976.35	3,028.28	4,036.12	30.76% #
FTSE/ATHEX Global Traders Index Plus	3,951.81 #	3,894.09	57.72	1.48%	3,894.09	3,965.41	2,616.09	3,965.41	51.06% #
FTSE/ATHEX Mid & Small Cap Factor-Weighted Ind	5,558.73 #	5,490.64	68.09	1.24%	5,480.90	5,567.53	4,353.12	5,567.53	26.46% #
ATHEX Select Index Plus	4,568.84 #	4,522.24	46.60	1.03%	4,508.98	4,569.58	3,071.06	4,598.88	48.77% #
ATHEX Select Index	6,692.83 #	6,611.63	81.20	1.23%	6,611.63	6,696.13	4,343.88	6,696.13	54.07% #
FTSE/Athex Market Index	760.50 #	752.27	8.23	1.09%	752.17	763.08	539.21	766.81	41.00% #
Athex Composite Index Total Return Index	2,375.53 #	2,353.55	21.98	0.93%	2,349.64	2,380.40	1,641.17	2,396.97	44.75% #
FTSE/Athex Large Cap Total Return	5,223.50 #	5,166.64	56.86	1.10%			3,623.42	5,256.35	45.06% #
FTSE/Athex Mid Cap Total Return	2,890.22 #	2,846.07	44.15	1.55%			1,881.61	2,890.22	55.58% #
Hellenic Mid & Small Cap Index	1,927.27 #	1,910.76	16.51	0.86%	1,909.77	1,930.71	1,365.14	1,937.06	41.18% #
FTSE/Athex Banks	1,092.76 #	1,064.87	27.89	2.62%	1,060.77	1,097.91	640.09	1,098.98	70.59% #
FTSE/Athex Financial Services	1,455.25 #	1,423.13	32.12	2.26%	1,415.72	1,462.67	672.72	1,475.02	112.32% #
FTSE/Athex Industrial Goods & Services	7,836.99 #	7,585.90	251.09	3.31%	7,585.90	7,927.02	4,603.86	7,927.02	68.96% #
FTSE/Athex Retail	1,333.27 #	1,287.12	46.15	3.59%	1,280.53	1,348.44	901.21	1,353.44	47.94% #
FTSE/ATHEX Real Estate	4,716.36 €	4,720.39	-4.03	-0.09%	4,635.97	4,728.47	3,750.22	4,816.41	15.79% #
FTSE/Athex Consumer Goods & Services	15,362.52 €	15,395.66	-33.14	-0.22%	15,194.18	15,563.09	8,974.47	15,674.18	67.75% #
FTSE/Athex Food & Beverage	10,222.99 #	10,185.88	37.11	0.36%	10,178.88	10,272.90	8,101.49	11,188.59	20.75% #
FTSE/Athex Basic Resources	9,065.18 #	9,024.76	40.42	0.45%	8,940.89	9,143.91	6,463.31	9,481.05	39.69% #
FTSE/Athex Construction & Materials	4,641.30 #	4,567.20	74.10	1.62%	4,547.58	4,641.30	3,204.90	4,645.96	44.82% #
FTSE/Athex Energy	5,244.27 €	5,279.87	-35.60	-0.67%	5,236.02	5,315.75	4,780.16	5,856.79	4.26% #
FTSE/Athex Travel & Leisure	2,920.12 €	2,938.91	-18.79	-0.64%	2,900.86	2,951.05	2,196.17	2,970.94	31.70% #
FTSE/Athex Technology	2,907.23 #	2,881.02	26.21	0.91%	2,866.77	2,908.33	2,047.81	2,942.59	41.52% #
FTSE/Athex Telecommunications	3,962.02 €	4,040.95	-78.93	-1.95%	3,954.18	4,057.62	3,511.53	4,415.99	-2.69% €
FTSE/Athex Utilities	5,838.17 #	5,823.28	14.89	0.26%	5,747.53	5,868.08	4,598.77	6,158.52	26.95% #
FTSE/Athex Health Care	465.02 #	464.34	0.68	0.15%	455.02	468.72	387.42	474.20	11.01% #
FTSE/Athex Personal Products	7,713.92 #	7,563.68	150.24	1.99%	7,492.43	7,770.26	6,441.87	7,958.05	16.77% #
Athex All Share Index	307.42 #	304.92	2.50	0.82%	307.42	307.42	231.11	310.32	33.52% #
MSCI GREECE REBASED	5,056.98 #	5,009.04	47.94	0.96%	5,004.55	5,092.74	4,125.04	5,112.15	--- -
Hellenic Corporate Bond Index	124.22 #	124.09	0.13	0.10%			118.78	124.22	4.40% #
Hellenic Corporate Bond Price Index	88.25 #	88.18	0.07	0.08%			85.96	88.53	2.34% #

Note 1: FTSE/Med 100, Hellenic Corporate Bond Price Index and Hellenic Corporate Bond Index closing prices refer to the previous trading day of 14/07/2023.

Note 2: The Hellenic Mid & Small Cap Index is a Customized index calculated by the Athens Exchange.

## Analytic Figures for Athex Market's Boards and Categories

	Total Traded Securities	Main Market	Surveillance	Exchange Traded Funds (ETFs)
Totals	130	116	13	1
Gain / Lose / Same:	63 / 38 / 29	57 / 38 / 21	5 / 0 / 8	1 / 0 / 0
Athex Capitalisation (mill. €) **	87,889.66	87,481.40	408.27	
Daily Average Trans/ons Value(thou.€)	107,609.52	107,354.37	246.56	55.88
Transactions Value	123,496.10	122,931.47	561.97	2.66
Main Board:	110,134.85	109,570.22	561.97	2.66
Blocks Board 6_2_3:	13,361.25	13,361.25	0.00	0.00
Forced Sales Board:	0.00	0.00	0.00	0.00
Special Terms Board:	0.00	0.00	0.00	0.00
Daily Average Transactions Volume	37,853,971	36,822,510	1,036,684	1,972
Transactions Volume	29,106,672	28,206,607	899,982	83
Main Board:	26,837,324	25,937,259	899,982	83
Blocks Board 6_2_3:	2,269,348	2,269,348	0	0
Forced Sales Board:	0	0	0	0
Special Terms Board:	0	0	0	0
Daily Average Number of Trades	36,046	35,814	230	3
Number of Trades	44,845	44,615	228	2
Main Board:	44,830	44,600	228	2
Blocks Board 6_2_3:	15	15	0	0
Forced Sales Board:	0	0	0	0
Special Terms Board:	0	0	0	0

## Trading Details by Athex Sectors and Financial Instruments (ETFs)

Code	Sectors	Gain / Lose / Same	Number of Trades	Transactions Volume	Transactions Value	% of Total Trans. Value
3010	- Banks	4 / 2 / 0	13,615	19,675,425	51,768,530.22	41.92%
5510	- Basic Resources	11 / 1 / 3	1,630	672,955	1,700,079.49	1.38%
5010	- Construction & Materials	9 / 2 / 3	4,702	2,336,034	7,496,454.60	6.07%
4020	- Consumer Products & Services	1 / 4 / 4	1,993	482,351	9,639,513.59	7.81%
6010	- Energy	2 / 2 / 0	2,258	277,251	3,075,784.80	2.49%
12000	- Financial Instruments	1 / 0 / 0	2	83	2,656.00	0.00%
3020	- Financial Services	2 / 1 / 2	536	122,057	709,089.31	0.57%
4510	- Food Beverage & Tobacco	6 / 1 / 1	368	82,642	1,097,370.69	0.89%
2010	- Health Care	1 / 2 / 0	541	523,434	407,006.06	0.33%
5020	- Industrial Goods & Services	10 / 4 / 4	5,582	970,537	16,847,143.98	13.64%
3030	- Insurance	1 / 0 / 0	134	32,915	154,031.41	0.12%
4030	- Media	0 / 1 / 0	7	11,070	5,851.64	0.00%
4520	- Personal Care, Drug & Grocery Stores	1 / 1 / 1	129	23,820	112,705.15	0.09%
3510	- Real Estate	1 / 5 / 4	840	261,122	1,385,520.94	1.12%
4040	- Retail	3 / 1 / 2	404	89,152	337,082.93	0.27%
1010	- Technology	6 / 3 / 2	1,402	794,169	3,715,812.70	3.01%
1510	- Telecommunications	0 / 2 / 0	2,857	622,047	8,833,376.14	7.15%
4050	- Travel & Leisure	2 / 3 / 3	2,678	1,193,876	6,143,458.34	4.97%
6510	- Utilities	2 / 3 / 0	5,167	935,732	10,064,628.97	8.15%

## Top 10 best &amp; worst performing Shares

## Main Market

With positive Price change	Closing price	change	With negative Price change	Closing price	change
DOMIKI KRITIS SA (CR)	1.9	15.85% #	REDS S.A. (CR)	2.2	-4.76% €
EKTER SA (CR)	2.29	15.66% #	SPACE HELLAS SA (CR)	8.64	-4.00% €
ELINOIL S.A. (CR)	2.77	15.42% #	ILYDA S.A. (CR)	1.47	-2.65% €
NAFPAKTOS TEXTILE (CR)	1.26	8.62% #	ATHENS MEDICAL CENTER SA (CR)	1.98	-2.46% €
REVOIL (CR)	1.88	6.22% #	OTE (CR)	14.16	-1.94% €
FIERATEX SA (CR)	0.484	5.68% #	AUTOHELLAS SA (CR)	13.44	-1.90% €
PIRAEUS FINANCIAL HOLD (CR)	3.522	5.39% #	TERNA ENERGY (CR)	17.79	-1.88% €
PROFILE SA (CR)	4.9	4.92% #	FLEXOPACK SA (CR)	8.45	-1.74% €
FOURLIS (CR)	4.87	4.73% #	BANK OF GREECE (CR)	16.8	-1.18% €
INTRAKAT (CR)	3.08	4.41% #	CENTRIC HOLDINGS (CR)	0.34	-1.16% €
With the highest Transactions Value	Value (thou. €)	change	With the highest Transactions Volume	Volume	change
PIRAEUS FINANCIAL HOLD (CR)	24,521.29	5.39% #	PIRAEUS FINANCIAL HOLD (CR)	7,100,817	5.39% #
MYTILINEOS (CR)	14,278.14	3.72% #	ALPHA SERVICES HOLD (CR)	6,925,427	0.78% #
ALPHA SERVICES HOLD (CR)	11,149.37	0.78% #	EUROBANK HOLDINGS (CR)	4,132,453	1.94% #
NATIONAL BANK (CR)	9,293.98	3.37% #	NATIONAL BANK (CR)	1,510,715	3.37% #
JUMBO SA (CR)	9,161.02	-0.07% €	INTRAKAT (CR)	655,744	4.41% #
OTE (CR)	8,785.94	-1.94% €	OTE (CR)	616,644	-1.94% €
EUROBANK HOLDINGS (CR)	6,703.13	1.94% #	LAVIPHARM SA (CR)	502,266	0.28% #
TERNA ENERGY (CR)	5,652.01	-1.88% €	PROFILE SA (CR)	471,481	4.92% #
OPAP (CR)	3,757.86	-0.99% €	AVAX S.A. (CR)	452,499	1.51% #
PPC (CR)	3,633.99	1.46% #	MYTILINEOS (CR)	412,590	3.72% #

Note: Stocks that are not included in the "Under Supervision" category, and the transactions value is more than 10,000 €.

## Derivatives Summary

	Number of Trades	Volume	Open Interest
<b>Index Futures</b>	<b>272</b>	<b>2,625</b>	<b>6,845</b>
FTSE/Athex Banks	5	42	1,402
FTSE/Athex Large Cap	266	2,582	4,762
MSCI GREECE REBASED	1	1	681
<b>Stock Futures</b>	<b>1,847</b>	<b>20,771</b>	<b>523,913</b>
ADMIE (IPTO) HOLDING S.A. (CR)	38	422	15,770
AEGEAN AIRLINES (CR)	43	267	5,257
ALPHA SERVICES HOLD (CR)	243	7,552	253,959
AUTOHELLAS SA (CR)	3	5	89
AVAX S.A. (CR)	16	54	1,159
CC HBC AG (CR)	14	143	1,444
CENERGY HOLDINGS (CB)	25	115	6,908
ELLAKTOR (CR)	4	17	502
ELVALHALCOR (CR)	4	13	1,952
EUROBANK HOLDINGS (CR)	91	1,564	38,238
EYDAP S.A. (CR)	18	52	1,105
FOURLIS (CR)	11	36	922
GEK TERNA (CR)	43	189	7,522
HELLENIC EXCHANGES-A.S.E. (CR)	40	362	10,022
HELLENIQ ENERGY (CR)	4	14	1,142
INTRACOM HOLDINGS (CR)	34	105	3,694
INTRAKAT (CR)	161	1,205	9,601
JUMBO SA (CR)	3	4	173
LAMDA DEVELOPMENT SA (CR)	27	95	6,389
MIG (CR)	1	1	60
MOTOR OIL (CR)	12	27	1,711
MYTILINEOS (CR)	172	580	3,208
NATIONAL BANK (CR)	181	1,086	16,557
OPAP (CR)	3	20	2,634
OTE (CR)	139	512	12,233
P.P.A. S.A. (CR)	0	0	321
PIRAEUS FINANCIAL HOLD (CR)	284	5,368	73,973
PPC (CR)	76	407	28,519
QUEST HOLDINGS (CR)	6	24	144
TERNA ENERGY (CR)	115	405	11,664
TITAN CEMENT (CB)	3	3	761
VIOHALCO SA/NV (CB)	33	124	6,280
<b>Index Options</b>	<b>15</b>	<b>245</b>	<b>2,921</b>
FTSE/Athex Large Cap	15	245	2,921
<b>Stock Options</b>	<b>1</b>	<b>2</b>	<b>882</b>
ALPHA SERVICES HOLD (CR)	0	0	15
NATIONAL BANK (CR)	0	0	293
OPAP (CR)	0	0	156
OTE (CR)	1	2	26
PIRAEUS FINANCIAL HOLD (CR)	0	0	154
PPC (CR)	0	0	238
<b>Total Derivatives Traded</b>	<b>2,135</b>	<b>23,643</b>	<b>534,561</b>











## Shares' Notes

Code	Note text
( )	- Adjusted dividends.
*	- Last adjusted closing price.
[1]	- Net dividends.
[2]	- The "Date of Last Coupon" for New listings refers to the date company's stocks started to trade in Athex
[3]	- The Company Market Value is referred to the number of outstanding shares
[4]	- Sectors codification can be found in Appendix A
[5]	- The Market Value refers to the total number of shares listed (including their several classes) in the exchange by the company.
[6]	- P/E greater than 100
[7]	- Last view of the Order Book before the end of the trading session
[8]	- All Blocks Methods' Transactions Value are included.
4750	- Transfer to the Under Surveillance Category from 8/4/2011.
4955	- Transfer to the Surveillance Category as from 5/4/2013.
4957	- Transfer to the Surveillance Category as from 5/4/2013.
4958	- Transfer to the Surveillance Category as from 5/4/2013.
4959	- Transfer to the Surveillance Category as from 5/4/2013.
5093	- Transfer to the Surveillance Category as of 8/4/2015.
5141	- Transfer to the Surveillance Category as of 10/05/2017.
5160	- Transfer to the Surveillance Category as of 15/04/2016.
5165	- Transfer to the Surveillance Category as of 15/02/2018.
5179	- Suspension of trading as of 25/05/2018.
5193	- Transfer to the Surveillance Category as of 25/10/2018.
5197	- Transfer to the Surveillance Category as of 07/11/2018.
5216	- Suspension of trading as of 01/10/2019.
5232	- Transfer to the Under Surveillance Category from 08/04/2011.
5233	- Suspension of trading as of 13/05/2020.
5248	- Transfer to the Surveillance Category as of 06/09/20116.
5253	- Transfer to the Surveillance Category as of 14/5/2021.
5275	- Transfer to the Surveillance Category as of 09/07/2020.
5277	- Suspension of trading as of 02/05/2023.
5278	- Suspension of trading as of 03/05/2023.

## Securities Blocks Details

Securities	Block Volume	Price	Block Trade Value	Time of approval	Note
MOTOR OIL (CR)	698	23.60	16,476.15	10:35:50	14
TERNA ENERGY (CR)	15,000	17.92	268,800.00	11:52:32	20
INTRAKAT (CR)	100,000	2.95	295,000.00	11:53:24	20
JUMBO SA (CR)	15,000	27.50	412,500.00	12:35:04	20
PROFILE SA (CR)	30,000	4.80	144,000.00	14:28:44	20
PROFILE SA (CR)	170,000	4.80	816,000.00	14:29:21	20
ELVALHALCOR (CR)	48,300	2.07	99,981.00	14:34:35	20
ELVALHALCOR (CR)	34,850	2.07	72,139.50	14:41:47	20
OTE (CR)	50,000	14.26	713,000.00	15:22:18	20
MYTILINEOS (CR)	10,000	34.96	349,600.00	15:34:32	20
JUMBO SA (CR)	180,000	27.58	4,964,400.00	16:36:32	20
MPLE KEDROS (CR)	15,500	2.50	38,750.00	16:36:55	20
EUROBANK HOLDINGS (CR)	200,000	1.63	326,600.00	16:40:47	20
PIRAEUS FINANCIAL HOLD (CR)	1,000,000	3.46	3,460,000.00	16:41:24	20
PIRAEUS FINANCIAL HOLD (CR)	400,000	3.46	1,384,000.00	16:54:51	20

## Blocks Notes

9 - Method 6-1 / Special Fees

10 - Method 6-1 / Special Fees, SDS

14 - Method 6-3 / Settlement, Incomplete Buy and Sell

18 - Method 6-2 / SPOT 1

19 - Method 6-2 / SPOT 2

20 - Method 6-1 and Method 6-1 Same Day Settlement

21 - Other Pre-agreed

**Shares Rights Details**

Occurred date	Exercise from	Exercise until	Trading until	Rights	Price min	Price max	Closing price	Last Bid	Last Ask	Volume	Trades	Transactions Value
---------------	---------------	----------------	---------------	--------	-----------	-----------	---------------	----------	----------	--------	--------	--------------------

No Rights Transactions.

---

**Forced Sales Details**

---

Securities	Category of Security	Transactions Volume	Number of Trades	Transactions Value	Note
------------	----------------------	------------------------	---------------------	-----------------------	------

---

No Forced Transactions.

---

---

**Forced Sales Notes**

---

- 1 - Compulsory Public Forced Sales
- 2 - Forced Sales of Fixed Registered Shares
- 3 - Forced Sales of Remaining Fractional Shares



## Exchange Traded Funds (ETFs) Characteristics

	Transactions Date (T)	Creation / Redemption	Units (T-1)	New Units (T-1)	Redemption Units (T-1)	Units (T) [1]	Fund Assets [2]	Net Unit Price	Dividend per Unit	Dividend Date
#Error										

## ETFs Notes

No data for ETFs.

[2] - The Creation / Redemption Units of T-1 are included.

## Non Convertible Corporate Bonds - Regulated Market

Num Listed Bonds	Nominal price	Issue price	Today's Rate	Exp. Date	Duration (years)	Note	Coupon		Trading Unit	Corporate Bonds	Accrued Int.	Yield.T.Mat	Price min	Price max	Closing price	Previous closing price/date	Volume	Transactions Value	Last order		ear min	Year max		
							Common	Preferred											Price	Buy / Sell			Date	
100,000	1,000.00	1,000.00	2.95	11/02/2027	5	---	3	---	1	SAFE BULKERS PARTICIPATIONS PLC (Non Convertible)	12.8653	4.7430	92.7000	94.6700	93.8310	92.9700	17/07/2023	27,000	25,603.56	93.5500	B	18/07/2023	89.9269	97.0000
320,000	1,000.00	1,000.00	3.40	21/07/2027	7	---	6	---	1	LAMDA DEVELOPMENT S.A. (Non Convertible)	16.8111	4.9620	92.6000	93.7399	92.9833	93.7300	17/07/2023	179,000	169,221.22	92.7010	B	18/07/2023	91.4001	95.5000
200,000	1,000.00	1,000.00	2.10	27/10/2027	7	---	6	---	1	O.P.A.P. S.A. (Non Convertible)	4.9000	3.8540	92.5000	92.7500	92.6500	92.9150	17/07/2023	11,000	10,241.30	92.5000	B	18/07/2023	91.3710	95.4000
200,000	1,000.00	1,000.00	1.90	23/03/2028	7	---	5	---	1	MOTOR OIL CORINTH REFINERIES SA (Non Convertible)	6.2806	3.8260	91.5000	91.8000	91.5700	91.9480	17/07/2023	14,000	12,907.73	91.5000	B	18/07/2023	87.5500	92.6000
100,000	1,000.00	1,000.00	2.70	25/05/2026	5	---	5	---	1	COSTAMARE PARTICIPATIONS PLC (Non Convertible)	4.2000	4.0160	95.6000	95.9900	95.9756	95.8900	17/07/2023	418,000	402,359.10	95.7200	B	18/07/2023	92.1400	97.0000
300,000	1,000.00	1,000.00	2.30	20/07/2028	7	---	4	---	1	PRODEA REIC S.A.(Non Convertible)	---	5.6380	85.4700	85.8000	85.7799	85.5020	17/07/2023	918,000	785,536.37	85.7001	B	18/07/2023	82.0100	86.2000
150,000	1,000.00	1,000.00	2.65	22/10/2026	5	---	4	---	1	CPLP SHIPPING HOLDINGS PLC (Non Convertible)	6.4042	4.5220	94.0000	94.0000	94.0000	93.6000	17/07/2023	1,000	946.40	93.5000	B	18/07/2023	92.5500	96.0000
250,000	1,000.00	1,000.00	2.45	16/11/2028	7	---	4	---	1	ELVALHALCOR S.A. (Non Convertible)	4.4236	4.5700	89.5000	90.0000	89.9800	89.9500	17/07/2023	345,000	311,771.80	88.7000	B	18/07/2023	85.6375	91.0000
500,000	1,000.00	1,000.00	2.75	03/07/2027	7	---	7	---	1	GEK TERNA S.A. (Non Convertible)	1.2986	4.5720	92.2000	92.9500	92.4999	92.9000	17/07/2023	186,000	171,989.43	92.3600	B	18/07/2023	86.8000	94.4535
300,000	1,000.00	1,000.00	2.30	14/12/2028	7	---	4	---	1	GEK TERNA S.A. (Non Convertible)	2.3000	4.7100	88.6900	88.7999	88.7266	88.7000	17/07/2023	3,000	2,668.70	88.1000	B	18/07/2023	82.1339	90.3500
175,000	1,000.00	1,000.00	3.40	26/07/2024	5	---	8	---	1	ATTICA HOLDINGS S.A. (Non Convertible)	16.5278	3.7090	99.0100	99.4500	99.1815	99.0000	17/07/2023	427,000	430,562.46	99.0000	B	18/07/2023	96.6179	99.4500
230,000	1,000.00	1,000.00	4.70	12/07/2029	7	---	3	---	1	LAMDA DEVELOPMENT S.A. (Non convertible)	1.0444	4.5430	99.2201	99.7499	99.7000	99.7380	17/07/2023	96,000	95,551.60	99.1003	B	18/07/2023	94.9889	101.0000
100,000	1,000.00	1,000.00	4.40	26/07/2029	7	---	2	---	1	CPLP SHIPPING HOLDINGS PLC (Non Convertible)	21.3889	4.5610	98.0900	98.9900	98.2795	98.4130	17/07/2023	21,000	21,087.87	98.1500	B	18/07/2023	97.2369	100.8000
200,000	1,000.00	1,000.00	3.60	12/03/2026	7	---	9	---	1	AEGEAN AIRLINES S.A. (Non Convertible)	12.9000	3.6710	97.9000	98.5700	98.4000	98.4910	17/07/2023	163,000	162,464.70	98.0000	B	18/07/2023	95.6301	98.9000
500,000	1,000.00	1,000.00	4.00	10/07/2030	7	---	1	---	1	MYTILINEOS S.A. (Non Convertible)	1.1111	4.0000	99.9500	100.0300	99.9777	99.9730	17/07/2023	279,000	279,247.85	99.9300	B	18/07/2023	99.8000	100.0700
120,000	1,000.00	1,000.00	3.95	04/04/2025	7	---	11	---	1	GEK TERNA S.A. (Non Convertible)	11.7403	3.5750	99.2000	99.5000	99.3737	99.7000	17/07/2023	19,000	19,104.07	99.2000	B	18/07/2023	97.5523	100.5000
150,000	1,000.00	1,000.00	2.60	22/10/2026	7	---	8	---	1	TERNA ENERGY FINANCE S.A. (Non Convertible)	6.2833	4.5430	93.0300	93.2500	93.1178	93.2850	17/07/2023	114,000	106,910.81	93.1101	B	18/07/2023	92.5000	95.7400
100,000	1,000.00	1,000.00	2.80	25/01/2027	5	---	3	---	1	PREMIA S.A. (Non Convertible)	13.6889	5.0690	---	---	---	92.4900	17/07/2023	---	---	91.7000	B	18/07/2023	87.6862	95.9899

## Corporate Bonds Notes

Transactions Volume = (Pieces) \* (Nominal Price). Transactions Value = (Pieces) \* (Nominal Price) \* (price %) + (Accrued interest).

The price of a Bond is stated as a percentage (%) of Bond's Nominal Price.

Nominal Price in Euros (€), except if it is noted differently.

## Non Convertible Corporate Bonds - Regulated Market

Num Listed Bonds	Nominal price	Issue price	Today's Rate	Exp. Date	Duration (years)	Note	Coupon		Trading Unit	Corporate Bonds	Accrued Int.	Yield.T.Mat	Price min	Price max	Closing price	Previous closing price/date	Volume	Transactions Value	Last order			ear min	Year max	
							Common	Preferred											Price	Buy / Sell	Date			
120,000	1,000.00	1,000.00	2.65	06/12/2028	7	---	4	---	1	NOVAL PROPERTY REIC (Non Convertible)	3.2389	5.1330	88.3800	88.5500	88.4500	88.4000	17/07/2023	29,000	25,743.93	88.4000	B	18/07/2023	84.3700	90.8700

## Corporate Bonds Notes

Transactions Volume = (Pieces) \* (Nominal Price). Transactions Value = (Pieces) \* (Nominal Price) \* (price %) + (Accrued interest).

The price of a Bond is stated as a percentage (%) of Bond's Nominal Price.

Nominal Price in Euros (€), except if it is noted differently.

## Government Bonds

Number Listed Bonds	Nominal price	Today's Rate	Accrued Interest Calc	Exp. Date [1]	Duration (years)	Note	Coupons Date	Curr. coupon value	Trading Unit	Government Bonds	Price min	Price max	Closing price	Previous closing price/date	Volume	Transactions Value	Price	Last order Buy / Sell	Date
4,500,000	1,000.00	1.88	Actual/Actual	04/02/2035	15	---	04/02	1.88	1	GGB-FXD-040235-15Y-1.875-1.000	---	---	---	---	---	---	---	---	---
2,500,000	1,000.00	3.45	Actual/Actual	02/04/2024	5	---	02/04	3.45	1	GGB-FXD-020424-05Y-3.450-1.000	---	---	---	---	---	---	---	---	---
6,000,000	1,000.00	0.75	Actual/Actual	18/06/2031	10	---	18/06	0.75	1	GGB-FXD-180631-10Y-0.750-1.000	---	---	---	---	---	---	---	---	---
2,500,000	1,000.00	3.88	Actual/Actual	15/06/2028	5	---	15/06	3.88	1	GGB-FXD-150628-05Y-3.875-1.000	---	---	---	---	---	---	---	---	---
5,962,747,327	1.00	3.75	Actual/Actual	30/01/2028	10	---	/02 - 01/02 - 31/	3.75	1	GGB-FXD-300128-10Y-3.750-1.000	---	---	---	85.4610 13/07/2018	---	---	1.0000	B	28/11/2018
7,067,309,386	1.00	3.90	Actual/Actual	30/01/2033	15	---	/02 - 01/02 - 31/	3.90	1	GGB-FXD-300133-15Y-3.900-1.000	---	---	---	78.6730 13/07/2018	---	---	1.0000	B	28/11/2018
5,622,848,349	1.00	4.00	Actual/Actual	30/01/2037	19	---	/02 - 01/02 - 31/	4.00	1	GGB-FXD-300137-19Y-4.000-1.000	---	---	---	77.0370 13/07/2018	---	---	1.0000	B	28/11/2018
5,476,770,669	1.00	4.20	Actual/Actual	30/01/2042	24	---	/02 - 01/02 - 31/	4.20	1	GGB-FXD-300142-24Y-4.200-1.000	---	---	---	77.7640 13/07/2018	---	---	1.0000	B	28/11/2018
48,794,718	1.00	4.30	Actual/Actual	24/02/2024	12	---	24/02	4.30	1	GGB-FXD-240224-12Y-2.000-1.000	---	---	---	10.0000 22/06/2015	---	---	---	---	---
40,248,141	1.00	4.30	Actual/Actual	24/02/2025	13	---	24/02	4.30	1	GGB-FXD-240225-13Y-2.000-1.000	---	---	---	10.0000 22/06/2015	---	---	---	---	---
59,586,043	1.00	4.30	Actual/Actual	24/02/2026	14	---	24/02	4.30	1	GGB-FXD-240226-14Y-2.000-1.000	---	---	---	10.0000 22/06/2015	---	---	---	---	---
41,118,344	1.00	4.30	Actual/Actual	24/02/2027	15	---	24/02	4.30	1	GGB-FXD-240227-15Y-2.000-1.000	---	---	---	10.0000 22/06/2015	---	---	---	---	---
45,137,734	1.00	4.30	Actual/Actual	24/02/2028	16	---	24/02	4.30	1	GGB-FXD-240228-16Y-2.000-1.000	---	---	---	10.0000 22/06/2015	---	---	---	---	---
61,768,888	1.00	4.30	Actual/Actual	24/02/2029	17	---	24/02	4.30	1	GGB-FXD-240229-17Y-2.000-1.000	---	---	---	10.0000 22/06/2015	---	---	---	---	---
54,567,744	1.00	4.30	Actual/Actual	24/02/2030	18	---	24/02	4.30	1	GGB-FXD-240230-18Y-2.000-1.000	---	---	---	10.0000 22/06/2015	---	---	---	---	---
37,541,515	1.00	4.30	Actual/Actual	24/02/2031	19	---	24/02	4.30	1	GGB-FXD-240231-19Y-2.000-1.000	---	---	---	10.0000 22/06/2015	---	---	---	---	---
37,558,317	1.00	4.30	Actual/Actual	24/02/2032	20	---	24/02	4.30	1	GGB-FXD-240232-20Y-2.000-1.000	---	---	---	10.0000 22/06/2015	---	---	---	---	---
37,473,732	1.00	4.30	Actual/Actual	24/02/2033	21	---	24/02	4.30	1	GGB-FXD-240233-21Y-2.000-1.000	---	---	---	10.0000 22/06/2015	---	---	---	---	---
33,888,293	1.00	4.30	Actual/Actual	24/02/2034	22	---	24/02	4.30	1	GGB-FXD-240234-22Y-2.000-1.000	---	---	---	10.0000 22/06/2015	---	---	---	---	---
35,177,800	1.00	4.30	Actual/Actual	24/02/2035	23	---	24/02	4.30	1	GGB-FXD-240235-23Y-2.000-1.000	---	---	---	10.0000 22/06/2015	---	---	---	---	---
35,547,268	1.00	4.30	Actual/Actual	24/02/2036	24	---	24/02	4.30	1	GGB-FXD-240236-24Y-2.000-1.000	---	---	---	10.0000 22/06/2015	---	---	---	---	---
40,246,306	1.00	4.30	Actual/Actual	24/02/2037	25	---	24/02	4.30	1	GGB-FXD-240237-25Y-2.000-1.000	---	---	---	10.0000 22/06/2015	---	---	---	---	---
37,643,952	1.00	4.30	Actual/Actual	24/02/2038	26	---	24/02	4.30	1	GGB-FXD-240238-26Y-2.000-1.000	---	---	---	10.0000 22/06/2015	---	---	---	---	---
36,977,100	1.00	4.30	Actual/Actual	24/02/2039	27	---	24/02	4.30	1	GGB-FXD-240239-27Y-2.000-1.000	---	---	---	10.0000 22/06/2015	---	---	---	---	---
41,615,000	1.00	4.30	Actual/Actual	24/02/2040	28	---	24/02	4.30	1	GGB-FXD-240240-28Y-2.000-1.000	---	---	---	10.0000 22/06/2015	---	---	---	---	---
42,227,208	1.00	4.30	Actual/Actual	24/02/2041	29	---	24/02	4.30	1	GGB-FXD-240241-29Y-2.000-1.000	---	---	---	10.0000 22/06/2015	---	---	---	---	---
68,288,487	1.00	4.30	Actual/Actual	24/02/2042	30	---	24/02	4.30	1	GGB-FXD-240242-30Y-2.000-1.000	---	---	---	10.0000 22/06/2015	---	---	---	---	---
4,000,000	1,000.00	3.88	Actual/Actual	12/03/2029	10	---	12/03	3.88	1	GGB-FXD-120329-10Y-3.875-1.000	---	---	---	---	---	---	100.0000	B	15/10/2019
4,500,000	1,000.00	0.00	Actual/Actual	12/02/2026	5	---	12/02	0.00	1	GGB-FXD-120226-05Y-0.000-1.000	---	---	---	---	---	---	---	---	---
3,000,000	1,000.00	3.38	Actual/Actual	15/02/2025	7	---	15/02	3.38	1	GGB-FXD-150225-07Y-3.375-1.000	---	---	---	---	---	---	---	---	---
964,000	1,000.00	3.25	Actual/Actual	20/03/2025	6	---	20/03	3.25	1	GGB-FXD-200325-06Y-3.250-1.000	---	---	---	---	---	---	---	---	---
2,100,000	1,000.00	3.55	Actual/Actual	20/03/2026	7	---	20/03	3.55	1	GGB-FXD-200326-07Y-3.550-1.000	---	---	---	---	---	---	---	---	---
40,000	1,000.00	2.18	FLR Actual/360	16/09/2023	1	---	16/03 - 16/09	---	1	GGB-FLT-160923-01Y-2.178-1.000	---	---	---	---	---	---	---	---	---
5,500,000	1,000.00	1.50	Actual/Actual	18/06/2030	10	---	18/06	1.50	1	GGB-FXD-180630-10Y-1.500-1.000	---	---	---	---	---	---	---	---	---

## Government Bonds Notes

Transactions Volume = (Pieces) \* (Nominal Price). Transactions Value = (Pieces) \* (Nominal Price) \* (price %) + (Accrued interest).

The Value of current coupon for the issues with NV 0.01 euro refers to NV 100 euros

FLR: Floating Interest Rate.

[1] - The Expiration Date of the interest bearing period and the Date for coupon payment.

## Government Bonds

Number Listed Bonds	Nominal price	Today's Rate	Accrued Interest Calc	Exp. Date [1]	Duration (years)	Note	Coupons Date	Curr. coupon value	Trading Unit	Government Bonds	Price min	Price max	Closing price	Previous closing price/date	Volume	Transactions Value	Price	Last order Buy / Sell	Date
3,500,000	1,000.00	4.38	Actual/Actual	18/07/2038	15	---	18/07	4.38	1	GGB-FXD-180738-15Y-4.375-1.000	---	---	---	---	---	---	---	---	---
5,364,250	1,000.00	3.25	Actual/Actual	20/03/2050	30	---	20/03	3.25	1	GGB-FXD-200350-30Y-3.250-1.000	---	---	---	---	---	---	---	---	---
3,924,361	1,000.00	2.00	Actual/Actual	22/04/2027	7	---	22/04	2.00	1	GGB-FXD-220427-07Y-2.000-1.000	---	---	---	---	---	---	99.9000	B	22/04/2020
2,500,000	1,000.00	1.88	Actual/Actual	23/07/2026	7	---	23/07	1.88	1	GGB-FXD-230726-07Y-1.875-1.000	---	---	---	---	---	---	---	---	---
4,050,000	1,000.00	4.25	Actual/Actual	15/06/2033	10	---	15/06	4.25	1	GGB-FXD-150633-10Y-4.250-1.000	---	---	---	---	---	---	---	---	---
3,500,000	1,000.00	1.88	Actual/Actual	24/01/2052	30	---	24/01	1.88	1	GGB-FXD-240152-30Y-1.875-1.000	---	---	---	---	---	---	---	---	---
3,700,000	1,000.00	1.75	Actual/Actual	18/06/2032	10	---	18/06	1.75	1	GGB-FXD-180632-10Y-1.750-1.000	---	---	---	---	---	---	---	---	---
2,200,000	1,000.00	1.13	FLR Actual/360	15/12/2027	5	---	- 15/12 - 15/03 -	---	1	GGB-FLT-151227-05Y-1.130-1.000	---	---	---	---	---	---	102.1600	B	30/12/2022

## Government Bonds Notes

Transactions Volume = (Pieces) \* (Nominal Price). Transactions Value = (Pieces) \* (Nominal Price) \* (price %) + (Accrued interest).

The Value of current coupon for the issues with NV 0.01 euro refers to NV 100 euros

FLR: Floating Interest Rate.

[1] - The Expiration Date of the interest bearing period and the Date for coupon payment.

Treasury Bills & Zero Coupon Government Bonds

Issue Date	13-Week Maturity									26-Week Maturity									52-Week Maturity								
	Exp. Date	Initial Rate	Num Listed Bonds	Nominal price	Issue price	Last Trade Price	Last Trade Date	Volume Traded	Note	Exp. Date	Initial Rate	Num Listed Bonds	Nominal price	Issue price	Last Trade Price	Last Trade Date	Volume Traded	Note	Exp. Date	Initial Rate	Num Listed Bonds	Nominal price	Issue price	Last Trade Price	Last Trade Date	Volume Traded	Note
09/09/2022	---	---	---	---	---	---	---	---	---	---	---	---	---	---	---	---	---	---	08/09/2023	1.97	1,000,000	1,000.00	980.47	---	---	---	---
09/12/2022	---	---	---	---	---	---	---	---	---	---	---	---	---	---	---	---	---	---	08/12/2023	2.73	600,000	1,000.00	973.10	---	---	---	---
10/03/2023	---	---	---	---	---	---	---	---	---	---	---	---	---	---	---	---	---	---	08/03/2024	3.75	1,000,000	1,000.00	963.46	---	---	---	---
09/06/2023	---	---	---	---	---	---	---	---	---	---	---	---	---	---	---	---	---	---	07/06/2024	3.84	1,600,000	1,000.00	962.60	---	---	---	---

Bonds in Circulation	Currency / Min nominal traded Value	Coupons Payment Date	Current Coupon Value	Note	Coupon	Trading Unit	Issue Date	Duration (years)	Today's Interest	A.I.C in days	Bonds	Last price of previous days		Last Outcry in Cash (euro)		Trades in Pieces	Life min	Life Max	
												Price	Buy / Sell	Price	Buy / Sell				
<b>Corporate Bonds in Foreign Currency and Euro</b>																			
103,746	GBP / 10	01/12	0.25	---	64	1	01/12/1930	98	2.5	360	National Mortgage Bank	2.27	05/02/1996	2.27	S	05/02/1996	---	2.27	2.27
0	GBP / 10	01/12	0.25	---	66	1	01/12/1928	100	2.5	360	National Mortgage Bank	---	---	---	---	---	---	---	---

## Government Bonds Notes

A.I.C: Accrued Interest Calculation base.

FLR: Floating Interest Rate.

The minimum tradeable Nominal Value for all Demeterialised Government Titles is 100 Euros.

(μφρ-0)

## Athex &amp; ATHEXClear Members List

Member Name				Stock Market			Derivatives Market		ATHEXClear Member	
	Address	Phone	Fax	Market Member	Remote Member	Market Maker	Proprietary	Market Maker	General Clearing	Direct Clearing
A. SARRIS SECURITIES S.A.				a						
6, ΔΡΑΓΑΤΣΑΝΙΟΥ 6 ΑΘΗΝΑ	2103367700									
AEONIC SECURITIES C.I.F. P.L.C.				a						
, ΛΑΪΟΥ 6, ΓΡ. 301B, ANNA COURT	35725337600									
ALPHA BANK S.A.									a	
, ΣΤΑΔΙΟΥ 40 ΑΘΗΝΑ	2103260000									
ALPHA FINANCE INVESTMENT SERVICES SINGLE MEMBER SA				a		a	a	a		a
5, ΠΑΝΕΠΙΣΤΗΜΙΟΥ 45 ΑΘΗΝΑ	2103677400									
ARGUS STOCKBROKERS LTD				a	a		a			
25, 25 ΛΕΩΦΟΡΟΣ ΔΗΜΟΣΘΕΝΗ ΣΕΒΕΡΗ	0035722717000									
ATLANTIC SECURITIES LTD				a	a					
37, ΠΡΟΔΡΟΜΟΥ 37	0035722445400									
AXON SECURITIES S.A.				a			a			
48, ΣΤΑΔΙΟΥ 48 ΑΘΗΝΑ	2103363800									
BETA SECURITIES S.A.				a		a	a			a
29, Λ. ΑΛΕΞΑΝΔΡΑΣ 29 ΑΘΗΝΑ	2106478930									
BNP PARIBAS S.A.									a	
, ΛΑΜΨΑΚΟΥ 2 ΑΘΗΝΑ	2107468525									
BOFA SECURITIES EUROPE SA				a	a					
, 112 AVENUE KL'BER 75116	+33 153655555									
CAPITAL SECURITIES S.A.				a			a			
58, ΜΗΤΡΟΠΟΛΕΩΣ 58 ΑΘΗΝΑ	2103369700									
CITIGROUP GLOBAL MARKETS EUROPE AG				a	a					
16, REUTERWEG 16	+49 691366-0									
CITIGROUP GLOBAL MARKETS LIMITED				a						
1, 33 CANADA SQUARE -CANARY WHARF	+44 02079864000									
CREDIT SUISSE BANK (EUROPE), S.A.				a	a					
, CALLE AYALA 42, 3A PLANTA-B MADRID	+34917916000									
CREDIT SUISSE SECURITIES (EUROPE) LIMITED				a						
1, ONE CABOT SQUARE LONDON	+44 2078888888									
CYCLOS SECURITIES S.A.				a			a			
39, ΧΑΡΙΛΑΟΥ ΤΡΙΚΟΥΠΗ 6-8-10 ΑΘΗΝΑ	2103364300									
DEUTSCHE BANK S.A.					a					
1, GREAT WINCHESTER STREET LONDON	+44 20 754 54209	00441133361437								
EUROBANK EQUITIES INVESTMENT FIRM SINGLE MEMBER SA				a		a	a	a		a
, ΦΙΛΕΛΛΗΝΩΝ 10 & ΞΕΝΟΦΩΝΤΟΣ 13 ΑΘΗΝΑ	2103720425									
EUROBANK S.A.									a	
, ΟΘΩΝΟΣ 8 ΑΘΗΝΑ	2144043907									
EUROCORP INVESTMENT SERVICES S.A.				a			a			a
14, ΠΛ.ΦΙΛΙΚΗΣ ΕΤΑΙΡΕΙΑΣ 14 ΑΘΗΝΑ	2107263600									
EUOTRUST INVESTMENT FIRM SA				a						
113, ΣΕΒΑΣΤΟΥΠΟΛΕΩΣ 113 ΑΘΗΝΑ	2103363100									
EUROXX SECURITIES S.A.				a		a	a	a		a
7, ΠΑΛΑΙΟΛΟΓΟΥ ΧΑΛΑΝΔΡΙ	(210)-6879400	(210)-6879401								
7, ΠΑΛΕΟΛΟΓΟΥ ΧΑΛΑΝΔΡΙ	+30 2106879400	210-6879401								
FREEDOM FINANCE EUROPE LTD				a	a					
, ΧΡΙΣΤΑΚΗ ΚΡΑΝΟΥ 20	035725257786									
G. A. PERVANAS SECURITIES- INVESTMENT SERVICES S.A.				a						
7-9, ΣΟΦΟΚΛΕΟΥΣ 7-9 ΑΘΗΝΑ	2103727200									
GLOBAL CAPITAL SECURITIES & FINANCIAL SERVICES LTD				a	a					
50, ΛΑΡΧΙΕΠΙΣΚΟΠΟΥ ΜΑΚΑΡΙΟΥ Γ50	0035722710710									
GREENPOST TRADING EUROPE LTD				a	a	a				
, ΚΙΜΟΝΟΣ 3, ACROPOLIS MANSIONS, 2ND FLOOR, FLAT/OFFICE 202	035722521389									
HELLENIC AMERICAN SECURITIES S.A.				a		a	a			a
27, ΑΝΔΡΕΑ ΠΑΠΑΝΔΡΕΟΥ 27 ΜΑΡΟΥΣΙ	2103311100									
HELLENIC BANK (INVESTMENTS) LTD					a					
, ΑΥΞ.ΚΥΡΙΑΚΟΥ ΜΑΤΣΙ 31 - PO BOX 24747 NICOSIA	+357 22500100	357 22500110								
HSBC CONTINENTAL EUROPE									a	
109-111, Λ.ΜΕΣΟΓΕΙΩΝ 109-111	2106960000									
INDEX SECURITIES S.A.				a						
6, ΔΡΑΓΑΤΣΑΝΙΟΥ 6 ΑΘΗΝΑ	2103213920									
J. CHR. MAVRIKIS SECURITIES S.A.				a						
5, ΣΟΦΟΚΛΕΟΥΣ 5 ΑΘΗΝΑ	2103216730									



## Athex &amp; ATHEXClear Members List

Member Name				Stock Market			Derivatives Market		ATHEXClear Member	
	Address	Phone	Fax	Market Member	Remote Member	Market Maker	Proprietary	Market Maker	General Clearing	Direct Clearing
KAPPA SECURITIES S.A.				a			a			
15, ΒΑΛΑΩΡΙΤΟΥ 15 ΑΘΗΝΑ	2103678600									
KARAMANOF SECURITIES & INVESTMENT SERVICES S.A.				a						
2, ΠΛ.ΑΓ.ΘΕΟΔΩΡΩΝ 2 ΑΘΗΝΑ	2103212947									
LAIKI FINANCIAL SERVICES LTD					a					
26, AVE. VYRONOS NICOSIA	357 22367367	357 22718567								
LEON DEPOLAS SECURITIES S.A.				a		a	a			
1, ΧΡΗΣΤΟΥ ΛΑΔΑ 1 ΑΘΗΝΑ	2103213276 -28									
MEGA EQUITY SECURITIES & FINANCIAL SERVICES PUBLIC LTD				a	a		a			
42-44, ΛΕΩΦ.ΓΡΙΒΑ ΔΙΓΕΝΗ 42-44	0035722711711									
MERIT SECURITIES S.A				a		a	a			a
5, ΣΟΦΟΚΛΕΟΥΣ 5 ΑΘΗΝΑ	2103671880									
MERRILL LYNCH INTERNATIONAL				a						
2, 2 KING EDWARD STREET LONDON	+44 20276281000									
N. CHRYSOCHOIDIS SECURITIES S.A.				a			a			a
7-9, ΣΟΦΟΚΛΕΟΥΣ 7-9 ΑΘΗΝΑ	2103213913									
NATIONAL BANK OF GREECE S.A.				a		a	a		a	
86, ΑΙΟΛΟΥ STR. ΑΘΗΝΑ	(210)-3341000	(210)-3228187								
68, ΑΚΑΔΙΜΙΑΣ STR. ΑΘΗΝΑ	(210)-3328817	(210)-3328678								
NATIONAL SECURITIES SINGLE MEMBER SA				a		a	a	a		
66, ΛΕΩΦΟΡΟΣ ΑΘΗΝΩΝ 128-132 & ΙΦΙΓΕΝΙΑΣ ΑΘΗΝΑ	2103328784									
NUNTIUS BROKERAGE AND INVESTMENT SERVICES S.A				a						
6, ΔΡΑΓΑΤΣΑΝΙΟΥ 6 ΑΘΗΝΑ	2103350599									
ONE PLUS CAPITAL LIMITED				a	a					
, 75 PRODROMOU AVENUE NICOSIA 1307	35722873760									
OPTIMA BANK S.A.				a		a	a	a	a	
32, ΑΙΓΙΑΛΕΙΑΣ 32 & ΠΑΡΑΔΕΙΣΟΥ ΜΑΡΟΥΣΙ	2108173663									
PANCRETA BANK S.A									a	
, ΙΚΑΡΟΥ 5	2810 338800									
PANTELAKIS SECURITIES S.A.				a		a	a	a		
57, ΕΘΝΙΚΗΣ ΑΝΤΙΣΤΑΣΕΩΣ 57, ΚΤΙΡΙΟ Β CHALANDRI	2106965000									
PEGASUS SECURITIES S.A				a			a			
17, ΒΑΛΑΩΡΙΤΟΥ 17 & ΑΜΕΡΙΚΗΣ ΑΘΗΝΑ	2103670700									
PIRAEUS BANK S.A.				a			a		a	
, ΑΜΕΡΙΚΗΣ 4 ΑΘΗΝΑ	2103335000									
PIRAEUS SECURITIES S. A.				a		a	a	a		a
10, ΣΤΑΔΙΟΥ 10 ΑΘΗΝΑ	2103354100									
PROCHOICE SECURITIES LTD				a	a					
57, ΛΕΩΦ.ΣΠΥΡΟΥ ΚΥΠΡΙΑΝΟΥ 57, ΑΚΙΝΗΤΑ Φ	035724661192									
SHARELINK SECURITIES & FINANCIAL SERVICES LTD				a			a			
6, HOUSE-ΘΕΟΤΟΚΗ 6 ΜΕΓΑΡΟ ΕΛΛΗΝΑ	+357 22554200									
SOCIETE GENERALE S.A.				a	a		a			
, 17 COURS VALMY, CEDEX	+157290504									
SOLIDUS SECURITIES S.A				a			a			a
64, ΛΟΥΙΖΗΣ ΡΙΑΝΚΟΥΡ 64 ΑΘΗΝΑ	2106900600									
ST. EM. LAVRENTAKIS SECURITIES S.A.				a			a			
7-9, ΣΟΦΟΚΛΕΟΥΣ 7-9 ΑΘΗΝΑ	2103213336									
THE CYPRUS INVESTMENT & SECURITIES CORPORATION LTD				a	a					
154, ΑΓΙΟΥ ΠΡΟΚΟΠΙΟΥ & ΠΟΣΕΙΔΩΝΟΣ 1	0035722121700									
UBS EUROPE SE				a	a					
, OPERNTURM, BOCKENHEIMER LANDSTRASSE 2-4	496921790									
UBS LIMITED					a					
1, FINSBURY AVENUE LONDON	+44 2075687135									

## List of Stocks under Market Making operations

Securities	Market Maker	Start Market Making	Stock Category	Suspension Status
MLS MULTIMEDIA SA (CR)				
	PIRAEUS SECURITIES S. A.	01/08/2019		
ALPHA ETF FTSE Athex Large Cap			Exchange Traded Funds (ETFs)	
	ALPHA FINANCE INVESTMENT SERVICES SINGLE MEMBER SA	02/01/1900		
	NATIONAL SECURITIES SINGLE MEMBER SA	02/01/1900		
ADMIE (IPTO) HOLDING S.A. (CR)			Main Market	
	EUROBANK EQUITIES INVESTMENT FIRM SINGLE MEMBER SA	24/05/2021		
	HELLENIC AMERICAN SECURITIES S.A.	09/03/2020		
	PIRAEUS SECURITIES S. A.	29/06/2017		
AEGEAN AIRLINES (CR)			Main Market	
	EUROBANK EQUITIES INVESTMENT FIRM SINGLE MEMBER SA	22/09/2020		
ALPHA SERVICES HOLD (CR)			Main Market	
	ALPHA FINANCE INVESTMENT SERVICES SINGLE MEMBER SA	29/02/2016		
	EUROBANK EQUITIES INVESTMENT FIRM SINGLE MEMBER SA	22/10/2006		
	GREENPOST TRADING EUROPE LTD	12/06/2023		
	HELLENIC AMERICAN SECURITIES S.A.	25/07/2014		
	LEON DEPOLAS SECURITIES S.A.	04/01/2016		
	MERIT SECURITIES S.A	03/09/2012		
	NATIONAL SECURITIES SINGLE MEMBER SA	02/01/1900		
	PIRAEUS SECURITIES S. A.	28/05/2009		
ALPHA TRUST (CR)			Main Market	
	EUROBANK EQUITIES INVESTMENT FIRM SINGLE MEMBER SA	06/02/2023		
	LEON DEPOLAS SECURITIES S.A.	04/01/2021		
ANDROMEDA SA (CR)			Main Market	
	BETA SECURITIES S.A.	15/02/2021		
	OPTIMA BANK S.A.	03/04/2023		
ATTICA BANK S.A. (CR)			Main Market	
	EUROXX SECURITIES S.A.	22/01/2016		
	PIRAEUS SECURITIES S. A.	20/09/2017		
AUSTRIACARD (CB)			Main Market	
	BETA SECURITIES S.A.	23/03/2023		
	EUROBANK EQUITIES INVESTMENT FIRM SINGLE MEMBER SA	15/05/2023		
AUTOHELLAS SA (CR)			Main Market	
	ALPHA FINANCE INVESTMENT SERVICES SINGLE MEMBER SA	01/07/2019		
	EUROXX SECURITIES S.A.	02/07/2018		
AVAX S.A. (CR)			Main Market	
	EUROBANK EQUITIES INVESTMENT FIRM SINGLE MEMBER SA	14/12/2015		
	PIRAEUS SECURITIES S. A.	01/02/2021		
AVE (CR)			Main Market	
	EUROXX SECURITIES S.A.	05/06/2020		
BRIQ PROPERTIES (CR)			Main Market	
	EUROBANK EQUITIES INVESTMENT FIRM SINGLE MEMBER SA	09/09/2019		
	LEON DEPOLAS SECURITIES S.A.	22/02/2021		
CC HBC AG (CR)			Main Market	
	BETA SECURITIES S.A.	08/03/2021		
	NATIONAL SECURITIES SINGLE MEMBER SA	02/01/1900		
	PIRAEUS SECURITIES S. A.	04/05/2015		
CENERGY HOLDINGS (CB)			Main Market	
	ALPHA FINANCE INVESTMENT SERVICES SINGLE MEMBER SA	02/01/2016		
	EUROBANK EQUITIES INVESTMENT FIRM SINGLE MEMBER SA	02/01/2016		
	OPTIMA BANK S.A.	14/03/2022		
	PANTELAKIS SECURITIES S.A.	27/12/2022		
CNL CAPITAL (CR)			Main Market	
	MERIT SECURITIES S.A	01/10/2018		
DIMAND (CR)			Main Market	
	ALPHA FINANCE INVESTMENT SERVICES SINGLE MEMBER SA	08/08/2022		
	EUROBANK EQUITIES INVESTMENT FIRM SINGLE MEMBER SA	08/08/2022		
	PANTELAKIS SECURITIES S.A.	15/05/2023		
EKTER SA (CR)			Main Market	
	BETA SECURITIES S.A.	26/09/2022		
	EUROBANK EQUITIES INVESTMENT FIRM SINGLE MEMBER SA	16/10/2017		
	LEON DEPOLAS SECURITIES S.A.	21/05/2018		
ELASTRON (CR)			Main Market	
	LEON DEPOLAS SECURITIES S.A.	20/02/2017		

## List of Stocks under Market Making operations

Securities	Stock Category
Market Maker	Start Market Making
<b>ELLAKTOR (CR)</b>	Main Market
ALPHA FINANCE INVESTMENT SERVICES SINGLE MEMBER SA	18/03/2019
EUROBANK EQUITIES INVESTMENT FIRM SINGLE MEMBER SA	01/06/2012
EUROXX SECURITIES S.A.	24/09/2018
NATIONAL SECURITIES SINGLE MEMBER SA	02/01/1900
PIRAEUS SECURITIES S. A.	22/10/2018
<b>ELTON SA (CR)</b>	Main Market
BETA SECURITIES S.A.	03/09/2012
EUROBANK EQUITIES INVESTMENT FIRM SINGLE MEMBER SA	28/11/2022
OPTIMA BANK S.A.	30/01/2023
<b>ELVALHALCOR (CR)</b>	Main Market
ALPHA FINANCE INVESTMENT SERVICES SINGLE MEMBER SA	07/05/2018
BETA SECURITIES S.A.	09/01/2023
EUROBANK EQUITIES INVESTMENT FIRM SINGLE MEMBER SA	07/05/2018
<b>ENTERSOFT (CR)</b>	Main Market
ALPHA FINANCE INVESTMENT SERVICES SINGLE MEMBER SA	23/03/2023
EUROBANK EQUITIES INVESTMENT FIRM SINGLE MEMBER SA	22/06/2020
<b>EUROBANK HOLDINGS (CR)</b>	Main Market
ALPHA FINANCE INVESTMENT SERVICES SINGLE MEMBER SA	09/01/2006
EUROBANK EQUITIES INVESTMENT FIRM SINGLE MEMBER SA	01/06/2012
GREENPOST TRADING EUROPE LTD	12/06/2023
HELLENIC AMERICAN SECURITIES S.A.	25/07/2014
LEON DEPOLAS SECURITIES S.A.	30/11/2018
MERIT SECURITIES S.A.	06/11/2017
NATIONAL SECURITIES SINGLE MEMBER SA	02/01/1900
PIRAEUS SECURITIES S. A.	28/09/2009
<b>EUROCONSULTANTS S.A. (CR)</b>	Main Market
OPTIMA BANK S.A.	01/02/2023
<b>EYDAP S.A. (CR)</b>	Main Market
ALPHA FINANCE INVESTMENT SERVICES SINGLE MEMBER SA	27/01/2020
EUROBANK EQUITIES INVESTMENT FIRM SINGLE MEMBER SA	10/06/2019
<b>FOURLIS (CR)</b>	Main Market
EUROBANK EQUITIES INVESTMENT FIRM SINGLE MEMBER SA	01/12/2016
PIRAEUS SECURITIES S. A.	06/03/2017
<b>GEK TERNA (CR)</b>	Main Market
BETA SECURITIES S.A.	08/03/2021
EUROBANK EQUITIES INVESTMENT FIRM SINGLE MEMBER SA	24/05/2021
PIRAEUS SECURITIES S. A.	29/08/2019
<b>GR. SARANTIS S.A. (CR)</b>	Main Market
BETA SECURITIES S.A.	14/05/2012
EUROBANK EQUITIES INVESTMENT FIRM SINGLE MEMBER SA	24/10/2016
<b>HELLENIC EXCHANGES-A.S.E. (CR)</b>	Main Market
HELLENIC AMERICAN SECURITIES S.A.	01/09/2014
NATIONAL SECURITIES SINGLE MEMBER SA	02/01/1900
PIRAEUS SECURITIES S. A.	04/05/2015
<b>HELLENIQ ENERGY (CR)</b>	Main Market
HELLENIC AMERICAN SECURITIES S.A.	14/09/2015
PIRAEUS SECURITIES S. A.	20/03/2017
<b>IDEAL HOLDINGS (CR)</b>	Main Market
EUROBANK EQUITIES INVESTMENT FIRM SINGLE MEMBER SA	07/06/2021
PIRAEUS SECURITIES S. A.	07/06/2021
<b>INTERCONTINENTAL (CR)</b>	Main Market
LEON DEPOLAS SECURITIES S.A.	03/06/2019
<b>INTERLIFE G.C.I.(CR)</b>	Main Market
BETA SECURITIES S.A.	24/10/2022
<b>INTERWOOD-XYLEMPORIA (CR)</b>	Main Market
EUROBANK EQUITIES INVESTMENT FIRM SINGLE MEMBER SA	05/07/2021
PANTELAKIS SECURITIES S.A.	01/07/2021
<b>INTRAKAT (CR)</b>	Main Market
BETA SECURITIES S.A.	04/10/2021
PANTELAKIS SECURITIES S.A.	10/10/2022
<b>JUMBO SA (CR)</b>	Main Market
BETA SECURITIES S.A.	01/02/2021
EUROBANK EQUITIES INVESTMENT FIRM SINGLE MEMBER SA	25/05/2020
GREENPOST TRADING EUROPE LTD	12/06/2023
MERIT SECURITIES S.A.	06/11/2017
PIRAEUS SECURITIES S. A.	06/03/2017
<b>KLOUKINAS - LAPPAS SA (CR)</b>	Main Market
OPTIMA BANK S.A.	02/01/2023

## List of Stocks under Market Making operations

Securities	Stock Category
Market Maker	Start Market Making
<b>KRI-KRI S.A. (CR)</b>	<b>Main Market</b>
EUROBANK EQUITIES INVESTMENT FIRM SINGLE MEMBER SA	07/05/2018
LEON DEPOLAS SECURITIES S.A.	16/01/2017
<b>LAMDA DEVELOPMENT SA (CR)</b>	<b>Main Market</b>
EUROBANK EQUITIES INVESTMENT FIRM SINGLE MEMBER SA	08/12/2014
PANTELAKIS SECURITIES S.A.	06/11/2017
PIRAEUS SECURITIES S. A.	29/06/2017
<b>LAMPSA HOTEL SA (CR)</b>	<b>Main Market</b>
LEON DEPOLAS SECURITIES S.A.	16/01/2017
<b>MIG (CR)</b>	<b>Main Market</b>
PIRAEUS SECURITIES S. A.	02/02/2009
<b>MOTOR OIL (CR)</b>	<b>Main Market</b>
BETA SECURITIES S.A.	08/03/2021
EUROBANK EQUITIES INVESTMENT FIRM SINGLE MEMBER SA	22/10/2006
GREENPOST TRADING EUROPE LTD	12/06/2023
LEON DEPOLAS SECURITIES S.A.	01/04/2019
MERIT SECURITIES S.A	25/02/2019
NATIONAL SECURITIES SINGLE MEMBER SA	02/01/1900
PIRAEUS SECURITIES S. A.	04/05/2015
<b>MPLE KEDROS (CR)</b>	<b>Main Market</b>
MERIT SECURITIES S.A	30/09/2022
<b>MYTILINEOS (CR)</b>	<b>Main Market</b>
ALPHA FINANCE INVESTMENT SERVICES SINGLE MEMBER SA	15/04/2019
BETA SECURITIES S.A.	11/04/2022
EUROBANK EQUITIES INVESTMENT FIRM SINGLE MEMBER SA	20/09/2017
GREENPOST TRADING EUROPE LTD	12/06/2023
MERIT SECURITIES S.A	25/02/2019
NATIONAL SECURITIES SINGLE MEMBER SA	02/01/1900
PIRAEUS SECURITIES S. A.	04/05/2015
<b>NATIONAL BANK (CR)</b>	<b>Main Market</b>
ALPHA FINANCE INVESTMENT SERVICES SINGLE MEMBER SA	09/01/2006
EUROBANK EQUITIES INVESTMENT FIRM SINGLE MEMBER SA	22/10/2006
GREENPOST TRADING EUROPE LTD	12/06/2023
HELLENIC AMERICAN SECURITIES S.A.	25/07/2014
LEON DEPOLAS SECURITIES S.A.	20/05/2015
MERIT SECURITIES S.A	03/09/2012
NATIONAL SECURITIES SINGLE MEMBER SA	02/01/1900
PIRAEUS SECURITIES S. A.	08/09/2008
<b>OPAP (CR)</b>	<b>Main Market</b>
ALPHA FINANCE INVESTMENT SERVICES SINGLE MEMBER SA	09/01/2006
BETA SECURITIES S.A.	11/04/2022
EUROBANK EQUITIES INVESTMENT FIRM SINGLE MEMBER SA	22/10/2006
GREENPOST TRADING EUROPE LTD	12/06/2023
HELLENIC AMERICAN SECURITIES S.A.	25/07/2014
MERIT SECURITIES S.A	20/03/2017
NATIONAL SECURITIES SINGLE MEMBER SA	02/01/1900
PIRAEUS SECURITIES S. A.	04/05/2015
<b>OTE (CR)</b>	<b>Main Market</b>
ALPHA FINANCE INVESTMENT SERVICES SINGLE MEMBER SA	09/01/2006
BETA SECURITIES S.A.	11/04/2022
EUROBANK EQUITIES INVESTMENT FIRM SINGLE MEMBER SA	22/10/2006
GREENPOST TRADING EUROPE LTD	12/06/2023
HELLENIC AMERICAN SECURITIES S.A.	25/07/2014
LEON DEPOLAS SECURITIES S.A.	20/04/2015
MERIT SECURITIES S.A	20/03/2017
NATIONAL SECURITIES SINGLE MEMBER SA	02/01/1900
PIRAEUS SECURITIES S. A.	08/09/2008
<b>P.P.A. S.A. (CR)</b>	<b>Main Market</b>
EUROBANK EQUITIES INVESTMENT FIRM SINGLE MEMBER SA	06/02/2019
<b>PAPOUTSANIS (CR)</b>	<b>Main Market</b>
BETA SECURITIES S.A.	25/11/2013
<b>PETROPOULOS PETROS (CR)</b>	<b>Main Market</b>
EUROBANK EQUITIES INVESTMENT FIRM SINGLE MEMBER SA	01/04/2019
PANTELAKIS SECURITIES S.A.	16/03/2020

## List of Stocks under Market Making operations

Securities	Stock Category
Market Maker	Start Market Making
<b>PIRAEUS FINANCIAL HOLD (CR)</b>	<b>Main Market</b>
ALPHA FINANCE INVESTMENT SERVICES SINGLE MEMBER SA	15/04/2019
EUROBANK EQUITIES INVESTMENT FIRM SINGLE MEMBER SA	22/10/2006
EUROXX SECURITIES S.A.	15/02/2016
GREENPOST TRADING EUROPE LTD	12/06/2023
HELLENIC AMERICAN SECURITIES S.A.	25/07/2014
LEON DEPOLAS SECURITIES S.A.	30/11/2018
MERIT SECURITIES S.A	16/09/2013
NATIONAL SECURITIES SINGLE MEMBER SA	02/01/1900
PIRAEUS SECURITIES S. A.	16/02/2009
<b>PPC (CR)</b>	<b>Main Market</b>
ALPHA FINANCE INVESTMENT SERVICES SINGLE MEMBER SA	09/01/2006
BETA SECURITIES S.A.	01/02/2021
EUROBANK EQUITIES INVESTMENT FIRM SINGLE MEMBER SA	22/10/2006
GREENPOST TRADING EUROPE LTD	12/06/2023
HELLENIC AMERICAN SECURITIES S.A.	01/09/2014
MERIT SECURITIES S.A	06/11/2017
NATIONAL SECURITIES SINGLE MEMBER SA	02/01/1900
PIRAEUS SECURITIES S. A.	28/09/2009
<b>PREMA (CR)</b>	<b>Main Market</b>
BETA SECURITIES S.A.	01/06/2021
LEON DEPOLAS SECURITIES S.A.	05/12/2022
PANTELAKIS SECURITIES S.A.	23/12/2021
<b>PROFILE SA (CR)</b>	<b>Main Market</b>
OPTIMA BANK S.A.	03/04/2023
PANTELAKIS SECURITIES S.A.	01/07/2019
<b>QUALITY &amp; RELIABILITY SA (CR)</b>	<b>Main Market</b>
OPTIMA BANK S.A.	03/01/2023
<b>QUEST HOLDINGS (CR)</b>	<b>Main Market</b>
BETA SECURITIES S.A.	26/03/2018
EUROBANK EQUITIES INVESTMENT FIRM SINGLE MEMBER SA	28/01/2019
<b>REVOIL (CR)</b>	<b>Main Market</b>
BETA SECURITIES S.A.	26/06/2023
<b>SIDMA STEEL (CR)</b>	<b>Main Market</b>
OPTIMA BANK S.A.	25/05/2023
<b>SPACE HELLAS SA (CR)</b>	<b>Main Market</b>
MERIT SECURITIES S.A	09/12/2022
<b>TECHNICAL OLYMPIC SA (CR)</b>	<b>Main Market</b>
BETA SECURITIES S.A.	04/04/2022
OPTIMA BANK S.A.	05/07/2023
<b>TERNA ENERGY (CR)</b>	<b>Main Market</b>
EUROBANK EQUITIES INVESTMENT FIRM SINGLE MEMBER SA	24/05/2021
PIRAEUS SECURITIES S. A.	09/12/2019
<b>THRACE PLASTICS SA (CR)</b>	<b>Main Market</b>
ALPHA FINANCE INVESTMENT SERVICES SINGLE MEMBER SA	26/03/2018
EUROBANK EQUITIES INVESTMENT FIRM SINGLE MEMBER SA	26/03/2018
<b>TITAN CEMENT (CB)</b>	<b>Main Market</b>
BETA SECURITIES S.A.	01/02/2021
EUROBANK EQUITIES INVESTMENT FIRM SINGLE MEMBER SA	06/11/2019
PIRAEUS SECURITIES S. A.	18/01/2021
<b>TZIRAKIAN PROFIL (CR)</b>	<b>Main Market</b>
LEON DEPOLAS SECURITIES S.A.	19/07/2021
<b>VIOHALCO SA/NV (CB)</b>	<b>Main Market</b>
ALPHA FINANCE INVESTMENT SERVICES SINGLE MEMBER SA	11/03/2008
EUROBANK EQUITIES INVESTMENT FIRM SINGLE MEMBER SA	04/03/2014
MERIT SECURITIES S.A	17/03/2014

Underlying Asset				Derivatives Market													
Price max	Price min	Closing price	change	Delivery Month	Open price	Price max	Price min	Last price	Closing price	Last Bid	Last Ask	Fixing price*	Life high	Life low	Trades	Volume	Open Interest
<b>FTSE/Athex Large Cap</b>				(Trade Unit: 1 Index Point x 2E, Cash Settlement)													
3,205.44	3,157.03	3,192.49	1.10%	July 2023	3,167.00	3,207.00	3,154.25	3,203.00	3,203.00	---	---	---	3,226.50	---	137	1,140	4,164
				August 2023	3,178.00	3,216.75	3,162.75	3,205.00	3,205.00	---	---	---	3,228.00	---	114	1,192	508
				September 2023	3,180.50	3,212.75	3,171.50	3,208.00	3,208.00	---	---	---	3,215.00	---	15	250	90
				December 2023	---	---	---	---	3,184.25	---	---	---	---	---	---	---	---
				March 2024	---	---	---	---	3,200.25	---	---	---	---	---	---	---	---
				June 2024	---	---	---	---	3,217.50	---	---	---	---	---	---	---	---
<b>FTSE/Athex Banks</b>				(Trade Unit: 1 Index Point x 15E, Cash Settlement)													
1,097.91	1,060.77	1,092.76	2.62%	September 2023	1,076.00	1,110.00	1,075.00	1,110.00	1,110.00	---	---	---	1,110.75	---	5	42	1,402
				December 2023	---	---	---	---	1,073.75	---	---	---	---	---	---	---	---
				March 2024	---	---	---	---	1,079.25	---	---	---	---	---	---	---	---
				June 2024	---	---	---	---	1,085.00	---	---	---	---	---	---	---	---
<b>MSCI GREECE REBASED</b>				(Trade Unit: 1 Index Point x 2E, Cash Settlement)													
5,092.74	5,004.55	5,056.98	0.96%	July 2023	4,950.00	4,950.00	4,950.00	4,950.00	4,950.00	---	---	---	5,035.50	---	1	1	81
				August 2023	---	---	---	---	4,855.00	---	---	---	5,034.50	---	---	---	290
				September 2023	---	---	---	---	4,790.50	---	---	---	4,920.50	---	---	---	300
				December 2023	---	---	---	---	5,012.25	---	---	---	5,012.25	---	---	---	10
				March 2024	---	---	---	---	5,076.50	---	---	---	---	---	---	---	---
				June 2024	---	---	---	---	5,103.75	---	---	---	---	---	---	---	---

Derivatives notes

Fixing prices and final open positions can be retrieved from the following path <http://www.helex.gr/el/web/guest/statistics-end-of-day-derivatives>

Underlying Asset				Derivatives Market													
Price max	Price min	Closing price	change	Delivery Month	Open price	Price max	Price min	Last price	Closing price	Last Bid	Last Ask	Fixing price*	Life high	Life low	Trades	Volume	Open Interest
<b>ADMIE (IPTO) HOLDING S.A. (CR)</b>				(Contract Size: 100 Securities, Physical Delivery)													
2.225	2.185	2.21	-0.67%	September 2023	2.21	2.24	2.18	2.20	2.20	---	---	---	2.32	---	38	422	15,770
				December 2023	---	---	---	---	2.24	---	---	---	---	---	---	---	---
				March 2024	---	---	---	---	2.25	---	---	---	---	---	---	---	---
				June 2024	---	---	---	---	2.27	---	---	---	---	---	---	---	---
<b>AEGEAN AIRLINES (CR)</b>				(Contract Size: 100 Securities, Physical Delivery)													
12.36	12	12.3	1.82%	September 2023	12.22	12.45	12.19	12.45	12.45	---	---	---	12.53	---	43	267	5,257
				December 2023	---	---	---	---	12.18	---	---	---	---	---	---	---	---
				March 2024	---	---	---	---	12.24	---	---	---	---	---	---	---	---
				June 2024	---	---	---	---	12.31	---	---	---	---	---	---	---	---
<b>ALPHA SERVICES HOLD (CR)</b>				(Contract Size: 100 Securities, Physical Delivery)													
1.629	1.583	1.607	0.78%	September 2023	1.61	1.65	1.60	1.64	1.64	---	---	---	1.65	---	243	7,552	253,499
				December 2023	---	---	---	---	1.62	---	---	---	1.65	---	---	---	460
				March 2024	---	---	---	---	1.62	---	---	---	---	---	---	---	---
				June 2024	---	---	---	---	1.62	---	---	---	---	---	---	---	---
<b>AUTOHELLAS SA (CR)</b>				(Contract Size: 100 Securities, Physical Delivery)													
14	13.44	13.44	-1.90%	September 2023	13.73	13.73	13.73	13.73	13.73	---	---	---	14.56	---	3	5	89
				December 2023	---	---	---	---	13.81	---	---	---	---	---	---	---	---
				March 2024	---	---	---	---	13.88	---	---	---	---	---	---	---	---
				June 2024	---	---	---	---	13.96	---	---	---	---	---	---	---	---
<b>AVAX S.A. (CR)</b>				(Contract Size: 100 Securities, Physical Delivery)													
1.778	1.73	1.75	1.51%	September 2023	1.79	1.80	1.74	1.80	1.80	---	---	---	1.80	---	16	54	1,159
				December 2023	---	---	---	---	1.74	---	---	---	---	---	---	---	---
				March 2024	---	---	---	---	1.75	---	---	---	---	---	---	---	---
				June 2024	---	---	---	---	1.76	---	---	---	---	---	---	---	---
<b>CC HBC AG (CR)</b>				(Contract Size: 100 Securities, Physical Delivery)													
27.38	27.13	27.24	0.33%	September 2023	27.40	27.57	27.36	27.44	27.44	---	---	---	28.81	---	14	143	1,444
				December 2023	---	---	---	---	27.38	---	---	---	---	---	---	---	---
				March 2024	---	---	---	---	27.52	---	---	---	---	---	---	---	---
				June 2024	---	---	---	---	27.66	---	---	---	---	---	---	---	---
<b>CENERGY HOLDINGS (CB)</b>				(Contract Size: 100 Securities, Physical Delivery)													
6.21	5.97	6.16	0.98%	September 2023	6.10	6.32	6.02	6.32	6.32	---	---	---	6.36	---	25	115	6,908
				December 2023	---	---	---	---	6.15	---	---	---	---	---	---	---	---
				March 2024	---	---	---	---	6.18	---	---	---	---	---	---	---	---
				June 2024	---	---	---	---	6.22	---	---	---	---	---	---	---	---

Derivatives notes

Fixing prices and final open positions can be retrieved from the following path <http://www.helex.gr/el/web/guest/statistics-end-of-day-derivatives>

Underlying Asset				Derivatives Market													
Price max	Price min	Closing price	change	Delivery Month	Open price	Price max	Price min	Last price	Closing price	Last Bid	Last Ask	Fixing price*	Life high	Life low	Trades	Volume	Open Interest
<b>ELLAKTOR (CR)</b>				(Contract Size: 100 Securities, Physical Delivery)													
2.515	2.43	2.495	3.10%	September 2023	2.46	2.53	2.46	2.53	2.53	---	---	---	2.54	---	4	17	502
				December 2023	---	---	---	---	2.44	---	---	---	---	---	---	---	---
				March 2024	---	---	---	---	2.45	---	---	---	---	---	---	---	---
				June 2024	---	---	---	---	2.47	---	---	---	---	---	---	---	---
<b>ELVALHALCOR (CR)</b>				(Contract Size: 100 Securities, Physical Delivery)													
2.09	2.01	2.055	-0.48%	September 2023	2.05	2.07	2.04	2.07	2.07	---	---	---	2.22	---	4	13	1,952
				December 2023	---	---	---	---	2.08	---	---	---	---	---	---	---	---
				March 2024	---	---	---	---	2.09	---	---	---	---	---	---	---	---
				June 2024	---	---	---	---	2.10	---	---	---	---	---	---	---	---
<b>EUROBANK HOLDINGS (CR)</b>				(Contract Size: 100 Securities, Physical Delivery)													
1.658	1.5835	1.6295	1.94%	September 2023	1.62	1.67	1.59	1.64	1.64	---	---	---	1.67	---	91	1,564	38,238
				December 2023	---	---	---	---	1.61	---	---	---	---	---	---	---	---
				March 2024	---	---	---	---	1.62	---	---	---	---	---	---	---	---
				June 2024	---	---	---	---	1.63	---	---	---	---	---	---	---	---
<b>EYDAP S.A. (CR)</b>				(Contract Size: 100 Securities, Physical Delivery)													
6.85	6.68	6.8	-0.88%	September 2023	6.85	6.88	6.76	6.84	6.84	---	---	---	7.18	---	18	52	1,105
				December 2023	---	---	---	---	6.92	---	---	---	---	---	---	---	---
				March 2024	---	---	---	---	6.95	---	---	---	---	---	---	---	---
				June 2024	---	---	---	---	6.99	---	---	---	---	---	---	---	---
<b>FOURLIS (CR)</b>				(Contract Size: 100 Securities, Physical Delivery)													
4.94	4.61	4.87	4.73%	September 2023	4.72	4.98	4.70	4.98	4.98	---	---	---	4.98	---	11	36	922
				December 2023	---	---	---	---	4.69	---	---	---	---	---	---	---	---
				March 2024	---	---	---	---	4.71	---	---	---	---	---	---	---	---
				June 2024	---	---	---	---	4.74	---	---	---	---	---	---	---	---
<b>GEK TERNA (CR)</b>				(Contract Size: 100 Securities, Physical Delivery)													
14.38	13.9	14.34	0.42%	September 2023	14.42	14.55	14.14	14.53	14.53	---	---	---	15.01	---	43	189	7,522
				December 2023	---	---	---	---	14.40	---	---	---	---	---	---	---	---
				March 2024	---	---	---	---	14.47	---	---	---	---	---	---	---	---
				June 2024	---	---	---	---	14.55	---	---	---	---	---	---	---	---
<b>HELLENIC EXCHANGES-A.S.E. (CR)</b>				(Contract Size: 100 Securities, Physical Delivery)													
5.92	5.73	5.89	2.26%	September 2023	5.85	5.98	5.85	5.98	5.98	---	---	---	6.05	---	40	362	10,022
				December 2023	---	---	---	---	5.81	---	---	---	---	---	---	---	---
				March 2024	---	---	---	---	5.84	---	---	---	---	---	---	---	---
				June 2024	---	---	---	---	5.87	---	---	---	---	---	---	---	---

Derivatives notes

Fixing prices and final open positions can be retrieved from the following path <http://www.helex.gr/el/web/guest/statistics-end-of-day-derivatives>



Underlying Asset				Derivatives Market													
Price max	Price min	Closing price	change	Delivery Month	Open price	Price max	Price min	Last price	Closing price	Last Bid	Last Ask	Fixing price*	Life high	Life low	Trades	Volume	Open Interest
<b>HELLENiQ ENERGY (CR)</b>				(Contract Size: 100 Securities, Physical Delivery)													
7.83	7.7	7.78	-0.77%	September 2023	7.90	7.91	7.83	7.85	7.85	---	---	---	8.11	---	4	14	1,142
				December 2023	---	---	---	---	7.91	---	---	---	---	---	---	---	---
				March 2024	---	---	---	---	7.95	---	---	---	---	---	---	---	---
				June 2024	---	---	---	---	7.99	---	---	---	---	---	---	---	---
<b>INTRACOM HOLDINGS (CR)</b>				(Contract Size: 106 Securities, Physical Delivery)													
2.105	2.055	2.105	1.94%	September 2023	2.13	2.15	2.08	2.14	2.14	---	---	---	2.16	2.07	34	105	3,694
				December 2023	---	---	---	---	2.08	---	---	---	---	---	---	---	---
				March 2024	---	---	---	---	2.09	---	---	---	---	---	---	---	---
				June 2024	---	---	---	---	2.10	---	---	---	---	---	---	---	---
<b>INTRAKAT (CR)</b>				(Contract Size: 100 Securities, Physical Delivery)													
3.08	2.925	3.08	4.41%	September 2023	2.95	3.10	2.93	3.08	3.08	---	---	---	3.10	---	161	1,205	9,601
				December 2023	---	---	---	---	2.97	---	---	---	---	---	---	---	---
				March 2024	---	---	---	---	2.99	---	---	---	---	---	---	---	---
				June 2024	---	---	---	---	3.01	---	---	---	---	---	---	---	---
<b>JUMBO SA (CR)</b>				(Contract Size: 100 Securities, Physical Delivery)													
27.96	27.22	27.6	-0.07%	September 2023	27.47	27.47	27.32	27.34	27.34	---	---	---	27.77	---	3	4	173
				December 2023	---	---	---	---	27.85	---	---	---	---	---	---	---	---
				March 2024	---	---	---	---	27.99	---	---	---	---	---	---	---	---
				June 2024	---	---	---	---	28.14	---	---	---	---	---	---	---	---
<b>LAMDA DEVELOPMENT SA (CR)</b>				(Contract Size: 100 Securities, Physical Delivery)													
7.2	7.03	7.18	-0.14%	September 2023	7.22	7.28	7.11	7.27	7.27	---	---	---	7.54	---	27	95	6,389
				December 2023	---	---	---	---	7.25	---	---	---	---	---	---	---	---
				March 2024	---	---	---	---	7.29	---	---	---	---	---	---	---	---
				June 2024	---	---	---	---	7.33	---	---	---	---	---	---	---	---
<b>MIG (CR)</b>				(Contract Size: 100 Securities, Physical Delivery)													
4.27	4.14	4.185	-0.59%	September 2023	4.19	4.19	4.19	4.19	4.19	---	---	---	5.10	---	1	1	60
				December 2023	---	---	---	---	4.25	---	---	---	---	---	---	---	---
				March 2024	---	---	---	---	4.27	---	---	---	---	---	---	---	---
				June 2024	---	---	---	---	4.29	---	---	---	---	---	---	---	---
<b>MOTOR OIL (CR)</b>				(Contract Size: 100 Securities, Physical Delivery)													
23.24	22.84	22.86	-0.69%	September 2023	23.38	23.38	23.13	23.13	23.13	---	---	---	24.55	---	12	27	1,711
				December 2023	---	---	---	---	23.21	---	---	---	---	---	---	---	---
				March 2024	---	---	---	---	23.33	---	---	---	---	---	---	---	---
				June 2024	---	---	---	---	23.45	---	---	---	---	---	---	---	---

Derivatives notes

Fixing prices and final open positions can be retrieved from the following path <http://www.helex.gr/el/web/guest/statistics-end-of-day-derivatives>

Underlying Asset				Derivatives Market													
Price max	Price min	Closing price	change	Delivery Month	Open price	Price max	Price min	Last price	Closing price	Last Bid	Last Ask	Fixing price*	Life high	Life low	Trades	Volume	Open Interest
<b>MYTILINEOS (CR)</b>				(Contract Size: 100 Securities, Physical Delivery)													
35	33.34	34.54	3.72%	September 2023	33.79	35.38	33.79	35.00	35.00	---	---	---	35.38	---	172	580	3,208
				December 2023	---	---	---	---	33.58	---	---	---	---	---	---	---	---
				March 2024	---	---	---	---	33.75	---	---	---	---	---	---	---	---
				June 2024	---	---	---	---	33.93	---	---	---	---	---	---	---	---
<b>NATIONAL BANK (CR)</b>				(Contract Size: 100 Securities, Physical Delivery)													
6.216	5.986	6.202	3.37%	September 2023	6.09	6.26	6.00	6.26	6.26	---	---	---	6.47	---	181	1,086	16,557
				December 2023	---	---	---	---	6.05	---	---	---	---	---	---	---	---
				March 2024	---	---	---	---	6.08	---	---	---	---	---	---	---	---
				June 2024	---	---	---	---	6.11	---	---	---	---	---	---	---	---
<b>OPAP (CR)</b>				(Contract Size: 103 Securities, Physical Delivery)													
16.13	15.85	15.94	-0.99%	September 2023	16.10	16.15	15.97	16.15	16.15	---	---	---	16.43	15.65	3	20	2,634
				December 2023	---	---	---	---	16.24	---	---	---	---	---	---	---	---
				March 2024	---	---	---	---	16.32	---	---	---	---	---	---	---	---
				June 2024	---	---	---	---	16.40	---	---	---	---	---	---	---	---
<b>OTE (CR)</b>				(Contract Size: 100 Securities, Physical Delivery)													
14.5	14.13	14.16	-1.94%	September 2023	14.60	14.60	14.31	14.41	14.41	---	---	---	15.55	---	139	512	12,233
				December 2023	---	---	---	---	14.56	---	---	---	---	---	---	---	---
				March 2024	---	---	---	---	14.63	---	---	---	---	---	---	---	---
				June 2024	---	---	---	---	14.71	---	---	---	---	---	---	---	---
<b>P.P.A. S.A. (CR)</b>				(Contract Size: 100 Securities, Physical Delivery)													
22.5	22.25	22.5	0.90%	September 2023	---	---	---	---	21.62	---	---	---	22.33	---	---	---	321
				December 2023	---	---	---	---	22.49	---	---	---	---	---	---	---	---
				March 2024	---	---	---	---	22.60	---	---	---	---	---	---	---	---
				June 2024	---	---	---	---	22.72	---	---	---	---	---	---	---	---
<b>PIRAEUS FINANCIAL HOLD (CR)</b>				(Contract Size: 100 Securities, Physical Delivery)													
3.522	3.342	3.522	5.39%	September 2023	3.38	3.57	3.36	3.55	3.55	---	---	---	3.57	---	284	5,368	73,973
				December 2023	---	---	---	---	3.37	---	---	---	---	---	---	---	---
				March 2024	---	---	---	---	3.39	---	---	---	---	---	---	---	---
				June 2024	---	---	---	---	3.41	---	---	---	---	---	---	---	---
<b>PPC (CR)</b>				(Contract Size: 100 Securities, Physical Delivery)													
10.46	10.12	10.4	1.46%	September 2023	10.31	10.61	10.31	10.60	10.60	---	---	---	10.81	---	76	407	28,519
				December 2023	---	---	---	---	10.34	---	---	---	---	---	---	---	---
				March 2024	---	---	---	---	10.39	---	---	---	---	---	---	---	---
				June 2024	---	---	---	---	10.44	---	---	---	---	---	---	---	---

Derivatives notes

Fixing prices and final open positions can be retrieved from the following path <http://www.helex.gr/el/web/guest/statistics-end-of-day-derivatives>

Underlying Asset				Derivatives Market													
Price max	Price min	Closing price	change	Delivery Month	Open price	Price max	Price min	Last price	Closing price	Last Bid	Last Ask	Fixing price*	Life high	Life low	Trades	Volume	Open Interest
<b>QUEST HOLDINGS (CR)</b>				(Contract Size: 100 Securities, Physical Delivery)													
6.55	6.43	6.45	0.00%	September 2023	6.56	6.59	6.50	6.50	6.50	---	---	---	6.77	---	6	24	144
				December 2023	---	---	---	---	6.50	---	---	---	---	---	---	---	---
				March 2024	---	---	---	---	6.54	---	---	---	---	---	---	---	---
				June 2024	---	---	---	---	6.57	---	---	---	---	---	---	---	---
<b>TERNA ENERGY (CR)</b>				(Contract Size: 100 Securities, Physical Delivery)													
18	17.6	17.79	-1.88%	September 2023	18.04	18.20	17.86	18.11	18.11	---	---	---	21.16	---	115	405	11,664
				December 2023	---	---	---	---	18.28	---	---	---	---	---	---	---	---
				March 2024	---	---	---	---	18.37	---	---	---	---	---	---	---	---
				June 2024	---	---	---	---	18.47	---	---	---	---	---	---	---	---
<b>TITAN CEMENT (CB)</b>				(Contract Size: 100 Securities, Physical Delivery)													
17.88	17.52	17.86	1.82%	September 2023	17.70	17.71	17.70	17.71	17.71	---	---	---	18.05	---	3	3	761
				December 2023	---	---	---	---	17.69	---	---	---	---	---	---	---	---
				March 2024	---	---	---	---	17.78	---	---	---	---	---	---	---	---
				June 2024	---	---	---	---	17.87	---	---	---	---	---	---	---	---
<b>VIOHALCO SA/NV (CB)</b>				(Contract Size: 100 Securities, Physical Delivery)													
5.86	5.73	5.8	0.69%	September 2023	5.88	5.91	5.80	5.91	5.91	---	---	---	6.28	---	33	124	6,280
				December 2023	---	---	---	---	5.81	---	---	---	---	---	---	---	---
				March 2024	---	---	---	---	5.84	---	---	---	---	---	---	---	---
				June 2024	---	---	---	---	5.87	---	---	---	---	---	---	---	---

Derivatives notes

Fixing prices and final open positions can be retrieved from the following path <http://www.helex.gr/el/web/guest/statistics-end-of-day-derivatives>

FTSE/Athex Large Cap

(Trade Unit: 1 Index Point x 2€ - Exercise Style: European, Cash Settlement)

Call Options																Put Options																	
July 2023								August 2023								Other Months		July 2023						August 2023					Other Months		Exercise Price		
Exercise Price	Open price	Price max	Price min	Last price	Closing price	Volume	Open Interest	Open price	Price max	Price min	Last price	Closing price	Volume	Open Interest	Volume	Open Interest	Open price	Price max	Price min	Last price	Closing price	Volume	Open Interest	Open price	Price max	Price min	Last price	Closing price	Volume	Open Interest		Volume	Open Interest
1,775	-	-	-	-	-	-	-	-	-	-	-	-	-	-	-	-	-	-	-	-	-	-	-	-	-	-	-	-	-	-	-	-	1,775
1,800	-	-	-	-	-	-	-	-	-	-	-	-	-	-	-	-	-	-	-	-	-	-	-	-	-	-	-	-	-	-	-	-	1,800
1,825	-	-	-	-	-	-	-	-	-	-	-	-	-	-	-	-	-	-	-	-	-	-	-	-	-	-	-	-	-	-	-	-	1,825
1,850	-	-	-	-	-	-	-	-	-	-	-	-	-	-	-	-	-	-	-	-	-	-	-	-	-	-	-	-	-	-	-	-	1,850
1,875	-	-	-	-	-	-	-	-	-	-	-	-	-	-	-	-	-	-	-	-	-	-	-	-	-	-	-	-	-	-	-	-	1,875
1,900	-	-	-	-	-	-	-	-	-	-	-	-	-	-	-	-	-	-	-	-	-	-	-	-	-	-	-	-	-	-	-	-	1,900
1,925	-	-	-	-	-	-	-	-	-	-	-	-	-	-	-	-	-	-	-	-	-	-	-	-	-	-	-	-	-	-	-	-	1,925
1,950	-	-	-	-	-	-	-	-	-	-	-	-	-	-	-	-	-	-	-	-	-	-	-	-	-	-	-	-	-	-	-	-	1,950
1,975	-	-	-	-	-	-	-	-	-	-	-	-	-	-	-	-	-	-	-	-	-	-	-	-	-	-	-	-	-	-	-	-	1,975
2,000	-	-	-	-	-	-	-	-	-	-	-	-	-	-	-	-	-	-	-	-	-	-	-	-	-	-	-	-	-	-	-	-	2,000
2,050	-	-	-	-	-	-	-	-	-	-	-	-	-	-	-	-	-	-	-	-	-	-	-	-	-	-	-	-	-	-	-	-	2,050
2,100	-	-	-	-	-	-	-	-	-	-	-	-	-	-	-	-	-	-	-	-	-	-	-	-	-	-	-	-	-	-	-	-	2,100
2,150	-	-	-	-	-	-	-	-	-	-	-	-	-	-	-	-	-	-	-	-	-	-	-	-	-	-	-	-	-	-	-	-	2,150
2,200	-	-	-	-	-	-	-	-	-	-	-	-	-	-	-	-	-	-	-	-	-	-	-	-	-	-	-	-	-	-	-	-	2,200
2,250	-	-	-	-	-	-	-	-	-	-	-	-	-	-	-	-	-	-	-	-	-	-	-	-	-	-	-	-	-	-	-	-	2,250
2,300	-	-	-	-	-	-	-	-	-	-	-	-	-	-	-	-	-	-	-	-	-	-	-	-	-	-	-	-	-	-	-	-	2,300
2,350	0.00	0.00	0.00	-	803.00	-	-	-	-	-	-	-	-	-	-	-	0.00	0.00	0.00	-	0.01	-	-	-	-	-	-	-	-	-	-	-	2,350
2,400	0.00	0.00	0.00	-	753.00	-	-	-	-	-	-	-	-	-	-	-	0.00	0.00	0.00	-	0.03	-	-	-	-	-	-	-	-	-	-	-	2,400
2,450	0.00	0.00	0.00	-	703.00	-	-	-	-	-	-	-	-	-	-	-	0.00	0.00	0.00	-	0.02	-	-	-	-	-	-	-	-	-	-	-	2,450
2,500	0.00	0.00	0.00	-	653.00	-	-	0.00	0.00	0.00	-	673.00	-	-	-	-	0.00	0.00	0.00	-	0.01	-	-	0.00	0.00	0.00	-	0.01	-	-	-	2,500	
2,550	0.00	0.00	0.00	-	603.00	-	-	0.00	0.00	0.00	-	623.00	-	-	-	-	0.00	0.00	0.00	-	0.01	-	-	0.00	0.00	0.00	-	0.01	-	-	-	2,550	
2,600	0.00	0.00	0.00	-	553.00	-	-	0.00	0.00	0.00	-	573.00	-	-	-	-	0.00	0.00	0.00	-	0.05	-	-	0.00	0.00	0.00	-	0.02	-	-	-	2,600	
2,650	0.00	0.00	0.00	-	503.00	-	-	0.00	0.00	0.00	-	523.00	-	-	-	-	0.00	0.00	0.00	-	0.01	-	-	0.00	0.00	0.00	-	0.06	-	-	-	2,650	
2,700	0.00	0.00	0.00	-	453.00	-	-	0.00	0.00	0.00	-	473.00	-	-	-	-	0.00	0.00	0.00	-	0.04	-	-	0.00	0.00	0.00	-	0.18	-	-	-	2,700	
2,750	0.00	0.00	0.00	-	403.00	-	-	0.00	0.00	0.00	-	424.00	-	-	-	-	0.00	0.00	0.00	-	0.02	-	-	0.00	0.00	0.00	-	0.48	-	-	-	2,750	
2,800	0.00	0.00	0.00	-	353.00	-	-	0.00	0.00	0.00	-	374.00	-	-	-	-	0.00	0.00	0.00	-	0.01	-	100	0.00	0.00	0.00	-	1.20	-	-	-	2,800	
2,850	0.00	0.00	0.00	-	303.00	-	-	0.00	0.00	0.00	-	326.00	-	-	-	-	0.00	0.00	0.00	-	0.01	-	20	0.00	0.00	0.00	-	2.60	-	-	-	2,850	
2,900	0.00	0.00	0.00	-	253.00	-	-	0.00	0.00	0.00	-	279.00	-	19	-	-	0.00	0.00	0.00	-	0.01	-	20	0.00	0.00	0.00	-	5.20	-	20	-	2,900	
2,950	0.00	0.00	0.00	-	203.00	-	82	0.00	0.00	0.00	-	233.00	-	20	-	-	0.00	0.00	0.00	-	0.01	-	12	0.00	0.00	0.00	-	9.70	-	-	-	2,950	
3,000	0.00	0.00	0.00	-	154.00	-	86	0.00	0.00	0.00	-	191.00	-	41	-	-	0.00	0.00	0.00	-	0.18	-	126	0.00	0.00	0.00	-	17.00	-	20	-	3,000	
3,050	0.00	0.00	0.00	-	105.00	-	38	0.00	0.00	0.00	-	152.00	-	20	-	-	0.00	0.00	0.00	-	1.50	-	81	0.00	0.00	0.00	-	28.00	-	29	-	3,050	
3,100	0.00	0.00	0.00	-	61.00	-	67	0.00	0.00	0.00	-	117.00	-	20	-	-	0.00	0.00	0.00	-	7.60	-	206	40.75	40.75	25.25	25.25	25.25	80	60	-	3,100	
3,150	0.00	0.00	0.00	-	28.00	-	218	0.00	0.00	0.00	-	88.00	-	21	-	-	12.00	0.00	12.00	12.00	12.00	12.00	1	158	59.50	59.50	41.50	41.50	41.50	60	122	-	3,150
3,200	11.75	11.75	11.75	11.75	11.75	3	99	0.00	0.00	0.00	-	63.50	-	500	-	-	25.00	11.75	25.00	25.00	25.00	25.00	20	40	82.00	82.00	82.00	82.00	82.00	1	500	-	3,200
3,250	0.00	0.00	0.00	-	2.20	-	56	50.50	50.50	50.50	50.50	50.50	20	40	-	-	0.00	0.00	0.00	-	98.50	-	20	111.00	116.00	86.50	86.50	86.50	60	60	-	3,250	
3,300	0.00	0.00	0.00	-	0.35	-	-	0.00	0.00	0.00	-	30.00	-	-	-	-	0.00	0.00	0.00	-	147.00	-	-	0.00	0.00	0.00	-	156.00	-	-	-	3,300	

FTSE/Athex Large Cap

(Trade Unit: 1 Index Point x 2€ - Exercise Style: European, Cash Settlement)

Call Options															Put Options																			
July 2023								August 2023							Other Months		July 2023						August 2023					Other Months		Exercise Price				
Exerise Price	Open price	Price max	Price min	Last price	Closing price	Volume	Open Interest	Open price	Price max	Price min	Last price	Closing price	Volume	Open Interest	Volume	Open Interest	Open price	Price max	Price min	Last price	Closing price	Volume	Open Interest	Open price	Price max	Price min	Last price	Closing price	Volume		Open Interest	Volume	Open Interest	
3,350	0.00	0.00	0.00	-	0.04	-	-	0.00	0.00	0.00	-	19.50	-	-			0.00	0.00	0.00	-	196.00	-	-	0.00	0.00	0.00	-	195.00	-	-			3,350	
3,400	0.00	0.00	0.00	-	0.91	-	-	0.00	0.00	0.00	-	12.25	-	-			0.00	0.00	0.00	-	246.00	-	-	0.00	0.00	0.00	-	238.00	-	-			3,400	
3,450	0.00	0.00	0.00	-	0.20	-	-	0.00	0.00	0.00	-	7.30	-	-			0.00	0.00	0.00	-	296.00	-	-	0.00	0.00	0.00	-	283.00	-	-			3,450	
Totals:						3	646							20	681	0	0							21	783						201	811	0	0
Number of Trades:						1							1	0								2						11	0					

ALPHA SERVICES HOLD (CR)

(Contract Size: 100 Securities, Exercise Style: American, Physical Delivery)

Call Options															Put Options																		
Exercise Price	July 2023						August 2023						Other Months		July 2023					August 2023					Other Months		Exercise Price						
	Open price	Price max	Price min	Last price	Closing price	Volume	Open Interest	Open price	Price max	Price min	Last price	Closing price	Volume	Open Interest	Volume	Open Interest	Open price	Price max	Price min	Last price	Closing price	Volume	Open Interest	Open price	Price max	Price min		Last price	Closing price	Volume	Open Interest	Volume	Open Interest
0.550						-	-																										0.006
0.600						-	-																										0.006
0.650						-	-																										0.007
0.700						-	-																										0.007
0.750						-	-																										0.008
0.800	0.000	0.000	0.000		0.790	-	-										0.000	0.000	0.000		0.002	-	-									0.008	
0.850	0.000	0.000	0.000		0.740	-	-	0.000	0.000	0.000		0.742	-	-		0.000	0.000	0.000		0.001	-	-	0.000	0.000	0.000		0.001	-	-		0.009		
0.900	0.000	0.000	0.000		0.690	-	-	0.000	0.000	0.000		0.692	-	-		0.000	0.000	0.000		0.001	-	-	0.000	0.000	0.000		0.001	-	-		0.009		
0.950	0.000	0.000	0.000		0.640	-	-	0.000	0.000	0.000		0.642	-	-		0.000	0.000	0.000		0.001	-	-	0.000	0.000	0.000		0.001	-	-		0.010		
1.000	0.000	0.000	0.000		0.590	-	-	0.000	0.000	0.000		0.592	-	-		0.000	0.000	0.000		0.001	-	-	0.000	0.000	0.000		0.002	-	-		0.010		
1.100	0.000	0.000	0.000		0.490	-	-	0.000	0.000	0.000		0.492	-	-		0.000	0.000	0.000		0.001	-	-	0.000	0.000	0.000		0.001	-	-		0.011		
1.200	0.000	0.000	0.000		0.390	-	-	0.000	0.000	0.000		0.393	-	-		0.000	0.000	0.000		0.001	-	-	0.000	0.000	0.000		0.001	-	-		0.012		
1.300	0.000	0.000	0.000		0.290	-	-	0.000	0.000	0.000		0.295	-	-		0.000	0.000	0.000		0.001	-	-	0.000	0.000	0.000		0.003	-	-		0.013		
1.400	0.000	0.000	0.000		0.192	-	5	0.000	0.000	0.000		0.204	-	-		0.000	0.000	0.000		0.002	-	-	0.000	0.000	0.000		0.012	-	-		0.014		
1.500	0.000	0.000	0.000		0.104	-	10	0.000	0.000	0.000		0.128	-	-		0.000	0.000	0.000		0.013	-	-	0.000	0.000	0.000		0.035	-	-		0.015		
1.600	0.000	0.000	0.000		0.042	-	-	0.000	0.000	0.000		0.071	-	-		0.000	0.000	0.000		0.051	-	-	0.000	0.000	0.000		0.078	-	-		0.016		
1.700	0.000	0.000	0.000		0.012	-	-	0.000	0.000	0.000		0.035	-	-		0.000	0.000	0.000		0.121	-	-	0.000	0.000	0.000		0.142	-	-		0.017		
1.800	0.000	0.000	0.000		0.002	-	-	0.000	0.000	0.000		0.015	-	-		0.000	0.000	0.000		0.212	-	-	0.000	0.000	0.000		0.223	-	-		0.018		
1.900	0.000	0.000	0.000		0.003	-	-	0.000	0.000	0.000		0.006	-	-		0.000	0.000	0.000		0.310	-	-	0.000	0.000	0.000		0.314	-	-		0.019		
2.000	0.000	0.000	0.000		0.001	-	-	0.000	0.000	0.000		0.002	-	-		0.000	0.000	0.000		0.410	-	-	0.000	0.000	0.000		0.411	-	-		0.020		
2.200	0.000	0.000	0.000		0.001	-	-	0.000	0.000	0.000		0.001	-	-		0.000	0.000	0.000		0.610	-	-	0.000	0.000	0.000		0.610	-	-		0.022		
Totals:						0	15						0	0							0	0									0	0	
Number of Trades:							0						0								0.00										0	0	

NATIONAL BANK (CR)

(Contract Size: 100 Securities, Exercise Style: American, Physical Delivery)

Call Options																Put Options																	
July 2023								August 2023								Other Months		July 2023						August 2023						Other Months		Exercise Price	
Exercise Price	Open price	Price max	Price min	Last price	Closing price	Volume	Open Interest	Open price	Price max	Price min	Last price	Closing price	Volume	Open Interest	Volume	Open Interest	Open price	Price max	Price min	Last price	Closing price	Volume	Open Interest	Open price	Price max	Price min	Last price	Closing price	Volume	Open Interest	Volume		Open Interest
2.000						-	-							-	-																		0.020
2.200						-	-							-	-																		0.022
2.400						-	-							-	-																		0.024
2.600						-	-							-	-																		0.026
2.800						-	-							-	-																		0.028
3.000						-	-							-	-																		0.030
3.200	0.000	0.000	0.000		2.80	-	-							-	-		0.000	0.000	0.000		0.001	-	-									0.032	
3.400	0.000	0.000	0.000		2.60	-	-							-	-		0.000	0.000	0.000		0.001	-	-									0.034	
3.600	0.000	0.000	0.000		2.40	-	-	0.000	0.000	0.000		2.41	-	-		0.000	0.000	0.000		0.001	-	-	0.000	0.000	0.000		0.001	-	-			0.036	
3.800	0.000	0.000	0.000		2.20	-	-	0.000	0.000	0.000		2.21	-	-		0.000	0.000	0.000		0.001	-	-	0.000	0.000	0.000		0.001	-	-			0.038	
4.000	0.000	0.000	0.000		2.00	-	-	0.000	0.000	0.000		2.01	-	-		0.000	0.000	0.000		0.001	-	-	0.000	0.000	0.000		0.001	-	-			0.040	
4.400	0.000	0.000	0.000		1.60	-	-	0.000	0.000	0.000		1.61	-	-		0.000	0.000	0.000		0.001	-	-	0.000	0.000	0.000		0.001	-	-			0.044	
4.800	0.000	0.000	0.000		1.20	-	-	0.000	0.000	0.000		1.22	-	-		0.000	0.000	0.000		0.001	-	-	0.000	0.000	0.000		0.007	-	-			0.048	
5.200	0.000	0.000	0.000		0.801	-	-	0.000	0.000	0.000		0.846	-	-		0.000	0.000	0.000		0.003	-	-	0.000	0.000	0.000		0.036	-	-			0.052	
5.600	0.000	0.000	0.000		0.409	-	-	0.000	0.000	0.000		0.527	-	-		0.000	0.000	0.000		0.008	-	10	0.000	0.000	0.000		0.117	-	-			0.056	
6.000	0.000	0.000	0.000		0.111	-	8	0.000	0.000	0.000		0.290	-	5		0.000	0.000	0.000		0.110	-	-	0.000	0.000	0.000		0.280	-	-			0.060	
6.400	0.000	0.000	0.000		0.011	-	-	0.000	0.000	0.000		0.140	-	-		0.000	0.000	0.000		0.410	-	-	0.000	0.000	0.000		0.530	-	-			0.064	
6.800	0.000	0.000	0.000		0.010	-	-	0.000	0.000	0.000		0.060	-	-		0.000	0.000	0.000		0.800	-	-	0.000	0.000	0.000		0.851	-	-			0.068	
7.200	0.000	0.000	0.000		0.001	-	-	0.000	0.000	0.000		0.022	-	-		0.000	0.000	0.000		1.20	-	-	0.000	0.000	0.000		1.21	-	-			0.072	
7.600	0.000	0.000	0.000		0.001	-	-	0.000	0.000	0.000		0.007	-	-		0.000	0.000	0.000		1.60	-	-	0.000	0.000	0.000		1.60	-	-			0.076	
8.000	0.000	0.000	0.000		0.001	-	-	0.000	0.000	0.000		0.002	-	-		0.000	0.000	0.000		2.00	-	-	0.000	0.000	0.000		2.00	-	-			0.080	
8.400	0.000	0.000	0.000		0.001	-	-	0.000	0.000	0.000		0.001	-	-		0.000	0.000	0.000		2.40	-	-	0.000	0.000	0.000		2.40	-	-			0.084	
Totals:						0	8							0	5	0	0															0	270
Number of Trades:						0								0		0																0	

OPAP (CR)

(Contract Size: 100 Securities, Exercise Style: American, Physical Delivery)

Exerise Price	Call Options														Volume	Open Interest	Volume	Open Interest	Exerise Price									
	July 2023					August 2023					Other Months									Put Options								
	Open price	Price max	Price min	Last price	Closing price	Volume	Open Interest	Open price	Price max	Price min	Last price	Closing price	Volume	Open Interest						Open price	Price max	Price min	Last price	Closing price	Volume	Open Interest	Volume	Open Interest
8.800						-	-																		0.088			
9.200						-	-																			0.092		
9.600						-	-																			0.096		
9.730	0.000	0.000	0.000		6.37	-	-								0.000	0.000	0.000		0.001	-	-					0.097		
10.000						-	-																			0.100		
10.710	0.000	0.000	0.000		5.39	-	-								0.000	0.000	0.000		0.001	-	-					0.107		
11.000	0.000	0.000	0.000		5.10	-	-	0.000	0.000	0.000		5.12	-	-	0.000	0.000	0.000		0.001	-	-	0.000	0.000	0.000	0.005	-	-	0.110
11.680	0.000	0.000	0.000		4.42	-	-								0.000	0.000	0.000		0.001	-	-						0.117	
12.000	0.000	0.000	0.000		4.10	-	-	0.000	0.000	0.000		4.12	-	-	0.000	0.000	0.000		0.001	-	-	0.000	0.000	0.000	0.001	-	-	0.120
12.650	0.000	0.000	0.000		3.45	-	-								0.000	0.000	0.000		0.001	-	-						0.127	
13.000	0.000	0.000	0.000		3.10	-	-	0.000	0.000	0.000		3.12	-	-	0.000	0.000	0.000		0.001	-	-	0.000	0.000	0.000	0.001	-	-	0.130
13.630	0.000	0.000	0.000		2.47	-	-								0.000	0.000	0.000		0.001	-	-						0.136	
14.000	0.000	0.000	0.000		2.10	-	-	0.000	0.000	0.000		2.13	-	-	0.000	0.000	0.000		0.003	-	-	0.000	0.000	0.000	0.006	-	-	0.140
14.600	0.000	0.000	0.000		1.50	-	-								0.000	0.000	0.000		0.001	-	15						0.146	
15.000	0.000	0.000	0.000		1.10	-	-	0.000	0.000	0.000		1.20	-	-	0.000	0.000	0.000		0.002	-	-	0.000	0.000	0.000	0.075	-	-	0.150
15.570	0.000	0.000	0.000		0.554	-	60								0.000	0.000	0.000		0.021	-	-						0.156	
16.000	0.000	0.000	0.000		0.227	-	-	0.000	0.000	0.000		0.499	-	-	0.000	0.000	0.000		0.124	-	-	0.000	0.000	0.000	0.372	-	-	0.160
16.550	0.000	0.000	0.000		0.035	-	6								0.000	0.000	0.000		0.482	-	-						0.166	
17.000	0.000	0.000	0.000		0.003	-	-	0.000	0.000	0.000		0.137	-	15	0.000	0.000	0.000		0.902	-	-	0.000	0.000	0.000	1.01	-	-	0.170
17.520	0.000	0.000	0.000		0.004	-	-								0.000	0.000	0.000		1.42	-	-						0.175	
18.000	0.000	0.000	0.000		0.001	-	-	0.000	0.000	0.000		0.024	-	-	0.000	0.000	0.000		1.90	-	-	0.000	0.000	0.000	1.91	-	-	0.180
18.490	0.000	0.000	0.000		0.001	-	-								0.000	0.000	0.000		2.39	-	-						0.185	
19.000	0.000	0.000	0.000		0.001	-	-	0.000	0.000	0.000		0.003	-	-	0.000	0.000	0.000		2.90	-	-	0.000	0.000	0.000	2.90	-	-	0.190
19.470	0.000	0.000	0.000		0.001	-	-								0.000	0.000	0.000		3.37	-	-						0.195	
20.000	0.000	0.000	0.000		0.001	-	-	0.000	0.000	0.000		0.001	-	-	0.000	0.000	0.000		3.90	-	-	0.000	0.000	0.000	3.90	-	-	0.200
21.410	0.000	0.000	0.000		0.001	-	-								0.000	0.000	0.000		5.31	-	-						0.214	
22.000	0.000	0.000	0.000		0.001	-	-	0.000	0.000	0.000		0.003	-	-	0.000	0.000	0.000		5.90	-	-	0.000	0.000	0.000	5.90	-	-	0.220
23.360	0.000	0.000	0.000		0.001	-	-								0.000	0.000	0.000		7.26	-	-						0.234	
24.000						-	-	0.000	0.000	0.000		0.001	-	-								0.000	0.000	0.000	7.90	-	-	0.240
Totals:						0	66					0	15	0	0				0	15				0	60	0	0	
Number of Trades:						0						0		0					0.00					0		0		



OTE (CR)

(Contract Size: 100 Securities, Exercise Style: American, Physical Delivery)

Call Options														Put Options																					
Exercise Price	July 2023						August 2023						Other Months		July 2023						August 2023						Other Months		Exercise Price						
	Open price	Price max	Price min	Last price	Closing price	Volume	Open Interest	Open price	Price max	Price min	Last price	Closing price	Volume	Open Interest	Volume	Open Interest	Open price	Price max	Price min	Last price	Closing price	Volume	Open Interest	Open price	Price max	Price min	Last price	Closing price		Volume	Open Interest	Volume	Open Interest		
9.200	0.000	0.000	0.000		5.24	-	-									0.000	0.000	0.000		0.001	-	-											0.092		
9.600	0.000	0.000	0.000		4.84	-	-	0.000	0.000	0.000		4.86	-	-		0.000	0.000	0.000		0.001	-	-	0.000	0.000	0.000		0.001	-	-				0.096		
10.000	0.000	0.000	0.000		4.44	-	-	0.000	0.000	0.000		4.46	-	-		0.000	0.000	0.000		0.001	-	-	0.000	0.000	0.000		0.001	-	-				0.100		
11.000	0.000	0.000	0.000		3.44	-	-	0.000	0.000	0.000		3.46	-	-		0.000	0.000	0.000		0.001	-	-	0.000	0.000	0.000		0.001	-	-				0.110		
12.000	0.000	0.000	0.000		2.44	-	-	0.000	0.000	0.000		2.46	-	-		0.000	0.000	0.000		0.001	-	-	0.000	0.000	0.000		0.001	-	-				0.120		
13.000	0.000	0.000	0.000		1.44	-	-	0.000	0.000	0.000		1.48	-	-		0.000	0.000	0.000		0.001	-	5	0.000	0.000	0.000		0.019	-	-				0.130		
14.000	0.000	0.000	0.000		0.470	-	1	0.000	0.000	0.000		0.649	-	-		0.000	0.000	0.000		0.027	-	-	0.000	0.000	0.000		0.184	-	-				0.140		
15.000	0.000	0.000	0.000		0.017	-	20	0.155	0.155	0.155	0.155	0.155	2	-		0.000	0.000	0.000		0.575	-	-	0.000	0.000	0.000		0.710	-	-				0.150		
16.000	0.000	0.000	0.000		0.001	-	-	0.000	0.000	0.000		0.026	-	-		0.000	0.000	0.000		1.56	-	-	0.000	0.000	0.000		1.57	-	-				0.160		
17.000	0.000	0.000	0.000		0.002	-	-	0.000	0.000	0.000		0.002	-	-		0.000	0.000	0.000		2.56	-	-	0.000	0.000	0.000		2.56	-	-				0.170		
18.000	0.000	0.000	0.000		0.002	-	-	0.000	0.000	0.000		0.001	-	-		0.000	0.000	0.000		3.56	-	-	0.000	0.000	0.000		3.56	-	-				0.180		
19.000	0.000	0.000	0.000		0.001	-	-	0.000	0.000	0.000		0.001	-	-		0.000	0.000	0.000		4.56	-	-	0.000	0.000	0.000		4.56	-	-				0.190		
20.000	0.000	0.000	0.000		0.001	-	-	0.000	0.000	0.000		0.001	-	-		0.000	0.000	0.000		5.56	-	-	0.000	0.000	0.000		5.56	-	-				0.200		
22.000	0.000	0.000	0.000		0.001	-	-	0.000	0.000	0.000		0.001	-	-		0.000	0.000	0.000		7.56	-	-	0.000	0.000	0.000		7.56	-	-				0.220		
Totals:						0	21							2	0	0	0							0	5							0	0	0	0
Number of Trades:						0							1	0							0.00							0							0

PIRAEUS FINANCIAL HOLD (CR)

(Contract Size: 100 Securities, Exercise Style: American, Physical Delivery)

Call Options														Put Options																		
July 2023							August 2023							Other Months		July 2023							August 2023							Other Months		Exercise Price
Open price	Price max	Price min	Last price	Closing price	Volume	Open Interest	Open price	Price max	Price min	Last price	Closing price	Volume	Open Interest	Volume	Open Interest	Open price	Price max	Price min	Last price	Closing price	Volume	Open Interest	Open price	Price max	Price min	Last price	Closing price	Volume	Open Interest	Volume	Open Interest	
0.750					-	-						-	-									-	-									0.008
0.800					-	-						-	-									-	-									0.008
0.850					-	-						-	-									-	-									0.009
0.900					-	-						-	-									-	-									0.009
0.950					-	-						-	-									-	-									0.010
1.000					-	-						-	-									-	-									0.010
1.100					-	-						-	-									-	-									0.011
1.200					-	-						-	-									-	-									0.012
1.300					-	-						-	-									-	-									0.013
1.400					-	-						-	-									-	-									0.014
1.500					-	-						-	-									-	-									0.015
1.600	0.000	0.000	0.000		1.74	-	-					-	-			0.000	0.000	0.000		0.001	-	-									0.016	
1.700	0.000	0.000	0.000		1.64	-	-	0.000	0.000	0.000		1.64	-	-		0.000	0.000	0.000		0.001	-	-	0.000	0.000	0.000		0.001	-	-		0.017	
1.800	0.000	0.000	0.000		1.54	-	-	0.000	0.000	0.000		1.54	-	-		0.000	0.000	0.000		0.001	-	-	0.000	0.000	0.000		0.001	-	-		0.018	
1.900	0.000	0.000	0.000		1.44	-	-	0.000	0.000	0.000		1.44	-	-		0.000	0.000	0.000		0.001	-	-	0.000	0.000	0.000		0.001	-	-		0.019	
2.000	0.000	0.000	0.000		1.34	-	-	0.000	0.000	0.000		1.34	-	-		0.000	0.000	0.000		0.001	-	-	0.000	0.000	0.000		0.001	-	-		0.020	
2.200	0.000	0.000	0.000		1.14	-	-	0.000	0.000	0.000		1.14	-	-		0.000	0.000	0.000		0.001	-	-	0.000	0.000	0.000		0.001	-	-		0.022	
2.400	0.000	0.000	0.000		0.941	-	-	0.000	0.000	0.000		0.944	-	-		0.000	0.000	0.000		0.001	-	-	0.000	0.000	0.000		0.001	-	-		0.024	
2.600	0.000	0.000	0.000		0.741	-	-	0.000	0.000	0.000		0.746	-	-		0.000	0.000	0.000		0.005	-	-	0.000	0.000	0.000		0.002	-	-		0.026	
2.800	0.000	0.000	0.000		0.541	-	-	0.000	0.000	0.000		0.555	-	1		0.000	0.000	0.000		0.001	-	-	0.000	0.000	0.000		0.010	-	-		0.028	
3.000	0.000	0.000	0.000		0.341	-	-	0.000	0.000	0.000		0.380	-	-		0.000	0.000	0.000		0.001	-	-	0.000	0.000	0.000		0.035	-	-		0.030	
3.200	0.000	0.000	0.000		0.156	-	150	0.000	0.000	0.000		0.236	-	3		0.000	0.000	0.000		0.015	-	-	0.000	0.000	0.000		0.091	-	-		0.032	
3.400	0.000	0.000	0.000		0.038	-	-	0.000	0.000	0.000		0.132	-	-		0.000	0.000	0.000		0.097	-	-	0.000	0.000	0.000		0.186	-	-		0.034	
3.600	0.000	0.000	0.000		0.004	-	-	0.000	0.000	0.000		0.065	-	-		0.000	0.000	0.000		0.263	-	-	0.000	0.000	0.000		0.320	-	-		0.036	
3.800	0.000	0.000	0.000		0.004	-	-	0.000	0.000	0.000		0.029	-	-		0.000	0.000	0.000		0.460	-	-	0.000	0.000	0.000		0.484	-	-		0.038	
4.000	0.000	0.000	0.000		0.001	-	-	0.000	0.000	0.000		0.012	-	-		0.000	0.000	0.000		0.660	-	-	0.000	0.000	0.000		0.667	-	-		0.040	
4.400	0.000	0.000	0.000		0.001	-	-	0.000	0.000	0.000		0.001	-	-		0.000	0.000	0.000		1.06	-	-	0.000	0.000	0.000		1.06	-	-		0.044	
4.800	0.000	0.000	0.000		0.001	-	-	0.000	0.000	0.000		0.001	-	-		0.000	0.000	0.000		1.46	-	-	0.000	0.000	0.000		1.46	-	-		0.048	
Totals:					0	150						0	4	0	0						0	0						0	0	0	0	
Number of Trades:					0							0		0								0.00						0		0		

PPC (CR)

(Contract Size: 100 Securities, Exercise Style: American, Physical Delivery)

Exercise Price	Call Options														Put Options																			
	July 2023							August 2023							Other Months		July 2023							August 2023							Other Months		Exercise Price	
	Open price	Price max	Price min	Last price	Closing price	Volume	Open Interest	Open price	Price max	Price min	Last price	Closing price	Volume	Open Interest	Volume	Open Interest	Open price	Price max	Price min	Last price	Closing price	Volume	Open Interest	Open price	Price max	Price min	Last price	Closing price	Volume	Open Interest	Volume	Open Interest		
3.600						-	-							-	-																			
3.800						-	-							-	-																			0.038
4.000						-	-							-	-																			0.040
4.400						-	-							-	-																			0.044
4.800						-	-							-	-																			0.048
5.200						-	-							-	-																			0.052
5.600						-	-							-	-																			0.056
6.000	0.000	0.000	0.000		4.25	-	-	0.000	0.000	0.000		4.26	-	-		0.000	0.000	0.000		0.001	-	-		0.000	0.000	0.000		0.001	-	-		0.060		
6.400	0.000	0.000	0.000		3.85	-	-	0.000	0.000	0.000		3.86	-	-		0.000	0.000	0.000		0.001	-	-		0.000	0.000	0.000		0.001	-	-		0.064		
6.800	0.000	0.000	0.000		3.45	-	-	0.000	0.000	0.000		3.46	-	-		0.000	0.000	0.000		0.001	-	-		0.000	0.000	0.000		0.001	-	-		0.068		
7.200	0.000	0.000	0.000		3.05	-	-	0.000	0.000	0.000		3.06	-	-		0.000	0.000	0.000		0.001	-	-		0.000	0.000	0.000		0.001	-	-		0.072		
7.600	0.000	0.000	0.000		2.65	-	-	0.000	0.000	0.000		2.67	-	-		0.000	0.000	0.000		0.003	-	-		0.000	0.000	0.000		0.002	-	-		0.076		
8.000	0.000	0.000	0.000		2.25	-	-	0.000	0.000	0.000		2.27	-	-		0.000	0.000	0.000		0.001	-	-		0.000	0.000	0.000		0.007	-	-		0.080		
8.400	0.000	0.000	0.000		1.85	-	-	0.000	0.000	0.000		1.88	-	-		0.000	0.000	0.000		0.001	-	-		0.000	0.000	0.000		0.019	-	-		0.084		
8.800	0.000	0.000	0.000		1.45	-	-	0.000	0.000	0.000		1.52	-	-		0.000	0.000	0.000		0.001	-	-		0.000	0.000	0.000		0.051	-	-		0.088		
9.200	0.000	0.000	0.000		1.05	-	22	0.000	0.000	0.000		1.18	-	-		0.000	0.000	0.000		0.001	-	6		0.000	0.000	0.000		0.110	-	-		0.092		
9.600	0.000	0.000	0.000		0.665	-	5	0.000	0.000	0.000		0.873	-	22		0.000	0.000	0.000		0.013	-	5		0.000	0.000	0.000		0.207	-	-		0.096		
10.000	0.000	0.000	0.000		0.330	-	30	0.000	0.000	0.000		0.624	-	-		0.000	0.000	0.000		0.078	-	20		0.000	0.000	0.000		0.357	-	-		0.100		
11.000	0.000	0.000	0.000		0.011	-	7	0.000	0.000	0.000		0.217	-	57		0.000	0.000	0.000		0.759	-	-		0.000	0.000	0.000		0.951	-	-		0.110		
12.000	0.000	0.000	0.000		0.002	-	-	0.000	0.000	0.000		0.058	-	-		0.000	0.000	0.000		1.75	-	-		0.000	0.000	0.000		1.79	-	-		0.120		
13.000	0.000	0.000	0.000		0.001	-	-	0.000	0.000	0.000		0.011	-	-		0.000	0.000	0.000		2.75	-	-		0.000	0.000	0.000		2.75	-	-		0.130		
14.000	0.000	0.000	0.000		0.001	-	-	0.000	0.000	0.000		0.002	-	-		0.000	0.000	0.000		3.75	-	-		0.000	0.000	0.000		3.75	-	-		0.140		
15.000	0.000	0.000	0.000		0.001	-	-	0.000	0.000	0.000		0.001	-	-		0.000	0.000	0.000		4.75	-	-		0.000	0.000	0.000		4.75	-	-		0.150		
Totals:						0	64							0	79																		0	
Number of Trades:							0								0																		0	

Lending Products	Underlying Title	Multilateral Transactions[1]					Bilateral Transactions[2]		Stock Borrowing through OTC (volume)[3]
		Open Interest[5]	Volume(Offered)	Average Weighted	Transactions volume	Average Weighted	Transactions Volume	Average Weighted	Transactions Volume
ADMIEBOR	ADMIE (IPTO) HOLDING S.A. (CR)	---	---	---	---	---	---	468,439	
AEGNBOR	AEGEAN AIRLINES (CR)	---	---	---	---	---	---	24,094	
ALPHABOR	ALPHA SERVICES HOLD (CR)	10,764	---	---	---	---	---	58,629,508	
ALMYBOR	ALUMIL (CR)	---	---	---	---	---	---	---	
OTOELBOR	AUTOHELLAS SA (CR)	---	---	---	---	---	---	200,454	
AVAXBOR	AVAX S.A. (CR)	---	---	---	---	---	---	---	
EEEBOR	CC HBC AG (CR)	2,661	---	---	---	---	---	47,768	
CENERBOR	CENERGY HOLDINGS (CB)	750	---	---	1,300	6.73%	---	---	
ELLAKTORBOR	ELLAKTOR (CR)	3,260	---	---	---	---	---	166,974	
ELHABOR	ELVALHALCOR (CR)	1,147	---	---	1,700	6.76%	---	64,887	
EUROBBOR	EUROBANK HOLDINGS (CR)	15,000	---	---	---	---	---	34,077,540	
EYDAPBOR	EYDAP S.A. (CR)	1,001	---	---	1,300	7.19%	---	246,728	
FFGRPBOR	FOLLI FOLLIE (CR)	---	---	---	---	---	---	890,938	
FOYRKBOR	FOURLIS (CR)	1,300	---	---	200	6.76%	---	11,010	
GEKTERNABOR	GEK TERNA (CR)	1,591	---	---	---	---	---	1,293	
SARBOR	GR. SARANTIS S.A. (CR)	1,877	---	---	---	---	---	48,181	
EXAEBOR	HELLENIC EXCHANGES-A.S.E. (CR)	4,000	---	---	---	---	---	167,063	
ELPEBOR	HELLENIQ ENERGY (CR)	500	---	---	200	5.89%	---	439,469	
INTRKBOR	INTRACOM HOLDINGS (CR)	---	---	---	---	---	---	---	
INKATBOR	INTRAKAT (CR)	---	---	---	---	---	---	---	
BELABOR	JUMBO SA (CR)	5,598	---	---	5,000	6.35%	---	214,129	
LAMDABOR	LAMDA DEVELOPMENT SA (CR)	500	---	---	---	---	---	525,367	
MIGBOR	MIG (CR)	1,552	---	---	---	---	---	40,179	
MOHBOR	MOTOR OIL (CR)	22,279	---	---	---	---	---	831,800	
MYTILBOR	MYTILINEOS (CR)	18,122	---	---	---	---	---	164,050	
ETEBOR	NATIONAL BANK (CR)	1,074	---	---	---	---	---	9,177,713	
OPAPBOR	OPAP (CR)	2,000	---	---	---	---	---	1,568,515	
HTOBOR	OTE (CR)	---	---	---	2,700	6.65%	---	1,702,049	
PPABOR	P.P.A. S.A. (CR)	---	---	---	---	---	---	65,287	
TPEIRBOR	PIRAEUS FINANCIAL HOLD (CR)	5,000	---	---	---	---	---	789,868	
PPCBOR	PPC (CR)	8,200	---	---	---	---	---	1,578,807	

## Stock Lending Notes

[1] - Multilateral contracts Lending or Borrowing as per Methods 8-1, 8-2 and 8-3-3 (According to ATHEX BoD Resolution No.17)

[2] - Bilateral Contracts Lending or Borrowing as per Methods 8-3-1 and 8-3-2 (According to ATHEX BoD Resolution No.20 )

[3] - The information concerning OTC Stock Borrowing Transactions is based on the statements of the Dematerialised Securities System (DSS) operators involved and refers to volumes that have been registered up until the previous working day.

[4] - Average Price (Volume weighted)

[5] - The Data concerning Open Interest before the start of trading session

Lending Products	Underlying Title	Open Interest[5]	Multilateral Transactions[1]				Bilateral Transactions[2]		Stock Borrowing through OTC (volume)[3]	
			Volume(Offered)	Average Weighted	Transactions volume	Average Weighted	Transactions Volume	Average Weighted	Transactions Volume	
QUALBOR	QUALITY & RELIABILITY SA (CR)	---	---	---	---	---	---	---	---	
QUESTBOR	QUEST HOLDINGS (CR)	300	---	---	---	---	---	---	31,564	
TENERGYBOR	TERNA ENERGY (CR)	---	---	---	---	---	---	---	117,480	
TITCBOR	TITAN CEMENT (CB)	3,750	---	---	---	---	---	---	324,978	
VIOBOR	VIOHALCO SA/NV (CB)	934	---	---	1,500	6.68%	---	---	---	

## Stock Lending Notes

[1] - Multilateral contracts Lending or Borrowing as per Methods 8-1, 8-2 and 8-3-3 (According to ATHEX BoD Resolution No.17)

[2] - Bilateral Contracts Lending or Borrowing as per Methods 8-3-1 and 8-3-2 (According to ATHEX BoD Resolution No.20 )

[3] - The information concerning OTC Stock Borrowing Transactions is based on the statements of the Dematerialised Securities System (DSS) operators involved and refers to volumes that have been registered up until the previous working day.

[4] - Average Price (Volume weighted)

[5] - The Data concerning Open Interest before the start of trading session

## Sectors codification for listed companies

12003-	ETF	10101010	Computer Services
10101015	Software	10102030	Computer Hardware
15101010	Telecommunications Equipment	15102015	Telecommunications Services
20101010	Health Care Facilities	20101025	Health Care Services
20102010	Medical Equipment	20103015	Pharmaceuticals
30101010	Banks	30202000	Diversified Financial Services
30202010	Asset Managers & Custodians	30202015	Investment Services
30204000	Closed End Investments	30302010	Full Line Insurance
30302015	Insurance Brokers	30302025	Property and Casualty Insurance
35101010	Real Estate Holding and Development	35101015	Real Estate Services
35102000	Diversified REITs	35102030	Office REITs
40201040	Rental & Leasing Services: Consumer	40202010	Home Construction
40202015	Household Furnishings	40202020	Household Appliance
40203040	Electronic Entertainment	40203045	Toys
40204020	Clothing & Accessories	40301010	Entertainment
40301030	Publishing	40301035	Radio & TV Broadcasters
40401010	Diversified Retailers	40401020	Apparel Retailers
40401025	Home Improvement Retailers	40401030	Specialty Retailers
40501010	Airlines	40501015	Travel & Tourism
40501020	Casinos & Gambling	40501025	Hotels & Motels
45101015	Distillers & Vintners	45101020	Soft Drinks
45102010	Farming Fishing Ranching & Plantations	45102020	Food Products
45103010	Tobacco	45201010	Food Retailers & Wholesalers
45201020	Personal Products	50101010	Construction
50101020	Building Roof/Wallboard and Plumbing	50101030	Cement
50101035	Building Materials: Other	50202010	Electrical Components
50203000	Diversified Industrials	50203015	Plastics
50203030	Containers & Packaging	50204000	Machinery: Industrial
50204020	Machinery: Construction & Handling	50205010	Industrial Suppliers
50205020	Back Office Support HR & Consulting	50205030	Forms & Bulk Printing Services
50206015	Commercial Vehicles & Parts	50206030	Marine Transportation
50206060	Transportation Services	55101000	Diversified Materials
55101020	Textile Products	55102000	General Mining
55102010	Iron & Steel	55102015	Metal Fabricating
55102035	Aluminum	60101020	Oil Refining and Marketing
65101010	Alternative Electricity	65101015	Conventional Electricity
65102030	Water		



**ATHEX**  
Athens Stock Exchange

Λεωφ. Αθηνών 110 104 42 Αθήνα  
110, Athinon Ave. GR 104 42 Athens  
tel. (+30)210-33.66.800, fax (+30)210-33.66.101  
[www.athexgroup.gr](http://www.athexgroup.gr)