

23

Ημερήσιο Δελτίο
Συναλλακτικής Δραστηριότητας

Daily Official List
of Trading Activity

Monday, 17 July, 2023

Year: 144 Trading Day No: 133



ATHEXGROUP
Athens Exchange Group

Disclaimer:

Hellenic Exchanges-Athens Stock Exchange S.A endeavours to ensure that the data and other material ("Information") presented on the Daily Official List are accurate and complete, but it is not liable for any errors or omissions of data or /and for the accuracy, credibility, updating and completeness of the aforesaid information nor it has any liability arising directly or indirectly from the use of the above Information.

The Company is not liable for the accuracy of the data included in listed companies' announcements. Only the sender of such an announcement is fully and solely liable for any infringement of third party's rights from the content of such announcement. All contents of the Daily Official List are provided only for information purposes and do not constitute investment advice or solicitation to invest in securities or other products listed for trading on the Exchange.

You acknowledge and agree that the Company is the owner of any property rights related to any Information appearing on the Daily Official List including intellectual property rights copyright, trademarks, etc.

The above data are a property of the Hellenic Exchanges-Athens Exchange and are copyright protected. Users are forbidden to reproduce, modify, copy, sale, transmit or redistribute, by all reproduction means and methods, part or the whole of the above data, without reference to their source.

The commercial exploitation of these data is, also, forbidden by third parties. Hellenic Exchanges-Athens Exchange does not carry any responsibility, direct or indirect, derived from usage or accidental alteration of the above data when used by third parties.

Hellenic Exchanges – Athens Stock Exchange S.A.

110 Athinon Ave., 10442 Athens, Tel: (210) 33.66.800, Fax: (210) 32.13.938

www.athexgroup.gr

Thessalonica Stock Exchange Center (T.S.E.C)

16-18 Katouni Str., Thessalonica 546 25 Tel: (2310) 567.667, Fax: (2310) 530.545

Athex Members Guarantee Fund

14-16 Fidiou Str., Athens 106 78, Tel: (210) 33.04.682, Fax: (210) 33.04.155

Hellenic Republic Capital Market Commission

1 Kolokotroni Str. & 1 Stadiou Str., Athens 10562 Tel: (210) 33.77.100 Fax: (210) 33.77.173

Table of Contents

Section 1: Statistical Figures of Securities, Derivatives and Lending

Summary of Markets

Athex Indices

Analytic Figures for Athex Market's Boards and Categories

Trading Details by Athex Sectors and Financial Instruments (ETFs)

Top 10 best & worst performing Shares

Derivatives Summary

Section 2: Analytic Figures of Shares Transactions

Analytic Figures of Shares Transactions

Shares' Notes

Section 3: Figures of Securities Transactions

Securities Blocks Details

Shares Rights Details

Stock Borrowing

Forced Sales Details

Forced Sales Registered Shares

Exchange Traded Funds (ETFs) Characteristics

Section 5: Bonds traded in Fixed Income Assets Market

Convertible Corporate Bonds - Regulated Market

Non Convertible Corporate Bonds - Regulated Market

Government Bonds

Treasury Bills & Zero Coupon Government Bonds

Government Bonds Traded with the Open Outcry Method

State Banks Bonds

Section 6: Additional Infos

Athex & ATHEXClear Members List

List of Stocks under Market Making operations

Section 7: Derivatives Market Analytic Figures

Index Futures

Stock Futures

Index Options

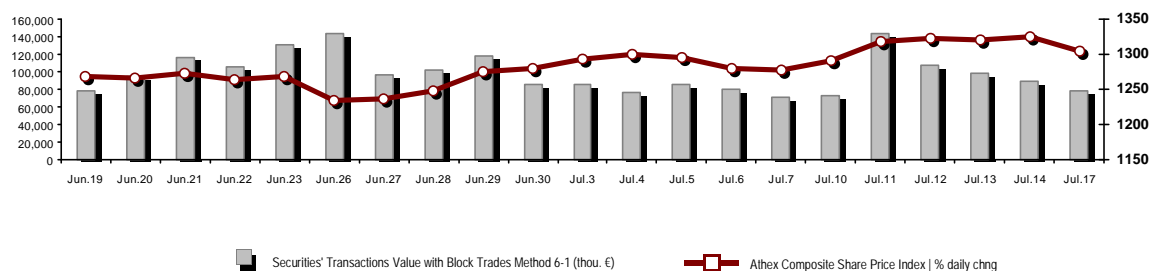
Stock Options

Stock Lending Analytic Figures

Appendix A: Sectors codification for listed companies

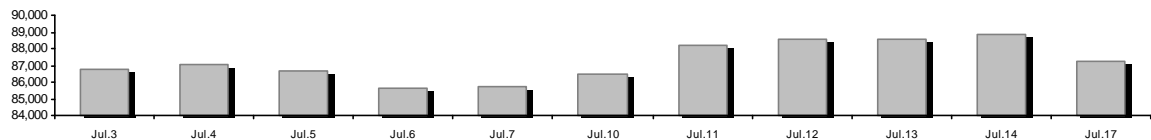
Summary of Markets

Athex Composite Share Price Index vs Shares and Derivatives Transactions Value

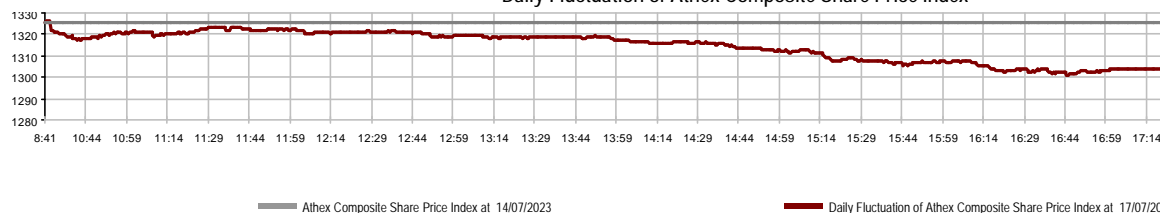


Athex Capitalisation (mill. €) **:	87,275.11		Derivatives Total Open Interest	538,945
Daily change: mill. € %	-1,543.63	-1.74%	in Index Futures % daily chng	7,199 0.59%
Yearly Avg Capitalisation: mill. € % chng prev year Avg	76,683.15	21.60%	in Stock Futures % daily chng	527,974 -0.12%
Athex Composite Share Price Index % daily chng	1,303.79	-1.65%	in Index Options % daily chng	2,901 5.03%
Athex Composite Share Price Index Capitalisation (mill. €)	80,037.19		in Stock Options % daily chng	871 8.20%
Daily change (mill. €)	-1,466.32			
Securities' Transactions Value with Block Trades Method 6-1 (t)	78,177.53		Derivatives Contracts Volume:	24,570
Daily change: %	-11,429.88	-12.76%	Daily change: pieces %	6,387 35.13%
YtD Avg Trans. Value: thou. € % chng prev year Avg	107,490.19	48.77%	YtD Avg Derivatives Contracts % chng prev year Avg	48,152 40.18%
Blocks Transactions Value of Method 6-1 (thou. €)	6,587.64		Derivatives Trades Number:	1,933
Blocks Transactions Value of Method 6-2 & 6-3 (thou. €)	0.00		Daily change: number %	539 38.67%
Bonds Transactions Value (thou.€)	2,589.83		YtD Avg Trades number % chng prev year Avg	2,421 17.85%
Securities' Transactions Volume with Block Trades Method 6-1 (tho)	19,189.61		Lending Total Open Interest	110,462
Daily change: thou. pieces %	-2,649.52	-12.13%	Daily change: pieces %	9,888 9.83%
YtD Avg Volume: % chng prev year Avg	37,919.74	33.75%	Lending Volume (Multilateral/Bilateral)	2,698
Blocks Transactions Volume of Method 6-1 (thou. Pieces)	381.04		Daily change: pieces %	-9,990
Blocks Transactions Volume of Method 6-2 & 6-3 (thou. Pieces)	0.00		Multilateral Lending	2,698
Bonds Transactions Volume	2,674,000		Bilateral Lending	0
Securities' Trades Number with Block Trades Method 6-1	31,118		Lending Trades Number:	7
Daily change: number %	1,138	3.80%	Daily change: %	-10
YtD Avg Trades number % chng prev year Avg	35,980	22.31%	Multilateral Lending Trades Number	7
Number of Blocks Method 6-1	8		Bilateral Lending Trades Number	0
Number of Blocks Method 6-2 & 6-3	0			
Number of Bonds Transactions	224			

Athex Capitalisation (mill. €) **



Daily Fluctuation of Athex Composite Share Price Index



Athex Indices

Index name	17/07/2023	14/07/2023	pts.	%	Min	Max	Year min	Year max	Year change
Athex Composite Share Price Index	1,303.79 €	1,325.61	-21.82	-1.65%	1,300.70	1,326.55	929.79	1,327.87	40.22% #
Athex ESG Index	1,482.73 €	1,508.09	-25.36	-1.68%	1,479.61	1,508.89	1,057.52	1,511.36	40.19% #
FTSE/Athex Large Cap	3,157.74 €	3,212.57	-54.83	-1.71%	3,150.38	3,213.71	2,250.77	3,220.37	40.25% #
FTSE/Athex Mid Cap Index	2,130.04 €	2,144.94	-14.90	-0.69%	2,125.12	2,159.46	1,411.43	2,159.46	50.91% #
FTSE/ATHEX High Dividend Yield Index	3,968.61 €	4,003.88	-35.27	-0.88%	3,959.81	4,010.52	3,028.28	4,036.12	31.05% #
FTSE/ATHEX Global Traders Index Plus	3,894.09 €	3,900.79	-6.70	-0.17%	3,873.55	3,921.28	2,616.09	3,921.28	48.85% #
FTSE/ATHEX Mid & Small Cap Factor-Weighted Ind	5,490.64 €	5,492.91	-2.27	-0.04%	5,473.70	5,505.76	4,353.12	5,516.85	24.91% #
ATHEX Select Index Plus	4,522.24 €	4,571.52	-49.28	-1.08%	4,512.22	4,592.28	3,071.06	4,598.88	47.25% #
ATHEX Select Index	6,611.63 #	6,607.20	4.43	0.07%	6,578.96	6,681.08	4,343.88	6,681.08	52.21% #
FTSE/Athex Market Index	752.27 €	765.86	-13.59	-1.77%	750.66	766.13	539.21	766.81	39.48% #
Athex Composite Index Total Return Index	2,353.55 €	2,392.89	-39.34	-1.64%	2,347.95	2,394.62	1,641.17	2,396.97	43.41% #
FTSE/Athex Large Cap Total Return	5,166.64 €	5,256.35	-89.71	-1.71%			3,623.42	5,256.35	43.48% #
FTSE/Athex Mid Cap Total Return	2,846.07 €	2,864.12	-18.05	-0.63%			1,881.61	2,864.12	53.21% #
Hellenic Mid & Small Cap Index	1,910.76 €	1,928.70	-17.94	-0.93%	1,903.50	1,937.06	1,365.14	1,937.06	39.97% #
FTSE/Athex Banks	1,064.87 €	1,090.40	-25.53	-2.34%	1,063.06	1,092.19	640.09	1,098.98	66.24% #
FTSE/Athex Financial Services	1,423.13 €	1,442.90	-19.77	-1.37%	1,423.13	1,475.02	672.72	1,475.02	107.63% #
FTSE/Athex Industrial Goods & Services	7,585.90 #	7,494.77	91.13	1.22%	7,463.65	7,585.90	4,603.86	7,589.36	63.54% #
FTSE/Athex Retail	1,287.12 €	1,323.28	-36.16	-2.73%	1,287.12	1,332.41	901.21	1,353.44	42.82% #
FTSE/ATHEX Real Estate	4,720.39 €	4,783.79	-63.40	-1.33%	4,675.03	4,806.19	3,750.22	4,816.41	15.89% #
FTSE/Athex Consumer Goods & Services	15,395.66 #	15,345.19	50.47	0.33%	15,192.41	15,432.01	8,974.47	15,674.18	68.12% #
FTSE/Athex Food & Beverage	10,185.88 €	10,704.75	-518.87	-4.85%	10,178.17	10,704.75	8,101.49	11,188.59	20.31% #
FTSE/Athex Basic Resources	9,024.76 €	9,172.25	-147.49	-1.61%	9,019.83	9,263.55	6,463.31	9,481.05	39.07% #
FTSE/Athex Construction & Materials	4,567.20 €	4,617.60	-50.40	-1.09%	4,543.50	4,645.96	3,204.90	4,645.96	42.51% #
FTSE/Athex Energy	5,279.87 €	5,431.61	-151.74	-2.79%	5,271.70	5,465.76	4,780.16	5,856.79	4.97% #
FTSE/Athex Travel & Leisure	2,938.91 €	2,960.76	-21.85	-0.74%	2,927.25	2,964.79	2,196.17	2,970.94	32.55% #
FTSE/Athex Technology	2,881.02 €	2,921.75	-40.73	-1.39%	2,874.03	2,942.59	2,047.81	2,942.59	40.25% #
FTSE/Athex Telecommunications	4,040.95 €	4,087.84	-46.89	-1.15%	4,040.95	4,108.14	3,511.53	4,415.99	-0.76% €
FTSE/Athex Utilities	5,823.28 €	5,908.23	-84.95	-1.44%	5,789.49	5,951.46	4,598.77	6,158.52	26.63% #
FTSE/Athex Health Care	464.34 #	448.80	15.54	3.46%	446.82	474.20	387.42	474.20	10.85% #
FTSE/Athex Personal Products	7,563.68 €	7,853.10	-289.42	-3.69%	7,563.68	7,853.10	6,441.87	7,958.05	14.49% #
Athex All Share Index	304.92 €	310.32	-5.40	-1.74%	304.92	304.92	231.11	310.32	32.44% #
MSCI GREECE REBASED	5,009.04 €	5,073.01	-63.97	-1.26%	4,995.57	5,078.13	4,125.04	5,112.15	--- -
Hellenic Corporate Bond Index	124.09 #	124.07	0.02	0.02%			118.78	124.10	4.29% #
Hellenic Corporate Bond Price Index	88.18 #	88.17	0.01	0.01%			85.96	88.53	2.26% #

Note 1: FTSE/Med 100, Hellenic Corporate Bond Price Index and Hellenic Corporate Bond Index closing prices refer to the previous trading day of 13/07/2023.

Note 2: The Hellenic Mid & Small Cap Index is a Customized index calculated by the Athens Exchange.

Analytic Figures for Athex Market's Boards and Categories

	Total Traded Securities	Main Market	Surveillance	Exchange Traded Funds (ETFs)
Totals	123	111	11	1
Gain / Lose / Same:	35 / 69 / 19	32 / 66 / 13	3 / 2 / 6	0 / 1 / 0
Athex Capitalisation (mill. €) **	87,275.11	86,876.09	399.02	
Daily Average Trans/ons Value(thou.€)	107,490.19	107,237.25	244.19	56.28
Transactions Value	78,177.53	77,695.68	399.66	82.18
Main Board:	71,589.89	71,108.04	399.66	82.18
Blocks Board 6_2_3:	6,587.64	6,587.64	0.00	0.00
Forced Sales Board:	0.00	0.00	0.00	0.00
Special Terms Board:	0.00	0.00	0.00	0.00
Daily Average Transactions Volume	37,919,745	36,887,291	1,037,712	1,987
Transactions Volume	19,189,610	18,420,277	766,732	2,601
Main Board:	18,808,569	18,039,236	766,732	2,601
Blocks Board 6_2_3:	381,041	381,041	0	0
Forced Sales Board:	0	0	0	0
Special Terms Board:	0	0	0	0
Daily Average Number of Trades	35,980	35,748	230	3
Number of Trades	31,118	30,903	212	3
Main Board:	31,110	30,895	212	3
Blocks Board 6_2_3:	8	8	0	0
Forced Sales Board:	0	0	0	0
Special Terms Board:	0	0	0	0

Trading Details by Athex Sectors and Financial Instruments (ETFs)

Code	Sectors	Gain / Lose / Same	Number of Trades	Transactions Volume	Transactions Value	% of Total Trans. Value
3010	- Banks	1 / 5 / 0	8,526	11,371,196	26,504,324.83	33.90%
5510	- Basic Resources	4 / 7 / 4	1,160	378,749	1,185,050.30	1.52%
5010	- Construction & Materials	7 / 6 / 2	3,750	1,995,637	5,614,797.30	7.18%
4020	- Consumer Products & Services	3 / 3 / 2	1,332	478,315	7,533,219.15	9.64%
6010	- Energy	1 / 3 / 0	1,579	159,909	2,467,168.84	3.16%
12000	- Financial Instruments	0 / 1 / 0	3	2,601	82,182.10	0.11%
3020	- Financial Services	2 / 2 / 1	558	137,463	808,436.17	1.03%
4510	- Food Beverage & Tobacco	3 / 2 / 1	700	103,256	2,070,325.68	2.65%
2010	- Health Care	2 / 1 / 0	691	808,695	583,568.75	0.75%
5020	- Industrial Goods & Services	3 / 8 / 5	2,624	525,316	7,027,509.82	8.99%
3030	- Insurance	0 / 1 / 0	34	9,146	42,697.61	0.05%
4030	- Media	0 / 1 / 0	7	2,150	1,143.10	0.00%
4520	- Personal Care, Drug & Grocery Stores	0 / 3 / 0	158	50,811	119,790.07	0.15%
3510	- Real Estate	0 / 7 / 2	1,064	343,025	1,757,070.51	2.25%
4040	- Retail	1 / 4 / 1	318	64,558	244,156.76	0.31%
1010	- Technology	3 / 8 / 0	1,481	532,643	2,099,635.79	2.69%
1510	- Telecommunications	1 / 1 / 0	1,618	356,779	5,167,979.32	6.61%
4050	- Travel & Leisure	3 / 2 / 1	2,427	1,170,839	6,932,029.79	8.87%
6510	- Utilities	1 / 4 / 0	3,088	698,522	7,936,442.39	10.15%

Top 10 best & worst performing Shares

Main Market

With positive Price change	Closing price	change	With negative Price change	Closing price	change
DOMIKI KRITIS SA (CR)	1.64	9.33% #	CC HBC AG (CR)	27.15	-4.94% €
EKTER SA (CR)	1.98	5.88% #	GR. SARANTIS S.A. (CR)	7.58	-3.81% €
LAVIPHARM SA (CR)	0.712	4.09% #	QUEST HOLDINGS (CR)	6.45	-3.73% €
AVAX S.A. (CR)	1.724	2.99% #	MOTOR OIL (CR)	23.02	-3.44% €
INTRAKAT (CR)	2.95	2.08% #	EUROBANK HOLDINGS (CR)	1.5985	-3.21% €
LOULIS FOOD (CR)	3.06	2.00% #	FOURLIS (CR)	4.65	-3.13% €
MYTILINEOS (CR)	33.3	1.46% #	NATIONAL BANK (CR)	6	-2.91% €
MIG (CR)	4.21	1.45% #	ELLAKTOR (CR)	2.42	-2.81% €
SPACE HELLAS SA (CR)	9	1.35% #	VIOHALCO SA/NV (CB)	5.76	-2.70% €
KRI-KRI S.A. (CR)	8.32	1.22% #	AS COMPANY SA (CR)	2.6	-2.62% €
With the highest Transactions Value	Value (thou. €)	change	With the highest Transactions Volume	Volume	change
ALPHA SERVICES HOLD (CR)	9,023.15	-0.75% €	ALPHA SERVICES HOLD (CR)	5,655,984	-0.75% €
PIRAEUS FINANCIAL HOLD (CR)	7,199.72	-2.28% €	EUROBANK HOLDINGS (CR)	2,591,114	-3.21% €
JUMBO SA (CR)	7,141.67	0.58% #	PIRAEUS FINANCIAL HOLD (CR)	2,130,948	-2.28% €
NATIONAL BANK (CR)	6,005.35	-2.91% €	NATIONAL BANK (CR)	987,507	-2.91% €
MYTILINEOS (CR)	5,683.68	1.46% #	LAVIPHARM SA (CR)	804,656	4.09% #
OTE (CR)	5,113.04	-1.16% €	AVAX S.A. (CR)	737,179	2.99% #
TERNA ENERGY (CR)	4,510.97	-0.98% €	INTRAKAT (CR)	493,870	2.08% #
EUROBANK HOLDINGS (CR)	4,183.92	-3.21% €	OTE (CR)	350,657	-1.16% €
AEGEAN AIRLINES (CR)	3,874.50	1.00% #	AEGEAN AIRLINES (CR)	318,449	1.00% #
PPC (CR)	2,859.95	-1.82% €	PPC (CR)	276,116	-1.82% €

Note: Stocks that are not included in the "Under Supervision" category, and the transactions value is more than 10,000 €.

Derivatives Summary

	Number of Trades	Volume	Open Interest
Index Futures	303	2,097	7,199
FTSE/Athex Banks	8	80	1,481
FTSE/Athex Large Cap	292	1,947	5,047
MSCI GREECE REBASED	3	70	671
Stock Futures	1,615	22,211	527,974
ADMIE (IPTO) HOLDING S.A. (CR)	26	188	15,627
AEGEAN AIRLINES (CR)	152	809	5,418
ALPHA SERVICES HOLD (CR)	229	8,625	258,416
AUTOHELLAS SA (CR)	1	1	89
AVAX S.A. (CR)	27	120	1,186
CC HBC AG (CR)	39	178	1,537
CENERGY HOLDINGS (CB)	8	55	6,879
ELLAKTOR (CR)	12	54	513
ELVALHALCOR (CR)	3	4	1,949
EUROBANK HOLDINGS (CR)	117	4,768	37,027
EYDAP S.A. (CR)	6	24	1,093
FOURLIS (CR)	14	66	978
GEK TERNA (CR)	14	48	7,524
HELLENIC EXCHANGES-A.S.E. (CR)	24	133	9,962
HELLENIQ ENERGY (CR)	4	19	1,131
INTRACOM HOLDINGS (CR)	34	121	3,671
INTRAKAT (CR)	124	612	9,778
JUMBO SA (CR)	15	67	227
LAMDA DEVELOPMENT SA (CR)	27	138	6,360
MIG (CR)	0	0	60
MOTOR OIL (CR)	32	104	1,682
MYTILINEOS (CR)	109	441	2,909
NATIONAL BANK (CR)	138	1,457	16,469
OPAP (CR)	10	20	2,647
OTE (CR)	86	400	12,329
P.P.A. S.A. (CR)	0	0	321
PIRAEUS FINANCIAL HOLD (CR)	174	2,975	75,207
PPC (CR)	98	450	28,233
QUEST HOLDINGS (CR)	5	18	144
TERNA ENERGY (CR)	53	161	11,579
TITAN CEMENT (CB)	0	0	761
VIOHALCO SA/NV (CB)	34	155	6,268
Index Options	13	250	2,901
FTSE/Athex Large Cap	13	250	2,901
Stock Options	2	12	871
ALPHA SERVICES HOLD (CR)	0	0	15
NATIONAL BANK (CR)	1	1	293
OPAP (CR)	0	0	156
OTE (CR)	0	0	26
PIRAEUS FINANCIAL HOLD (CR)	0	0	154
PPC (CR)	1	11	227
Total Derivatives Traded	1,933	24,570	538,945

Section 2: Analytic Figures of Shares Transactions

Monday, 17 July, 2023

Number of Outstanding Securities	Nominal Value	Dividends [1]			Date of Last Coupon		Note	Shares	Closing price	% change	Previous closing price/date	Open price	Price min	Price max	Last price	Avg price	Last Bid [7]	Last Ask [7]	P/E after tax	Year	Volume	Trades	Transactions Value[8]	Company Mkt Value (thou. €)	Year low	Year high	Sector[4]	
		2020	2021	2022	Dividend [2]	Right																						
8,226,132	0.450	---	---	0.02	17/07/2023	13/10/2014	---	ILYDA S.A. (CR)	1.51	0.67 P	1.5	14/07/2023	1.5	1.48	1.54	1.51	1.508	88@1.49	696@1.51	9.67	2022	6,707	27	10,112.77	12,421.46	1.055	1.61	10101015
2,566,836	0.440	---	0.016	0.016	03/07/2023	09/01/2007	---	INTERWOOD-XYLEMPORIA (PR)	0.416	7.22 P	0.388	14/07/2023	0.362	0.36	0.484	0.484	0.417	300@0.360	585@0.484	---	---	915	4	381.46	12,018.56	0.192	0.484	50101020
34,986,430	0.440	---	---	---	25/07/2008	23/02/2010	---	INTERWOOD-XYLEMPORIA (CR)	0.313	0.97 P	0.31	14/07/2023	0.311	0.311	0.315	0.315	0.313	5@0.311	14010@0.315	---	---	42,450	24	13,288.75	12,018.56	0.1975	0.321	50101020
18,567,912	0.590	0.12	0.24	---	05/07/2023	26/01/2021	---	INTERLIFE G.C.I.(CR)	4.67	-1.27 E	4.73	14/07/2023	4.75	4.63	4.75	4.67	4.668	120@4.63	298@4.67	---	2022	9,146	34	42,697.61	86,712.15	3.47	4.88	30302025
8,424,900	0.500	---	---	---	12/07/2010	04/07/2019	---	INTERTECH SA (CR)	1.225	-0.41 E	1.23	14/07/2023	1.2	1.195	1.235	1.225	1.209	449@1.20	444@1.23	21.15	2022	6,598	32	7,979.58	10,320.50	0.92	1.255	50205010
19,804,134	0.150	---	---	---	01/07/2004	06/11/2017	---	KEKROPS SA (CR)	1.23	-1.21 E	1.245	14/07/2023	1.23	1.195	1.245	1.23	1.215	1000@1.21	598@1.24	2.34	2022	29,142	74	35,395.58	24,359.08	0.903	1.4	35101010
40,219,218	0.260	---	---	---	29/08/2022	10/06/2019	---	KLOUKINAS - LAPPAS SA (CR)	0.986	-0.20 E	0.988	14/07/2023	0.988	0.974	0.988	0.98	0.975	300@0.980	5446@0.986	---	---	5,420	7	5,287.01	39,656.15	0.5	0.99	50101010
11,510,102	0.890	---	---	---	24/06/2005	06/10/1999	---	NAFPAKTOS TEXTILE (CR)	1.16	1.75 P	1.14	14/07/2023	1.16	1.16	1.16	1.16	1.16	1000@0.980	390@1.14	---	---	100	1	116.00	13,351.72	0.91	1.23	55101020
21,224,340	0.420	0.0035	0.02	---	06/09/2022	25/04/2006	---	KORDELLOS BROS SA (CR)	0.626	-2.19 E	0.64	14/07/2023	0.64	0.624	0.642	0.626	0.63	2700@0.626	199@0.632	5.50	2022	46,622	56	29,354.08	13,286.44	0.462	0.7	55102010
33,065,136	0.380	0.2	0.2001	---	18/08/2022	16/09/2013	---	KRI-KRI S.A. (CR)	8.32	1.22 P	8.22	14/07/2023	8.42	8.3	8.42	8.3	8.378	2920@8.30	186@8.40	86.65	2022	5,336	41	44,702.78	275,101.93	6.08	9.8	45102020
7,595,160	0.600	---	---	---	10/09/2019	18/08/2010	---	KIRIAKOULIS SHIPPING SA (CR)	1.13	---	1.13	14/07/2023	---	---	---	---	---	130@1.06	989@1.13	---	---	---	---	---	8,582.53	0.868	1.265	40501015
6,200,000	0.500	---	---	---	22/06/2010	01/11/1995	---	MINERVA KNITWEAR (CR)	0.585	0.86 P	0.58	14/07/2023	0.68	0.54	0.68	0.585	0.586	200@0.545	89@0.585	---	---	801	10	469.66	3,627.00	0.414	0.68	40204020
5,939,268	0.620	---	---	---	10/07/2003	03/01/2002	---	LANAKAM SA (CR)	1.25	-4.58 E	1.31	14/07/2023	1.29	1.22	1.29	1.25	1.258	100@1.22	499@1.25	---	---	3,710	21	4,666.56	7,424.09	0.716	1.4	40401020
9,819,370	0.500	---	---	---	14/08/2007	09/01/2004	---	MATHIOS REFRACTORY SA (CR)	1.34	-2.90 E	1.38	14/07/2023	1.35	1.34	1.35	1.34	1.347	550@1.34	200@1.35	---	---	1,600	6	2,154.50	13,157.96	0.565	1.6	55101000
29,250,000	0.360	0.02	0.0401	0.0908	15/06/2023	25/04/2019	---	MOTODYNAMICS S.A. (CR)	3.26	-1.51 E	3.31	14/07/2023	3.3	3.26	3.35	3.26	3.296	280@3.25	399@3.33	---	---	7,354	41	24,236.66	95,355.00	2.04	3.77	40401030
43,200,000	1.00	---	0.0824	---	07/09/2022	14/06/2022	---	MPLK KEDROS (CR)	2.6	---	2.6	14/07/2023	2.61	2.59	2.61	2.6	2.601	1000@2.60	200@2.62	---	---	13,750	27	35,770.00	112,320.00	2.19	2.64	35102000
25,000,000	2.00	0.4	0.628	---	25/07/2022	08/08/2003	---	P.P.A. S.A. (CR)	22.3	-1.54 E	22.65	14/07/2023	22.75	22.3	22.75	22.3	22.395	349@22.30	363@22.55	10.54	2022	3,830	80	85,773.90	557,500.00	15.86	22.9	50206060
4,971,466	1.46	---	---	---	04/07/2007	08/10/2003	---	PAIRIS SA (CR)	1.27	-2.31 E	1.3	14/07/2023	1.22	1.22	1.28	1.27	1.257	500@1.24	992@1.27	---	---	2,565	17	3,224.18	6,313.76	0.83	1.38	50203030
27,098,594	0.540	0.07	0.05	0.0401	22/05/2023	14/01/2021	---	PAPOUTSANIS (CR)	2.31	-1.70 E	2.35	14/07/2023	2.31	2.31	2.31	2.31	2.31	250@2.28	1129@2.31	20.86	2022	1,325	8	3,060.75	62,597.75	2.22	2.51	45201020
7,070,400	0.930	0.1081	0.3242	0.2593	03/07/2023	06/05/2016	---	PETROPOULOS PETROS (CR)	9.18	---	9.18	14/07/2023	9.18	9.12	9.2	9.18	9.172	200@9.12	600@9.18	---	---	8,100	35	74,292.00	64,906.27	5.9	9.22	50206015
43,741,452	0.660	0.16	0.2723	0.2629	31/05/2023	01/11/1999	---	THRACE PLASTICS SA (CR)	5.44	0.55 P	5.41	14/07/2023	5.47	5.34	5.58	5.44	5.437	100@5.42	135@5.44	---	---	21,844	150	118,773.69	237,953.50	3.76	5.68	50203015
21,912,599	0.300	---	---	0.048	18/05/2023	23/02/2007	---	REVUIL (CR)	1.77	-0.56 E	1.78	14/07/2023	1.78	1.745	1.79	1.77	1.773	150@1.75	1159@1.77	---	---	18,582	50	32,939.71	38,785.30	1.21	1.8	60101020
13,582,223	1.35	---	---	---	24/06/2008	02/02/2016	---	SIDMA STEEL (CR)	2.61	-0.76 E	2.63	14/07/2023	2.7	2.59	2.7	2.63	2.623	100@2.60	1999@2.63	---	---	3,311	21	8,684.39	35,449.60	1.85	2.94	55102010
40,693,350	5.00	---	---	---	03/07/2006	26/05/2015	---	TECHNICAL OLYMPIC SA (CR)	2.65	-1.85 E	2.7	14/07/2023	2.71	2.64	2.71	2.65	2.677	200@2.63	4594@2.65	---	---	12,458	66	33,344.38	107,837.38	1.76	2.72	40202010
3,048,000	0.300	---	---	---	06/07/2007	01/06/2021	---	TZIRAKIAN PROFIL (CR)	2.09	---	2.09	14/07/2023	2.09	2.06	2.13	2.06	2.086	188@2.02	500@2.08	36.61	2022	3,330	20	6,947.80	6,370.32	1.755	2.22	55102010
10,203,575	0.730	---	---	---	16/07/2007	18/10/1999	---	FIERATEX SA (CR)	0.458	-2.14 E	0.468	14/07/2023	0.475	0.45	0.475	0.458	0.454	250@0.446	992@0.458	---	2022	7,998	16	3,628.43	4,673.24	0.351	0.5	55101020
8,340,750	1.16	---	---	---	25/06/2009	17/09/2018	---	HAIDEMENOS SA (CR)	0.615	---	0.615	14/07/2023	---	---	---	---	---	90@0.555	200@0.615	---	2022	---	---	---	5,129.56	0.452	0.65	50205030

Main Market - Low Liquidity Class

14,000,000	4.15	---	3.42	---	14/09/2022	29/06/1999	---	ALPHA REAL ESTATE SA(CR)	8.2	-0.73 E	8.26	14/07/2023	8.3	8.2	8.3	8.2	8.227	50@8.18	101@8.24	---	---	2,658	20	21,866.94	114,800.00	6.68	9.22	35101015
45,033,921	0.050	---	---	---	04/06/2008	27/03/2023	---	ATTICA BANK S.A. (CR)	13	0.15 P	12.98	14/07/2023	12.98	12.94	13	13	13	5@12.90	8115@13.00	---	---	1,016	9	13,207.64	585,440.97	10.62	48.75	30101010
11,869,224	0.540	0.087	0.136	0.15	03/07/2023	30/08/2019	---	FLEXOPACK SA (CR)	8.6	---	8.6	14/07/2023	---	---	---	---	---	750@8.35	250@8.60	---	---	---	---	---	102,075.33	7.45	9.45	50203030
10,500,000	4.00	0.37	0.29	0.3	16/05/2023	02/08/2016	---	INTERCONTINENTAL (CR)	6.25	---	6.25	14/07/2023	6.25	6.25	6.25	6.25	2500@6.25	1498@6.40	11.92	2022	2,000	3	12,500.00	65,625.00	6.15	6.85	35102000	
57,434,884	1.31	---	---	---	05/06/2008	12/06/2009	---	REDS S.A. (CR)	2.31	---	2.31	14/07/2023	---	---	---	---	---	250@2.31	220@2.35	---	---	---	---	---	132,674.58	2.26	3	35101010
152,360,643	0.500	0.01	0.02	0.03	23/06/2023	10/06/2020	---	TRASTOR REAL EST. INV. CO.(CR)	1.09	---	1.09	14/07/2023	---	---	---	---	---	2766@1.07	200@1.16	---	---	---	---	---	166,073.10	0.965	1.21	35102000
15,300,000	0.300	---	---	---	30/07/2009	13/12/1999	---	ATTICA PUBLICATIONS SA (CR)	0.316	---	0.316	14/07/2023	---	---	---	---	---	1000@0.286	2415@0.330	---	---	---	---	---	4,834.80	0.236	0.39	40301030
15,000,000	0.300	---	---	---	06/07/2007	18/07/2000	---	DAIOS PLASTICS SA (CR)	3.4	---	3.4	14/07/2023	---	---	---	---	---	140@3.18	340@3.38	---	---	---	---	---	51,000.00	2.92	3.54	50203015
3,307,500	0.210	---	---	---	11/08/2010	30/11/2022	---	ELVE SA (CR)	5	---	5	14/07/2023	5	5	5	5	5	50@4.82	980@5.00	19.71	2022	20	1	100.00	16,537.50	4.54	5.25	40204020
2,760,000	11.83	9.4	11	11.8	14/06/2023	16/07/1990	---	KARELIA (CR)	356	---	356	14/07/2023	---	---	---	---	---	26@346.00	7@356.00	---	---	---	---	---	982,560.00	288	356	45103010

Section 2: Analytic Figures of Shares Transactions

Monday, 17 July, 2023

Number of Outstanding Securities	Nominal Value	Dividends [1]			Date of Last Coupon		Note	Shares	Closing price	% change	Previous closing price/date	Open price	Price min	Price max	Last price	Avg price	Last Bid [7]	Last Ask [7]	P/E after tax	Year	Volume	Trades	Transactions Value[8]	Company Mkt Value (thou. €)	Year low	Year high	Sector[4]		
2020	2021	2022	Dividend [2]	Right																									
6,700,000	0.800	0.179	0.047	---	24/08/2022	29/05/2014	---	MILLS KEPENOS (CR)	2.3	---	2.3	14/07/2023	---	---	---	---	500@2.22	439@2.36	16.99	2022	---	---	---	15,410.00	1.93	2.54	45102020		
18,017,472	0.360	---	---	---	09/09/2022	28/08/2017	---	KTIMA KOSTAS LAZARIDIS SA (CR)	1.8	1.12	P	1.78	14/07/2023	1.72	1.7	1.82	1.8	1.729	300@1.67	49@1.80	---	---	5,299	39	9,161.61	32,431.45	1.55	1.99	45101015
21,364,000	1.12	---	---	---	29/07/2019	08/03/2023	---	LAMPASA HOTEL SA (CR)	29.2	1.39	P	28.8	14/07/2023	29.6	29	29.6	29	29.239	49@29.00	100@29.60	---	---	251	3	7,339.00	623,828.80	20.6	29.6	40501025
32,188,050	1.04	---	---	---	21/07/2008	20/01/2000	---	MOUZAKIS (CR)	0.695	---	0.695	14/07/2023	---	---	---	---	314@0.675	230@0.730	---	---	---	---	---	---	22,370.69	0.65	0.806	55101020	
8,321,682	0.670	---	---	---	17/08/2007	23/11/1999	---	N. LEVENTERIS (CR)	0.304	-7.88	E	0.33	14/07/2023	0.3	0.3	0.31	0.304	0.304	356@0.310	200@0.362	---	2022	3,144	5	956.64	3,134.74	0.22	0.364	55102010
2,160,524	0.670	---	---	---	03/12/2018	23/11/1999	---	N. LEVENTERIS (PR)	0.28	---	0.28	14/07/2023	---	---	---	---	2350@0.252	104@0.308	---	2022	---	---	---	---	3,134.74	0.218	0.342	55102010	
6,340,000	0.600	0.134	0.17	0.1	09/12/2022	12/01/2023	---	NAKAS MUSIC	2.68	---	2.68	14/07/2023	2.62	2.62	2.86	2.66	2.837	50@2.60	269@2.86	---	---	116	7	329.04	16,991.20	2.16	2.98	40401030	
10,080,000	3.00	1.42	1.5	1.45	11/05/2023	27/08/2001	---	TPA SA (CR)	25.2	---	25.2	14/07/2023	25.2	25.2	25.2	25.2	25.2	20@24.70	50@25.20	---	---	500	2	12,600.00	254,016.00	22.7	26.3	50206060	
27,379,200	0.980	---	---	---	03/07/2020	29/08/2022	---	CRETE PLASTICS SA (CR)	17.1	---	17.1	14/07/2023	17	17	17	17	17	266@17.00	30@17.10	---	---	35	3	595.00	468,184.32	14.7	17.9	50203015	
255,494,534	2.71	0.352	0.279	0.255	16/06/2023	30/09/2021	---	PRODEA (CR)	7.35	-3.92	E	7.65	14/07/2023	7.65	7.35	7.8	7.65	7.524	200@7.40	109@7.65	---	---	1,048	12	7,885.60	1,877,884.82	7.1	8.6	35102000
4,181,450	0.500	---	---	---	21/08/2000	05/03/2002	---	FLOUR MILLS SARANTOPOULOS SA	1.06	---	1.06	14/07/2023	---	---	---	---	500@0.970	30@1.06	---	---	---	---	---	---	4,432.34	0.875	1.5	45102020	

Exchange Traded Funds (ETFs)

924,675	---	---	---	---	15/06/2016	---	---	ALPHA ETF FTSE Athex Large Cap	31.59	-1.59	E	32.1	14/07/2023	32.1	31.59	32.1	31.59	31.596	350@28.10	59@34.00	---	---	2,601	3	82,182.10	---	22.5	33.8	12003
---------	-----	-----	-----	-----	------------	-----	-----	--------------------------------	-------	-------	---	------	------------	------	-------	------	-------	--------	-----------	----------	-----	-----	-------	---	-----------	-----	------	------	-------

Surveillance

356,314,416	0.660	---	---	---	07/07/2010	21/09/2017	5160	FRIGOGLASS SA (CR)	0.057	-2.56	E	0.0585	14/07/2023	0.0585	0.057	0.0585	0.057	0.057	4000@0.056	3000@0.058	---	---	47,476	13	2,712.36	20,309.92	0.05	0.158	50204000	
65,326,268	0.530	---	---	---	04/07/2007	19/07/2006	4750	SATO SA (CR)	0.0375	---	0.0375	14/07/2023	0.041	0.034	0.041	0.034	0.034	21250@0.034	14998@0.040	---	---	20,150	5	686.15	2,449.74	0.018	0.069	40202015		
13,191,620	0.620	---	---	---	04/08/2010	09/09/2002	5232	YALCO - CONSTANTINOU (CR)	0.149	---	0.149	14/07/2023	---	---	---	---	---	5300@0.146	300@0.160	---	---	---	---	---	---	1,965.55	0.12	0.28	40202020	
13,000,000	1.00	---	---	---	01/08/2007	07/04/2000	5093	AKRITAS SA (CR)	0.422	---	0.422	14/07/2023	0.458	0.458	0.458	0.458	0.458	3@0.458	---	---	---	---	80	1	36.64	5,486.00	0.414	0.67	50101035	
221,519,681	0.300	---	---	---	02/07/2008	28/02/2011	4957	ANEK LINES SA (CR)	0.27	---	0.27	14/07/2023	0.27	0.27	0.27	0.27	0.27	2723500@0.264	99875@0.270	---	---	181,060	21	48,886.20	60,723.70	0.177	0.272	40501015		
312,163	0.300	---	---	---	02/07/2008	28/02/2011	4959	ANEK LINES SA (PR, issue '90)	0.072	---	0.072	14/07/2023	---	---	---	---	---	29930@0.079	---	---	---	---	---	---	---	60,723.70	0.072	0.086	40501015	
2,969,713	0.300	---	---	---	02/07/2008	28/02/2011	4958	ANEK LINES SA (PR, issue '96)	0.3	---	0.3	14/07/2023	---	---	---	---	---	---	---	800@0.296	---	---	---	---	---	60,723.70	0.173	0.38	40501015	
17,579,754	4.16	---	---	---	18/08/2006	02/08/2010	---	BIOTER SA (CR)	0.26	-2.99	E	0.268	14/07/2023	0.26	0.26	0.26	0.26	0.26	2000@0.254	2000@0.270	---	---	7,500	2	1,950.00	4,570.74	0.198	0.398	50101010	
54,654,600	0.050	---	---	---	01/07/1998	30/12/2022	5275	VIS SA (CR)	0.246	---	0.246	14/07/2023	0.256	0.256	0.256	0.256	0.256	2300@0.234	790@0.256	---	2022	10	1	2.56	13,445.03	0.136	0.378	50203030		
51,754,364	0.300	---	---	---	23/12/2003	24/01/2007	5197	SELECTED TEXT. IND. ASSOC (CR)	0.145	---	0.145	14/07/2023	---	---	---	---	---	680@0.147	3000@0.159	---	---	---	---	---	---	7,504.38	0.11	0.202	55101020	
371,337,000	0.300	---	---	---	30/05/2013	01/07/2022	---	INTRALOT (CR)	0.67	1.52	P	0.66	14/07/2023	0.67	0.67	0.67	0.67	0.67	300@0.660	12940@0.675	---	---	492,039	138	329,666.13	248,795.79	0.565	0.765	40501020	
15,842,391	1.51	---	---	---	15/07/2009	12/05/2000	5141	BITROS HOLDING SA (CR)	0.404	6.32	P	0.38	14/07/2023	0.4	0.4	0.418	0.418	0.405	3938@0.400	1100@0.418	---	---	16,562	10	6,705.80	6,400.33	0.376	0.82	55102010	
24,319,250	0.300	---	---	---	09/07/2002	04/07/2007	5165	PROODEFTIKH SA (CR)	0.5	---	0.5	14/07/2023	0.46	0.46	0.46	0.46	0.46	3000@0.464	2483@0.510	---	---	20	1	9.20	12,159.63	0.4	0.6	50101010		
28,438,268	0.070	---	---	---	21/08/2006	24/11/1999	5253	SPIROYR AGRICULTURE SA (CR)	0.158	---	0.158	14/07/2023	0.16	0.16	0.16	0.16	0.16	1619000@0.160	500@0.172	---	---	1,000	1	160.00	4,493.25	0.144	0.23	45102010		
1,011,000	1.00	---	---	---	01/07/2004	11/12/2012	5193	TRIA ALFA SA (CR)	10.6	9.84	P	9.65	14/07/2023	10.5	10.5	10.6	10.6	10.595	200@9.00	---	---	81.19	2022	835	19	8,847.00	10,716.60	7.6	16.9	55101020

Suspension Status

66,948,210	0.300	---	---	---	22/09/2015	22/09/2015	5179	FOLLI FOLLIE (CR)	4.8	---	4.8	24/05/2018	---	---	---	---	---	---	---	---	---	---	---	---	---	321,351.41	4.8	4.8	40401030
12,417,000	0.310	---	---	---	27/08/2019	28/08/2017	5233	MLS MULTIMEDIA SA (CR)	0.57	---	0.57	12/05/2020	---	---	---	---	---	---	---	---	---	---	---	---	---	7,077.69	0.57	0.57	10101015
6,330,002	0.300	---	---	---	25/06/2002	15/03/2019	5278	VARVARESSOS (CR)	0.24	---	0.24	02/05/2023	---	---	---	---	---	---	---	---	---	---	---	---	---	1,519.20	0.16	0.25	55101020
3,961,300	1.28	---	---	---	29/06/2004	03/08/2000	5248	DUROS SA (CR)	0.25	---	0.25	24/04/2023	---	---	---	---	---	---	---	---	---	---	---	---	---	990.33	0.2	0.3	40204020
7,085,888	1.59	---	---	---	02/07/1996	06/09/2010	5216	ELVIEMEK (CR)	2.6	---	2.6	30/09/2019	---	---	---	---	---	---	---	---	---	---	---	---	---	18,423.31	2.6	2.6	35101010
7,125,216	0.650	---	---	---	01/07/2005	14/12/1999	4955	KRE.KA SA (CR)	0.28	---	0.28	06/04/2023	---	---	---	---	---	---	---	---	---	---	---	---	---	1,995.06	0.17	0.43	45102010
7,734,375	1.00	---	---	---	09/07/2007	07/01/2011	5277	LIVANIS SA (CR)	0.125	---	0.125	28/04/2023	---	---	---	---	---	---	---	---	---	---	---	---	---	966.80	0.12	0.18	40301030

Shares' Notes

Code	Note text
()	- Adjusted dividends.
*	- Last adjusted closing price.
[1]	- Net dividends.
[2]	- The "Date of Last Coupon" for New listings refers to the date company's stocks started to trade in Athex
[3]	- The Company Market Value is referred to the number of outstanding shares
[4]	- Sectors codification can be found in Appendix A
[5]	- The Market Value refers to the total number of shares listed (including their several classes) in the exchange by the company.
[6]	- P/E greater than 100
[7]	- Last view of the Order Book before the end of the trading session
[8]	- All Blocks Methods' Transactions Value are included.
4750	- Transfer to the Under Surveillance Category from 8/4/2011.
4955	- Transfer to the Surveillance Category as from 5/4/2013.
4957	- Transfer to the Surveillance Category as from 5/4/2013.
4958	- Transfer to the Surveillance Category as from 5/4/2013.
4959	- Transfer to the Surveillance Category as from 5/4/2013.
5093	- Transfer to the Surveillance Category as of 8/4/2015.
5141	- Transfer to the Surveillance Category as of 10/05/2017.
5160	- Transfer to the Surveillance Category as of 15/04/2016.
5165	- Transfer to the Surveillance Category as of 15/02/2018.
5179	- Suspension of trading as of 25/05/2018.
5193	- Transfer to the Surveillance Category as of 25/10/2018.
5197	- Transfer to the Surveillance Category as of 07/11/2018.
5216	- Suspension of trading as of 01/10/2019.
5232	- Transfer to the Under Surveillance Category from 08/04/2011.
5233	- Suspension of trading as of 13/05/2020.
5248	- Transfer to the Surveillance Category as of 06/09/20116.
5253	- Transfer to the Surveillance Category as of 14/5/2021.
5275	- Transfer to the Surveillance Category as of 09/07/2020.
5277	- Suspension of trading as of 02/05/2023.
5278	- Suspension of trading as of 03/05/2023.

Securities Blocks Details

Securities	Block Volume	Price	Block Trade Value	Time of approval	Note
LAMDA DEVELOPMENT SA (CR)	33,885	7.32	247,868.78	10:42:02	20
OPAP (CR)	25,000	16.15	403,750.00	11:06:15	20
JUMBO SA (CR)	50,000	27.40	1,370,000.00	11:18:12	20
TERNA ENERGY (CR)	70,000	18.38	1,286,600.00	11:26:13	20
JUMBO SA (CR)	9,443	27.50	259,682.50	11:51:46	20
AEGEAN AIRLINES (CR)	6,661	12.26	81,663.86	12:34:33	20
JUMBO SA (CR)	96,000	27.44	2,634,240.00	15:26:42	20
PIRAEUS FINANCIAL HOLD (CR)	90,052	3.37	303,835.45	16:06:44	20

Blocks Notes

- 9 - Method 6-1 / Special Fees
- 10 - Method 6-1 / Special Fees, SDS
- 14 - Method 6-3 / Settlement, Incomplete Buy and Sell
- 18 - Method 6-2 / SPOT 1
- 19 - Method 6-2 / SPOT 2
- 20 - Method 6-1 and Method 6-1 Same Day Settlement
- 21 - Other Pre-agreed

Shares Rights Details

Occured date	Exercise from	Exercise until	Trading until	Rights	Price min	Price max	Closing price	Last Bid	Last Ask	Volume	Trades	Transactions Value
--------------	---------------	----------------	---------------	--------	-----------	-----------	---------------	----------	----------	--------	--------	--------------------

No Rights Transactions.

Forced Sales Details

Securities	Category of Security	Transactions Volume	Number of Trades	Transactions Value	Note
------------	----------------------	------------------------	---------------------	-----------------------	------

No Forced Transactions.

Forced Sales Notes

- 1 - Compulsory Public Forced Sales
- 2 - Forced Sales of Fixed Registered Shares
- 3 - Forced Sales of Remaining Fractional Shares

Exchange Traded Funds (ETFs) Characteristics

	Transactions Date (T)	Creation / Redemption	Units (T-1)	New Units (T-1)	Redemption Units (T-1)	Units (T) [1]	Fund Assets [2]	Net Unit Price	Dividend per Unit	Dividend Date
ALPHA ETF FTSE Athex Large Cap	17/07/2023	5,000	924,675	---	---	924,675	29,782,990.00	32.2091	0.62	03/07/2023

ETFs Notes

[1] - Units (T) = Units (T-1) + New Units (T-1) - Redemption Units (T-1)

[2] - The Creation / Redemption Units of T-1 are included.

Non Convertible Corporate Bonds - Regulated Market

Num Listed Bonds	Nominal price	Issue price	Today's Rate	Exp. Date	Duration (years)	Note	Coupon		Trading Unit	Corporate Bonds	Accrued Int.	Yield.T.Mat	Price min	Price max	Closing price	Previous closing price/date	Volume	Transactions Value	Last order		Date	ear min	Year max	
							Common	Preferred											Price	Buy / Sell				
100,000	1,000.00	1,000.00	2.95	11/02/2027	5	---	3	---	1	SAFE BULKERS PARTICIPATIONS PLC (Non Convertible)	12.7833	5.0280	92.9700	92.9700	92.9700	92.5310	14/07/2023	1,000	942.48	92.6500	B	17/07/2023	89.9269	97.0000
320,000	1,000.00	1,000.00	3.40	21/07/2027	7	---	6	---	1	LAMDA DEVELOPMENT S.A. (Non Convertible)	16.7167	4.7490	92.6502	93.8999	93.7297	93.6750	14/07/2023	121,000	114,708.21	92.7001	B	17/07/2023	91.4001	95.5000
200,000	1,000.00	1,000.00	2.10	27/10/2027	7	---	6	---	1	O.P.A.P. S.A. (Non Convertible)	4.8417	3.7810	92.5500	93.0000	92.9145	92.6360	14/07/2023	55,000	51,369.29	92.5000	B	17/07/2023	91.3710	95.4000
200,000	1,000.00	1,000.00	1.90	23/03/2028	7	---	5	---	1	MOTOR OIL CORINTH REFINERIES SA (Non Convertible)	6.2278	3.7280	91.5000	92.0000	91.9480	91.9000	14/07/2023	75,000	69,428.08	91.5000	B	17/07/2023	87.5500	92.6000
100,000	1,000.00	1,000.00	2.70	25/05/2026	5	---	5	---	1	COSTAMARE PARTICIPATIONS PLC (Non Convertible)	4.1250	4.0470	95.8800	95.9000	95.8895	95.3600	14/07/2023	101,000	97,265.13	95.3603	B	17/07/2023	92.1400	97.0000
300,000	1,000.00	1,000.00	2.30	20/07/2028	7	---	4	---	1	PRODEA REIC S.A.(Non Convertible)	11.5000	5.7150	85.4500	85.8000	85.5024	85.4800	14/07/2023	310,000	268,613.48	85.4000	B	17/07/2023	82.0100	86.2000
150,000	1,000.00	1,000.00	2.65	22/10/2026	5	---	4	---	1	CPLP SHIPPING HOLDINGS PLC (Non Convertible)	6.3306	4.6620	93.6000	93.6000	93.6000	93.5000	14/07/2023	4,000	3,769.32	93.3000	B	17/07/2023	92.5500	96.0000
250,000	1,000.00	1,000.00	2.45	16/11/2028	7	---	4	---	1	ELVALHALCOR S.A. (Non Convertible)	4.3556	4.5770	88.7000	90.0000	89.9500	89.8730	14/07/2023	132,000	119,183.93	89.0000	B	17/07/2023	85.6375	91.0000
500,000	1,000.00	1,000.00	2.75	03/07/2027	7	---	7	---	1	GEK TERNA S.A. (Non Convertible)	1.2222	4.4550	92.0000	93.0000	92.9000	92.7210	14/07/2023	37,000	34,355.22	92.0000	B	17/07/2023	86.8000	94.4535
300,000	1,000.00	1,000.00	2.30	14/12/2028	7	---	4	---	1	GEK TERNA S.A. (Non Convertible)	2.2361	4.7160	88.7000	88.7000	88.7000	88.2000	14/07/2023	1,000	889.24	88.4000	B	17/07/2023	82.1339	90.3500
175,000	1,000.00	1,000.00	3.40	26/07/2024	5	---	8	---	1	ATTICA HOLDINGS S.A. (Non Convertible)	16.4333	3.8680	98.1100	99.0000	99.0000	98.5000	14/07/2023	1,406,000	1,414,571.82	98.6000	B	17/07/2023	96.6179	99.0000
230,000	1,000.00	1,000.00	4.70	12/07/2029	7	---	3	---	1	LAMDA DEVELOPMENT S.A. (Non convertible)	0.9139	4.5360	99.4801	99.9999	99.7378	99.6930	14/07/2023	83,000	82,858.20	99.4800	B	17/07/2023	94.9889	101.0000
100,000	1,000.00	1,000.00	4.40	26/07/2029	7	---	2	---	1	CPLP SHIPPING HOLDINGS PLC (Non Convertible)	21.2667	4.5340	98.2000	98.6000	98.4133	98.0950	14/07/2023	15,000	15,081.00	98.2000	B	17/07/2023	97.2369	100.8000
200,000	1,000.00	1,000.00	3.60	12/03/2026	7	---	9	---	1	AEGEAN AIRLINES S.A. (Non Convertible)	12.8000	3.6380	97.3000	98.4999	98.4907	98.0000	14/07/2023	101,000	100,171.18	97.3000	B	17/07/2023	95.6301	98.9000
150,000	1,000.00	1,000.00	2.60	22/10/2026	7	---	8	---	1	TERNA ENERGY FINANCE S.A. (Non Convertible)	6.2111	4.4860	93.0318	93.3000	93.2847	92.9100	14/07/2023	35,000	32,867.02	93.0318	B	17/07/2023	92.5000	95.7400
100,000	1,000.00	1,000.00	2.80	25/01/2027	5	---	3	---	1	PREMIA S.A. (Non Convertible)	13.6111	5.0680	92.4490	92.5000	92.4899	91.4900	13/07/2023	85,000	79,773.36	91.0100	B	17/07/2023	87.6862	95.9899
500,000	1,000.00	1,000.00	4.00	10/07/2030	7	---	1	---	1	MYTILINEOS S.A. (Non Convertible)	1.0000	4.0020	99.9300	100.0300	99.9731	100.0000	14/07/2023	36,000	36,026.30	100.0000	B	17/07/2023	99.8000	100.0700
120,000	1,000.00	1,000.00	3.95	04/04/2025	7	---	11	---	1	GEK TERNA S.A. (Non Convertible)	11.6306	3.4100	99.7000	99.7000	99.7000	99.0000	13/07/2023	4,000	4,034.52	99.5000	B	17/07/2023	97.5523	100.5000

Corporate Bonds Notes

Transactions Volume = (Pieces) * (Nominal Price). Transactions Value = (Pieces) * (Nominal Price) * (price %) + (Accrued interest).

The price of a Bond is stated as a percentage (%) of Bond's Nominal Price.

Nominal Price in Euros (€), except if it is noted differently.

Non Convertible Corporate Bonds - Regulated Market

Num Listed Bonds	Nominal price	Issue price	Today's Rate	Exp. Date	Duration (years)	Note	Coupon		Trading Unit	Corporate Bonds	Accrued Int.	Yield.T.Mat	Price min	Price max	Closing price	Previous closing price/date	Volume	Transactions Value	Last order			ear min	Year max
							Common	Preferred											Price	Buy / Sell	Date		
120,000	1,000.00	1,000.00	2.65	06/12/2028	7	---	4	---	1	NOVAL PROPERTY REIC (Non Convertible)	3.1653	5.1450	88.3000	88.6000	88.4000	88.5300 14/07/2023	72,000	63,919.30	88.2600	B	17/07/2023	84.3700	90.8700

Corporate Bonds Notes

Transactions Volume = (Pieces) * (Nominal Price). Transactions Value = (Pieces) * (Nominal Price) * (price %) + (Accrued interest).

The price of a Bond is stated as a percentage (%) of Bond's Nominal Price.

Nominal Price in Euros (€), except if it is noted differently.

Government Bonds

Number Listed Bonds	Nominal price	Today's Rate	Accrued Interest Calc	Exp. Date [1]	Duration (years)	Note	Coupons Date	Curr. coupon value	Trading Unit	Government Bonds	Price min	Price max	Closing price	Previous closing price/date	Volume	Transactions Value	Price	Last order Buy / Sell	Date
4,500,000	1,000.00	1.88	Actual/Actual	04/02/2035	15	---	04/02	1.88	1	GGB-FXD-040235-15Y-1.875-1.000	---	---	---	---	---	---	---	---	---
2,500,000	1,000.00	3.45	Actual/Actual	02/04/2024	5	---	02/04	3.45	1	GGB-FXD-020424-05Y-3.450-1.000	---	---	---	---	---	---	---	---	---
6,000,000	1,000.00	0.75	Actual/Actual	18/06/2031	10	---	18/06	0.75	1	GGB-FXD-180631-10Y-0.750-1.000	---	---	---	---	---	---	---	---	---
2,500,000	1,000.00	3.88	Actual/Actual	15/06/2028	5	---	15/06	3.88	1	GGB-FXD-150628-05Y-3.875-1.000	---	---	---	---	---	---	---	---	---
5,962,747,327	1.00	3.75	Actual/Actual	30/01/2028	10	---	/02 - 01/02 - 31/	3.75	1	GGB-FXD-300128-10Y-3.750-1.00	---	---	---	85.4610 13/07/2018	---	---	1.0000	B	28/11/2018
7,067,309,386	1.00	3.90	Actual/Actual	30/01/2033	15	---	/02 - 01/02 - 31/	3.90	1	GGB-FXD-300133-15Y-3.900-1.00	---	---	---	78.6730 13/07/2018	---	---	1.0000	B	28/11/2018
5,622,848,349	1.00	4.00	Actual/Actual	30/01/2037	19	---	/02 - 01/02 - 31/	4.00	1	GGB-FXD-300137-19Y-4.000-1.00	---	---	---	77.0370 13/07/2018	---	---	1.0000	B	28/11/2018
5,476,770,669	1.00	4.20	Actual/Actual	30/01/2042	24	---	/02 - 01/02 - 31/	4.20	1	GGB-FXD-300142-24Y-4.200-1.00	---	---	---	77.7640 13/07/2018	---	---	1.0000	B	28/11/2018
48,794,718	1.00	4.30	Actual/Actual	24/02/2024	12	---	24/02	4.30	1	GGB-FXD-240224-12Y-2.000-1.00	---	---	---	10.0000 22/06/2015	---	---	---	---	---
40,248,141	1.00	4.30	Actual/Actual	24/02/2025	13	---	24/02	4.30	1	GGB-FXD-240225-13Y-2.000-1.00	---	---	---	10.0000 22/06/2015	---	---	---	---	---
59,586,043	1.00	4.30	Actual/Actual	24/02/2026	14	---	24/02	4.30	1	GGB-FXD-240226-14Y-2.000-1.00	---	---	---	10.0000 22/06/2015	---	---	---	---	---
41,118,344	1.00	4.30	Actual/Actual	24/02/2027	15	---	24/02	4.30	1	GGB-FXD-240227-15Y-2.000-1.00	---	---	---	10.0000 22/06/2015	---	---	---	---	---
45,137,734	1.00	4.30	Actual/Actual	24/02/2028	16	---	24/02	4.30	1	GGB-FXD-240228-16Y-2.000-1.00	---	---	---	10.0000 22/06/2015	---	---	---	---	---
61,768,888	1.00	4.30	Actual/Actual	24/02/2029	17	---	24/02	4.30	1	GGB-FXD-240229-17Y-2.000-1.00	---	---	---	10.0000 22/06/2015	---	---	---	---	---
54,567,744	1.00	4.30	Actual/Actual	24/02/2030	18	---	24/02	4.30	1	GGB-FXD-240230-18Y-2.000-1.00	---	---	---	10.0000 22/06/2015	---	---	---	---	---
37,541,515	1.00	4.30	Actual/Actual	24/02/2031	19	---	24/02	4.30	1	GGB-FXD-240231-19Y-2.000-1.00	---	---	---	10.0000 22/06/2015	---	---	---	---	---
37,558,317	1.00	4.30	Actual/Actual	24/02/2032	20	---	24/02	4.30	1	GGB-FXD-240232-20Y-2.000-1.00	---	---	---	10.0000 22/06/2015	---	---	---	---	---
37,473,732	1.00	4.30	Actual/Actual	24/02/2033	21	---	24/02	4.30	1	GGB-FXD-240233-21Y-2.000-1.00	---	---	---	10.0000 22/06/2015	---	---	---	---	---
33,888,293	1.00	4.30	Actual/Actual	24/02/2034	22	---	24/02	4.30	1	GGB-FXD-240234-22Y-2.000-1.00	---	---	---	10.0000 22/06/2015	---	---	---	---	---
35,177,800	1.00	4.30	Actual/Actual	24/02/2035	23	---	24/02	4.30	1	GGB-FXD-240235-23Y-2.000-1.00	---	---	---	10.0000 22/06/2015	---	---	---	---	---
35,547,268	1.00	4.30	Actual/Actual	24/02/2036	24	---	24/02	4.30	1	GGB-FXD-240236-24Y-2.000-1.00	---	---	---	10.0000 22/06/2015	---	---	---	---	---
40,246,306	1.00	4.30	Actual/Actual	24/02/2037	25	---	24/02	4.30	1	GGB-FXD-240237-25Y-2.000-1.00	---	---	---	10.0000 22/06/2015	---	---	---	---	---
37,643,952	1.00	4.30	Actual/Actual	24/02/2038	26	---	24/02	4.30	1	GGB-FXD-240238-26Y-2.000-1.00	---	---	---	10.0000 22/06/2015	---	---	---	---	---
36,977,100	1.00	4.30	Actual/Actual	24/02/2039	27	---	24/02	4.30	1	GGB-FXD-240239-27Y-2.000-1.00	---	---	---	10.0000 22/06/2015	---	---	---	---	---
41,615,000	1.00	4.30	Actual/Actual	24/02/2040	28	---	24/02	4.30	1	GGB-FXD-240240-28Y-2.000-1.00	---	---	---	10.0000 22/06/2015	---	---	---	---	---
42,227,208	1.00	4.30	Actual/Actual	24/02/2041	29	---	24/02	4.30	1	GGB-FXD-240241-29Y-2.000-1.00	---	---	---	10.0000 22/06/2015	---	---	---	---	---
68,288,487	1.00	4.30	Actual/Actual	24/02/2042	30	---	24/02	4.30	1	GGB-FXD-240242-30Y-2.000-1.00	---	---	---	10.0000 22/06/2015	---	---	---	---	---
4,000,000	1,000.00	3.88	Actual/Actual	12/03/2029	10	---	12/03	3.88	1	GGB-FXD-120329-10Y-3.875-1.000	---	---	---	---	---	---	100.0000	B	15/10/2019
4,500,000	1,000.00	0.00	Actual/Actual	12/02/2026	5	---	12/02	0.00	1	GGB-FXD-120226-05Y-0.000-1.000	---	---	---	---	---	---	---	---	---
3,000,000	1,000.00	3.38	Actual/Actual	15/02/2025	7	---	15/02	3.38	1	GGB-FXD-150225-07Y-3.375-1.000	---	---	---	---	---	---	---	---	---
964,000	1,000.00	3.25	Actual/Actual	20/03/2025	6	---	20/03	3.25	1	GGB-FXD-200325-06Y-3.250-1.000	---	---	---	---	---	---	---	---	---
2,100,000	1,000.00	3.55	Actual/Actual	20/03/2026	7	---	20/03	3.55	1	GGB-FXD-200326-07Y-3.550-1.000	---	---	---	---	---	---	---	---	---
40,000	1,000.00	2.18	FLR Actual/360	16/09/2023	1	---	16/03 - 16/09	---	1	GGB-FLT-160923-01Y-2.178-1.000	---	---	---	---	---	---	---	---	---
5,500,000	1,000.00	1.50	Actual/Actual	18/06/2030	10	---	18/06	1.50	1	GGB-FXD-180630-10Y-1.500-1.000	---	---	---	---	---	---	---	---	---

Government Bonds Notes

Transactions Volume = (Pieces) * (Nominal Price). Transactions Value = (Pieces) * (Nominal Price) * (price %) + (Accrued interest).

The Value of current coupon for the issues with NV 0.01 euro refers to NV 100 euros

FLR: Floating Interest Rate.

[1] - The Expiration Date of the interest bearing period and the Date for coupon payment.

Government Bonds

Number Listed Bonds	Nominal price	Today's Rate	Accrued Interest Calc	Exp. Date [1]	Duration (years)	Note	Coupons Date	Curr. coupon value	Trading Unit	Government Bonds	Price min	Price max	Closing price	Previous closing price/date	Volume	Transactions Value	Price	Last order Buy / Sell	Date
5,364,250	1,000.00	3.25	Actual/Actual	20/03/2050	30	---	20/03	3.25	1	GGB-FXD-200350-30Y-3.250-1.000	---	---	---	---	---	---	---	---	---
3,924,361	1,000.00	2.00	Actual/Actual	22/04/2027	7	---	22/04	2.00	1	GGB-FXD-220427-07Y-2.000-1.000	---	---	---	---	---	---	99.9000	B	22/04/2020
2,500,000	1,000.00	1.88	Actual/Actual	23/07/2026	7	---	23/07	1.88	1	GGB-FXD-230726-07Y-1.875-1.000	---	---	---	---	---	---	---	---	---
4,050,000	1,000.00	4.25	Actual/Actual	15/06/2033	10	---	15/06	4.25	1	GGB-FXD-150633-10Y-4.250-1.000	---	---	---	---	---	---	---	---	---
3,500,000	1,000.00	1.88	Actual/Actual	24/01/2052	30	---	24/01	1.88	1	GGB-FXD-240152-30Y-1.875-1.000	---	---	---	---	---	---	---	---	---
3,700,000	1,000.00	1.75	Actual/Actual	18/06/2032	10	---	18/06	1.75	1	GGB-FXD-180632-10Y-1.750-1.000	---	---	---	---	---	---	---	---	---
2,200,000	1,000.00	1.13	FLR Actual/360	15/12/2027	5	---	- 15/12 - 15/03 -	---	1	GGB-FLT-151227-05Y-1.130-1.000	---	---	---	---	---	---	102.1600	B	30/12/2022

Government Bonds Notes

Transactions Volume = (Pieces) * (Nominal Price). Transactions Value = (Pieces) * (Nominal Price) * (price %) + (Accrued interest).

The Value of current coupon for the issues with NV 0.01 euro refers to NV 100 euros

FLR: Floating Interest Rate.

[1] - The Expiration Date of the interest bearing period and the Date for coupon payment.

Treasury Bills & Zero Coupon Government Bonds

Issue Date	13-Week Maturity									26-Week Maturity									52-Week Maturity								
	Exp. Date	Initial Rate	Num Listed Bonds	Nominal price	Issue price	Last Trade Price	Last Trade Date	Volume Traded	Note	Exp. Date	Initial Rate	Num Listed Bonds	Nominal price	Issue price	Last Trade Price	Last Trade Date	Volume Traded	Note	Exp. Date	Initial Rate	Num Listed Bonds	Nominal price	Issue price	Last Trade Price	Last Trade Date	Volume Traded	Note
09/09/2022	---	---	---	---	---	---	---	---	---	---	---	---	---	---	---	---	---	---	08/09/2023	1.97	1,000,000	1,000.00	980.47	---	---	---	---
09/12/2022	---	---	---	---	---	---	---	---	---	---	---	---	---	---	---	---	---	---	08/12/2023	2.73	600,000	1,000.00	973.10	---	---	---	---
10/03/2023	---	---	---	---	---	---	---	---	---	---	---	---	---	---	---	---	---	---	08/03/2024	3.75	1,000,000	1,000.00	963.46	---	---	---	---
09/06/2023	---	---	---	---	---	---	---	---	---	---	---	---	---	---	---	---	---	---	07/06/2024	3.84	1,600,000	1,000.00	962.60	---	---	---	---

Bonds in Circulation	Currency / Min nominal traded Value	Coupons Payment Date	Current Coupon Value	Note	Coupon	Trading Unit	Issue Date	Duration (years)	Today's Interest	A.I.C in days	Bonds	Last price of previous days		Last Outcry in Cash (euro)			Trades in Pieces	Life min	Life Max
												Price	Buy / Sell	Price	Buy / Sell	Date			
Corporate Bonds in Foreign Currency and Euro																			
103,746	GBP / 10	01/12	0.25	---	64	1	01/12/1930	98	2.5	360	National Mortgage Bank	2.27	05/02/1996	2.27	S	05/02/1996	---	2.27	2.27
0	GBP / 10	01/12	0.25	---	66	1	01/12/1928	100	2.5	360	National Mortgage Bank	---	---	---	---	---	---	---	---

Government Bonds Notes

A.I.C: Accrued Interest Calculation base.

FLR: Floating Interest Rate.

The minimum tradeable Nominal Value for all Demeterialised Government Titles is 100 Euros.

(μτφρ-0)

Athex & ATHEXClear Members List

Member Name	Stock Market			Derivatives Market		ATHEXClear Member				
	Address	Phone	Fax	Market Member	Remote Member	Market Maker	Proprietary	Market Maker	General Clearing	Direct Clearing
A. SARRIS SECURITIES S.A.				a						
6, ΔΡΑΓΑΤΣΑΝΙΟΥ 6 ΑΘΗΝΑ	2103367700									
AEONIC SECURITIES C.I.F. P.L.C.				a						
, ΛΑΪΟΥ 6, ΓΡ. 301B, ANNA COURT	35725337600									
ALPHA BANK S.A.									a	
, ΣΤΑΔΙΟΥ 40 ΑΘΗΝΑ	2103260000									
ALPHA FINANCE INVESTMENT SERVICES SINGLE MEMBER SA				a		a	a	a		a
5, ΠΑΝΕΠΙΣΤΗΜΙΟΥ 45 ΑΘΗΝΑ	2103677400									
ARGUS STOCKBROKERS LTD				a	a		a			
25, 25 ΛΕΩΦΟΡΟΣ ΔΗΜΟΣΘΕΝΗ ΣΕΒΕΡΗ	0035722717000									
ATLANTIC SECURITIES LTD				a	a					
37, ΠΡΟΔΡΟΜΟΥ 37	0035722445400									
AXON SECURITIES S.A.				a			a			
48, ΣΤΑΔΙΟΥ 48 ΑΘΗΝΑ	2103363800									
BETA SECURITIES S.A.				a		a	a			a
29, Λ. ΑΛΕΞΑΝΔΡΑΣ 29 ΑΘΗΝΑ	2106478930									
BNP PARIBAS S.A.									a	
, ΛΑΜΨΑΚΟΥ 2 ΑΘΗΝΑ	2107468525									
BOFA SECURITIES EUROPE SA				a	a					
, 112 AVENUE KL'BER 75116	+33 153655555									
CAPITAL SECURITIES S.A.				a			a			
58, ΜΗΤΡΟΠΟΛΕΩΣ 58 ΑΘΗΝΑ	2103369700									
CITIGROUP GLOBAL MARKETS EUROPE AG				a	a					
16, REUTERWEG 16	+49 691366-0									
CITIGROUP GLOBAL MARKETS LIMITED				a						
1, 33 CANADA SQUARE -CANARY WHARF	+44 02079864000									
CREDIT SUISSE BANK (EUROPE), S.A.				a	a					
, CALLE AYALA 42, 3A PLANTA-B MADRID	+34917916000									
CREDIT SUISSE SECURITIES (EUROPE) LIMITED				a						
1, ONE CABOT SQUARE LONDON	+44 2078888888									
CYCLOS SECURITIES S.A.				a			a			
39, ΧΑΡΙΛΑΟΥ ΤΡΙΚΟΥΠΗ 6-8-10 ΑΘΗΝΑ	2103364300									
DEUTSCHE BANK S.A.					a					
1, GREAT WINCHESTER STREET LONDON	+44 20 754 54209	00441133361437								
EUROBANK EQUITIES INVESTMENT FIRM SINGLE MEMBER SA				a		a	a	a		a
, ΦΙΛΕΛΛΗΝΩΝ 10 & ΞΕΝΟΦΩΝΤΟΣ 13 ΑΘΗΝΑ	2103720425									
EUROBANK S.A.									a	
, ΟΘΩΝΟΣ 8 ΑΘΗΝΑ	2144043907									
EUROCORP INVESTMENT SERVICES S.A.				a			a			a
14, ΠΛ.ΦΙΛΙΚΗΣ ΕΤΑΙΡΕΙΑΣ 14 ΑΘΗΝΑ	2107263600									
EUOTRUST INVESTMENT FIRM SA				a						
113, ΣΕΒΑΣΤΟΥΠΟΛΕΩΣ 113 ΑΘΗΝΑ	2103363100									
EUROXX SECURITIES S.A.				a		a	a	a		a
7, ΠΑΛΑΙΟΛΟΓΟΥ ΧΑΛΑΝΔΡΙ	(210)-6879400	(210)-6879401								
7, ΠΑΛΕΟΛΟΓΟΥ ΧΑΛΑΝΔΡΙ	+30 2106879400	210-6879401								
FREEDOM FINANCE EUROPE LTD				a	a					
, ΧΡΙΣΤΑΚΗ ΚΡΑΝΟΥ 20	035725257786									
G. A. PERVANAS SECURITIES- INVESTMENT SERVICES S.A.				a						
7-9, ΣΟΦΟΚΛΕΟΥΣ 7-9 ΑΘΗΝΑ	2103727200									
GLOBAL CAPITAL SECURITIES & FINANCIAL SERVICES LTD				a	a					
50, ΛΑΡΧΙΕΠΙΣΚΟΠΟΥ ΜΑΚΑΡΙΟΥ Γ50	0035722710710									
GREENPOST TRADING EUROPE LTD				a	a	a				
, ΚΙΜΩΝΟΣ 3, ACROPOLIS MANSIONS, 2ND FLOOR, FLAT/OFFICE 202	035722521389									
HELLENIC AMERICAN SECURITIES S.A.				a		a	a			a
27, ΑΝΔΡΕΑ ΠΑΠΑΝΔΡΕΟΥ 27 ΜΑΡΟΥΣΙ	2103311100									
HELLENIC BANK (INVESTMENTS) LTD					a					
, ΑΥΕ.ΚΥΡΙΑΚΟΥ ΜΑΤΣΙ 31 - PO BOX 24747 NICOSIA	+357 22500100	357 22500110								
HSBC CONTINENTAL EUROPE									a	
109-111, Λ.ΜΕΣΟΓΕΙΩΝ 109-111	2106960000									
INDEX SECURITIES S.A.				a						
6, ΔΡΑΓΑΤΣΑΝΙΟΥ 6 ΑΘΗΝΑ	2103213920									
J. CHR. MAVRIKIS SECURITIES S.A.				a						
5, ΣΟΦΟΚΛΕΟΥΣ 5 ΑΘΗΝΑ	2103216730									

Athex & ATHEXClear Members List

Member Name				Stock Market			Derivatives Market		ATHEXClear Member	
	Address	Phone	Fax	Market Member	Remote Member	Market Maker	Proprietary	Market Maker	General Clearing	Direct Clearing
KAPPA SECURITIES S.A.				a			a			
15, ΒΑΛΛΑΡΙΤΟΥ 15 ΑΘΗΝΑ	2103678600									
KARAMANOF SECURITIES & INVESTMENT SERVICES S.A.				a						
2, ΠΛ.ΑΓ.ΘΕΟΔΩΡΩΝ 2 ΑΘΗΝΑ	2103212947									
LAIKI FINANCIAL SERVICES LTD					a					
26, AVE. VYRONOS NICOSIA	357 22367367	357 22718567								
LEON DEPOLAS SECURITIES S.A.				a		a	a			
1, ΧΡΗΣΤΟΥ ΛΑΔΑ 1 ΑΘΗΝΑ	2103213276 -28									
MEGA EQUITY SECURITIES & FINANCIAL SERVICES PUBLIC LTD				a	a		a			
42-44, ΛΕΩΦ.ΓΡΙΒΑ ΔΙΓΕΝΗ 42-44	0035722711711									
MERIT SECURITIES S.A				a		a	a			a
5, ΣΟΦΟΚΛΕΟΥΣ 5 ΑΘΗΝΑ	2103671880									
MERRILL LYNCH INTERNATIONAL				a						
2, 2 KING EDWARD STREET LONDON	+44 20276281000									
N. CHRYSOCHOIDIS SECURITIES S.A.				a			a			a
7-9, ΣΟΦΟΚΛΕΟΥΣ 7-9 ΑΘΗΝΑ	2103213913									
NATIONAL BANK OF GREECE S.A.				a		a	a		a	
86, ΑΙΟΛΟΥ STR. ΑΘΗΝΑ	(210)-3341000	(210)-3228187								
68, ΑΚΑΔΙΜΙΑΣ STR. ΑΘΗΝΑ	(210)-3328817	(210)-3328678								
NATIONAL SECURITIES SINGLE MEMBER SA				a		a	a	a		
66, ΛΕΩΦΟΡΟΣ ΑΘΗΝΩΝ 128-132 & ΙΦΙΓΕΝΙΑΣ ΑΘΗΝΑ	2103328784									
NUNTIUS BROKERAGE AND INVESTMENT SERVICES S.A				a						
6, ΔΡΑΓΑΤΣΑΝΙΟΥ 6 ΑΘΗΝΑ	2103350599									
ONE PLUS CAPITAL LIMITED				a	a					
, 75 PRODROMOU AVENUE NICOSIA 1307	35722873760									
OPTIMA BANK S.A.				a		a	a	a	a	
32, ΑΙΓΙΑΛΕΙΑΣ 32 & ΠΑΡΑΔΕΙΣΟΥ ΜΑΡΟΥΣΙ	2108173663									
PANCRETA BANK S.A									a	
, ΙΚΑΡΟΥ 5	2810 338800									
PANTELAKIS SECURITIES S.A.				a		a	a	a		
57, ΕΘΝΙΚΗΣ ΑΝΤΙΣΤΑΣΕΩΣ 57, ΚΤΙΡΙΟ Β CHALANDRI	2106965000									
PEGASUS SECURITIES S.A				a			a			
17, ΒΑΛΛΑΡΙΤΟΥ 17 & ΑΜΕΡΙΚΗΣ ΑΘΗΝΑ	2103670700									
PIRAEUS BANK S.A.				a			a		a	
, ΑΜΕΡΙΚΗΣ 4 ΑΘΗΝΑ	2103335000									
PIRAEUS SECURITIES S. A.				a		a	a	a		a
10, ΣΤΑΔΙΟΥ 10 ΑΘΗΝΑ	2103354100									
PROCHOICE SECURITIES LTD				a	a					
57, ΛΕΩΦ.ΣΠΥΡΟΥ ΚΥΠΡΙΑΝΟΥ 57, ΑΚΙΝΗΤΑ Φ	035724661192									
SHARELINK SECURITIES & FINANCIAL SERVICES LTD				a			a			
6, HOUSE-ΘΕΟΤΟΚΗ 6 ΜΕΓΑΡΟ ΕΛΛΗΝΑ	+357 22554200									
SOCIETE GENERALE S.A.				a	a		a			
, 17 COURS VALMY, CEDEX	+157290504									
SOLIDUS SECURITIES S.A				a			a			a
64, ΛΟΥΙΖΗΣ ΡΙΑΝΚΟΥΡ 64 ΑΘΗΝΑ	2106900600									
ST. EM. LAVRENTAKIS SECURITIES S.A.				a			a			
7-9, ΣΟΦΟΚΛΕΟΥΣ 7-9 ΑΘΗΝΑ	2103213336									
THE CYPRUS INVESTMENT & SECURITIES CORPORATION LTD				a	a					
154, ΑΓΙΟΥ ΠΡΟΚΟΠΙΟΥ & ΠΟΣΕΙΔΩΝΟΣ 1	0035722121700									
UBS EUROPE SE				a	a					
, OPERNTURM, BOCKENHEIMER LANDSTRASSE 2-4	496921790									
UBS LIMITED					a					
1, FINSBURY AVENUE LONDON	+44 2075687135									

List of Stocks under Market Making operations

Securities	Market Maker	Start Market Making	Stock Category	Suspension Status
MLS MULTIMEDIA SA (CR)				
	PIRAEUS SECURITIES S. A.	01/08/2019		
ALPHA ETF FTSE Athex Large Cap			Exchange Traded Funds (ETFs)	
	ALPHA FINANCE INVESTMENT SERVICES SINGLE MEMBER SA	02/01/1900		
	NATIONAL SECURITIES SINGLE MEMBER SA	02/01/1900		
ADMIE (IPTO) HOLDING S.A. (CR)			Main Market	
	EUROBANK EQUITIES INVESTMENT FIRM SINGLE MEMBER SA	24/05/2021		
	HELLENIC AMERICAN SECURITIES S.A.	09/03/2020		
	PIRAEUS SECURITIES S. A.	29/06/2017		
AEGEAN AIRLINES (CR)			Main Market	
	EUROBANK EQUITIES INVESTMENT FIRM SINGLE MEMBER SA	22/09/2020		
ALPHA SERVICES HOLD (CR)			Main Market	
	ALPHA FINANCE INVESTMENT SERVICES SINGLE MEMBER SA	29/02/2016		
	EUROBANK EQUITIES INVESTMENT FIRM SINGLE MEMBER SA	22/10/2006		
	GREENPOST TRADING EUROPE LTD	12/06/2023		
	HELLENIC AMERICAN SECURITIES S.A.	25/07/2014		
	LEON DEPOLAS SECURITIES S.A.	04/01/2016		
	MERIT SECURITIES S.A	03/09/2012		
	NATIONAL SECURITIES SINGLE MEMBER SA	02/01/1900		
	PIRAEUS SECURITIES S. A.	28/05/2009		
ALPHA TRUST (CR)			Main Market	
	EUROBANK EQUITIES INVESTMENT FIRM SINGLE MEMBER SA	06/02/2023		
	LEON DEPOLAS SECURITIES S.A.	04/01/2021		
ANDROMEDA SA (CR)			Main Market	
	BETA SECURITIES S.A.	15/02/2021		
	OPTIMA BANK S.A.	03/04/2023		
ATTICA BANK S.A. (CR)			Main Market	
	EUROXX SECURITIES S.A.	22/01/2016		
	PIRAEUS SECURITIES S. A.	20/09/2017		
AUSTRIACARD (CB)			Main Market	
	BETA SECURITIES S.A.	23/03/2023		
	EUROBANK EQUITIES INVESTMENT FIRM SINGLE MEMBER SA	15/05/2023		
AUTOHELLAS SA (CR)			Main Market	
	ALPHA FINANCE INVESTMENT SERVICES SINGLE MEMBER SA	01/07/2019		
	EUROXX SECURITIES S.A.	02/07/2018		
AVAX S.A. (CR)			Main Market	
	EUROBANK EQUITIES INVESTMENT FIRM SINGLE MEMBER SA	14/12/2015		
	PIRAEUS SECURITIES S. A.	01/02/2021		
AVE (CR)			Main Market	
	EUROXX SECURITIES S.A.	05/06/2020		
BRIQ PROPERTIES (CR)			Main Market	
	EUROBANK EQUITIES INVESTMENT FIRM SINGLE MEMBER SA	09/09/2019		
	LEON DEPOLAS SECURITIES S.A.	22/02/2021		
CC HBC AG (CR)			Main Market	
	BETA SECURITIES S.A.	08/03/2021		
	NATIONAL SECURITIES SINGLE MEMBER SA	02/01/1900		
	PIRAEUS SECURITIES S. A.	04/05/2015		
CENERGY HOLDINGS (CB)			Main Market	
	ALPHA FINANCE INVESTMENT SERVICES SINGLE MEMBER SA	02/01/2016		
	EUROBANK EQUITIES INVESTMENT FIRM SINGLE MEMBER SA	02/01/2016		
	OPTIMA BANK S.A.	14/03/2022		
	PANTELAKIS SECURITIES S.A.	27/12/2022		
CNL CAPITAL (CR)			Main Market	
	MERIT SECURITIES S.A	01/10/2018		
DIMAND (CR)			Main Market	
	ALPHA FINANCE INVESTMENT SERVICES SINGLE MEMBER SA	08/08/2022		
	EUROBANK EQUITIES INVESTMENT FIRM SINGLE MEMBER SA	08/08/2022		
	PANTELAKIS SECURITIES S.A.	15/05/2023		
EKTER SA (CR)			Main Market	
	BETA SECURITIES S.A.	26/09/2022		
	EUROBANK EQUITIES INVESTMENT FIRM SINGLE MEMBER SA	16/10/2017		
	LEON DEPOLAS SECURITIES S.A.	21/05/2018		
ELASTRON (CR)			Main Market	
	LEON DEPOLAS SECURITIES S.A.	20/02/2017		

List of Stocks under Market Making operations

Securities	Stock Category
Market Maker	Start Market Making
ELLAKTOR (CR)	Main Market
ALPHA FINANCE INVESTMENT SERVICES SINGLE MEMBER SA	18/03/2019
EUROBANK EQUITIES INVESTMENT FIRM SINGLE MEMBER SA	01/06/2012
EUROXX SECURITIES S.A.	24/09/2018
NATIONAL SECURITIES SINGLE MEMBER SA	02/01/1900
PIRAEUS SECURITIES S. A.	22/10/2018
ELTON SA (CR)	Main Market
BETA SECURITIES S.A.	03/09/2012
EUROBANK EQUITIES INVESTMENT FIRM SINGLE MEMBER SA	28/11/2022
OPTIMA BANK S.A.	30/01/2023
ELVALHALCOR (CR)	Main Market
ALPHA FINANCE INVESTMENT SERVICES SINGLE MEMBER SA	07/05/2018
BETA SECURITIES S.A.	09/01/2023
EUROBANK EQUITIES INVESTMENT FIRM SINGLE MEMBER SA	07/05/2018
ENTERSOFT (CR)	Main Market
ALPHA FINANCE INVESTMENT SERVICES SINGLE MEMBER SA	23/03/2023
EUROBANK EQUITIES INVESTMENT FIRM SINGLE MEMBER SA	22/06/2020
EUROBANK HOLDINGS (CR)	Main Market
ALPHA FINANCE INVESTMENT SERVICES SINGLE MEMBER SA	09/01/2006
EUROBANK EQUITIES INVESTMENT FIRM SINGLE MEMBER SA	01/06/2012
GREENPOST TRADING EUROPE LTD	12/06/2023
HELLENIC AMERICAN SECURITIES S.A.	25/07/2014
LEON DEPOLAS SECURITIES S.A.	30/11/2018
MERIT SECURITIES S.A.	06/11/2017
NATIONAL SECURITIES SINGLE MEMBER SA	02/01/1900
PIRAEUS SECURITIES S. A.	28/09/2009
EUROCONSULTANTS S.A. (CR)	Main Market
OPTIMA BANK S.A.	01/02/2023
EYDAP S.A. (CR)	Main Market
ALPHA FINANCE INVESTMENT SERVICES SINGLE MEMBER SA	27/01/2020
EUROBANK EQUITIES INVESTMENT FIRM SINGLE MEMBER SA	10/06/2019
FOURLIS (CR)	Main Market
EUROBANK EQUITIES INVESTMENT FIRM SINGLE MEMBER SA	01/12/2016
PIRAEUS SECURITIES S. A.	06/03/2017
GEK TERNA (CR)	Main Market
BETA SECURITIES S.A.	08/03/2021
EUROBANK EQUITIES INVESTMENT FIRM SINGLE MEMBER SA	24/05/2021
PIRAEUS SECURITIES S. A.	29/08/2019
GR. SARANTIS S.A. (CR)	Main Market
BETA SECURITIES S.A.	14/05/2012
EUROBANK EQUITIES INVESTMENT FIRM SINGLE MEMBER SA	24/10/2016
HELLENIC EXCHANGES-A.S.E. (CR)	Main Market
HELLENIC AMERICAN SECURITIES S.A.	01/09/2014
NATIONAL SECURITIES SINGLE MEMBER SA	02/01/1900
PIRAEUS SECURITIES S. A.	04/05/2015
HELLENIQ ENERGY (CR)	Main Market
HELLENIC AMERICAN SECURITIES S.A.	14/09/2015
PIRAEUS SECURITIES S. A.	20/03/2017
IDEAL HOLDINGS (CR)	Main Market
EUROBANK EQUITIES INVESTMENT FIRM SINGLE MEMBER SA	07/06/2021
PIRAEUS SECURITIES S. A.	07/06/2021
INTERCONTINENTAL (CR)	Main Market
LEON DEPOLAS SECURITIES S.A.	03/06/2019
INTERLIFE G.C.I.(CR)	Main Market
BETA SECURITIES S.A.	24/10/2022
INTERWOOD-XYLEMPORIA (CR)	Main Market
EUROBANK EQUITIES INVESTMENT FIRM SINGLE MEMBER SA	05/07/2021
PANTELAKIS SECURITIES S.A.	01/07/2021
INTRAKAT (CR)	Main Market
BETA SECURITIES S.A.	04/10/2021
PANTELAKIS SECURITIES S.A.	10/10/2022
JUMBO SA (CR)	Main Market
BETA SECURITIES S.A.	01/02/2021
EUROBANK EQUITIES INVESTMENT FIRM SINGLE MEMBER SA	25/05/2020
GREENPOST TRADING EUROPE LTD	12/06/2023
MERIT SECURITIES S.A.	06/11/2017
PIRAEUS SECURITIES S. A.	06/03/2017
KLOUKINAS - LAPPAS SA (CR)	Main Market
OPTIMA BANK S.A.	02/01/2023

List of Stocks under Market Making operations

Securities	Stock Category
Market Maker	Start Market Making
KRI-KRI S.A. (CR)	Main Market
EUROBANK EQUITIES INVESTMENT FIRM SINGLE MEMBER SA	07/05/2018
LEON DEPOLAS SECURITIES S.A.	16/01/2017
LAMDA DEVELOPMENT SA (CR)	Main Market
EUROBANK EQUITIES INVESTMENT FIRM SINGLE MEMBER SA	08/12/2014
PANTELAKIS SECURITIES S.A.	06/11/2017
PIRAEUS SECURITIES S. A.	29/06/2017
LAMPSA HOTEL SA (CR)	Main Market
LEON DEPOLAS SECURITIES S.A.	16/01/2017
MIG (CR)	Main Market
PIRAEUS SECURITIES S. A.	02/02/2009
MOTOR OIL (CR)	Main Market
BETA SECURITIES S.A.	08/03/2021
EUROBANK EQUITIES INVESTMENT FIRM SINGLE MEMBER SA	22/10/2006
GREENPOST TRADING EUROPE LTD	12/06/2023
LEON DEPOLAS SECURITIES S.A.	01/04/2019
MERIT SECURITIES S.A	25/02/2019
NATIONAL SECURITIES SINGLE MEMBER SA	02/01/1900
PIRAEUS SECURITIES S. A.	04/05/2015
MPLE KEDROS (CR)	Main Market
MERIT SECURITIES S.A	30/09/2022
MYTILINEOS (CR)	Main Market
ALPHA FINANCE INVESTMENT SERVICES SINGLE MEMBER SA	15/04/2019
BETA SECURITIES S.A.	11/04/2022
EUROBANK EQUITIES INVESTMENT FIRM SINGLE MEMBER SA	20/09/2017
GREENPOST TRADING EUROPE LTD	12/06/2023
MERIT SECURITIES S.A	25/02/2019
NATIONAL SECURITIES SINGLE MEMBER SA	02/01/1900
PIRAEUS SECURITIES S. A.	04/05/2015
NATIONAL BANK (CR)	Main Market
ALPHA FINANCE INVESTMENT SERVICES SINGLE MEMBER SA	09/01/2006
EUROBANK EQUITIES INVESTMENT FIRM SINGLE MEMBER SA	22/10/2006
GREENPOST TRADING EUROPE LTD	12/06/2023
HELLENIC AMERICAN SECURITIES S.A.	25/07/2014
LEON DEPOLAS SECURITIES S.A.	20/05/2015
MERIT SECURITIES S.A	03/09/2012
NATIONAL SECURITIES SINGLE MEMBER SA	02/01/1900
PIRAEUS SECURITIES S. A.	08/09/2008
OPAP (CR)	Main Market
ALPHA FINANCE INVESTMENT SERVICES SINGLE MEMBER SA	09/01/2006
BETA SECURITIES S.A.	11/04/2022
EUROBANK EQUITIES INVESTMENT FIRM SINGLE MEMBER SA	22/10/2006
GREENPOST TRADING EUROPE LTD	12/06/2023
HELLENIC AMERICAN SECURITIES S.A.	25/07/2014
MERIT SECURITIES S.A	20/03/2017
NATIONAL SECURITIES SINGLE MEMBER SA	02/01/1900
PIRAEUS SECURITIES S. A.	04/05/2015
OTE (CR)	Main Market
ALPHA FINANCE INVESTMENT SERVICES SINGLE MEMBER SA	09/01/2006
BETA SECURITIES S.A.	11/04/2022
EUROBANK EQUITIES INVESTMENT FIRM SINGLE MEMBER SA	22/10/2006
GREENPOST TRADING EUROPE LTD	12/06/2023
HELLENIC AMERICAN SECURITIES S.A.	25/07/2014
LEON DEPOLAS SECURITIES S.A.	20/04/2015
MERIT SECURITIES S.A	20/03/2017
NATIONAL SECURITIES SINGLE MEMBER SA	02/01/1900
PIRAEUS SECURITIES S. A.	08/09/2008
P.P.A. S.A. (CR)	Main Market
EUROBANK EQUITIES INVESTMENT FIRM SINGLE MEMBER SA	06/02/2019
PAPOUTSANIS (CR)	Main Market
BETA SECURITIES S.A.	25/11/2013
PETROPOULOS PETROS (CR)	Main Market
EUROBANK EQUITIES INVESTMENT FIRM SINGLE MEMBER SA	01/04/2019
PANTELAKIS SECURITIES S.A.	16/03/2020

List of Stocks under Market Making operations

Securities	Stock Category
Market Maker	Start Market Making
PIRAEUS FINANCIAL HOLD (CR)	Main Market
ALPHA FINANCE INVESTMENT SERVICES SINGLE MEMBER SA	15/04/2019
EUROBANK EQUITIES INVESTMENT FIRM SINGLE MEMBER SA	22/10/2006
EUROXX SECURITIES S.A.	15/02/2016
GREENPOST TRADING EUROPE LTD	12/06/2023
HELLENIC AMERICAN SECURITIES S.A.	25/07/2014
LEON DEPOLAS SECURITIES S.A.	30/11/2018
MERIT SECURITIES S.A	16/09/2013
NATIONAL SECURITIES SINGLE MEMBER SA	02/01/1900
PIRAEUS SECURITIES S. A.	16/02/2009
PPC (CR)	Main Market
ALPHA FINANCE INVESTMENT SERVICES SINGLE MEMBER SA	09/01/2006
BETA SECURITIES S.A.	01/02/2021
EUROBANK EQUITIES INVESTMENT FIRM SINGLE MEMBER SA	22/10/2006
GREENPOST TRADING EUROPE LTD	12/06/2023
HELLENIC AMERICAN SECURITIES S.A.	01/09/2014
MERIT SECURITIES S.A	06/11/2017
NATIONAL SECURITIES SINGLE MEMBER SA	02/01/1900
PIRAEUS SECURITIES S. A.	28/09/2009
PREMA (CR)	Main Market
BETA SECURITIES S.A.	01/06/2021
LEON DEPOLAS SECURITIES S.A.	05/12/2022
PANTELAKIS SECURITIES S.A.	23/12/2021
PROFILE SA (CR)	Main Market
OPTIMA BANK S.A.	03/04/2023
PANTELAKIS SECURITIES S.A.	01/07/2019
QUALITY & RELIABILITY SA (CR)	Main Market
OPTIMA BANK S.A.	03/01/2023
QUEST HOLDINGS (CR)	Main Market
BETA SECURITIES S.A.	26/03/2018
EUROBANK EQUITIES INVESTMENT FIRM SINGLE MEMBER SA	28/01/2019
REVOIL (CR)	Main Market
BETA SECURITIES S.A.	26/06/2023
SIDMA STEEL (CR)	Main Market
OPTIMA BANK S.A.	25/05/2023
SPACE HELLAS SA (CR)	Main Market
MERIT SECURITIES S.A	09/12/2022
TECHNICAL OLYMPIC SA (CR)	Main Market
BETA SECURITIES S.A.	04/04/2022
OPTIMA BANK S.A.	05/07/2023
TERNA ENERGY (CR)	Main Market
EUROBANK EQUITIES INVESTMENT FIRM SINGLE MEMBER SA	24/05/2021
PIRAEUS SECURITIES S. A.	09/12/2019
THRACE PLASTICS SA (CR)	Main Market
ALPHA FINANCE INVESTMENT SERVICES SINGLE MEMBER SA	26/03/2018
EUROBANK EQUITIES INVESTMENT FIRM SINGLE MEMBER SA	26/03/2018
TITAN CEMENT (CB)	Main Market
BETA SECURITIES S.A.	01/02/2021
EUROBANK EQUITIES INVESTMENT FIRM SINGLE MEMBER SA	06/11/2019
PIRAEUS SECURITIES S. A.	18/01/2021
TZIRAKIAN PROFIL (CR)	Main Market
LEON DEPOLAS SECURITIES S.A.	19/07/2021
VIOHALCO SA/NV (CB)	Main Market
ALPHA FINANCE INVESTMENT SERVICES SINGLE MEMBER SA	11/03/2008
EUROBANK EQUITIES INVESTMENT FIRM SINGLE MEMBER SA	04/03/2014
MERIT SECURITIES S.A	17/03/2014

Underlying Asset				Derivatives Market													
Price max	Price min	Closing price	change	Delivery Month	Open price	Price max	Price min	Last price	Closing price	Last Bid	Last Ask	Fixing price*	Life high	Life low	Trades	Volume	Open Interest
FTSE/Athex Large Cap				(Trade Unit: 1 Index Point x 2€, Cash Settlement)													
3,213.71	3,150.38	3,157.74	-1.71%	July 2023	3,204.00	3,210.75	3,148.00	3,153.50	3,153.50	---	---	---	3,226.50	---	184	1,094	4,655
				August 2023	3,206.00	3,220.00	3,158.50	3,164.00	3,164.00	---	---	---	3,228.00	---	99	703	392
				September 2023	3,215.00	3,215.00	3,165.00	3,165.00	3,165.00	---	---	---	3,215.00	---	9	150	---
				December 2023	---	---	---	---	3,240.00	---	---	---	---	---	---	---	---
				March 2024	---	---	---	---	3,256.25	---	---	---	---	---	---	---	---
				June 2024	---	---	---	---	3,273.75	---	---	---	---	---	---	---	---
FTSE/Athex Banks				(Trade Unit: 1 Index Point x 15€, Cash Settlement)													
1,092.19	1,063.06	1,064.87	-2.34%	September 2023	1,088.00	1,088.00	1,073.00	1,075.00	1,075.00	---	---	---	1,110.75	---	8	80	1,481
				December 2023	---	---	---	---	1,099.75	---	---	---	---	---	---	---	---
				March 2024	---	---	---	---	1,105.25	---	---	---	---	---	---	---	---
				June 2024	---	---	---	---	1,111.25	---	---	---	---	---	---	---	---
MSCI GREECE REBASED				(Trade Unit: 1 Index Point x 2€, Cash Settlement)													
5,078.13	4,995.57	5,009.04	-1.26%	July 2023	5,028.00	5,028.00	5,028.00	5,028.00	5,028.00	---	---	---	5,035.50	---	2	60	81
				August 2023	---	---	---	---	4,917.00	---	---	---	5,034.50	---	---	---	290
				September 2023	---	---	---	---	4,851.75	---	---	---	4,920.50	---	---	---	300
				December 2023	5,012.25	5,012.25	5,012.25	5,012.25	5,012.25	---	---	---	5,012.25	---	1	10	---
				March 2024	---	---	---	---	5,142.00	---	---	---	---	---	---	---	---
				June 2024	---	---	---	---	5,169.75	---	---	---	---	---	---	---	---

Derivatives notes

Fixing prices and final open positions can be retrieved from the following path <http://www.helex.gr/el/web/guest/statistics-end-of-day-derivatives>

Underlying Asset				Derivatives Market													
Price max	Price min	Closing price	change	Delivery Month	Open price	Price max	Price min	Last price	Closing price	Last Bid	Last Ask	Fixing price*	Life high	Life low	Trades	Volume	Open Interest
ADMIE (IPTO) HOLDING S.A. (CR)				(Contract Size: 100 Securities, Physical Delivery)													
2.27	2.225	2.225	-1.11%	September 2023	2.23	2.24	2.21	2.22	2.22	---	---	---	2.32	---	26	188	15,627
				December 2023	---	---	---	---	2.27	---	---	---	---	---	---	---	---
				March 2024	---	---	---	---	2.28	---	---	---	---	---	---	---	---
				June 2024	---	---	---	---	2.29	---	---	---	---	---	---	---	---
AEGEAN AIRLINES (CR)				(Contract Size: 100 Securities, Physical Delivery)													
12.44	11.94	12.08	1.00%	September 2023	12.15	12.53	12.04	12.10	12.10	---	---	---	12.53	---	152	809	5,418
				December 2023	---	---	---	---	12.06	---	---	---	---	---	---	---	---
				March 2024	---	---	---	---	12.12	---	---	---	---	---	---	---	---
				June 2024	---	---	---	---	12.19	---	---	---	---	---	---	---	---
ALPHA SERVICES HOLD (CR)				(Contract Size: 100 Securities, Physical Delivery)													
1.615	1.583	1.5945	-0.75%	September 2023	1.62	1.64	1.59	1.60	1.60	---	---	---	1.65	---	229	8,625	257,956
				December 2023	---	---	---	---	1.64	---	---	---	1.65	---	---	---	460
				March 2024	---	---	---	---	1.63	---	---	---	---	---	---	---	---
				June 2024	---	---	---	---	1.64	---	---	---	---	---	---	---	---
AUTOHELLAS SA (CR)				(Contract Size: 100 Securities, Physical Delivery)													
14.04	13.5	13.7	-2.14%	September 2023	13.91	13.91	13.91	13.91	13.91	---	---	---	14.56	---	1	1	89
				December 2023	---	---	---	---	14.12	---	---	---	---	---	---	---	---
				March 2024	---	---	---	---	14.19	---	---	---	---	---	---	---	---
				June 2024	---	---	---	---	14.27	---	---	---	---	---	---	---	---
AVAX S.A. (CR)				(Contract Size: 100 Securities, Physical Delivery)													
1.74	1.65	1.724	2.99%	September 2023	1.72	1.76	1.67	1.72	1.72	---	---	---	1.76	---	27	120	1,186
				December 2023	---	---	---	---	1.69	---	---	---	---	---	---	---	---
				March 2024	---	---	---	---	1.70	---	---	---	---	---	---	---	---
				June 2024	---	---	---	---	1.71	---	---	---	---	---	---	---	---
CC HBC AG (CR)				(Contract Size: 100 Securities, Physical Delivery)													
28.06	27.13	27.15	-4.94%	September 2023	27.80	27.80	27.26	27.29	27.29	---	---	---	28.81	---	39	178	1,537
				December 2023	---	---	---	---	28.80	---	---	---	---	---	---	---	---
				March 2024	---	---	---	---	28.95	---	---	---	---	---	---	---	---
				June 2024	---	---	---	---	29.10	---	---	---	---	---	---	---	---
CENERGY HOLDINGS (CB)				(Contract Size: 100 Securities, Physical Delivery)													
6.13	5.98	6.1	0.00%	September 2023	6.18	6.18	6.10	6.10	6.10	---	---	---	6.36	---	8	55	6,879
				December 2023	---	---	---	---	6.15	---	---	---	---	---	---	---	---
				March 2024	---	---	---	---	6.18	---	---	---	---	---	---	---	---
				June 2024	---	---	---	---	6.22	---	---	---	---	---	---	---	---

Derivatives notes

Fixing prices and final open positions can be retrieved from the following path <http://www.helex.gr/el/web/guest/statistics-end-of-day-derivatives>

Underlying Asset				Derivatives Market													
Price max	Price min	Closing price	change	Delivery Month	Open price	Price max	Price min	Last price	Closing price	Last Bid	Last Ask	Fixing price*	Life high	Life low	Trades	Volume	Open Interest
ELLAKTOR (CR)				(Contract Size: 100 Securities, Physical Delivery)													
2.515	2.42	2.42	-2.81%	September 2023	2.50	2.51	2.45	2.45	2.45	---	---	---	2.54	---	12	54	513
				December 2023	---	---	---	---	2.51	---	---	---	---	---	---	---	---
				March 2024	---	---	---	---	2.52	---	---	---	---	---	---	---	---
				June 2024	---	---	---	---	2.54	---	---	---	---	---	---	---	---
ELVALHALCOR (CR)				(Contract Size: 100 Securities, Physical Delivery)													
2.11	2.035	2.065	0.00%	September 2023	2.15	2.15	2.08	2.08	2.08	---	---	---	2.22	---	3	4	1,949
				December 2023	---	---	---	---	2.08	---	---	---	---	---	---	---	---
				March 2024	---	---	---	---	2.09	---	---	---	---	---	---	---	---
				June 2024	---	---	---	---	2.10	---	---	---	---	---	---	---	---
EUROBANK HOLDINGS (CR)				(Contract Size: 100 Securities, Physical Delivery)													
1.6515	1.5965	1.5985	-3.21%	September 2023	1.66	1.67	1.60	1.60	1.60	---	---	---	1.67	---	117	4,768	37,027
				December 2023	---	---	---	---	1.67	---	---	---	---	---	---	---	---
				March 2024	---	---	---	---	1.67	---	---	---	---	---	---	---	---
				June 2024	---	---	---	---	1.68	---	---	---	---	---	---	---	---
EYDAP S.A. (CR)				(Contract Size: 100 Securities, Physical Delivery)													
6.97	6.79	6.86	-0.58%	September 2023	6.95	6.99	6.88	6.88	6.88	---	---	---	7.18	---	6	24	1,093
				December 2023	---	---	---	---	6.96	---	---	---	---	---	---	---	---
				March 2024	---	---	---	---	6.99	---	---	---	---	---	---	---	---
				June 2024	---	---	---	---	7.03	---	---	---	---	---	---	---	---
FOURLIS (CR)				(Contract Size: 100 Securities, Physical Delivery)													
4.845	4.65	4.65	-3.13%	September 2023	4.79	4.79	4.73	4.73	4.73	---	---	---	4.97	---	14	66	978
				December 2023	---	---	---	---	4.84	---	---	---	---	---	---	---	---
				March 2024	---	---	---	---	4.87	---	---	---	---	---	---	---	---
				June 2024	---	---	---	---	4.89	---	---	---	---	---	---	---	---
GEK TERNA (CR)				(Contract Size: 100 Securities, Physical Delivery)													
14.8	14.16	14.28	-2.19%	September 2023	14.87	14.87	14.49	14.49	14.49	---	---	---	15.01	---	14	48	7,524
				December 2023	---	---	---	---	14.72	---	---	---	---	---	---	---	---
				March 2024	---	---	---	---	14.80	---	---	---	---	---	---	---	---
				June 2024	---	---	---	---	14.88	---	---	---	---	---	---	---	---
HELLENIC EXCHANGES-A.S.E. (CR)				(Contract Size: 100 Securities, Physical Delivery)													
5.97	5.76	5.76	-1.37%	September 2023	5.96	6.05	5.86	5.86	5.86	---	---	---	6.05	---	24	133	9,962
				December 2023	---	---	---	---	5.89	---	---	---	---	---	---	---	---
				March 2024	---	---	---	---	5.92	---	---	---	---	---	---	---	---
				June 2024	---	---	---	---	5.95	---	---	---	---	---	---	---	---

Derivatives notes

Fixing prices and final open positions can be retrieved from the following path <http://www.helex.gr/el/web/guest/statistics-end-of-day-derivatives>

Underlying Asset				Derivatives Market													
Price max	Price min	Closing price	change	Delivery Month	Open price	Price max	Price min	Last price	Closing price	Last Bid	Last Ask	Fixing price*	Life high	Life low	Trades	Volume	Open Interest
HELLENiQ ENERGY (CR)				(Contract Size: 100 Securities, Physical Delivery)													
7.94	7.78	7.84	-0.76%	September 2023	7.97	7.97	7.84	7.84	7.84	---	---	---	8.11	---	4	19	1,131
				December 2023	---	---	---	---	7.97	---	---	---	---	---	---	---	---
				March 2024	---	---	---	---	8.01	---	---	---	---	---	---	---	---
				June 2024	---	---	---	---	8.05	---	---	---	---	---	---	---	---
INTRACOM HOLDINGS (CR)				(Contract Size: 106 Securities, Physical Delivery)													
2.145	2.04	2.065	-0.96%	September 2023	2.10	2.16	2.07	2.09	2.09	---	---	---	2.16	2.07	34	121	3,671
				December 2023	---	---	---	---	2.10	---	---	---	---	---	---	---	---
				March 2024	---	---	---	---	2.11	---	---	---	---	---	---	---	---
				June 2024	---	---	---	---	2.12	---	---	---	---	---	---	---	---
INTRAKAT (CR)				(Contract Size: 100 Securities, Physical Delivery)													
2.95	2.84	2.95	2.08%	September 2023	2.91	2.98	2.85	2.89	2.89	---	---	---	2.98	---	124	612	9,778
				December 2023	---	---	---	---	2.91	---	---	---	---	---	---	---	---
				March 2024	---	---	---	---	2.93	---	---	---	---	---	---	---	---
				June 2024	---	---	---	---	2.95	---	---	---	---	---	---	---	---
JUMBO SA (CR)				(Contract Size: 100 Securities, Physical Delivery)													
27.64	27.2	27.62	0.58%	September 2023	27.20	27.30	27.00	27.25	27.25	---	---	---	27.77	---	15	67	227
				December 2023	---	---	---	---	27.69	---	---	---	---	---	---	---	---
				March 2024	---	---	---	---	27.83	---	---	---	---	---	---	---	---
				June 2024	---	---	---	---	27.98	---	---	---	---	---	---	---	---
LAMDA DEVELOPMENT SA (CR)				(Contract Size: 100 Securities, Physical Delivery)													
7.345	7.105	7.19	-1.51%	September 2023	7.35	7.35	7.17	7.24	7.24	---	---	---	7.54	---	27	138	6,360
				December 2023	---	---	---	---	7.36	---	---	---	---	---	---	---	---
				March 2024	---	---	---	---	7.40	---	---	---	---	---	---	---	---
				June 2024	---	---	---	---	7.44	---	---	---	---	---	---	---	---
MIG (CR)				(Contract Size: 100 Securities, Physical Delivery)													
4.22	4.13	4.21	1.45%	September 2023	---	---	---	---	3.97	---	---	---	5.10	---	---	---	60
				December 2023	---	---	---	---	4.19	---	---	---	---	---	---	---	---
				March 2024	---	---	---	---	4.21	---	---	---	---	---	---	---	---
				June 2024	---	---	---	---	4.23	---	---	---	---	---	---	---	---
MOTOR OIL (CR)				(Contract Size: 100 Securities, Physical Delivery)													
24	23	23.02	-3.44%	September 2023	24.03	24.03	23.20	23.29	23.29	---	---	---	24.55	---	32	104	1,682
				December 2023	---	---	---	---	24.04	---	---	---	---	---	---	---	---
				March 2024	---	---	---	---	24.16	---	---	---	---	---	---	---	---
				June 2024	---	---	---	---	24.29	---	---	---	---	---	---	---	---

Derivatives notes

Fixing prices and final open positions can be retrieved from the following path <http://www.helex.gr/el/web/guest/statistics-end-of-day-derivatives>

Underlying Asset				Derivatives Market													
Price max	Price min	Closing price	change	Delivery Month	Open price	Price max	Price min	Last price	Closing price	Last Bid	Last Ask	Fixing price*	Life high	Life low	Trades	Volume	Open Interest
MYTILINEOS (CR)				(Contract Size: 100 Securities, Physical Delivery)													
33.3	32.7	33.3	1.46%	September 2023	33.14	33.63	33.00	33.45	33.45	---	---	---	33.63	---	109	441	2,909
				December 2023	---	---	---	---	33.10	---	---	---	---	---	---	---	---
				March 2024	---	---	---	---	33.27	---	---	---	---	---	---	---	---
				June 2024	---	---	---	---	33.45	---	---	---	---	---	---	---	---
NATIONAL BANK (CR)				(Contract Size: 100 Securities, Physical Delivery)													
6.218	5.988	6	-2.91%	September 2023	6.23	6.28	6.02	6.04	6.04	---	---	---	6.47	---	138	1,457	16,469
				December 2023	---	---	---	---	6.23	---	---	---	---	---	---	---	---
				March 2024	---	---	---	---	6.26	---	---	---	---	---	---	---	---
				June 2024	---	---	---	---	6.30	---	---	---	---	---	---	---	---
OPAP (CR)				(Contract Size: 103 Securities, Physical Delivery)													
16.26	16.05	16.1	-0.98%	September 2023	16.24	16.24	16.19	16.19	16.19	---	---	---	16.43	15.65	10	20	2,647
				December 2023	---	---	---	---	16.40	---	---	---	---	---	---	---	---
				March 2024	---	---	---	---	16.48	---	---	---	---	---	---	---	---
				June 2024	---	---	---	---	16.57	---	---	---	---	---	---	---	---
OTE (CR)				(Contract Size: 100 Securities, Physical Delivery)													
14.69	14.44	14.44	-1.16%	September 2023	14.68	14.80	14.50	14.60	14.60	---	---	---	15.55	---	86	400	12,329
				December 2023	---	---	---	---	14.73	---	---	---	---	---	---	---	---
				March 2024	---	---	---	---	14.81	---	---	---	---	---	---	---	---
				June 2024	---	---	---	---	14.89	---	---	---	---	---	---	---	---
P.P.A. S.A. (CR)				(Contract Size: 100 Securities, Physical Delivery)													
22.75	22.3	22.3	-1.54%	September 2023	---	---	---	---	21.96	---	---	---	22.33	---	---	---	321
				December 2023	---	---	---	---	22.84	---	---	---	---	---	---	---	---
				March 2024	---	---	---	---	22.96	---	---	---	---	---	---	---	---
				June 2024	---	---	---	---	23.08	---	---	---	---	---	---	---	---
PIRAEUS FINANCIAL HOLD (CR)				(Contract Size: 100 Securities, Physical Delivery)													
3.428	3.334	3.342	-2.28%	September 2023	3.43	3.44	3.34	3.34	3.34	---	---	---	3.46	---	174	2,975	75,207
				December 2023	---	---	---	---	3.45	---	---	---	---	---	---	---	---
				March 2024	---	---	---	---	3.47	---	---	---	---	---	---	---	---
				June 2024	---	---	---	---	3.49	---	---	---	---	---	---	---	---
PPC (CR)				(Contract Size: 100 Securities, Physical Delivery)													
10.52	10.2	10.25	-1.82%	September 2023	10.64	10.67	10.30	10.38	10.38	---	---	---	10.81	---	98	450	28,233
				December 2023	---	---	---	---	10.53	---	---	---	---	---	---	---	---
				March 2024	---	---	---	---	10.58	---	---	---	---	---	---	---	---
				June 2024	---	---	---	---	10.64	---	---	---	---	---	---	---	---

Derivatives notes

Fixing prices and final open positions can be retrieved from the following path <http://www.helex.gr/el/web/guest/statistics-end-of-day-derivatives>

Underlying Asset				Derivatives Market													
Price max	Price min	Closing price	change	Delivery Month	Open price	Price max	Price min	Last price	Closing price	Last Bid	Last Ask	Fixing price*	Life high	Life low	Trades	Volume	Open Interest
QUEST HOLDINGS (CR)				(Contract Size: 100 Securities, Physical Delivery)													
6.73	6.45	6.45	-3.73%	September 2023	6.75	6.76	6.65	6.65	6.65	---	---	---	6.77	---	5	18	144
				December 2023	---	---	---	---	6.76	---	---	---	---	---	---	---	---
				March 2024	---	---	---	---	6.79	---	---	---	---	---	---	---	---
				June 2024	---	---	---	---	6.83	---	---	---	---	---	---	---	---
TERNA ENERGY (CR)				(Contract Size: 100 Securities, Physical Delivery)													
18.65	17.96	18.13	-0.98%	September 2023	18.61	18.74	18.21	18.31	18.31	---	---	---	21.16	---	53	161	11,579
				December 2023	---	---	---	---	18.47	---	---	---	---	---	---	---	---
				March 2024	---	---	---	---	18.56	---	---	---	---	---	---	---	---
				June 2024	---	---	---	---	18.66	---	---	---	---	---	---	---	---
TITAN CEMENT (CB)				(Contract Size: 100 Securities, Physical Delivery)													
17.64	17.46	17.54	-0.57%	September 2023	---	---	---	---	17.69	---	---	---	18.05	---	---	---	761
				December 2023	---	---	---	---	17.79	---	---	---	---	---	---	---	---
				March 2024	---	---	---	---	17.88	---	---	---	---	---	---	---	---
				June 2024	---	---	---	---	17.98	---	---	---	---	---	---	---	---
VIOHALCO SA/NV (CB)				(Contract Size: 100 Securities, Physical Delivery)													
5.95	5.76	5.76	-2.70%	September 2023	5.96	5.96	5.82	5.82	5.82	---	---	---	6.28	---	34	155	6,268
				December 2023	---	---	---	---	5.97	---	---	---	---	---	---	---	---
				March 2024	---	---	---	---	6.00	---	---	---	---	---	---	---	---
				June 2024	---	---	---	---	6.03	---	---	---	---	---	---	---	---

Derivatives notes

Fixing prices and final open positions can be retrieved from the following path <http://www.helex.gr/el/web/guest/statistics-end-of-day-derivatives>

FTSE/Athex Large Cap

(Trade Unit: 1 Index Point x 2€ - Exercise Style: European, Cash Settlement)

Call Options																Put Options																				
July 2023								August 2023								Other Months		July 2023								August 2023								Other Months		Exercise Price
Exerise Price	Open price	Price max	Price min	Last price	Closing price	Volume	Open Interest	Open price	Price max	Price min	Last price	Closing price	Volume	Open Interest	Volume	Open Interest	Open price	Price max	Price min	Last price	Closing price	Volume	Open Interest	Open price	Price max	Price min	Last price	Closing price	Volume	Open Interest	Volume	Open Interest				
1,775	-	-	-	-	-	-	-	-	-	-	-	-	-	-	-	-	-	-	-	-	-	-	-	-	-	-	-	-	-	-	-	-	1,775			
1,800	-	-	-	-	-	-	-	-	-	-	-	-	-	-	-	-	-	-	-	-	-	-	-	-	-	-	-	-	-	-	-	-	1,800			
1,825	-	-	-	-	-	-	-	-	-	-	-	-	-	-	-	-	-	-	-	-	-	-	-	-	-	-	-	-	-	-	-	-	1,825			
1,850	-	-	-	-	-	-	-	-	-	-	-	-	-	-	-	-	-	-	-	-	-	-	-	-	-	-	-	-	-	-	-	-	1,850			
1,875	-	-	-	-	-	-	-	-	-	-	-	-	-	-	-	-	-	-	-	-	-	-	-	-	-	-	-	-	-	-	-	-	1,875			
1,900	-	-	-	-	-	-	-	-	-	-	-	-	-	-	-	-	-	-	-	-	-	-	-	-	-	-	-	-	-	-	-	-	1,900			
1,925	-	-	-	-	-	-	-	-	-	-	-	-	-	-	-	-	-	-	-	-	-	-	-	-	-	-	-	-	-	-	-	-	1,925			
1,950	-	-	-	-	-	-	-	-	-	-	-	-	-	-	-	-	-	-	-	-	-	-	-	-	-	-	-	-	-	-	-	-	1,950			
1,975	-	-	-	-	-	-	-	-	-	-	-	-	-	-	-	-	-	-	-	-	-	-	-	-	-	-	-	-	-	-	-	-	1,975			
2,000	-	-	-	-	-	-	-	-	-	-	-	-	-	-	-	-	-	-	-	-	-	-	-	-	-	-	-	-	-	-	-	-	2,000			
2,050	-	-	-	-	-	-	-	-	-	-	-	-	-	-	-	-	-	-	-	-	-	-	-	-	-	-	-	-	-	-	-	-	2,050			
2,100	-	-	-	-	-	-	-	-	-	-	-	-	-	-	-	-	-	-	-	-	-	-	-	-	-	-	-	-	-	-	-	-	2,100			
2,150	-	-	-	-	-	-	-	-	-	-	-	-	-	-	-	-	-	-	-	-	-	-	-	-	-	-	-	-	-	-	-	-	2,150			
2,200	-	-	-	-	-	-	-	-	-	-	-	-	-	-	-	-	-	-	-	-	-	-	-	-	-	-	-	-	-	-	-	-	2,200			
2,250	-	-	-	-	-	-	-	-	-	-	-	-	-	-	-	-	-	-	-	-	-	-	-	-	-	-	-	-	-	-	-	-	2,250			
2,300	-	-	-	-	-	-	-	-	-	-	-	-	-	-	-	-	-	-	-	-	-	-	-	-	-	-	-	-	-	-	-	-	2,300			
2,350	0.00	0.00	0.00	-	872.00	-	-	-	-	-	-	-	-	-	-	-	0.00	0.00	0.00	-	0.01	-	-	-	-	-	-	-	-	-	-	-	2,350			
2,400	0.00	0.00	0.00	-	822.00	-	-	-	-	-	-	-	-	-	-	-	0.00	0.00	0.00	-	0.03	-	-	-	-	-	-	-	-	-	-	-	2,400			
2,450	0.00	0.00	0.00	-	772.00	-	-	-	-	-	-	-	-	-	-	-	0.00	0.00	0.00	-	0.02	-	-	-	-	-	-	-	-	-	-	-	2,450			
2,500	0.00	0.00	0.00	-	722.00	-	-	0.00	0.00	0.00	-	728.00	-	-	-	-	0.00	0.00	0.00	-	0.01	-	-	0.00	0.00	0.00	-	0.01	-	-	-	2,500				
2,550	0.00	0.00	0.00	-	672.00	-	-	0.00	0.00	0.00	-	678.00	-	-	-	-	0.00	0.00	0.00	-	0.01	-	-	0.00	0.00	0.00	-	0.01	-	-	-	2,550				
2,600	0.00	0.00	0.00	-	622.00	-	-	0.00	0.00	0.00	-	628.00	-	-	-	-	0.00	0.00	0.00	-	0.05	-	-	0.00	0.00	0.00	-	0.01	-	-	-	2,600				
2,650	0.00	0.00	0.00	-	572.00	-	-	0.00	0.00	0.00	-	578.00	-	-	-	-	0.00	0.00	0.00	-	0.01	-	-	0.00	0.00	0.00	-	0.04	-	-	-	2,650				
2,700	0.00	0.00	0.00	-	522.00	-	-	0.00	0.00	0.00	-	528.00	-	-	-	-	0.00	0.00	0.00	-	0.04	-	-	0.00	0.00	0.00	-	0.13	-	-	-	2,700				
2,750	0.00	0.00	0.00	-	472.00	-	-	0.00	0.00	0.00	-	478.00	-	-	-	-	0.00	0.00	0.00	-	0.02	-	-	0.00	0.00	0.00	-	0.33	-	-	-	2,750				
2,800	0.00	0.00	0.00	-	422.00	-	-	0.00	0.00	0.00	-	429.00	-	-	-	-	0.00	0.00	0.00	-	0.01	-	100	0.00	0.00	0.00	-	0.79	-	-	-	2,800				
2,850	0.00	0.00	0.00	-	372.00	-	-	0.00	0.00	0.00	-	380.00	-	-	-	-	0.00	0.00	0.00	-	0.01	-	20	0.00	0.00	0.00	-	1.70	-	-	-	2,850				
2,900	0.00	0.00	0.00	-	322.00	-	-	0.00	0.00	0.00	-	332.00	-	19	-	-	0.00	0.00	0.00	-	0.01	-	20	0.00	0.00	0.00	-	3.50	-	20	-	2,900				
2,950	0.00	0.00	0.00	-	272.00	-	82	0.00	0.00	0.00	-	285.00	-	20	-	-	0.00	0.00	0.00	-	0.02	-	12	0.00	0.00	0.00	-	6.70	-	-	-	2,950				
3,000	0.00	0.00	0.00	-	223.00	-	86	0.00	0.00	0.00	-	240.00	-	41	-	-	0.00	0.00	0.00	-	0.13	-	126	0.00	0.00	0.00	-	11.75	-	20	-	3,000				
3,050	0.00	0.00	0.00	-	173.00	-	38	0.00	0.00	0.00	-	198.00	-	20	-	-	0.00	0.00	0.00	-	0.75	-	81	0.00	0.00	0.00	-	19.75	-	29	-	3,050				
3,100	0.00	0.00	0.00	-	126.00	-	67	135.00	136.00	115.00	115.00	115.00	60	20	-	-	0.00	0.00	0.00	-	3.20	-	206	0.00	0.00	0.00	-	31.25	-	60	-	3,100				
3,150	0.00	0.00	0.00	-	82.50	-	218	0.00	0.00	0.00	-	126.00	-	21	-	-	21.50	0.00	21.50	21.50	21.50	21.50	20	178	53.50	53.50	53.50	53.50	53.50	20	122	-	3,150			
3,200	12.75	12.75	12.75	12.75	12.75	20	79	77.00	77.00	74.00	74.00	74.00	40	500	-	-	23.75	12.75	23.75	23.75	23.75	23.75	20	20	66.00	66.00	66.00	66.00	66.00	20	500	-	3,200			
3,250	0.00	0.00	0.00	-	23.50	-	56	0.00	0.00	0.00	-	71.50	-	40	-	-	0.00	0.00	0.00	-	51.00	-	20	0.00	107.00	94.00	107.00	107.00	107.00	50	60	-	3,250			
3,300	0.00	0.00	0.00	-	9.70	-	-	0.00	0.00	0.00	-	51.50	-	-	-	-	0.00	0.00	0.00	-	87.00	-	-	0.00	0.00	0.00	-	122.00	-	-	-	3,300				

FTSE/Athex Large Cap

(Trade Unit: 1 Index Point x 2€ - Exercise Style: European, Cash Settlement)

Call Options															Put Options																				
Exercise Price	July 2023							August 2023							Other Months		July 2023							August 2023							Other Months		Exercise Price		
	Open price	Price max	Price min	Last price	Closing price	Volume	Open Interest	Open price	Price max	Price min	Last price	Closing price	Volume	Open Interest	Volume	Open Interest	Open price	Price max	Price min	Last price	Closing price	Volume	Open Interest	Open price	Price max	Price min	Last price	Closing price	Volume	Open Interest	Volume	Open Interest			
3,350	0.00	0.00	0.00	-	3.30	-	-	0.00	0.00	0.00	-	36.00	-	-			0.00	0.00	0.00	-	131.00	-	-	0.00	0.00	0.00	-	157.00	-	-			3,350		
3,400	0.00	0.00	0.00	-	0.91	-	-	0.00	0.00	0.00	-	24.50	-	-			0.00	0.00	0.00	-	178.00	-	-	0.00	0.00	0.00	-	195.00	-	-			3,400		
3,450	0.00	0.00	0.00	-	0.20	-	-	0.00	0.00	0.00	-	16.00	-	-			0.00	0.00	0.00	-	228.00	-	-	0.00	0.00	0.00	-	237.00	-	-			3,450		
Totals:						20	626							100	681	0	0							40	783							90	811	0	0
Number of Trades:							1							5	0							2							5	0					

ALPHA SERVICES HOLD (CR)

(Contract Size: 100 Securities, Exercise Style: American, Physical Delivery)

Call Options															Put Options																				
Exercise Price	July 2023						August 2023						Other Months		July 2023					August 2023					Other Months		Exercise Price								
	Open price	Price max	Price min	Last price	Closing price	Volume	Open Interest	Open price	Price max	Price min	Last price	Closing price	Volume	Open Interest	Volume	Open Interest	Open price	Price max	Price min	Last price	Closing price	Volume	Open Interest	Open price	Price max	Price min		Last price	Closing price	Volume	Open Interest	Volume	Open Interest		
0.550						-	-																										0.006		
0.600						-	-																										0.006		
0.650						-	-																										0.007		
0.700						-	-																										0.007		
0.750						-	-																										0.008		
0.800	0.000	0.000	0.000		0.810	-	-										0.000	0.000	0.000		0.002	-	-									0.008			
0.850	0.000	0.000	0.000		0.760	-	-	0.000	0.000	0.000		0.762	-	-		0.000	0.000	0.000		0.001	-	-		0.000	0.000	0.000		0.001	-	-		0.009			
0.900	0.000	0.000	0.000		0.710	-	-	0.000	0.000	0.000		0.712	-	-		0.000	0.000	0.000		0.001	-	-		0.000	0.000	0.000		0.001	-	-		0.009			
0.950	0.000	0.000	0.000		0.660	-	-	0.000	0.000	0.000		0.662	-	-		0.000	0.000	0.000		0.001	-	-		0.000	0.000	0.000		0.001	-	-		0.010			
1.000	0.000	0.000	0.000		0.610	-	-	0.000	0.000	0.000		0.612	-	-		0.000	0.000	0.000		0.001	-	-		0.000	0.000	0.000		0.002	-	-		0.010			
1.100	0.000	0.000	0.000		0.510	-	-	0.000	0.000	0.000		0.512	-	-		0.000	0.000	0.000		0.001	-	-		0.000	0.000	0.000		0.001	-	-		0.011			
1.200	0.000	0.000	0.000		0.411	-	-	0.000	0.000	0.000		0.413	-	-		0.000	0.000	0.000		0.001	-	-		0.000	0.000	0.000		0.001	-	-		0.012			
1.300	0.000	0.000	0.000		0.311	-	-	0.000	0.000	0.000		0.317	-	-		0.000	0.000	0.000		0.001	-	-		0.000	0.000	0.000		0.004	-	-		0.013			
1.400	0.000	0.000	0.000		0.215	-	5	0.000	0.000	0.000		0.227	-	-		0.000	0.000	0.000		0.005	-	-		0.000	0.000	0.000		0.015	-	-		0.014			
1.500	0.000	0.000	0.000		0.131	-	10	0.000	0.000	0.000		0.151	-	-		0.000	0.000	0.000		0.020	-	-		0.000	0.000	0.000		0.038	-	-		0.015			
1.600	0.000	0.000	0.000		0.067	-	-	0.000	0.000	0.000		0.092	-	-		0.000	0.000	0.000		0.056	-	-		0.000	0.000	0.000		0.079	-	-		0.016			
1.700	0.000	0.000	0.000		0.028	-	-	0.000	0.000	0.000		0.051	-	-		0.000	0.000	0.000		0.118	-	-		0.000	0.000	0.000		0.139	-	-		0.017			
1.800	0.000	0.000	0.000		0.010	-	-	0.000	0.000	0.000		0.026	-	-		0.000	0.000	0.000		0.199	-	-		0.000	0.000	0.000		0.213	-	-		0.018			
1.900	0.000	0.000	0.000		0.003	-	-	0.000	0.000	0.000		0.012	-	-		0.000	0.000	0.000		0.292	-	-		0.000	0.000	0.000		0.300	-	-		0.019			
2.000	0.000	0.000	0.000		0.001	-	-	0.000	0.000	0.000		0.005	-	-		0.000	0.000	0.000		0.390	-	-		0.000	0.000	0.000		0.393	-	-		0.020			
2.200	0.000	0.000	0.000		0.001	-	-	0.000	0.000	0.000		0.001	-	-		0.000	0.000	0.000		0.590	-	-		0.000	0.000	0.000		0.590	-	-		0.022			
Totals:						0	15						0	0							0	0									0	0			
Number of Trades:							0						0								0.00										0			0	

NATIONAL BANK (CR)

(Contract Size: 100 Securities, Exercise Style: American, Physical Delivery)

Call Options																Put Options																	
Exercise Price	July 2023						August 2023						Other Months		July 2023						August 2023						Other Months		Exercise Price				
	Open price	Price max	Price min	Last price	Closing price	Volume	Open Interest	Open price	Price max	Price min	Last price	Closing price	Volume	Open Interest	Volume	Open Interest	Open price	Price max	Price min	Last price	Closing price	Volume	Open Interest	Open price	Price max	Price min	Last price	Closing price		Volume	Open Interest	Volume	Open Interest
2.000						-	-						-	-									-	-									0.020
2.200						-	-						-	-									-	-									0.022
2.400						-	-						-	-									-	-									0.024
2.600						-	-						-	-									-	-									0.026
2.800						-	-						-	-									-	-									0.028
3.000						-	-						-	-									-	-									0.030
3.200	0.000	0.000	0.000		2.98	-	-						-	-			0.000	0.000	0.000		0.001	-	-										0.032
3.400	0.000	0.000	0.000		2.78	-	-						-	-			0.000	0.000	0.000		0.001	-	-										0.034
3.600	0.000	0.000	0.000		2.58	-	-	0.000	0.000	0.000		2.59	-	-			0.000	0.000	0.000		0.001	-	-	0.000	0.000	0.000		0.001	-	-			0.036
3.800	0.000	0.000	0.000		2.38	-	-	0.000	0.000	0.000		2.39	-	-			0.000	0.000	0.000		0.001	-	-	0.000	0.000	0.000		0.001	-	-			0.038
4.000	0.000	0.000	0.000		2.18	-	-	0.000	0.000	0.000		2.19	-	-			0.000	0.000	0.000		0.001	-	-	0.000	0.000	0.000		0.001	-	-			0.040
4.400	0.000	0.000	0.000		1.78	-	-	0.000	0.000	0.000		1.79	-	-			0.000	0.000	0.000		0.001	-	-	0.000	0.000	0.000		0.001	-	-			0.044
4.800	0.000	0.000	0.000		1.38	-	-	0.000	0.000	0.000		1.40	-	-			0.000	0.000	0.000		0.001	-	-	0.000	0.000	0.000		0.009	-	-			0.048
5.200	0.000	0.000	0.000		0.982	-	-	0.000	0.000	0.000		1.03	-	-			0.000	0.000	0.000		0.003	-	-	0.000	0.000	0.000		0.037	-	-			0.052
5.600	0.000	0.000	0.000		0.590	-	-	0.000	0.000	0.000		0.699	-	-			0.000	0.000	0.000		0.008	-	10	0.000	0.000	0.000		0.108	-	-			0.056
6.000	0.000	0.000	0.000		0.258	-	8	0.300	0.300	0.300	0.300	0.300	1	5			0.000	0.000	0.000		0.076	-	-	0.000	0.000	0.000		0.244	-	-			0.060
6.400	0.000	0.000	0.000		0.068	-	-	0.000	0.000	0.000		0.247	-	-			0.000	0.000	0.000		0.286	-	-	0.000	0.000	0.000		0.455	-	-			0.064
6.800	0.000	0.000	0.000		0.010	-	-	0.000	0.000	0.000		0.130	-	-			0.000	0.000	0.000		0.629	-	-	0.000	0.000	0.000		0.738	-	-			0.068
7.200	0.000	0.000	0.000		0.001	-	-	0.000	0.000	0.000		0.060	-	-			0.000	0.000	0.000		1.02	-	-	0.000	0.000	0.000		1.07	-	-			0.072
7.600	0.000	0.000	0.000		0.001	-	-	0.000	0.000	0.000		0.027	-	-			0.000	0.000	0.000		1.42	-	-	0.000	0.000	0.000		1.44	-	-			0.076
8.000	0.000	0.000	0.000		0.001	-	-	0.000	0.000	0.000		0.011	-	-			0.000	0.000	0.000		1.82	-	-	0.000	0.000	0.000		1.82	-	-			0.080
8.400	0.000	0.000	0.000		0.001	-	-	0.000	0.000	0.000		0.004	-	-			0.000	0.000	0.000		2.22	-	-	0.000	0.000	0.000		2.22	-	-			0.084
Totals:						0	8					1	5	0	0						0	10					0	0	0	270			
Number of Trades:						0						1		0							0.00						0		0				

OPAP (CR)

(Contract Size: 100 Securities, Exercise Style: American, Physical Delivery)

Call Options														Put Options																		
July 2023							August 2023							Other Months		July 2023							August 2023							Other Months		Exercis Price
Open price	Price max	Price min	Last price	Closing price	Volume	Open Interest	Open price	Price max	Price min	Last price	Closing price	Volume	Open Interest	Volume	Open Interest	Open price	Price max	Price min	Last price	Closing price	Volume	Open Interest	Open price	Price max	Price min	Last price	Closing price	Volume	Open Interest	Volume	Open Interest	
8.800					-	-						-	-									-	-									0.088
9.200					-	-						-	-									-	-									0.092
9.600					-	-						-	-									-	-									0.096
9.730	0.000	0.000	0.000	6.53	-	-						-	-			0.000	0.000	0.000	0.001	-	-											0.097
10.000					-	-						-	-									-	-									0.100
10.710	0.000	0.000	0.000	5.55	-	-						-	-			0.000	0.000	0.000	0.001	-	-											0.107
11.000	0.000	0.000	0.000	5.26	-	-	0.000	0.000	0.000	5.28	-	-			0.000	0.000	0.000	0.001	-	-	0.000	0.000	0.000	0.005	-	-					0.110	
11.680	0.000	0.000	0.000	4.58	-	-						-	-			0.000	0.000	0.000	0.001	-	-											0.117
12.000	0.000	0.000	0.000	4.26	-	-	0.000	0.000	0.000	4.28	-	-			0.000	0.000	0.000	0.001	-	-	0.000	0.000	0.000	0.001	-	-					0.120	
12.650	0.000	0.000	0.000	3.61	-	-						-	-			0.000	0.000	0.000	0.001	-	-											0.127
13.000	0.000	0.000	0.000	3.27	-	-	0.000	0.000	0.000	3.29	-	-			0.000	0.000	0.000	0.001	-	-	0.000	0.000	0.000	0.001	-	-					0.130	
13.630	0.000	0.000	0.000	2.64	-	-						-	-			0.000	0.000	0.000	0.001	-	-											0.136
14.000	0.000	0.000	0.000	2.27	-	-	0.000	0.000	0.000	2.30	-	-			0.000	0.000	0.000	0.003	-	-	0.000	0.000	0.000	0.010	-	-					0.140	
14.600	0.000	0.000	0.000	1.67	-	-						-	-			0.000	0.000	0.000	0.001	-	15											0.146
15.000	0.000	0.000	0.000	1.27	-	-	0.000	0.000	0.000	1.37	-	-			0.000	0.000	0.000	0.002	-	-	0.000	0.000	0.000	0.085	-	-					0.150	
15.570	0.000	0.000	0.000	0.725	-	60						-	-			0.000	0.000	0.000	0.029	-	-											0.156
16.000	0.000	0.000	0.000	0.385	-	-	0.000	0.000	0.000	0.651	-	-			0.000	0.000	0.000	0.119	-	-	0.000	0.000	0.000	0.361	-	-					0.160	
16.550	0.000	0.000	0.000	0.116	-	6						-	-			0.000	0.000	0.000	0.400	-	-											0.166
17.000	0.000	0.000	0.000	0.030	-	-	0.000	0.000	0.000	0.227	-	15			0.000	0.000	0.000	0.765	-	-	0.000	0.000	0.000	0.940	-	-					0.170	
17.520	0.000	0.000	0.000	0.004	-	-						-	-			0.000	0.000	0.000	1.26	-	-											0.175
18.000	0.000	0.000	0.000	0.001	-	-	0.000	0.000	0.000	0.059	-	-			0.000	0.000	0.000	1.74	-	-	0.000	0.000	0.000	1.78	-	-					0.180	
18.490	0.000	0.000	0.000	0.001	-	-						-	-			0.000	0.000	0.000	2.23	-	-											0.185
19.000	0.000	0.000	0.000	0.001	-	-	0.000	0.000	0.000	0.010	-	-			0.000	0.000	0.000	2.74	-	-	0.000	0.000	0.000	2.74	-	-					0.190	
19.470	0.000	0.000	0.000	0.001	-	-						-	-			0.000	0.000	0.000	3.21	-	-											0.195
20.000	0.000	0.000	0.000	0.001	-	-	0.000	0.000	0.000	0.001	-	-			0.000	0.000	0.000	3.74	-	-	0.000	0.000	0.000	3.74	-	-					0.200	
21.410	0.000	0.000	0.000	0.001	-	-						-	-			0.000	0.000	0.000	5.15	-	-											0.214
22.000	0.000	0.000	0.000	0.001	-	-	0.000	0.000	0.000	0.003	-	-			0.000	0.000	0.000	5.74	-	-	0.000	0.000	0.000	5.74	-	-					0.220	
23.360	0.000	0.000	0.000	0.001	-	-						-	-			0.000	0.000	0.000	7.10	-	-											0.234
24.000					-	-	0.000	0.000	0.000	0.001	-	-									-	-	0.000	0.000	0.000	7.74	-	-				0.240
Totals:					0	66						0	15	0	0						0	15					0	60	0	0		
Number of Trades:					0							0		0							0.00					0				0		

OTE (CR)

(Contract Size: 100 Securities, Exercise Style: American, Physical Delivery)

Call Options														Put Options																					
Exercise Price	July 2023						August 2023						Other Months		July 2023						August 2023						Other Months		Exercise Price						
	Open price	Price max	Price min	Last price	Closing price	Volume	Open Interest	Open price	Price max	Price min	Last price	Closing price	Volume	Open Interest	Volume	Open Interest	Open price	Price max	Price min	Last price	Closing price	Volume	Open Interest	Open price	Price max	Price min	Last price	Closing price		Volume	Open Interest	Volume	Open Interest		
9.200	0.000	0.000	0.000		5.41	-	-										0.000	0.000	0.000		0.001	-	-										0.092		
9.600	0.000	0.000	0.000		5.01	-	-	0.000	0.000	0.000		5.03	-	-			0.000	0.000	0.000		0.001	-	-	0.000	0.000	0.000		0.001	-	-			0.096		
10.000	0.000	0.000	0.000		4.61	-	-	0.000	0.000	0.000		4.63	-	-			0.000	0.000	0.000		0.001	-	-	0.000	0.000	0.000		0.001	-	-			0.100		
11.000	0.000	0.000	0.000		3.61	-	-	0.000	0.000	0.000		3.63	-	-			0.000	0.000	0.000		0.001	-	-	0.000	0.000	0.000		0.001	-	-			0.110		
12.000	0.000	0.000	0.000		2.61	-	-	0.000	0.000	0.000		2.63	-	-			0.000	0.000	0.000		0.001	-	-	0.000	0.000	0.000		0.001	-	-			0.120		
13.000	0.000	0.000	0.000		1.62	-	-	0.000	0.000	0.000		1.65	-	-			0.000	0.000	0.000		0.001	-	5	0.000	0.000	0.000		0.014	-	-			0.130		
14.000	0.000	0.000	0.000		0.648	-	1	0.000	0.000	0.000		0.785	-	-			0.000	0.000	0.000		0.033	-	-	0.000	0.000	0.000		0.149	-	-			0.140		
15.000	0.000	0.000	0.000		0.081	-	20	0.000	0.000	0.000		0.246	-	-			0.000	0.000	0.000		0.466	-	-	0.000	0.000	0.000		0.610	-	-			0.150		
16.000	0.000	0.000	0.000		0.001	-	-	0.000	0.000	0.000		0.045	-	-			0.000	0.000	0.000		1.39	-	-	0.000	0.000	0.000		1.42	-	-			0.160		
17.000	0.000	0.000	0.000		0.002	-	-	0.000	0.000	0.000		0.005	-	-			0.000	0.000	0.000		2.39	-	-	0.000	0.000	0.000		2.39	-	-			0.170		
18.000	0.000	0.000	0.000		0.002	-	-	0.000	0.000	0.000		0.001	-	-			0.000	0.000	0.000		3.39	-	-	0.000	0.000	0.000		3.39	-	-			0.180		
19.000	0.000	0.000	0.000		0.001	-	-	0.000	0.000	0.000		0.001	-	-			0.000	0.000	0.000		4.39	-	-	0.000	0.000	0.000		4.39	-	-			0.190		
20.000	0.000	0.000	0.000		0.001	-	-	0.000	0.000	0.000		0.001	-	-			0.000	0.000	0.000		5.39	-	-	0.000	0.000	0.000		5.39	-	-			0.200		
22.000	0.000	0.000	0.000		0.001	-	-	0.000	0.000	0.000		0.001	-	-			0.000	0.000	0.000		7.39	-	-	0.000	0.000	0.000		7.39	-	-			0.220		
Totals:						0	21							0	0	0	0							0	5							0	0	0	0
Number of Trades:						0							0	0							0.00							0							0

PIRAEUS FINANCIAL HOLD (CR)

(Contract Size: 100 Securities, Exercise Style: American, Physical Delivery)

Call Options														Put Options																		
July 2023							August 2023							Other Months		July 2023							August 2023							Other Months		Exercise Price
Open price	Price max	Price min	Last price	Closing price	Volume	Open Interest	Open price	Price max	Price min	Last price	Closing price	Volume	Open Interest	Volume	Open Interest	Open price	Price max	Price min	Last price	Closing price	Volume	Open Interest	Open price	Price max	Price min	Last price	Closing price	Volume	Open Interest	Volume	Open Interest	
0.750					-	-						-	-									-	-									0.008
0.800					-	-						-	-									-	-									0.008
0.850					-	-						-	-									-	-									0.009
0.900					-	-						-	-									-	-									0.009
0.950					-	-						-	-									-	-									0.010
1.000					-	-						-	-									-	-									0.010
1.100					-	-						-	-									-	-									0.011
1.200					-	-						-	-									-	-									0.012
1.300					-	-						-	-									-	-									0.013
1.400					-	-						-	-									-	-									0.014
1.500					-	-						-	-									-	-									0.015
1.600	0.000	0.000	0.000	1.82								-	-			0.000	0.000	0.000	0.001			-	-									0.016
1.700	0.000	0.000	0.000	1.72			0.000	0.000	0.000		1.72					0.000	0.000	0.000	0.001			-	-	0.000	0.000	0.000	0.001					0.017
1.800	0.000	0.000	0.000	1.62			0.000	0.000	0.000		1.62					0.000	0.000	0.000	0.001			-	-	0.000	0.000	0.000	0.001					0.018
1.900	0.000	0.000	0.000	1.52			0.000	0.000	0.000		1.52					0.000	0.000	0.000	0.001			-	-	0.000	0.000	0.000	0.001					0.019
2.000	0.000	0.000	0.000	1.42			0.000	0.000	0.000		1.42					0.000	0.000	0.000	0.001			-	-	0.000	0.000	0.000	0.001					0.020
2.200	0.000	0.000	0.000	1.22			0.000	0.000	0.000		1.22					0.000	0.000	0.000	0.001			-	-	0.000	0.000	0.000	0.001					0.022
2.400	0.000	0.000	0.000	1.02			0.000	0.000	0.000		1.02					0.000	0.000	0.000	0.001			-	-	0.000	0.000	0.000	0.001					0.024
2.600	0.000	0.000	0.000	0.821			0.000	0.000	0.000		0.827					0.000	0.000	0.000	0.005			-	-	0.000	0.000	0.000	0.002					0.026
2.800	0.000	0.000	0.000	0.621			0.000	0.000	0.000		0.636		1			0.000	0.000	0.000	0.001			-	-	0.000	0.000	0.000	0.011					0.028
3.000	0.000	0.000	0.000	0.422			0.000	0.000	0.000		0.460					0.000	0.000	0.000	0.001			-	-	0.000	0.000	0.000	0.034					0.030
3.200	0.000	0.000	0.000	0.236		150	0.000	0.000	0.000		0.308		3			0.000	0.000	0.000	0.015			-	-	0.000	0.000	0.000	0.082					0.032
3.400	0.000	0.000	0.000	0.096			0.000	0.000	0.000		0.191					0.000	0.000	0.000	0.075			-	-	0.000	0.000	0.000	0.165					0.034
3.600	0.000	0.000	0.000	0.025			0.000	0.000	0.000		0.110					0.000	0.000	0.000	0.204			-	-	0.000	0.000	0.000	0.283					0.036
3.800	0.000	0.000	0.000	0.004			0.000	0.000	0.000		0.057					0.000	0.000	0.000	0.383			-	-	0.000	0.000	0.000	0.431					0.038
4.000	0.000	0.000	0.000	0.001			0.000	0.000	0.000		0.028					0.000	0.000	0.000	0.580			-	-	0.000	0.000	0.000	0.602					0.040
4.400	0.000	0.000	0.000	0.001			0.000	0.000	0.000		0.005					0.000	0.000	0.000	0.980			-	-	0.000	0.000	0.000	0.982					0.044
4.800	0.000	0.000	0.000	0.001			0.000	0.000	0.000		0.001					0.000	0.000	0.000	1.38			-	-	0.000	0.000	0.000	1.38					0.048
Totals:					0	150						0	4	0	0						0	0					0	0	0	0		
Number of Trades:					0							0		0								0.00					0		0			

PPC (CR)

(Contract Size: 100 Securities, Exercise Style: American, Physical Delivery)

Exercise Price	Call Options														Put Options																			
	July 2023							August 2023							Other Months		July 2023							August 2023							Other Months		Exercise Price	
	Open price	Price max	Price min	Last price	Closing price	Volume	Open Interest	Open price	Price max	Price min	Last price	Closing price	Volume	Open Interest	Volume	Open Interest	Open price	Price max	Price min	Last price	Closing price	Volume	Open Interest	Open price	Price max	Price min	Last price	Closing price	Volume	Open Interest	Volume	Open Interest		
3.600						-	-							-	-																			
3.800						-	-							-	-																			0.038
4.000						-	-							-	-																			0.040
4.400						-	-							-	-																			0.044
4.800						-	-							-	-																			0.048
5.200						-	-							-	-																			0.052
5.600						-	-							-	-																			0.056
6.000	0.000	0.000	0.000		4.44	-	-	0.000	0.000	0.000		4.45	-	-		0.000	0.000	0.000		0.001	-	-	0.000	0.000	0.000		0.001	-	-		0.060			
6.400	0.000	0.000	0.000		4.04	-	-	0.000	0.000	0.000		4.05	-	-		0.000	0.000	0.000		0.001	-	-	0.000	0.000	0.000		0.001	-	-		0.064			
6.800	0.000	0.000	0.000		3.64	-	-	0.000	0.000	0.000		3.65	-	-		0.000	0.000	0.000		0.001	-	-	0.000	0.000	0.000		0.001	-	-		0.068			
7.200	0.000	0.000	0.000		3.24	-	-	0.000	0.000	0.000		3.25	-	-		0.000	0.000	0.000		0.001	-	-	0.000	0.000	0.000		0.001	-	-		0.072			
7.600	0.000	0.000	0.000		2.84	-	-	0.000	0.000	0.000		2.86	-	-		0.000	0.000	0.000		0.003	-	-	0.000	0.000	0.000		0.002	-	-		0.076			
8.000	0.000	0.000	0.000		2.44	-	-	0.000	0.000	0.000		2.46	-	-		0.000	0.000	0.000		0.001	-	-	0.000	0.000	0.000		0.006	-	-		0.080			
8.400	0.000	0.000	0.000		2.04	-	-	0.000	0.000	0.000		2.07	-	-		0.000	0.000	0.000		0.001	-	-	0.000	0.000	0.000		0.018	-	-		0.084			
8.800	0.000	0.000	0.000		1.64	-	-	0.000	0.000	0.000		1.70	-	-		0.000	0.000	0.000		0.001	-	-	0.000	0.000	0.000		0.045	-	-		0.088			
9.200	0.000	0.000	0.000		1.25	-	22	0.000	0.000	0.000		1.35	-	-		0.000	0.000	0.000		0.003	-	6	0.000	0.000	0.000		0.097	-	-		0.092			
9.600	0.000	0.000	0.000		0.862	-	5	0.000	0.000	0.000		1.04	-	22		0.000	0.000	0.000		0.018	-	5	0.000	0.000	0.000		0.183	-	-		0.096			
10.000	0.000	0.000	0.000		0.522	-	30	0.000	0.000	0.000		0.771	-	-		0.000	0.000	0.000		0.078	-	20	0.000	0.000	0.000		0.312	-	-		0.100			
11.000	0.000	0.000	0.000		0.063	-	7	0.231	0.231	0.231	0.231	0.231	11	46		0.000	0.000	0.000		0.619	-	-	0.000	0.000	0.000		0.849	-	-		0.110			
12.000	0.000	0.000	0.000		0.002	-	-	0.000	0.000	0.000		0.094	-	-		0.000	0.000	0.000		1.56	-	-	0.000	0.000	0.000		1.64	-	-		0.120			
13.000	0.000	0.000	0.000		0.001	-	-	0.000	0.000	0.000		0.023	-	-		0.000	0.000	0.000		2.56	-	-	0.000	0.000	0.000		2.57	-	-		0.130			
14.000	0.000	0.000	0.000		0.001	-	-	0.000	0.000	0.000		0.005	-	-		0.000	0.000	0.000		3.56	-	-	0.000	0.000	0.000		3.56	-	-		0.140			
15.000	0.000	0.000	0.000		0.001	-	-	0.000	0.000	0.000		0.001	-	-		0.000	0.000	0.000		4.56	-	-	0.000	0.000	0.000		4.56	-	-		0.150			
Totals:						0	64						11	68	0	0						0	31						0	64	0	0		
Number of Trades:						0							1		0							0.00						0		0				

Lending Products	Underlying Title	Multilateral Transactions[1]					Bilateral Transactions[2]		Stock Borrowing through OTC (volume)[3]
		Open Interest[5]	Volume(Offered)	Average Weighted	Transactions volume	Average Weighted	Transactions Volume	Average Weighted	Transactions Volume
ADMIEBOR	ADMIE (IPTO) HOLDING S.A. (CR)	---	---	---	---	---	---	468,439	
AEGNBOR	AEGEAN AIRLINES (CR)	---	---	---	---	---	---	25,094	
ALPHABOR	ALPHA SERVICES HOLD (CR)	10,764	---	---	---	---	---	58,570,049	
ALMYBOR	ALUMIL (CR)	---	---	---	---	---	---	---	
OTOELBOR	AUTOHELLAS SA (CR)	---	---	---	---	---	---	200,557	
AVAXBOR	AVAX S.A. (CR)	---	---	---	---	---	---	---	
EEEBOR	CC HBC AG (CR)	2,661	---	---	---	---	---	47,768	
CENERBOR	CENERGY HOLDINGS (CB)	750	---	---	---	---	---	---	
ELLAKTORBOR	ELLAKTOR (CR)	3,260	---	---	---	---	---	167,353	
ELHABOR	ELVALHALCOR (CR)	1,147	---	---	---	---	---	64,887	
EUROBBOR	EUROBANK HOLDINGS (CR)	15,000	---	---	---	---	---	34,077,540	
EYDAPBOR	EYDAP S.A. (CR)	1,001	---	---	---	---	---	246,728	
FFGRPBOR	FOLLI FOLLIE (CR)	---	---	---	---	---	---	885,954	
FOYRKBOR	FOURLIS (CR)	1,300	---	---	---	---	---	11,010	
GEKTERNABOR	GEK TERNA (CR)	1,591	---	---	---	---	---	1,293	
SARBOR	GR. SARANTIS S.A. (CR)	1,877	---	---	---	---	---	48,181	
EXAEBOR	HELLENIC EXCHANGES-A.S.E. (CR)	4,000	---	---	---	---	---	167,063	
ELPEBOR	HELLENIQ ENERGY (CR)	500	---	---	---	---	---	438,748	
INTRKBOR	INTRACOM HOLDINGS (CR)	---	---	---	---	---	---	---	
INKATBOR	INTRAKAT (CR)	---	---	---	---	---	---	---	
BELABOR	JUMBO SA (CR)	5,598	---	---	---	---	---	200,129	
LAMDABOR	LAMDA DEVELOPMENT SA (CR)	500	---	---	---	---	---	523,171	
MIGBOR	MIG (CR)	1,552	---	---	---	---	---	40,179	
MOHBOR	MOTOR OIL (CR)	19,581	---	---	2,698	6.60%	---	832,283	
MYTILBOR	MYTILINEOS (CR)	18,122	---	---	---	---	---	178,600	
ETEBOR	NATIONAL BANK (CR)	1,074	---	---	---	---	---	9,177,713	
OPAPBOR	OPAP (CR)	2,000	---	---	---	---	---	1,571,404	
HTOBOR	OTE (CR)	---	---	---	---	---	---	1,626,205	
PPABOR	P.P.A. S.A. (CR)	---	---	---	---	---	---	67,487	
TPEIRBOR	PIRAEUS FINANCIAL HOLD (CR)	5,000	---	---	---	---	---	789,868	
PPCBOR	PPC (CR)	8,200	---	---	---	---	---	1,578,807	

Stock Lending Notes

[1] - Multilateral contracts Lending or Borrowing as per Methods 8-1, 8-2 and 8-3-3 (According to ATHEX BoD Resolution No.17)

[2] - Bilateral Contracts Lending or Borrowing as per Methods 8-3-1 and 8-3-2 (According to ATHEX BoD Resolution No.20)

[3] - The information concerning OTC Stock Borrowing Transactions is based on the statements of the Dematerialised Securities System (DSS) operators involved and refers to volumes that have been registered up until the previous working day.

[4] - Average Price (Volume weighted)

[5] - The Data concerning Open Interest before the start of trading session

Lending Products	Underlying Title	Open Interest[5]	Multilateral Transactions[1]				Bilateral Transactions[2]		Stock Borrowing through OTC (volume)[3]	
			Volume(Offered)	Average Weighted	Transactions volume	Average Weighted	Transactions Volume	Average Weighted	Transactions Volume	
QUALBOR	QUALITY & RELIABILITY SA (CR)	---	---	---	---	---	---	---	---	
QUESTBOR	QUEST HOLDINGS (CR)	300	---	---	---	---	---	---	31,564	
TENERGYBOR	TERNA ENERGY (CR)	---	---	---	---	---	---	---	87,032	
TITCBOR	TITAN CEMENT (CB)	3,750	---	---	---	---	---	---	324,978	
VIOBOR	VIOHALCO SA/NV (CB)	934	---	---	---	---	---	---	---	

Stock Lending Notes

[1] - Multilateral contracts Lending or Borrowing as per Methods 8-1, 8-2 and 8-3-3 (According to ATHEX BoD Resolution No.17)

[2] - Bilateral Contracts Lending or Borrowing as per Methods 8-3-1 and 8-3-2 (According to ATHEX BoD Resolution No.20)

[3] - The information concerning OTC Stock Borrowing Transactions is based on the statements of the Dematerialised Securities System (DSS) operators involved and refers to volumes that have been registered up until the previous working day.

[4] - Average Price (Volume weighted)

[5] - The Data concerning Open Interest before the start of trading session

Sectors codification for listed companies

12003-	ETF	10101010	Computer Services
10101015	Software	10102030	Computer Hardware
15101010	Telecommunications Equipment	15102015	Telecommunications Services
20101010	Health Care Facilities	20101025	Health Care Services
20102010	Medical Equipment	20103015	Pharmaceuticals
30101010	Banks	30202000	Diversified Financial Services
30202010	Asset Managers & Custodians	30202015	Investment Services
30204000	Closed End Investments	30302010	Full Line Insurance
30302015	Insurance Brokers	30302025	Property and Casualty Insurance
35101010	Real Estate Holding and Development	35101015	Real Estate Services
35102000	Diversified REITs	35102030	Office REITs
40201040	Rental & Leasing Services: Consumer	40202010	Home Construction
40202015	Household Furnishings	40202020	Household Appliance
40203040	Electronic Entertainment	40203045	Toys
40204020	Clothing & Accessories	40301010	Entertainment
40301030	Publishing	40301035	Radio & TV Broadcasters
40401010	Diversified Retailers	40401020	Apparel Retailers
40401025	Home Improvement Retailers	40401030	Specialty Retailers
40501010	Airlines	40501015	Travel & Tourism
40501020	Casinos & Gambling	40501025	Hotels & Motels
45101015	Distillers & Vintners	45101020	Soft Drinks
45102010	Farming Fishing Ranching & Plantations	45102020	Food Products
45103010	Tobacco	45201010	Food Retailers & Wholesalers
45201020	Personal Products	50101010	Construction
50101020	Building Roof/Wallboard and Plumbing	50101030	Cement
50101035	Building Materials: Other	50202010	Electrical Components
50203000	Diversified Industrials	50203015	Plastics
50203030	Containers & Packaging	50204000	Machinery: Industrial
50204020	Machinery: Construction & Handling	50205010	Industrial Suppliers
50205020	Back Office Support HR & Consulting	50205030	Forms & Bulk Printing Services
50206015	Commercial Vehicles & Parts	50206030	Marine Transportation
50206060	Transportation Services	55101000	Diversified Materials
55101020	Textile Products	55102000	General Mining
55102010	Iron & Steel	55102015	Metal Fabricating
55102035	Aluminum	60101020	Oil Refining and Marketing
65101010	Alternative Electricity	65101015	Conventional Electricity
65102030	Water		



ATHEX
Athens Stock Exchange

Λεωφ. Αθηνών 110 104 42 Αθήνα
110, Athinon Ave. GR 104 42 Athens
tel. (+30)210-33.66.800, fax (+30)210-33.66.101
www.athexgroup.gr