

23

Ημερήσιο Δελτίο
Συναλλακτικής Δραστηριότητας

Daily Official List
of Trading Activity

Wednesday, 12 July, 2023

Year: 144 Trading Day No: 130



ATHEXGROUP
Athens Exchange Group

Disclaimer:

Hellenic Exchanges-Athens Stock Exchange S.A endeavours to ensure that the data and other material ("Information") presented on the Daily Official List are accurate and complete, but it is not liable for any errors or omissions of data or /and for the accuracy, credibility, updating and completeness of the aforesaid information nor it has any liability arising directly or indirectly from the use of the above Information.

The Company is not liable for the accuracy of the data included in listed companies' announcements. Only the sender of such an announcement is fully and solely liable for any infringement of third party's rights from the content of such announcement. All contents of the Daily Official List are provided only for information purposes and do not constitute investment advice or solicitation to invest in securities or other products listed for trading on the Exchange.

You acknowledge and agree that the Company is the owner of any property rights related to any Information appearing on the Daily Official List including intellectual property rights copyright, trademarks, etc.

The above data are a property of the Hellenic Exchanges-Athens Exchange and are copyright protected. Users are forbidden to reproduce, modify, copy, sale, transmit or redistribute, by all reproduction means and methods, part or the whole of the above data, without reference to their source.

The commercial exploitation of these data is, also, forbidden by third parties. Hellenic Exchanges-Athens Exchange does not carry any responsibility, direct or indirect, derived from usage or accidental alteration of the above data when used by third parties.

Hellenic Exchanges – Athens Stock Exchange S.A.

110 Athinon Ave., 10442 Athens, Tel: (210) 33.66.800, Fax: (210) 32.13.938

www.athexgroup.gr

Thessalonica Stock Exchange Center (T.S.E.C)

16-18 Katouni Str., Thessalonica 546 25 Tel: (2310) 567.667, Fax: (2310) 530.545

Athex Members Guarantee Fund

14-16 Fidiou Str., Athens 106 78, Tel: (210) 33.04.682, Fax: (210) 33.04.155

Hellenic Republic Capital Market Commission

1 Kolokotroni Str. & 1 Stadiou Str., Athens 10562 Tel: (210) 33.77.100 Fax: (210) 33.77.173

Table of Contents

Section 1: Statistical Figures of Securities, Derivatives and Lending

Summary of Markets

Athex Indices

Analytic Figures for Athex Market's Boards and Categories

Trading Details by Athex Sectors and Financial Instruments (ETFs)

Top 10 best & worst performing Shares

Derivatives Summary

Section 2: Analytic Figures of Shares Transactions

Analytic Figures of Shares Transactions

Shares' Notes

Section 3: Figures of Securities Transactions

Securities Blocks Details

Shares Rights Details

Stock Borrowing

Forced Sales Details

Forced Sales Registered Shares

Exchange Traded Funds (ETFs) Characteristics

Section 5: Bonds traded in Fixed Income Assets Market

Convertible Corporate Bonds - Regulated Market

Non Convertible Corporate Bonds - Regulated Market

Government Bonds

Treasury Bills & Zero Coupon Government Bonds

Government Bonds Traded with the Open Outcry Method

State Banks Bonds

Section 6: Additional Infos

Athex & ATHEXClear Members List

List of Stocks under Market Making operations

Section 7: Derivatives Market Analytic Figures

Index Futures

Stock Futures

Index Options

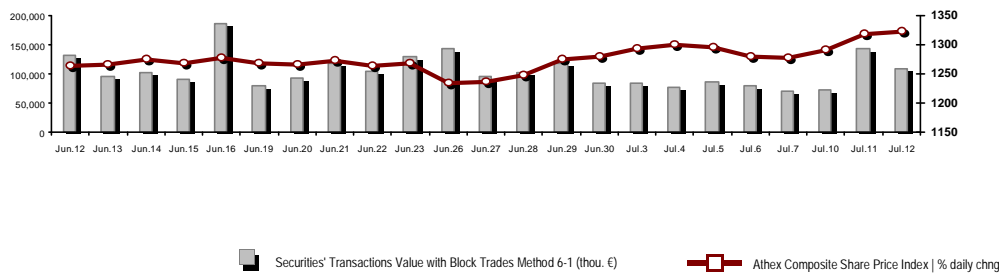
Stock Options

Stock Lending Analytic Figures

Appendix A: Sectors codification for listed companies

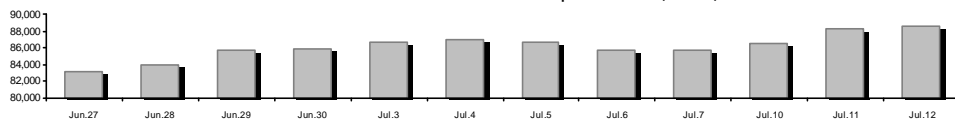
Summary of Markets

Athex Composite Share Price Index vs Shares and Derivatives Transactions Value

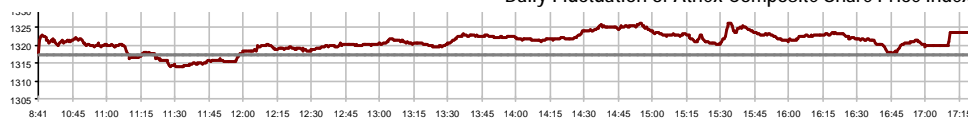


Athex Capitalisation (mill. €)**:	88,590.06		Derivatives Total Open Interest	529,289
Daily change: mill. € %	406.34	0.46%	in Index Futures % daily chng	6,813 3.23%
Yearly Avg Capitalisation: mill. € % chng prev year Avg	76,417.14	21.18%	in Stock Futures % daily chng	520,172 2.16%
Athex Composite Share Price Index % daily chng	1,323.61	0.48%	in Index Options % daily chng	1,521 7.72%
Athex Composite Share Price Index Capitalisation (mill. €)	81,357.81		in Stock Options % daily chng	783 0.64%
Daily change (mill. €)	358.10			
Securities' Transactions Value with Block Trades Method 6-1 (t)	108,106.24		Derivatives Contracts Volume:	28,887
Daily change: %	-35,513.69	-24.73%	Daily change: pieces %	-7,159 -19.86%
YtD Avg Trans. Value: thou. € % chng prev year Avg	107,920.40	49.37%	YtD Avg Derivatives Contracts % chng prev year Avg	48,783 42.01%
Blocks Transactions Value of Method 6-1 (thou. €)	9,543.58		Derivatives Trades Number:	2,124
Blocks Transactions Value of Method 6-2 & 6-3 (thou. €)	0.00		Daily change: number %	-718 -25.26%
Bonds Transactions Value (thou.€)	711.82		YtD Avg Trades number % chng prev year Avg	2,441 18.84%
Securities' Transactions Volume with Block Trades Method 6-1 (tho)	29,059.32		Lending Total Open Interest	107,032
Daily change: thou. pieces %	-3,710.97	-11.32%	Daily change: pieces %	0 0.00%
YtD Avg Volume: % chng prev year Avg	38,317.36	35.16%	Lending Volume (Multilateral/Bilateral)	9,800
Blocks Transactions Volume of Method 6-1 (thou. Pieces)	1,137.21		Daily change: pieces %	8,800
Blocks Transactions Volume of Method 6-2 & 6-3 (thou. Pieces)	0.00		Multilateral Lending	2,800
Bonds Transactions Volume	738,000		Bilateral Lending	7,000
Securities' Trades Number with Block Trades Method 6-1	37,056		Lending Trades Number:	7
Daily change: number %	-8,311	-18.32%	Daily change: %	6
YtD Avg Trades number % chng prev year Avg	36,099	22.72%	Multilateral Lending Trades Number	6
Number of Blocks Method 6-1	14		Bilateral Lending Trades Number	1
Number of Blocks Method 6-2 & 6-3	0			
Number of Bonds Transactions	138			

Athex Capitalisation (mill. €)**



Daily Fluctuation of Athex Composite Share Price Index



Athex Composite Share Price Index at 11/07/2023

Daily Fluctuation of Athex Composite Share Price Index at 12/07/2023

Athex Indices

Index name	12/07/2023	11/07/2023	pts.	%	Min	Max	Year min	Year max	Year change
Athex Composite Share Price Index	1,323.61 #	1,317.35	6.26	0.48%	1,313.81	1,326.20	929.79	1,326.20	42.36% #
Athex ESG Index	1,506.11 #	1,497.48	8.63	0.58%	1,491.70	1,510.62	1,057.52	1,510.62	42.40% #
FTSE/Athex Large Cap	3,207.79 #	3,188.56	19.23	0.60%	3,175.96	3,218.27	2,250.77	3,218.27	42.47% #
FTSE/Athex Mid Cap Index	2,138.34 #	2,128.33	10.01	0.47%	2,123.94	2,138.34	1,411.43	2,138.34	51.50% #
FTSE/ATHEX High Dividend Yield Index	4,023.63 #	4,017.45	6.18	0.15%	3,996.81	4,024.12	3,028.28	4,024.12	32.87% #
FTSE/ATHEX Global Traders Index Plus	3,897.10 #	3,869.76	27.34	0.71%	3,869.19	3,897.10	2,616.09	3,897.10	48.97% #
FTSE/ATHEX Mid & Small Cap Factor-Weighted Ind	5,448.84 #	5,434.85	13.99	0.26%	5,434.85	5,482.94	4,353.12	5,482.94	23.96% #
ATHEX Select Index Plus	4,589.98 #	4,565.01	24.97	0.55%	4,557.03	4,589.98	3,071.06	4,589.98	49.46% #
ATHEX Select Index	6,496.15 #	6,446.51	49.64	0.77%	6,443.58	6,500.10	4,343.88	6,500.10	49.55% #
FTSE/Athex Market Index	764.06 #	759.46	4.60	0.61%	756.84	766.42	539.21	766.42	41.66% #
Athex Composite Index Total Return Index	2,389.28 #	2,377.99	11.29	0.47%	2,371.60	2,393.95	1,641.17	2,393.95	45.58% #
FTSE/Athex Large Cap Total Return	5,248.53 #	5,217.07	31.46	0.60%			3,623.42	5,248.53	45.75% #
FTSE/Athex Mid Cap Total Return	2,855.31 #	2,841.94	13.37	0.47%			1,881.61	2,855.31	53.70% #
Hellenic Mid & Small Cap Index	1,925.36 #	1,922.39	2.97	0.15%	1,915.90	1,927.69	1,365.14	1,927.69	41.04% #
FTSE/Athex Banks	1,090.64 #	1,075.35	15.29	1.42%	1,068.90	1,098.98	640.09	1,098.98	70.26% #
FTSE/Athex Financial Services	1,462.67 €	1,465.14	-2.47	-0.17%	1,433.02	1,467.61	672.72	1,467.61	113.40% #
FTSE/Athex Industrial Goods & Services	7,450.22 #	7,409.04	41.18	0.56%	7,391.17	7,450.22	4,603.86	7,589.36	60.62% #
FTSE/Athex Retail	1,352.02 #	1,339.51	12.51	0.93%	1,328.37	1,352.02	901.21	1,352.02	50.02% #
FTSE/ATHEX Real Estate	4,799.84 #	4,765.34	34.50	0.72%	4,733.33	4,799.84	3,750.22	4,814.72	17.84% #
FTSE/Athex Consumer Goods & Services	15,309.68 #	15,148.69	160.99	1.06%	15,047.16	15,319.57	8,974.47	15,577.33	67.18% #
FTSE/Athex Food & Beverage	10,505.42 #	10,418.02	87.40	0.84%	10,418.02	10,590.94	8,101.49	11,188.59	24.08% #
FTSE/Athex Basic Resources	9,152.62 €	9,263.71	-111.09	-1.20%	9,128.51	9,311.97	6,463.31	9,481.05	41.04% #
FTSE/Athex Construction & Materials	4,576.61 #	4,576.32	0.29	0.01%	4,536.25	4,597.03	3,204.90	4,597.03	42.80% #
FTSE/Athex Energy	5,395.90 #	5,277.54	118.36	2.24%	5,234.26	5,433.10	4,780.16	5,856.79	7.28% #
FTSE/Athex Travel & Leisure	2,938.55 €	2,941.01	-2.46	-0.08%	2,920.75	2,954.01	2,196.17	2,954.01	32.53% #
FTSE/Athex Technology	2,885.40 #	2,853.62	31.78	1.11%	2,832.96	2,885.40	2,047.81	2,885.40	40.46% #
FTSE/Athex Telecommunications	4,188.69 €	4,250.07	-61.38	-1.44%	4,168.87	4,250.07	3,511.53	4,415.99	2.87% #
FTSE/Athex Utilities	5,937.20 €	5,992.80	-55.60	-0.93%	5,911.12	6,035.51	4,598.77	6,158.52	29.10% #
FTSE/Athex Health Care	446.35 €	449.01	-2.66	-0.59%	441.35	450.11	387.42	469.84	6.56% #
FTSE/Athex Personal Products	7,868.02 €	7,869.95	-1.93	-0.02%	7,742.09	7,927.95	6,441.87	7,958.05	19.10% #
Athex All Share Index	309.57 #	308.16	1.41	0.46%	309.57	309.57	231.11	309.57	34.46% #
MSCI GREECE REBASED	5,080.44 #	5,054.04	26.40	0.52%	5,024.97	5,101.13	4,125.04	5,101.13	--- -
Hellenic Corporate Bond Index	123.71 #	123.67	0.04	0.03%			118.78	124.10	3.97% #
Hellenic Corporate Bond Price Index	87.93 #	87.91	0.02	0.02%			85.96	88.53	1.98% #

Note 1: FTSE/Med 100, Hellenic Corporate Bond Price Index and Hellenic Corporate Bond Index closing prices refer to the previous trading day of 10/07/2023.

Note 2: The Hellenic Mid & Small Cap Index is a Customized index calculated by the Athens Exchange.

Analytic Figures for Athex Market's Boards and Categories

	Total Traded Securities	Main Market	Surveillance	Exchange Traded Funds (ETFs)
Totals	127	113	13	1
Gain / Lose / Same:	66 / 34 / 27	63 / 33 / 17	2 / 1 / 10	1 / 0 / 0
Athex Capitalisation (mill. €) **	88,590.06	88,210.89	379.16	
Daily Average Trans/ons Value(thou.€)	107,920.40	107,668.90	243.20	56.93
Transactions Value	108,106.24	107,863.94	228.82	13.48
Main Board:	98,562.66	98,320.36	228.82	13.48
Blocks Board 6_2_3:	9,543.58	9,543.58	0.00	0.00
Forced Sales Board:	0.00	0.00	0.00	0.00
Special Terms Board:	0.00	0.00	0.00	0.00
Daily Average Transactions Volume	38,317,358	37,276,390	1,046,368	2,012
Transactions Volume	29,059,322	28,492,408	566,494	420
Main Board:	27,922,111	27,355,197	566,494	420
Blocks Board 6_2_3:	1,137,211	1,137,211	0	0
Forced Sales Board:	0	0	0	0
Special Terms Board:	0	0	0	0
Daily Average Number of Trades	36,099	35,866	231	3
Number of Trades	37,056	36,871	181	4
Main Board:	37,042	36,857	181	4
Blocks Board 6_2_3:	14	14	0	0
Forced Sales Board:	0	0	0	0
Special Terms Board:	0	0	0	0

Trading Details by Athex Sectors and Financial Instruments (ETFs)

Code	Sectors	Gain / Lose / Same	Number of Trades	Transactions Volume	Transactions Value	% of Total Trans. Value
3010	- Banks	5 / 1 / 0	14,456	22,144,141	50,538,048.03	46.75%
5510	- Basic Resources	7 / 4 / 3	1,245	489,171	1,399,767.02	1.29%
5010	- Construction & Materials	5 / 4 / 5	2,487	943,785	3,445,013.67	3.19%
4020	- Consumer Products & Services	3 / 1 / 5	1,568	414,524	8,964,320.86	8.29%
6010	- Energy	3 / 1 / 0	2,114	278,706	4,742,912.53	4.39%
12000	- Financial Instruments	1 / 0 / 0	4	420	13,484.20	0.01%
3020	- Financial Services	2 / 3 / 0	544	153,497	905,952.36	0.84%
4510	- Food Beverage & Tobacco	4 / 3 / 0	232	36,073	635,167.06	0.59%
2010	- Health Care	1 / 2 / 0	228	189,539	140,513.73	0.13%
5020	- Industrial Goods & Services	9 / 3 / 6	3,307	673,656	7,692,986.33	7.12%
3030	- Insurance	1 / 0 / 0	145	97,424	458,702.59	0.42%
4030	- Media	0 / 1 / 0	15	5,970	3,185.16	0.00%
4520	- Personal Care, Drug & Grocery Stores	1 / 1 / 1	178	140,504	201,856.09	0.19%
3510	- Real Estate	6 / 1 / 3	1,417	577,304	1,984,693.27	1.84%
4040	- Retail	3 / 2 / 1	506	138,439	571,827.06	0.53%
1010	- Technology	7 / 2 / 1	1,112	482,552	1,599,875.57	1.48%
1510	- Telecommunications	1 / 1 / 0	2,433	526,266	7,709,830.24	7.13%
4050	- Travel & Leisure	5 / 2 / 1	1,886	930,745	8,703,647.19	8.05%
6510	- Utilities	2 / 2 / 1	3,179	836,606	8,394,459.31	7.77%

Top 10 best & worst performing Shares

Main Market

With positive Price change			With negative Price change		
	Closing price	change		Closing price	change
SPACE HELLAS SA (CR)	9.14	10.12% #	TERNA ENERGY (CR)	18.91	-2.53% €
GEN. COMMERCIAL & IND.SA (CR)	1.525	8.93% #	ELVALHALCOR (CR)	2.075	-2.35% €
HAIDEMENOS SA (CR)	0.59	7.27% #	MOTODYNAMICS S.A. (CR)	3.28	-2.09% €
ELGEKA SA (CR)	0.558	4.89% #	EKTER SA (CR)	1.75	-1.96% €
LAMPSA HOTEL SA (CR)	26.4	4.76% #	QUALITY & RELIABILITY SA (CR)	0.742	-1.59% €
PREMIA (CR)	1.314	4.12% #	TPA SA (CR)	24.9	-1.58% €
ENTERSOFT (CR)	5.34	3.49% #	OTE (CR)	14.97	-1.51% €
MOTOR OIL (CR)	23.7	3.04% #	AUSTRIACARD (CB)	14	-1.41% €
EUROBANK HOLDINGS (CR)	1.6415	2.91% #	ATHENS MEDICAL CENTER SA (CR)	2.12	-1.39% €
PIRAEUS FINANCIAL HOLD (CR)	3.386	2.48% #	KORDELLOS BROS SA (CR)	0.632	-1.25% €
With the highest Transactions Value			With the highest Transactions Volume		
	Value (thou. €)	change		Volume	change
PIRAEUS FINANCIAL HOLD (CR)	15,275.96	2.48% #	ALPHA SERVICES HOLD (CR)	9,219,052	0.63% #
ALPHA SERVICES HOLD (CR)	14,707.51	0.63% #	EUROBANK HOLDINGS (CR)	6,939,283	2.91% #
EUROBANK HOLDINGS (CR)	11,350.34	2.91% #	PIRAEUS FINANCIAL HOLD (CR)	4,545,137	2.48% #
NATIONAL BANK (CR)	9,112.10	-0.22% €	NATIONAL BANK (CR)	1,435,123	-0.22% €
JUMBO SA (CR)	8,625.61	1.18% #	OTE (CR)	498,524	-1.51% €
OTE (CR)	7,461.71	-1.51% €	PPC (CR)	436,589	-0.58% €
OPAP (CR)	6,933.90	-0.31% €	OPAP (CR)	429,494	-0.31% €
MYTILINEOS (CR)	6,242.89	0.62% #	PREMIA (CR)	344,367	4.12% #
PPC (CR)	4,551.03	-0.58% €	JUMBO SA (CR)	316,198	1.18% #
MOTOR OIL (CR)	3,977.97	3.04% #	INTRAKAT (CR)	312,075	0.37% #

Note: Stocks that are not included in the "Under Supervision" category, and the transactions value is more than 10,000 €.

Derivatives Summary

	Number of Trades	Volume	Open Interest
Index Futures	141	994	6,813
FTSE/Athex Banks	8	58	1,454
FTSE/Athex Large Cap	121	576	4,959
MSCI GREECE REBASED	12	360	400
Stock Futures	1,902	26,606	520,172
ADMIE (IPTO) HOLDING S.A. (CR)	25	175	15,242
AEGEAN AIRLINES (CR)	37	288	5,486
ALPHA SERVICES HOLD (CR)	397	12,819	251,203
AUTOHELLAS SA (CR)	0	0	90
AVAX S.A. (CR)	15	49	1,157
CC HBC AG (CR)	15	35	1,523
CENERGY HOLDINGS (CB)	14	73	6,895
ELLAKTOR (CR)	12	48	528
ELVALHALCOR (CR)	20	63	2,057
EUROBANK HOLDINGS (CR)	154	3,512	37,832
EYDAP S.A. (CR)	16	49	1,000
FOURLIS (CR)	31	125	1,115
GEK TERNA (CR)	61	172	7,436
HELLENIC EXCHANGES-A.S.E. (CR)	51	329	9,447
HELLENIQ ENERGY (CR)	3	5	1,136
INTRACOM HOLDINGS (CR)	24	121	3,638
INTRAKAT (CR)	79	413	10,549
JUMBO SA (CR)	6	9	224
LAMDA DEVELOPMENT SA (CR)	8	25	6,390
MIG (CR)	2	9	60
MOTOR OIL (CR)	40	328	1,555
MYTILINEOS (CR)	41	110	2,904
NATIONAL BANK (CR)	138	1,242	16,048
OPAP (CR)	6	22	2,514
OTE (CR)	195	808	12,512
P.P.A. S.A. (CR)	0	0	344
PIRAEUS FINANCIAL HOLD (CR)	255	4,772	75,301
PPC (CR)	111	568	27,603
QUEST HOLDINGS (CR)	0	0	131
TERNA ENERGY (CR)	105	280	11,410
TITAN CEMENT (CB)	0	0	716
VIOHALCO SA/NV (CB)	41	157	6,126
Index Options	80	1,286	1,521
FTSE/Athex Large Cap	80	1,286	1,521
Stock Options	1	1	783
ALPHA SERVICES HOLD (CR)	0	0	15
NATIONAL BANK (CR)	0	0	293
OPAP (CR)	0	0	101
OTE (CR)	0	0	26
PIRAEUS FINANCIAL HOLD (CR)	1	1	154
PPC (CR)	0	0	194
Total Derivatives Traded	2,124	28,887	529,289

Number of Outstanding Securities	Nominal Value	Dividends [1]			Date of Last Coupon		Note	Shares	Closing price	% change	Previous closing price/date		Open price	Price min	Price max	Last price	Avg price	Last Bid [7]	Last Ask [7]	P/E after tax	Year	Volume	Trades	Transactions Value[8]	Company Mkt Value (thou. €)	Year low	Year high	Sector[4]
		2020	2021	2022	Dividend [2]	Right																						
2,348,908,567	0.290	---	---	---	07/04/2008	18/04/2017	---	ALPHA SERVICES HOLD (CR)	1.59	0.63 P	1.58	11/07/2023	1.6	1.568	1.61	1.59	1.595	10@1.59	1500@1.59	---	---	9,219,052	4,754	14,707,507.29	3,734,764.62	1.0015	1.61	30101010
18,176,934	1.00	---	---	0.05	10/07/2023	27/01/2023	---	AUSTRIACARD (CB)	14	-1.41 E	14.2	11/07/2023	14.3	14	14.4	14	14.138	577@14.00	190@14.30	---	---	9,084	79	128,434.10	254,477.08	10.4	15.4	10101010
48,624,764	0.080	0.23	0.46	0.65	24/04/2023	05/12/2022	---	AUTOHELLAS SA (CR)	14	-0.14 E	14.02	11/07/2023	14.02	13.84	14.06	14	13.981	7@13.88	81@14.02	---	---	20,362	275	284,691.22	680,746.70	10.06	14.76	40201040
190,162,681	---	---	---	0.05	19/06/2023	07/12/2016	---	CENERGY HOLDINGS (CB)	6.12	0.33 P	6.1	11/07/2023	6.11	6.01	6.13	6.12	6.082	4837@6.06	22763@6.12	---	---	126,698	422	770,637.18	1,163,795.61	3.015	6.34	50202010
372,553,049	6.70	0.64	0.71	0.78	25/05/2023	29/04/2013	---	CC HBC AG (CR)	28.01	0.86 P	27.77	11/07/2023	27.77	27.77	28.24	28.01	28.027	5@27.96	1173@27.98	---	---	19,814	155	555,334.5010	435,210.90	21.54	29.91	45101020
3,710,677,508	0.220	---	---	---	02/05/2008	20/05/2019	---	EUROBANK HOLDINGS (CR)	1.6415	2.91 P	1.595	11/07/2023	1.618	1.585	1.6635	1.6415	1.636	200@1.64	3000@1.64	---	---	6,939,283	3,559	11,350,338.32	6,091,077.13	1.0495	1.72	30101010
52,131,944	1.00	---	0.1102	0.11	29/06/2023	23/07/2019	---	FOURLIS (CR)	4.95	1.85 P	4.86	11/07/2023	4.885	4.82	4.95	4.95	4.884	300@4.86	646@4.95	---	---	89,433	312	436,827.59	258,053.12	3.26	4.95	40401010
305,635,185	2.18	0.1	0.1	0.3	28/06/2023	01/10/2003	---	HELLENIC ENERGY (CR)	7.83	-0.26 E	7.85	11/07/2023	7.85	7.81	7.91	7.83	7.862	61@7.82	1000@7.84	---	---	93,523	416	735,313.81	2,393,123.50	6.93	8.68	60101020
83,600,000	0.880	---	---	---	03/07/2007	23/09/2022	---	INTRACOM HOLDINGS (CR)	2.12	0.24 P	2.115	11/07/2023	2.12	2.1	2.145	2.12	2.111	622@2.11	2034@2.12	---	---	296,064	266	624,946.66	177,232.00	1.678	2.195	10101010
160,523,985	0.300	---	---	---	12/08/2008	30/12/2022	---	INTRAKAT (CR)	2.7	0.37 P	2.69	11/07/2023	2.7	2.65	2.75	2.7	2.7	2754@2.69	1334@2.70	---	---	312,075	506	842,469.09	433,414.76	1.366	2.75	50101010
136,059,759	0.880	0.77	0.77	---	21/03/2023	05/03/2014	---	JUMBO SA (CR)	27.4	1.18 P	27.08	11/07/2023	27.34	26.88	27.42	27.4	27.279	2@27.30	1994@27.42	---	---	316,198	1,163	8,625,606.76	3,728,037.40	15.61	27.94	40203045
176,736,715	0.300	---	---	---	30/05/2007	27/11/2019	---	LAMDA DEVELOPMENT SA (CR)	7.35	0.69 P	7.3	11/07/2023	7.3	7.22	7.35	7.35	7.296	1@7.31	150@7.36	---	---	175,869	707	1,283,199.67	1,299,014.86	5.505	7.42	35101010
24,377,795	0.230	---	---	0.04	03/07/2023	08/06/2022	---	PROFILE SA (CR)	4.71	0.64 P	4.68	11/07/2023	4.68	4.68	4.75	4.71	4.716	500@4.70	535@4.71	---	---	17,430	70	82,208.32	114,819.41	2.575	4.75	10101010
107,222,688	0.440	---	(0.5667)	0.2	20/06/2023	16/03/2022	---	QUEST HOLDINGS (CR)	6.59	1.38 P	6.5	11/07/2023	6.28	6.28	6.59	6.59	6.505	100@6.50	1543@6.59	---	---	31,402	176	204,282.96	706,597.51	4.655	6.59	10101010
78,325,475	---	---	---	0.6	28/06/2023	23/07/2019	---	TITAN CEMENT (CB)	17.98	1.13 P	17.78	11/07/2023	17.72	17.64	17.98	17.98	17.853	88@17.96	6023@17.98	---	---	43,273	427	772,534.80	1,408,292.04	12.04	18	50101030
259,189,761	0.02	0.1	0.12	0.12	19/06/2023	26/02/2016	---	VIOHALCO SA/INV (CB)	5.9	-1.17 E	5.97	11/07/2023	5.93	5.86	6	5.9	5.931	1926@5.90	190@5.93	---	---	122,750	424	728,038.83	1,529,219.59	3.995	6.34	55102015
144,321,516	0.300	---	---	0.07	19/06/2023	22/01/2020	---	AVAX S.A. (CR)	1.6	---	1.6	11/07/2023	1.63	1.552	1.63	1.6	1.588	400@1.59	2500@1.61	---	---	203,807	348	323,666.43	230,914.43	0.748	1.63	50101010
232,000,000	2.12	0.1069	0.0854	0.0682	29/08/2022	19/06/2017	---	ADMIE (IPTO) HOLDING S.A. (CR)	2.28	---	2.28	11/07/2023	2.295	2.255	2.295	2.28	2.266	1500@2.27	4421@2.28	18.18	2022	190,485	403	431,562.34	528,960.00	1.64	2.32	65101015
90,167,100	0.500	---	---	---	03/06/2019	24/05/2021	---	AEGEAN AIRLINES (CR)	11.86	1.54 P	11.68	11/07/2023	11.66	11.66	11.92	11.86	11.838	1035@11.78	1231@11.86	---	---	127,775	564	1,512,597.92	1,069,381.81	5.27	11.92	40501010
103,423,291	0.570	---	---	---	01/08/2011	06/09/2022	---	GEK TERNA (CR)	14.32	-1.10 E	14.48	11/07/2023	14.6	14.16	14.6	14.32	14.346	168@14.30	499@14.34	---	---	77,448	658	1,111,055.08	1,481,021.53	10.42	14.7	50101010
382,000,000	2.48	---	---	---	20/07/2015	12/12/2001	---	PPC (CR)	10.34	-0.58 E	10.4	11/07/2023	10.46	10.32	10.54	10.34	10.424	10@10.33	100@10.35	---	---	436,589	1,205	4,551,034.95	3,949,880.00	6.6	10.65	65101015
914,715,153	1.00	---	---	---	16/05/2008	29/08/2018	---	NATIONAL BANK (CR)	6.336	-0.22 E	6.35	11/07/2023	6.36	6.274	6.394	6.336	6.349	105@6.33	2932@6.34	---	---	1,435,123	2,389	9,112,104.70	5,795,635.21	3.746	6.394	30101010
375,241,586	0.390	0.01	0.03	0.06	26/06/2023	14/07/2006	---	ELVALHALCOR (CR)	2.075	-2.35 E	2.125	11/07/2023	2.12	2.075	2.14	2.075	2.108	9750@2.07	5913@2.08	---	---	226,096	501	476,601.62	778,626.29	1.52	2.18	55102015
348,192,005	0.040	---	---	---	05/07/2011	16/07/2021	---	ELLAKTOR (CR)	2.5	1.01 P	2.475	11/07/2023	2.49	2.455	2.5	2.5	2.481	824@2.46	3772@2.51	---	---	93,522	260	232,031.84	870,480.01	1.706	2.5	50101010
60,348,000	0.420	0.07	0.1515	0.1565	14/06/2023	04/08/2021	---	HELLENIC EXCHANGES-A.S.E. (CR)	5.92	-0.17 E	5.93	11/07/2023	5.94	5.8	5.94	5.92	5.891	50@5.85	1582@5.92	---	---	129,625	407	763,647.26	357,260.16	3.09	5.94	30202015
106,500,000	0.600	---	0.28	---	05/09/2022	13/09/2021	---	EYDAP S.A. (CR)	6.98	1.16 P	6.9	11/07/2023	6.88	6.82	7.02	6.98	6.918	1222@6.85	3371@6.98	---	---	42,694	318	295,356.99	743,370.00	6.06	7.34	65102030
110,782,980	0.750	---	0.9054	1.6299	26/06/2023	04/11/2013	---	MOTOR OIL (CR)	23.7	3.04 P	23	11/07/2023	23.16	22.7	23.9	23.7	23.479	300@23.68	2202@23.72	---	---	169,429	1,637	3,977,969.16	2,625,556.63	20.84	25.82	60101020
142,891,161	0.970	0.378	0.4341	1.24	27/06/2023	07/07/2017	---	MYTILINEOS (CR)	32.6	0.62 P	32.4	11/07/2023	32.4	32.3	32.6	32.6	32.462	708@32.42	2825@32.60	---	---	192,311	2,073	6,242,890.94	4,658,251.85	19.94	33.48	50203000
370,062,741	0.300	0.55	0.6	1	06/06/2023	19/06/2023	---	OPAP (CR)	16.14	-0.31 E	16.19	11/07/2023	16.1	16.04	16.26	16.14	16.144	750@16.13	2709@16.15	---	---	429,494	1,158	6,933,899.08	5,972,812.64	13.0232	16.9242	40501020
433,664,596	2.83	0.6879	0.8231	0.5888	05/07/2023	18/06/1998	---	OTE (CR)	14.97	-1.51 E	15.2	11/07/2023	15.18	14.9	15.19	14.97	14.968	548@14.96	634@14.98	---	---	498,524	2,188	7,461,709.50	6,491,959.00	12.57	15.81	15102015
1,250,367,223	0.930	---	---	---	16/05/2008	14/04/2021	---	PIRAEUS FINANCIAL HOLD (CR)	3.386	2.48 P	3.304	11/07/2023	3.348	3.302	3.394	3.386	3.361	2500@3.37	9907@3.39	---	---	4,545,137	3,690	15,275,962.72	4,233,743.42	1.43	3.394	30101010
69,877,484	0.780	0.2239	0.1493	0.1495	09/05/2023	13/06/2018	---	GR. SARANTIS S.A. (CR)	7.9	---	7.9	11/07/2023	7.93	7.77	7.97	7.9	7.891	400@7.78	450@7.90	---	---	15,362	77	121,222.33	552,032.12	6.39	8	45201020
118,105,090	0.300	0.3407	0.3411	0.3798	26/06/2023	05/03/2020	---	TERNA ENERGY (CR)	18.91	-2.53 E	19.4	11/07/2023	19.4	18.69	19.58	18.91	19.077	5065@18.94	3100@19.00	---	---	162,507	1,223	3,100,169.12	2,233,367.25	17.89	21.34	65101010

Main Market - Medium Liquidity Class

13,126,020	0.660	0.0837	0.1163	---	22/06/2022	04/09/2020	---	AS COMPANY SA (CR)	2.7	-0.37 E	2.71	11/07/2023	2.71	2.65	2.72	2.7	2.696	100@2.68	500@2.69	---	---	4,975	24	13,411.19	35,440.25	2.02	2.74	40401030
3,114,144	0.360	0.1558	0.3427	0.2304	29/05/2023																							

Number of Outstanding Securities	Nominal Value	Dividends [1]			Date of Last Coupon		Note	Shares	Closing price	% change	Previous closing price/date	Open price	Price min	Price max	Last price	Avg price	Last Bid [7]	Last Ask [7]	P/E after tax	Year	Volume	Trades	Transactions Value[8]	Company Mkt Value (thou. €)	Year low	Year high	Sector[4]	
2020	2021	2022	Dividend [2]	Right																								
151,654,947	0.040	---	---	---	01/07/2008	21/02/2020	---	AVE (CR)	0.53	-2.57	€ 0.544	11/07/2023	0.552	0.526	0.552	0.526	0.534	700@0.526	200@0.534	---	---	5,970	15	3,185.16	80,377.12	0.506	0.586	40301010
35,764,593	2.10	0.06	0.075	0.1046	02/05/2023	25/11/2019	---	BRIQ PROPERTIES (CR)	1.975	1.28	P 1.95	11/07/2023	1.975	1.955	1.995	1.975	1.972	1660@1.96	899@1.98	---	---	25,152	48	49,607.82	70,635.07	1.9	2.11	35102030
101,123,806	0.360	---	---	---	22/07/2010	28/06/2011	---	CENTRIC HOLDINGS (CR)	0.34	---	↘ 0.34	11/07/2023	0.342	0.34	0.342	0.34	0.34	2512@0.332	3000@0.340	---	---	13,830	12	4,702.20	34,382.09	0.263	0.349	40203040
784,500	10.00	---	0.3	---	24/05/2022	31/07/2018	---	CNL CAPITAL (CR)	6.95	-0.71	€ 7	11/07/2023	6.95	6.95	6.95	6.95	6.95	5000@5.00	100@7.00	-(6)-	2022	100	1	695.00	5,452.28	6.5	8	30202010
10,246,800	0.300	---	---	---	06/10/2005	13/02/2002	---	CPI SA (CR)	0.646	---	↘ 0.646	11/07/2023	---	---	---	---	---	666@0.602	343@0.644	---	---	---	---	---	6,619.43	0.548	0.722	10102030
18,680,300	0.050	---	---	---	06/07/2022	---	---	DIMAND (CR)	12.85	-0.39	€ 12.9	11/07/2023	12.9	12.7	12.9	12.85	12.805	120@12.65	1145@12.85	---	---	12,539	82	160,560.40	240,041.86	11	14.9	35101010
54,200,000	0.075	---	0.035	---	19/07/2022	23/11/2021	---	EPSILON NET (CR)	9.1	1.11	P 9	11/07/2023	9	9	9.24	9.1	9.139	16@9.02	142@9.08	---	---	33,070	185	302,228.74	493,220.00	6.2	9.24	10101015
40,134,921	0.400	---	---	---	30/08/1993	26/06/2023	---	IDEAL HOLDINGS (CR)	5.6	0.72	P 5.56	11/07/2023	5.56	5.54	5.64	5.6	5.585	247@5.56	600@5.61	---	---	20,353	134	113,667.07	224,755.56	3.38	5.72	10102030
167,868,482	0.300	---	---	---	20/08/2007	28/11/2022	---	LAVIPHARM SA (CR)	0.678	-0.88	€ 0.684	11/07/2023	0.684	0.67	0.686	0.678	0.68	45@0.676	2250@0.680	---	---	181,853	178	123,648.21	113,814.83	0.366	0.69	20103015
4,740,000	0.860	---	---	---	14/03/2003	---	---	LOGISMOS S.A. (CR)	1.18	0.86	P 1.17	11/07/2023	1.17	1.16	1.18	1.18	1.168	15@1.17	753@1.18	-(6)-	2022	1,735	7	2,025.89	5,593.20	0.91	1.19	10101015
17,120,280	0.940	0.06	0.06	---	27/06/2022	26/06/2023	---	LOULIS FOOD (CR)	3.01	1.35	P 2.97	11/07/2023	3	3	3.03	3	3.012	500@3.00	69@3.01	---	---	3,050	7	9,186.39	51,532.04	2.38	3.12	45102020
4,419,616	1.58	---	---	0.1531	10/07/2023	04/03/2015	---	MEDICON S.A (CR)	3.63	0.83	P 3.6	11/07/2023	3.6	3.6	3.63	3.63	3.627	10@3.46	45@3.63	---	---	405	3	1,468.80	16,043.21	3.4	4.15	20102010
468,700	2.24	3.42	---	---	03/05/2022	21/05/2004	---	MERMEREN KOMB. A.D. PR. (GDR)	37.8	3.28	P 36.6	11/07/2023	37.6	37.6	37.8	37.8	37.705	3@37.00	29@37.80	1.26	2022	21	2	791.80	17,716.86	31	59	55102000
10,500,000	0.950	---	---	---	24/06/2008	22/07/2022	---	MEVACO SA (CR)	4.08	2.00	P 4	11/07/2023	4.06	4.06	4.22	4.08	4.131	51@4.08	199@4.16	13.53	2022	3,530	16	14,580.68	42,840.00	2.52	4.22	55102015
31,317,025	0.400	---	---	---	26/04/2007	10/05/2023	---	MIG (CR)	4.33	1.88	P 4.25	11/07/2023	4.33	4.195	4.33	4.33	4.265	100@4.32	1046@4.33	---	---	8,337	90	35,554.10	135,602.72	0.987	8.4	30202000
87,127,162	0.500	---	---	---	08/06/2023	28/07/2021	---	PREMIA (CR)	1.314	4.12	P 1.262	11/07/2023	1.296	1.29	1.324	1.314	1.311	5000@1.31	50000@1.32	---	---	344,367	533	451,605.01	114,485.09	1.07	1.36	35102000
27,345,120	0.280	---	---	---	18/07/2005	26/02/2014	---	QUALITY & RELIABILITY SA (CR)	0.742	-1.59	€ 0.754	11/07/2023	0.742	0.74	0.752	0.742	0.747	2000@0.740	633@0.750	---	---	46,111	97	34,437.58	20,290.08	0.465	0.77	10101010
6,456,530	1.08	0.0804	0.12	---	14/07/2022	02/08/2010	---	SPACE HELLAS SA (CR)	9.14	10.12	P 8.3	11/07/2023	8.4	8.4	9.38	9.14	8.944	163@9.14	500@9.36	---	---	27,742	245	248,120.74	59,012.68	5.28	9.38	15101010
17,190,046	0.290	---	---	---	16/11/1992	30/11/2022	---	UNIBIOS (CR)	0.9	-0.88	€ 0.908	11/07/2023	0.908	0.888	0.908	0.9	0.899	9@0.900	180@0.902	---	---	14,390	42	12,931.55	15,471.04	0.558	0.956	50204000
32,413,681	0.370	---	---	---	15/07/2009	11/05/2000	---	ALUMIL (CR)	2.9	0.69	P 2.88	11/07/2023	2.87	2.83	2.92	2.9	2.894	69@2.90	1600@2.92	---	---	22,947	54	66,406.79	93,999.67	1.986	2.99	55102035
3,534,269	3.44	(0.4452)	0.8907	---	22/05/2023	19/07/2022	---	ANDROMEDA SA (CR)	6.9	-0.29	€ 6.92	11/07/2023	7	6.88	7	6.9	6.9	250@6.88	1450@6.90	---	2022	14,435	36	99,606.00	24,386.46	5.9	7.3	30204000
18,810,000	0.400	---	---	---	08/07/2010	14/11/2007	---	VARVERIS - MODA BAGNO SA (CR)	0.715	3.62	P 0.69	11/07/2023	0.705	0.7	0.715	0.715	0.708	400@0.700	8@0.715	---	---	5,500	6	3,893.18	13,449.15	0.6	0.8	40401025
23,986,500	1.05	---	---	---	26/06/2009	15/03/2000	---	BIOKARPET S.A.(CR)	2.44	---	↘ 2.44	11/07/2023	2.44	2.38	2.47	2.44	2.418	198@2.42	294@2.44	---	---	575	16	1,390.44	58,527.06	1.5	2.8	50101035
6,325,000	0.600	---	0.19	0.153	03/07/2023	17/02/2014	---	VOYATZOGLOU (CR)	2.48	4.20	P 2.38	11/07/2023	2.44	2.42	2.5	2.42	2.485	79@2.38	2320@2.42	---	---	1,579	10	3,924.14	15,686.00	1.97	2.76	50205010
24,060,000	0.300	0.035	0.055	0.075	25/04/2023	01/07/2019	---	GEN. COMMERCIAL & IND.SA (CR)	1.525	8.93	P 1.4	11/07/2023	1.405	1.405	1.53	1.525	1.488	300@1.51	320@1.53	9.43	2022	62,140	168	92,451.13	36,691.50	1.175	1.53	50205010
15,878,748	0.480	---	---	---	10/07/2006	22/03/2004	---	DOMIKI KRITIS SA (CR)	1.185	2.15	P 1.16	11/07/2023	1.165	1.16	1.195	1.185	1.179	210@1.17	1450@1.20	---	---	36,821	45	43,397.84	18,816.32	0.71	1.285	50101010
34,720,000	0.310	---	---	---	16/06/2010	01/08/2007	---	DROMEAS SA (CR)	0.378	---	↘ 0.378	11/07/2023	0.379	0.37	0.38	0.378	0.378	10000@0.375	150@0.378	---	---	37,730	32	14,245.97	13,124.16	0.3	0.389	40202015
13,673,200	0.880	---	---	---	18/07/2008	26/07/2001	---	EVROFARMA SA (CR)	1.04	2.97	P 1.01	11/07/2023	1.04	1.01	1.04	1.04	1.032	133@1.01	2548@1.04	---	---	2,250	8	2,323.00	14,220.13	0.684	1.04	45102020
11,250,000	0.520	---	0.0405	---	01/08/2022	09/11/2015	---	EKTER SA (CR)	1.75	-1.96	€ 1.785	11/07/2023	1.805	1.75	1.82	1.75	1.766	580@1.75	1005@1.77	---	---	23,966	62	42,325.68	19,687.50	1.33	1.89	50101010
18,410,839	1.00	0.027	0.262	---	24/08/2022	10/09/2010	---	ELASTRON (CR)	3.3	0.92	P 3.27	11/07/2023	3.33	3.25	3.34	3.3	3.261	787@3.25	1868@3.30	---	---	11,368	72	37,071.44	60,755.77	2.21	3.38	55102010
60,295,607	0.240	---	---	---	09/07/2007	01/07/2021	---	ELGEKA SA (CR)	0.558	4.89	P 0.532	11/07/2023	0.526	0.526	0.56	0.558	0.547	7200@0.542	300@0.558	---	---	118,223	63	64,618.75	33,644.95	0.38	0.56	45201010
23,828,130	0.500	---	0.0737	---	18/07/2022	17/02/2009	---	ELINOIL S.A. (CR)	2.39	1.27	P 2.36	11/07/2023	2.38	2.34	2.4	2.4	2.37	40@2.34	160@2.39	---	---	3,350	17	7,940.52	56,949.23	1.82	2.55	60101020
19,864,886	5.60	0.672	0.672	0.672	20/04/2023	02/07/2008	---	BANK OF GREECE (CR)	17.4	0.29	P 17.35	11/07/2023	17.35	17.15	17.5	17.4	17.354	100@17.35	59@17.40	---	---	4,621	52	80,191.60	345,649.02	15.55	18	30101010
26,730,187	0.520	0.08	0.1	0.12	29/06/2023	01/08/2017	---	ELTON SA (CR)	2.77	---	↘ 2.77	11/07/2023	2.79	2.75	2.81	2.77	2.78	400@2.74	999@2.77	---	---	9,022	35	25,082.14	74,042.62	2.08	2.92	50205010
30,000,000	0.050	0.06	0.09	0.1	09/06/2023	11/06/2020	---	ENTERSOFT (CR)	5.34	3.49	P 5.16	11/07/2023	5.2	5.14	5.34	5.34	5.215	36@5.26	18@5.34	---	---	17,934	76	93,527.78	160,200.00	3.61	5.36	10101015
36,300,000	1.12	0.223	0.2186	---	14/09/2022	12/12/2007	---	THESSALONIKA WATER & SEWERAGE	3.82	1.33	P 3.77	11/07/2023	3.72	3.71	3.85	3.82	3.772	50@3.75	711@3.82	---	---	4,331	30	16,335.91	138,666.00	3.21	3.9	65102030
14,833,480	0.																											

Number of Outstanding Securities	Nominal Value	Dividends [1]			Date of Last Coupon		Note	Shares	Closing price	% change	Previous closing price/date	Open price	Price min	Price max	Last price	Avg price	Last Bid [7]	Last Ask [7]	P/E after tax	Year	Volume	Trades	Transactions Value[8]	Company Mkt Value (thou. €)	Year low	Year high	Sector[4]		
		2020	2021	2022	Dividend [2]	Right																							
8,226,132	0.450	---	---	---	15/05/2009	13/10/2014	---	ILYDA S.A. (CR)	1.52	---	1.52	11/07/2023	1.5	1.48	1.535	1.52	1.507	658@1.50	10945@1.52	9.73	2022	9,369	22	14,116.47	12,503.72	1.055	1.61	10101015	
2,566,836	0.440	---	0.016	0.016	03/07/2023	09/01/2007	---	INTERWOOD-XYLEMPORIA (PR)	0.45	---	0.45	11/07/2023	---	---	---	---	1300@0.316	1493@0.535	---	---	---	---	---	11,860.92	0.192	0.48	50101020		
34,986,430	0.440	---	---	---	25/07/2008	23/02/2010	---	INTERWOOD-XYLEMPORIA (CR)	0.306	-0.65	€	0.308	11/07/2023	0.309	0.3	0.31	0.306	0.306	2000@0.295	250@0.307	---	---	42,150	40	12,890.85	11,860.92	0.1975	0.321	50101020
18,567,912	0.590	0.12	0.24	---	05/07/2023	26/01/2021	---	INTERLIFE G.C.I.(CR)	4.68	1.74	P	4.6	11/07/2023	4.8	4.66	4.88	4.68	4.708	5050@4.66	500@4.72	---	2022	97,424	145	458,702.59	86,897.83	3.47	4.88	30302025
8,424,900	0.500	---	---	---	12/07/2010	04/07/2019	---	INTERTECH SA (CR)	1.205	2.99	P	1.17	11/07/2023	1.19	1.18	1.24	1.205	1.206	350@1.19	249@1.21	20.80	2022	5,925	34	7,142.98	10,152.00	0.92	1.255	50205010
19,804,134	0.150	---	---	---	01/07/2004	06/11/2017	---	KEKROPS SA (CR)	1.3	1.17	P	1.285	11/07/2023	1.295	1.28	1.31	1.31	1.291	700@1.29	300@1.31	2.47	2022	9,835	18	12,699.66	25,745.37	0.903	1.4	35101010
40,219,218	0.260	---	---	---	29/08/2022	10/06/2019	---	KLOUKINAS - LAPPAS SA (CR)	0.986	0.61	P	0.98	11/07/2023	0.988	0.972	0.988	0.986	0.982	9820@0.978	9800@0.986	---	---	3,287	14	3,227.97	39,656.15	0.5	0.99	50101010
11,510,102	0.890	---	---	---	24/06/2005	06/10/1999	---	NAFPAKTOS TEXTILE (CR)	1.15	---	1.15	11/07/2023	---	---	---	---	---	100@1.11	500@1.15	---	---	---	---	---	13,236.62	0.91	1.23	55101020	
21,224,340	0.420	0.0035	0.02	---	06/09/2022	25/04/2006	---	KORDELLOS BROS SA (CR)	0.632	-1.25	€	0.64	11/07/2023	0.642	0.632	0.65	0.632	0.642	445@0.632	3950@0.640	5.55	2022	57,607	59	36,994.71	13,413.78	0.462	0.7	55102010
33,065,136	0.380	0.2	0.2001	---	18/08/2022	16/09/2013	---	KRI-KRI S.A. (CR)	8.46	-1.17	€	8.56	11/07/2023	8.56	8.4	8.56	8.46	8.47	160@8.40	589@8.46	88.10	2022	6,740	48	57,088.86	279,731.05	6.08	9.8	45102020
7,595,160	0.600	---	---	---	10/09/2019	18/08/2010	---	KIRIAKOULIS SHIPPING SA (CR)	1.09	1.87	P	1.07	11/07/2023	1.025	1.01	1.1	1.09	1.048	5000@1.07	90@1.09	---	---	3,870	30	4,054.23	8,278.72	0.868	1.265	40501015
6,200,000	0.500	---	---	---	22/06/2010	01/11/1995	---	MINERVA KNITWEAR (CR)	0.565	6.60	P	0.53	11/07/2023	0.54	0.54	0.61	0.565	0.553	1417@0.550	972@0.565	---	---	3,616	23	1,999.22	3,503.00	0.414	0.61	40204020
5,939,268	0.620	---	---	---	10/07/2003	03/01/2002	---	LANAKAM SA (CR)	1.23	6.03	P	1.16	11/07/2023	1.27	1.18	1.3	1.23	1.251	50@1.16	356@1.23	---	---	4,575	29	5,722.02	7,305.30	0.716	1.3	40401020
9,819,370	0.500	---	---	---	14/08/2007	09/01/2004	---	MATHIOS REFRACTORY SA (CR)	1.38	0.73	P	1.37	11/07/2023	1.37	1.37	1.38	1.38	1.373	465@1.38	530@1.40	---	---	2,705	7	3,713.20	13,550.73	0.565	1.6	55101000
29,250,000	0.360	0.02	0.0401	0.0908	15/06/2023	25/04/2019	---	MOTODYNAMICS S.A. (CR)	3.28	-2.09	€	3.35	11/07/2023	3.44	3.24	3.44	3.28	3.3	1000@3.25	1282@3.28	---	---	33,835	131	111,649.60	95,940.00	2.04	3.77	40401030
43,200,000	1.00	---	0.0824	---	07/09/2022	14/06/2022	---	MPLKEDROS (CR)	2.64	2.33	P	2.58	11/07/2023	2.58	2.57	2.64	2.64	2.585	200@2.64	20@2.69	---	---	7,994	17	20,661.05	114,048.00	2.19	2.64	35102000
25,000,000	2.00	0.4	0.628	---	25/07/2022	08/08/2003	---	P.P.A. S.A. (CR)	22.45	-0.88	€	22.65	11/07/2023	22.65	22.45	22.9	22.45	22.734	606@22.45	320@22.85	10.61	2022	9,774	175	222,197.25	561,250.00	15.86	22.9	50206060
4,971,466	1.46	---	---	---	04/07/2007	08/10/2003	---	PAIRIS SA (CR)	1.28	---	1.28	11/07/2023	1.295	1.25	1.3	1.28	1.269	3760@1.25	1429@1.28	---	---	12,130	35	15,393.90	6,363.48	0.83	1.38	50203030	
27,098,594	0.540	0.07	0.05	0.0401	22/05/2023	14/01/2021	---	PAPOUTSANIS (CR)	2.33	-0.43	€	2.34	11/07/2023	2.36	2.28	2.36	2.34	2.315	80@2.31	1000@2.33	21.04	2022	6,919	38	16,015.01	63,139.72	2.23	2.51	45201020
7,070,400	0.930	0.1081	0.3242	0.2593	03/07/2023	06/05/2016	---	PETROPOULOS PETROS (CR)	9.06	0.67	P	9	11/07/2023	9.08	8.96	9.1	9.1	9.064	300@8.98	1200@9.08	---	---	9,529	51	86,372.84	64,057.82	5.9	9.2	50206015
43,741,452	0.660	0.16	0.2723	0.2629	31/05/2023	01/11/1999	---	THRACE PLASTICS SA (CR)	5.44	1.11	P	5.38	11/07/2023	5.37	5.37	5.47	5.44	5.441	845@5.40	680@5.44	---	---	27,852	132	151,530.17	237,953.50	3.76	5.68	50203015
21,912,599	0.300	---	---	0.048	18/05/2023	23/02/2007	---	REVOIL (CR)	1.77	1.72	P	1.74	11/07/2023	1.73	1.72	1.77	1.77	1.749	42@1.72	571@1.77	---	---	12,404	44	21,689.04	38,785.30	1.21	1.77	60101020
13,582,223	1.35	---	---	---	24/06/2008	02/02/2016	---	SIDMA STEEL (CR)	2.68	-0.74	€	2.7	11/07/2023	2.74	2.66	2.74	2.67	2.68	603@2.65	874@2.67	---	---	4,829	18	12,943.47	36,400.36	1.85	2.94	55102010
40,693,350	5.00	---	---	---	03/07/2006	26/05/2015	---	TECHNICAL OLYMPIC SA (CR)	2.66	0.76	P	2.64	11/07/2023	2.64	2.63	2.69	2.66	2.65	2490@2.64	663@2.66	---	---	11,196	49	29,668.61	108,244.31	1.76	2.71	40202010
3,048,000	0.300	---	---	---	06/07/2007	01/06/2021	---	TZIRAKIAN PROFIL (CR)	2.05	---	2.05	11/07/2023	2.02	1.98	2.05	2.05	2.026	400@2.01	7@2.05	35.91	2022	3,696	23	7,486.73	6,248.40	1.755	2.22	55102010	
10,203,575	0.730	---	---	---	16/07/2007	18/10/1999	---	FIERATEX SA (CR)	0.45	3.93	P	0.433	11/07/2023	0.43	0.42	0.46	0.45	0.435	6000@0.440	2001@0.459	---	2022	20,510	44	8,930.79	4,591.61	0.351	0.5	55101020
8,340,750	1.16	---	---	---	25/06/2009	17/09/2018	---	HAIDEMENOS SA (CR)	0.59	7.27	P	0.55	11/07/2023	0.57	0.52	0.625	0.59	0.58	115@0.590	1600@0.610	---	2022	43,300	68	25,101.94	4,921.04	0.452	0.625	50205030

Main Market - Low Liquidity Class

14,000,000	4.15	---	3.42	---	14/09/2022	29/06/1999	---	ALPHA REAL ESTATE SA(CR)	8.06	---	8.06	11/07/2023	8.24	8.24	8.24	8.24	8.24	100@8.10	166@8.24	---	---	51	2	420.24	112,840.00	6.68	9.22	35101015	
45,033,921	0.050	---	---	---	04/06/2008	27/03/2023	---	ATTICA BANK S.A. (CR)	13	0.77	P	12.9	11/07/2023	13	12.8	13	13	12.912	220@12.90	20@12.98	---	---	925	12	11,943.40	585,440.97	10.62	48.75	30101010
11,869,224	0.540	0.087	0.136	0.15	03/07/2023	30/08/2019	---	FLEXOPACK SA (CR)	8.9	---	8.9	11/07/2023	---	---	---	---	---	500@8.50	250@8.90	---	---	---	---	---	105,636.09	7.45	9.45	50203030	
10,500,000	4.00	0.37	0.29	0.3	16/05/2023	02/08/2016	---	INTERCONTINENTAL (CR)	6.25	0.81	P	6.2	11/07/2023	6.4	6.25	6.4	6.25	6.251	251@6.25	1628@6.40	11.92	2022	703	6	4,394.20	65,625.00	6.15	6.85	35102000
57,434,884	1.31	---	---	---	05/06/2008	12/06/2009	---	REDS S.A. (CR)	2.3	---	2.3	11/07/2023	2.3	2.3	2.3	2.3	2.3	1649@2.30	443@2.36	---	---	571	3	1,313.30	132,100.23	2.26	3	35101010	
152,360,643	0.500	0.01	0.02	0.03	23/06/2023	10/06/2020	---	TRASTOR REAL EST. INV. CO.(CR)	1.09	---	1.09	11/07/2023	1.04	1.04	1.04	1.04	1.04	1777@1.06	122@1.09	---	---	223	1	231.92	166,073.10	0.965	1.21	35102000	
15,300,000	0.300	---	---	---	30/07/2009	13/12/1999	---	ATTICA PUBLICATIONS SA (CR)	0.316	---	0.316	11/07/2023	---	---	---	---	---	2362@0.286	355@0.330	---	---	---	---	---	4,834.80	0.236	0.39	40301030	
15,000,000	0.300	---	---	---	06/07/2007	18/07/2000	---	DAIOS PLASTICS SA (CR)	3.4	---	3.4	11/07/2023	3.16	3.16	3.16	3.16	3.16	50@3.18	20@3.14	---	---	40	1	126.40	51,000.00	2.92	3.54	50203015	
3,307,500	0.210	---	---	---	11/08/2010	30/11/2022	---	ELVE SA (CR)	5	---	5	11/07/2023	5	5	5	5	5	40@4.88	5@5.10	19.71	2022</								

Number of Outstanding Securities	Nominal Value	Dividends [1]			Date of Last Coupon		Note	Shares	Closing price	% change	Previous closing price/date	Open price	Price min	Price max	Last price	Avg price	Last Bid [7]	Last Ask [7]	P/E after tax	Year	Volume	Trades	Transactions Value[8]	Company Mkt Value (thou. €)	Year low	Year high	Sector[4]		
2020	2021	2022	Dividend [2]	Right																									
6,700,000	0.800	0.179	0.047	---	24/08/2022	29/05/2014	---	MILLS KEPENOS (CR)	2.3	---	2.3	11/07/2023	---	---	---	---	720@2.26	100@2.34	16.99	2022	---	---	---	15,410.00	1.93	2.54	45102020		
18,017,472	0.360	---	---	---	09/09/2022	28/08/2017	---	KTIMA KOSTAS LAZARIDIS SA (CR)	1.82	-7.61	€	1.97	11/07/2023	1.92	1.82	1.95	1.95	1.82	5@1.96	145@1.95	---	---	3,305	4	6,016.25	32,791.80	1.55	1.99	45101015
21,364,000	1.12	---	---	---	29/07/2019	08/03/2023	---	LAMPASA HOTEL SA (CR)	26.4	4.76	€	25.2	11/07/2023	25.8	25.8	26.4	26.4	26.014	210@26.20	100@27.00	---	---	1,525	14	39,672.00	564,009.60	20.6	26.4	40501025
32,188,050	1.04	---	---	---	21/07/2008	20/01/2000	---	MOUZAKIS (CR)	0.7	---	0.7	11/07/2023	---	---	---	---	---	342@0.675	244@0.730	---	---	---	---	---	22,531.64	0.65	0.806	55101020	
8,321,682	0.670	---	---	---	17/08/2007	23/11/1999	---	N. LEVENTERIS (CR)	0.306	---	0.306	11/07/2023	---	---	---	---	---	1200@0.276	112@0.308	---	2022	---	---	---	3,151.38	0.22	0.364	55102010	
2,160,524	0.670	---	---	---	03/12/2018	23/11/1999	---	N. LEVENTERIS (PR)	0.28	---	0.28	11/07/2023	---	---	---	---	---	1000@0.252	694@0.308	---	2022	---	---	---	3,151.38	0.218	0.342	55102010	
6,340,000	0.600	0.134	0.17	0.1	09/12/2022	12/01/2023	---	NAKAS MUSIC	2.68	---	2.68	11/07/2023	2.64	2.64	2.68	2.68	2.673	64@2.68	8@2.74	---	---	121	4	323.48	16,991.20	2.16	2.98	40401030	
10,080,000	3.00	1.42	1.5	1.45	11/05/2023	27/08/2001	---	TPA SA (CR)	24.9	-1.58	€	25.3	11/07/2023	25.4	24.8	25.4	25	24.942	84@24.90	9045@25.00	---	---	959	16	23,919.10	250,992.00	22.7	26.3	50206060
27,379,200	0.980	---	---	---	03/07/2020	29/08/2022	---	CRETE PLASTICS SA (CR)	17.1	---	17.1	11/07/2023	17.1	17.1	17.1	17.1	17.1	500@17.00	60@17.40	---	---	100	1	1,710.00	468,184.32	14.7	17.9	50203015	
255,494,534	2.71	0.352	0.279	0.255	16/06/2023	30/09/2021	---	PRODEA (CR)	7.65	---	7.65	11/07/2023	---	---	---	---	---	400@7.40	5@7.65	---	---	---	---	---	1,954,533.19	7.1	8.6	35102000	
4,181,450	0.500	---	---	---	21/08/2000	05/03/2002	---	FLOUR MILLS SARANTOPOULOS SA	1.06	-5.36	€	1.12	11/07/2023	1.04	1.03	1.07	1.03	1.055	500@1.09	592@1.20	---	---	902	4	952.06	4,432.34	0.875	1.5	45102020

Exchange Traded Funds (ETFs)

924,675	---	---	---	---	15/06/2016	---	---	ALPHA ETF FTSE Athex Large Cap	32.28	0.88	€	32	11/07/2023	32	31.99	32.28	32.28	32.105	200@28.10	59@34.00	---	---	420	4	13,484.20	---	22.5	33.8	12003
---------	-----	-----	-----	-----	------------	-----	-----	--------------------------------	-------	------	---	----	------------	----	-------	-------	-------	--------	-----------	----------	-----	-----	-----	---	-----------	-----	------	------	-------

Surveillance

356,314,416	0.060	---	---	---	07/07/2010	21/09/2017	5160	FRIGOGLASS SA (CR)	0.0575	---	0.0575	11/07/2023	0.0575	0.0575	0.0575	0.0575	0.057	3352@0.058	50000@0.058	---	---	153,099	25	8,803.19	20,488.08	0.05	0.158	50204000	
65,326,268	0.530	---	---	---	04/07/2007	19/07/2006	4750	SATO SA (CR)	0.0375	---	0.0375	11/07/2023	0.034	0.034	0.04	0.04	0.039	500@0.035	5760@0.040	---	---	10,022	5	394.88	2,449.74	0.018	0.069	40202015	
13,191,620	0.620	---	---	---	04/08/2010	09/09/2002	5232	YALCO - CONSTANTINOU (CR)	0.149	---	0.149	11/07/2023	0.162	0.162	0.162	0.162	0.162	7200@0.135	5000@0.162	---	---	1,000	1	162.00	1,965.55	0.12	0.28	40202020	
13,000,000	1.00	---	---	---	01/08/2007	07/04/2000	5093	AKRITAS SA (CR)	0.422	---	0.422	11/07/2023	0.452	0.452	0.452	0.452	0.452	113@0.452	---	---	---	---	20	2	9.04	5,486.00	0.414	0.67	50101035
221,519,681	0.300	---	---	---	02/07/2008	28/02/2011	4957	ANEK LINES SA (CR)	0.266	-2.21	€	0.272	11/07/2023	0.27	0.266	0.27	0.266	0.267	3143@0.266	85275@0.270	---	---	59,982	24	15,992.61	59,837.62	0.177	0.272	40501015
312,163	0.300	---	---	---	02/07/2008	28/02/2011	4959	ANEK LINES SA (PR, issue '90)	0.072	---	0.072	11/07/2023	0.079	0.079	0.079	0.079	0.0829930@0.079	---	---	---	---	5	1	0.40	59,837.62	0.072	0.086	40501015	
2,969,713	0.300	---	---	---	02/07/2008	28/02/2011	4958	ANEK LINES SA (PR, issue '96)	0.3	---	0.3	11/07/2023	---	---	---	---	---	---	716@0.300	---	---	---	---	---	---	59,837.62	0.173	0.38	40501015
17,579,754	4.16	---	---	---	18/08/2006	02/08/2010	---	BIOTER SA (CR)	0.268	---	0.268	11/07/2023	0.268	0.268	0.268	0.268	0.268	5000@0.260	2193@0.268	---	---	10,000	1	2,680.00	4,711.37	0.198	0.398	50101010	
54,654,600	0.050	---	---	---	01/07/1998	30/12/2022	5275	VIS SA (CR)	0.26	---	0.26	11/07/2023	0.26	0.26	0.26	0.26	0.26	1000@0.252	2620@0.260	---	2022	2,080	3	540.80	14,210.20	0.136	0.378	50203030	
51,754,364	0.300	---	---	---	23/12/2003	24/01/2007	5197	SELECTED TEXT. IND. ASSOC (CR)	0.16	---	0.16	11/07/2023	0.16	0.16	0.16	0.16	0.16	5000@0.144	2498@0.160	---	---	1,702	1	272.32	8,280.70	0.11	0.202	55101020	
371,337,000	0.300	---	---	---	30/05/2013	01/07/2022	---	INTRALOT (CR)	0.62	2.48	€	0.605	11/07/2023	0.605	0.605	0.62	0.62	0.61667500@0.615	52600@0.625	---	---	304,289	87	187,587.00	230,228.94	0.565	0.765	40501020	
15,842,391	1.51	---	---	---	15/07/2009	12/05/2000	5141	BITROS HOLDING SA (CR)	0.376	---	0.376	11/07/2023	0.376	0.376	0.376	0.376	0.376	1000@0.350	1500@0.380	---	---	11,215	15	4,216.84	5,956.74	0.376	0.82	55102010	
24,319,250	0.300	---	---	---	09/07/2002	04/07/2007	5165	PROODEFTIKH SA (CR)	0.5	---	0.5	11/07/2023	0.5	0.5	0.5	0.5	0.5	300@0.454	6800@0.500	---	---	12,885	7	6,442.50	12,159.63	0.4	0.6	50101010	
28,438,268	0.070	---	---	---	21/08/2006	24/11/1999	5253	SPIROY AGRICULTURE SA (CR)	0.158	---	0.158	11/07/2023	---	---	---	---	---	2000@0.160	1249@0.173	---	---	---	---	---	---	4,493.25	0.144	0.23	45102010
1,011,000	1.00	---	---	---	01/07/2004	11/12/2012	5193	TRIA ALFA SA (CR)	8.8	1.15	€	8.7	11/07/2023	8.7	8.7	8.9	8.8	8.809	3@8.60	30@9.35	67.40	2022	195	9	1,717.80	8,896.80	7.6	16.9	55101020

Suspension Status

66,948,210	0.300	---	---	---	22/09/2015	22/09/2015	5179	FOLLI FOLLIE (CR)	4.8	---	4.8	24/05/2018	---	---	---	---	---	---	---	---	---	---	---	---	---	321,351.41	4.8	4.8	40401030	
12,417,000	0.310	---	---	---	27/08/2019	28/08/2017	5233	MLS MULTIMEDIA SA (CR)	0.57	---	0.57	12/05/2020	---	---	---	---	---	---	---	---	---	---	---	---	---	---	7,077.69	0.57	0.57	10101015
6,330,002	0.300	---	---	---	25/06/2002	15/03/2019	5278	VARARESSOS (CR)	0.24	---	0.24	02/05/2023	---	---	---	---	---	---	---	---	---	---	---	---	---	---	1,519.20	0.16	0.25	55101020
3,961,300	1.28	---	---	---	29/06/2004	03/08/2000	5248	DUROS SA (CR)	0.25	---	0.25	24/04/2023	---	---	---	---	---	---	---	---	---	---	---	---	---	---	990.33	0.2	0.3	40204020
7,085,888	1.59	---	---	---	02/07/1996	06/09/2010	5216	ELVIEMEK (CR)	2.6	---	2.6	30/09/2019	---	---	---	---	---	---	---	---	---	---	---	---	---	---	18,423.31	2.6	2.6	35101010
7,125,216	0.650	---	---	---	01/07/2005	14/12/1999	4955	KRE.KA SA (CR)	0.28	---	0.28	06/04/2023	---	---	---	---	---	---	---	---	---	---	---	---	---	---	1,995.06	0.17	0.43	45102010
7,734,375	1.00	---	---	---	09/07/2007	07/01/2011	5277	LIVANIS SA (CR)	0.125	---	0.125	28/04/2023	---	---	---	---	---	---	---	---	---	---	---	---	---	---	966.80	0.12	0.18	40301030

Shares' Notes

Code	Note text
()	- Adjusted dividends.
*	- Last adjusted closing price.
[1]	- Net dividends.
[2]	- The "Date of Last Coupon" for New listings refers to the date company's stocks started to trade in Athex
[3]	- The Company Market Value is referred to the number of outstanding shares
[4]	- Sectors codification can be found in Appendix A
[5]	- The Market Value refers to the total number of shares listed (including their several classes) in the exchange by the company.
[6]	- P/E greater than 100
[7]	- Last view of the Order Book before the end of the trading session
[8]	- All Blocks Methods' Transactions Value are included.
4750	- Transfer to the Under Surveillance Category from 8/4/2011.
4955	- Transfer to the Surveillance Category as from 5/4/2013.
4957	- Transfer to the Surveillance Category as from 5/4/2013.
4958	- Transfer to the Surveillance Category as from 5/4/2013.
4959	- Transfer to the Surveillance Category as from 5/4/2013.
5093	- Transfer to the Surveillance Category as of 8/4/2015.
5141	- Transfer to the Surveillance Category as of 10/05/2017.
5160	- Transfer to the Surveillance Category as of 15/04/2016.
5165	- Transfer to the Surveillance Category as of 15/02/2018.
5179	- Suspension of trading as of 25/05/2018.
5193	- Transfer to the Surveillance Category as of 25/10/2018.
5197	- Transfer to the Surveillance Category as of 07/11/2018.
5216	- Suspension of trading as of 01/10/2019.
5232	- Transfer to the Under Surveillance Category from 08/04/2011.
5233	- Suspension of trading as of 13/05/2020.
5248	- Transfer to the Surveillance Category as of 06/09/20116.
5253	- Transfer to the Surveillance Category as of 14/5/2021.
5275	- Transfer to the Surveillance Category as of 09/07/2020.
5277	- Suspension of trading as of 02/05/2023.
5278	- Suspension of trading as of 03/05/2023.

Securities Blocks Details

Securities	Block Volume	Price	Block Trade Value	Time of approval	Note
OPAP (CR)	72,000	16.15	1,162,800.00	11:14:06	20
JUMBO SA (CR)	20,000	27.14	542,800.00	11:47:14	20
JUMBO SA (CR)	50,000	27.14	1,357,000.00	11:47:40	20
OPAP (CR)	55,000	16.13	887,150.00	12:12:43	20
OPAP (CR)	80,000	16.13	1,290,400.00	12:12:57	20
PIRAEUS FINANCIAL HOLD (CR)	200,000	3.33	666,800.00	12:21:35	20
JUMBO SA (CR)	20,000	27.26	545,200.00	12:45:50	20
JUMBO SA (CR)	30,000	27.26	817,800.00	12:46:39	20
JUMBO SA (CR)	10,000	27.26	272,600.00	12:47:07	20
EUROBANK HOLDINGS (CR)	256,880	1.62	416,916.24	13:02:25	20
EUROBANK HOLDINGS (CR)	245,000	1.65	404,250.00	15:02:31	20
INTERLIFE G.C.I.(CR)	50,000	4.70	235,000.00	16:29:15	20
OPAP (CR)	33,755	16.16	545,480.80	17:02:11	20
JUMBO SA (CR)	14,576	27.40	399,382.40	17:11:28	20

Blocks Notes

9 - Method 6-1 / Special Fees

10 - Method 6-1 / Special Fees, SDS

14 - Method 6-3 / Settlement, Incomplete Buy and Sell

18 - Method 6-2 / SPOT 1

19 - Method 6-2 / SPOT 2

20 - Method 6-1 and Method 6-1 Same Day Settlement

21 - Other Pre-agreed

Shares Rights Details

Occurred date	Exercise from	Exercise until	Trading until	Rights	Price min	Price max	Closing price	Last Bid	Last Ask	Volume	Trades	Transactions Value
---------------	---------------	----------------	---------------	--------	-----------	-----------	---------------	----------	----------	--------	--------	--------------------

No Rights Transactions.

Forced Sales Details

Securities	Category of Security	Transactions Volume	Number of Trades	Transactions Value	Note
------------	----------------------	------------------------	---------------------	-----------------------	------

No Forced Transactions.

Forced Sales Notes

- 1 - Compulsory Public Forced Sales
- 2 - Forced Sales of Fixed Registered Shares
- 3 - Forced Sales of Remaining Fractional Shares

Exchange Traded Funds (ETFs) Characteristics

	Transactions Date (T)	Creation / Redemption	Units (T-1)	New Units (T-1)	Redemption Units (T-1)	Units (T) [1]	Fund Assets [2]	Net Unit Price	Dividend per Unit	Dividend Date
ALPHA ETF FTSE Athex Large Cap	12/07/2023	5,000	924,675	---	---	924,675	29,563,360.00	31.9716	0.62	03/07/2023

ETFs Notes

[1] - Units (T) = Units (T-1) + New Units (T-1) - Redemption Units (T-1)

[2] - The Creation / Redemption Units of T-1 are included.

Non Convertible Corporate Bonds - Regulated Market

Num Listed Bonds	Nominal price	Issue price	Today's Rate	Exp. Date	Duration (years)	Note	Coupon		Trading Unit	Corporate Bonds	Accrued Int.	Yield.T.Mat	Price min	Price max	Closing price	Previous closing price/date	Volume	Transactions Value	Last order		ear min	Year max		
							Common	Preferred											Price	Buy / Sell			Date	
100,000	1,000.00	1,000.00	2.95	11/02/2027	5	---	3	---	1	SAFE BULKERS PARTICIPATIONS PLC (Non Convertible)	12.3736	5.0150	92.9899	93.0000	92.9933	93.1500	11/07/2023	9,000	8,480.76	92.5000	B	12/07/2023	89.9269	97.0000
320,000	1,000.00	1,000.00	3.40	21/07/2027	7	---	6	---	1	LAMDA DEVELOPMENT S.A. (Non Convertible)	16.2444	4.8670	93.2399	93.4699	93.3012	93.2400	11/07/2023	40,000	37,970.27	92.5600	B	12/07/2023	91.4001	95.5000
200,000	1,000.00	1,000.00	2.10	27/10/2027	7	---	6	---	1	O.P.A.P. S.A. (Non Convertible)	4.5500	3.9580	92.0000	92.6400	92.2500	92.2000	11/07/2023	13,000	12,080.55	92.0000	B	12/07/2023	91.3710	95.4000
200,000	1,000.00	1,000.00	1.90	23/03/2028	7	---	5	---	1	MOTOR OIL CORINTH REFINERIES SA (Non Convertible)	5.9639	3.9070	91.2000	92.2000	91.2375	91.1650	11/07/2023	35,000	32,201.74	91.2002	B	12/07/2023	87.5500	92.6000
100,000	1,000.00	1,000.00	2.70	25/05/2026	5	---	5	---	1	COSTAMARE PARTICIPATIONS PLC (Non Convertible)	3.7500	4.2070	95.3602	96.0000	95.4538	95.9910	11/07/2023	8,000	7,666.30	95.3602	B	12/07/2023	92.1400	97.0000
300,000	1,000.00	1,000.00	2.30	20/07/2028	7	---	4	---	1	PRODEA REIC S.A.(Non Convertible)	11.1806	5.7830	85.2000	85.4000	85.2364	85.5000	11/07/2023	35,000	30,243.33	85.2000	B	12/07/2023	82.0100	86.2000
150,000	1,000.00	1,000.00	2.65	22/10/2026	5	---	4	---	1	CPLP SHIPPING HOLDINGS PLC (Non Convertible)	5.9625	4.7960	93.2022	93.9999	93.2044	93.4670	11/07/2023	23,000	21,625.84	93.2021	B	12/07/2023	92.5500	96.0000
250,000	1,000.00	1,000.00	2.45	16/11/2028	7	---	4	---	1	ELVALHALCOR S.A. (Non Convertible)	4.0153	4.8080	88.8800	89.0003	89.0003	89.0000	11/07/2023	56,000	50,044.15	88.8200	B	12/07/2023	85.6375	91.0000
500,000	1,000.00	1,000.00	2.75	03/07/2027	7	---	7	---	1	GEK TERNA S.A. (Non Convertible)	0.8403	4.6130	92.0000	92.7000	92.3412	91.8450	11/07/2023	17,000	15,712.28	91.9000	B	12/07/2023	86.8000	94.4535
300,000	1,000.00	1,000.00	2.30	14/12/2028	7	---	4	---	1	GEK TERNA S.A. (Non Convertible)	1.9167	4.8710	88.0000	88.2000	88.0600	88.6110	11/07/2023	20,000	17,650.33	87.9000	B	12/07/2023	82.1339	90.3500
120,000	1,000.00	1,000.00	3.95	04/04/2025	7	---	11	---	1	GEK TERNA S.A. (Non Convertible)	11.0819	3.2610	100.0000	100.0000	100.0000	99.0000	10/07/2023	5,000	5,055.41	99.0010	B	12/07/2023	97.5523	100.5000
230,000	1,000.00	1,000.00	4.70	12/07/2029	7	---	3	---	1	LAMDA DEVELOPMENT S.A. (Non convertible)	0.2611	4.5360	99.7400	100.0000	99.7500	99.6000	11/07/2023	80,000	79,853.39	99.6010	B	12/07/2023	94.9889	101.0000
100,000	1,000.00	1,000.00	4.40	26/07/2029	7	---	2	---	1	CPLP SHIPPING HOLDINGS PLC (Non Convertible)	20.6556	4.6000	98.0900	98.1000	98.1000	98.0900	11/07/2023	14,000	14,021.98	98.1000	B	12/07/2023	97.2369	100.8000
200,000	1,000.00	1,000.00	3.60	12/03/2026	7	---	9	---	1	AEGEAN AIRLINES S.A. (Non Convertible)	12.3000	3.9920	97.5000	97.5000	97.5000	97.5000	11/07/2023	5,000	4,936.50	97.2500	B	12/07/2023	95.6301	98.9000
150,000	1,000.00	1,000.00	2.60	22/10/2026	7	---	8	---	1	TERNA ENERGY FINANCE S.A. (Non Convertible)	5.8500	4.1190	94.3700	94.3700	94.3700	93.2090	11/07/2023	5,000	4,747.75	93.5000	B	12/07/2023	92.5000	95.7400
100,000	1,000.00	1,000.00	2.80	25/01/2027	5	---	3	---	1	PREMIA S.A. (Non Convertible)	13.2222	5.2320	91.9899	91.9900	91.9900	90.6910	10/07/2023	5,000	4,665.61	90.7019	B	12/07/2023	87.6862	95.9899
175,000	1,000.00	1,000.00	3.40	26/07/2024	5	---	8	---	1	ATTICA HOLDINGS S.A. (Non Convertible)	15.9611	4.3870	98.4000	98.5000	98.4000	98.5000	11/07/2023	12,000	12,008.73	98.4000	B	12/07/2023	96.6179	98.9000
500,000	1,000.00	1,000.00	4.00	10/07/2030	7	---	1	---	1	MYTILINEOS S.A. (Non Convertible)	0.4444	3.9990	99.8601	100.0000	99.9990	99.9980	11/07/2023	329,000	328,887.48	99.8903	B	12/07/2023	99.8000	100.0000
120,000	1,000.00	1,000.00	2.65	06/12/2028	7	---	4	---	1	NOVAL PROPERTY REIC (Non Convertible)	2.7972	5.1010	88.0000	88.5800	88.5600	88.5800	11/07/2023	27,000	23,970.92	88.5000	B	12/07/2023	84.3700	90.8700

Corporate Bonds Notes

Transactions Volume = (Pieces) * (Nominal Price). Transactions Value = (Pieces) * (Nominal Price) * (price %) + (Accrued interest).

The price of a Bond is stated as a percentage (%) of Bond's Nominal Price.

Nominal Price in Euros (€), except if it is noted differently.

Government Bonds

Number Listed Bonds	Nominal price	Today's Rate	Accrued Interest Calc	Exp. Date [1]	Duration (years)	Note	Coupons Date	Curr. coupon value	Trading Unit	Government Bonds	Price min	Price max	Closing price	Previous closing price/date	Volume	Transactions Value	Price	Last order Buy / Sell	Date
4,500,000	1,000.00	1.88	Actual/Actual	04/02/2035	15	---	04/02	1.88	1	GGB-FXD-040235-15Y-1.875-1.000	---	---	---	---	---	---	---	---	---
2,500,000	1,000.00	3.45	Actual/Actual	02/04/2024	5	---	02/04	3.45	1	GGB-FXD-020424-05Y-3.450-1.000	---	---	---	---	---	---	---	---	---
6,000,000	1,000.00	0.75	Actual/Actual	18/06/2031	10	---	18/06	0.75	1	GGB-FXD-180631-10Y-0.750-1.000	---	---	---	---	---	---	---	---	---
2,500,000	1,000.00	3.88	Actual/Actual	15/06/2028	5	---	15/06	3.88	1	GGB-FXD-150628-05Y-3.875-1.000	---	---	---	---	---	---	---	---	---
5,962,747,327	1.00	3.75	Actual/Actual	30/01/2028	10	---	/02 - 01/02 - 31/	3.75	1	GGB-FXD-300128-10Y-3.750-1.000	---	---	---	85.4610 13/07/2018	---	---	1.0000	B	28/11/2018
7,067,309,386	1.00	3.90	Actual/Actual	30/01/2033	15	---	/02 - 01/02 - 31/	3.90	1	GGB-FXD-300133-15Y-3.900-1.000	---	---	---	78.6730 13/07/2018	---	---	1.0000	B	28/11/2018
5,622,848,349	1.00	4.00	Actual/Actual	30/01/2037	19	---	/02 - 01/02 - 31/	4.00	1	GGB-FXD-300137-19Y-4.000-1.000	---	---	---	77.0370 13/07/2018	---	---	1.0000	B	28/11/2018
5,476,770,669	1.00	4.20	Actual/Actual	30/01/2042	24	---	/02 - 01/02 - 31/	4.20	1	GGB-FXD-300142-24Y-4.200-1.000	---	---	---	77.7640 13/07/2018	---	---	1.0000	B	28/11/2018
48,794,718	1.00	4.30	Actual/Actual	24/02/2024	12	---	24/02	4.30	1	GGB-FXD-240224-12Y-2.000-1.000	---	---	---	10.0000 22/06/2015	---	---	---	---	---
40,248,141	1.00	4.30	Actual/Actual	24/02/2025	13	---	24/02	4.30	1	GGB-FXD-240225-13Y-2.000-1.000	---	---	---	10.0000 22/06/2015	---	---	---	---	---
59,586,043	1.00	4.30	Actual/Actual	24/02/2026	14	---	24/02	4.30	1	GGB-FXD-240226-14Y-2.000-1.000	---	---	---	10.0000 22/06/2015	---	---	---	---	---
41,118,344	1.00	4.30	Actual/Actual	24/02/2027	15	---	24/02	4.30	1	GGB-FXD-240227-15Y-2.000-1.000	---	---	---	10.0000 22/06/2015	---	---	---	---	---
45,137,734	1.00	4.30	Actual/Actual	24/02/2028	16	---	24/02	4.30	1	GGB-FXD-240228-16Y-2.000-1.000	---	---	---	10.0000 22/06/2015	---	---	---	---	---
61,768,888	1.00	4.30	Actual/Actual	24/02/2029	17	---	24/02	4.30	1	GGB-FXD-240229-17Y-2.000-1.000	---	---	---	10.0000 22/06/2015	---	---	---	---	---
54,567,744	1.00	4.30	Actual/Actual	24/02/2030	18	---	24/02	4.30	1	GGB-FXD-240230-18Y-2.000-1.000	---	---	---	10.0000 22/06/2015	---	---	---	---	---
37,541,515	1.00	4.30	Actual/Actual	24/02/2031	19	---	24/02	4.30	1	GGB-FXD-240231-19Y-2.000-1.000	---	---	---	10.0000 22/06/2015	---	---	---	---	---
37,558,317	1.00	4.30	Actual/Actual	24/02/2032	20	---	24/02	4.30	1	GGB-FXD-240232-20Y-2.000-1.000	---	---	---	10.0000 22/06/2015	---	---	---	---	---
37,473,732	1.00	4.30	Actual/Actual	24/02/2033	21	---	24/02	4.30	1	GGB-FXD-240233-21Y-2.000-1.000	---	---	---	10.0000 22/06/2015	---	---	---	---	---
33,888,293	1.00	4.30	Actual/Actual	24/02/2034	22	---	24/02	4.30	1	GGB-FXD-240234-22Y-2.000-1.000	---	---	---	10.0000 22/06/2015	---	---	---	---	---
35,177,800	1.00	4.30	Actual/Actual	24/02/2035	23	---	24/02	4.30	1	GGB-FXD-240235-23Y-2.000-1.000	---	---	---	10.0000 22/06/2015	---	---	---	---	---
35,547,268	1.00	4.30	Actual/Actual	24/02/2036	24	---	24/02	4.30	1	GGB-FXD-240236-24Y-2.000-1.000	---	---	---	10.0000 22/06/2015	---	---	---	---	---
40,246,306	1.00	4.30	Actual/Actual	24/02/2037	25	---	24/02	4.30	1	GGB-FXD-240237-25Y-2.000-1.000	---	---	---	10.0000 22/06/2015	---	---	---	---	---
37,643,952	1.00	4.30	Actual/Actual	24/02/2038	26	---	24/02	4.30	1	GGB-FXD-240238-26Y-2.000-1.000	---	---	---	10.0000 22/06/2015	---	---	---	---	---
36,977,100	1.00	4.30	Actual/Actual	24/02/2039	27	---	24/02	4.30	1	GGB-FXD-240239-27Y-2.000-1.000	---	---	---	10.0000 22/06/2015	---	---	---	---	---
41,615,000	1.00	4.30	Actual/Actual	24/02/2040	28	---	24/02	4.30	1	GGB-FXD-240240-28Y-2.000-1.000	---	---	---	10.0000 22/06/2015	---	---	---	---	---
42,227,208	1.00	4.30	Actual/Actual	24/02/2041	29	---	24/02	4.30	1	GGB-FXD-240241-29Y-2.000-1.000	---	---	---	10.0000 22/06/2015	---	---	---	---	---
68,288,487	1.00	4.30	Actual/Actual	24/02/2042	30	---	24/02	4.30	1	GGB-FXD-240242-30Y-2.000-1.000	---	---	---	10.0000 22/06/2015	---	---	---	---	---
4,000,000	1,000.00	3.88	Actual/Actual	12/03/2029	10	---	12/03	3.88	1	GGB-FXD-120329-10Y-3.875-1.000	---	---	---	---	---	---	100.0000	B	15/10/2019
4,500,000	1,000.00	0.00	Actual/Actual	12/02/2026	5	---	12/02	0.00	1	GGB-FXD-120226-05Y-0.000-1.000	---	---	---	---	---	---	---	---	---
3,000,000	1,000.00	3.38	Actual/Actual	15/02/2025	7	---	15/02	3.38	1	GGB-FXD-150225-07Y-3.375-1.000	---	---	---	---	---	---	---	---	---
964,000	1,000.00	3.25	Actual/Actual	20/03/2025	6	---	20/03	3.25	1	GGB-FXD-200325-06Y-3.250-1.000	---	---	---	---	---	---	---	---	---
2,100,000	1,000.00	3.55	Actual/Actual	20/03/2026	7	---	20/03	3.55	1	GGB-FXD-200326-07Y-3.550-1.000	---	---	---	---	---	---	---	---	---
40,000	1,000.00	2.18	FLR Actual/360	16/09/2023	1	---	16/03 - 16/09	---	1	GGB-FLT-160923-01Y-2.178-1.000	---	---	---	---	---	---	---	---	---
5,500,000	1,000.00	1.50	Actual/Actual	18/06/2030	10	---	18/06	1.50	1	GGB-FXD-180630-10Y-1.500-1.000	---	---	---	---	---	---	---	---	---
5,364,250	1,000.00	3.25	Actual/Actual	20/03/2050	30	---	20/03	3.25	1	GGB-FXD-200350-30Y-3.250-1.000	---	---	---	---	---	---	---	---	---

Government Bonds Notes

Transactions Volume = (Pieces) * (Nominal Price). Transactions Value = (Pieces) * (Nominal Price) * (price %) + (Accrued interest).

The Value of current coupon for the issues with NV 0.01 euro refers to NV 100 euros

FLR: Floating Interest Rate.

[1] - The Expiration Date of the interest bearing period and the Date for coupon payment.

Government Bonds

Number Listed Bonds	Nominal price	Today's Rate	Accrued Interest Calc	Exp. Date [1]	Duration (years)	Note	Coupons Date	Curr. coupon value	Trading Unit	Government Bonds	Price min	Price max	Closing price	Previous closing price/date	Volume	Transactions Value	Price	Last order Buy / Sell	Date
3,924,361	1,000.00	2.00	Actual/Actual	22/04/2027	7	---	22/04	2.00	1	GGB-FXD-220427-07Y-2.000-1.000	---	---	---	---	---	---	99.9000	B	22/04/2020
2,500,000	1,000.00	1.88	Actual/Actual	23/07/2026	7	---	23/07	1.88	1	GGB-FXD-230726-07Y-1.875-1.000	---	---	---	---	---	---	---	---	---
4,050,000	1,000.00	4.25	Actual/Actual	15/06/2033	10	---	15/06	4.25	1	GGB-FXD-150633-10Y-4.250-1.000	---	---	---	---	---	---	---	---	---
3,500,000	1,000.00	1.88	Actual/Actual	24/01/2052	30	---	24/01	1.88	1	GGB-FXD-240152-30Y-1.875-1.000	---	---	---	---	---	---	---	---	---
3,700,000	1,000.00	1.75	Actual/Actual	18/06/2032	10	---	18/06	1.75	1	GGB-FXD-180632-10Y-1.750-1.000	---	---	---	---	---	---	---	---	---
2,200,000	1,000.00	1.13	FLR Actual/360	15/12/2027	5	---	- 15/12 - 15/03 -	---	1	GGB-FLT-151227-05Y-1.130-1.000	---	---	---	---	---	---	102.1600	B	30/12/2022

Government Bonds Notes

Transactions Volume = (Pieces) * (Nominal Price). Transactions Value = (Pieces) * (Nominal Price) * (price %) + (Accrued interest).

The Value of current coupon for the issues with NV 0.01 euro refers to NV 100 euros

FLR: Floating Interest Rate.

[1] - The Expiration Date of the interest bearing period and the Date for coupon payment.

Treasury Bills & Zero Coupon Government Bonds

Issue Date	13-Week Maturity									26-Week Maturity									52-Week Maturity								
	Exp. Date	Initial Rate	Num Listed Bonds	Nominal price	Issue price	Last Trade Price	Last Trade Date	Volume Traded	Note	Exp. Date	Initial Rate	Num Listed Bonds	Nominal price	Issue price	Last Trade Price	Last Trade Date	Volume Traded	Note	Exp. Date	Initial Rate	Num Listed Bonds	Nominal price	Issue price	Last Trade Price	Last Trade Date	Volume Traded	Note
09/09/2022	---	---	---	---	---	---	---	---	---	---	---	---	---	---	---	---	---	---	08/09/2023	1.97	1,000,000	1,000.00	980.47	---	---	---	---
09/12/2022	---	---	---	---	---	---	---	---	---	---	---	---	---	---	---	---	---	---	08/12/2023	2.73	600,000	1,000.00	973.10	---	---	---	---
10/03/2023	---	---	---	---	---	---	---	---	---	---	---	---	---	---	---	---	---	---	08/03/2024	3.75	1,000,000	1,000.00	963.46	---	---	---	---
09/06/2023	---	---	---	---	---	---	---	---	---	---	---	---	---	---	---	---	---	---	07/06/2024	3.84	1,600,000	1,000.00	962.60	---	---	---	---

Bonds in Circulation	Currency / Min nominal traded Value	Coupons Payment Date	Current Coupon Value	Note	Coupon	Trading Unit	Issue Date	Duration (years)	Today's Interest	A.I.C in days	Bonds	Last price of previous days		Last Outcry in Cash (euro)		Trades in Pieces	Life min	Life Max	
												Price	Buy / Sell	Price	Buy / Sell				
Corporate Bonds in Foreign Currency and Euro																			
103,746	GBP / 10	01/12	0.25	---	64	1	01/12/1930	98	2.5	360	National Mortgage Bank	2.27	05/02/1996	2.27	S	05/02/1996	---	2.27	2.27
0	GBP / 10	01/12	0.25	---	66	1	01/12/1928	100	2.5	360	National Mortgage Bank	---	---	---	---	---	---	---	---

Government Bonds Notes

A.I.C: Accrued Interest Calculation base.

FLR: Floating Interest Rate.

The minimum tradeable Nominal Value for all Demeterialised Government Titles is 100 Euros.

(μτφρ-0)

Athex & ATHEXClear Members List

Member Name				Stock Market			Derivatives Market		ATHEXClear Member	
	Address	Phone	Fax	Market Member	Remote Member	Market Maker	Proprietary	Market Maker	General Clearing	Direct Clearing
A. SARRIS SECURITIES S.A.				a						
6, ΔΡΑΓΑΤΣΑΝΙΟΥ 6 ΑΘΗΝΑ	2103367700									
ΑΕΟΝIC SECURITIES C.I.F. P.L.C.				a						
, ΛΑΪΟΥ 6, ΓΡ. 301B, ANNA COURT	35725337600									
ALPHA BANK S.A.									a	
, ΣΤΑΔΙΟΥ 40 ΑΘΗΝΑ	2103260000									
ALPHA FINANCE INVESTMENT SERVICES SINGLE MEMBER SA				a		a	a	a		a
5, ΠΑΝΕΠΙΣΤΗΜΙΟΥ 45 ΑΘΗΝΑ	2103677400									
ARGUS STOCKBROKERS LTD				a	a		a			
25, 25 ΛΕΩΦΟΡΟΣ ΔΗΜΟΣΘΕΝΗ ΣΕΒΕΡΗ	0035722717000									
ATLANTIC SECURITIES LTD				a	a					
37, ΠΡΟΔΡΟΜΟΥ 37	0035722445400									
AXON SECURITIES S.A.				a			a			
48, ΣΤΑΔΙΟΥ 48 ΑΘΗΝΑ	2103363800									
BETA SECURITIES S.A.				a		a	a			a
29, Α.ΑΛΕΞΑΝΔΡΑΣ 29 ΑΘΗΝΑ	2106478930									
BNP PARIBAS S.A.									a	
, ΛΑΜΨΑΚΟΥ 2 ΑΘΗΝΑ	2107468525									
BOFA SECURITIES EUROPE SA				a	a					
, 112 AVENUE KL?BER 75116	+33 153655555									
CAPITAL SECURITIES S.A.				a			a			
58, ΜΗΤΡΟΠΟΛΕΩΣ 58 ΑΘΗΝΑ	2103369700									
CITIGROUP GLOBAL MARKETS EUROPE AG				a	a					
16, REUTERWEG 16	+49 691366-0									
CITIGROUP GLOBAL MARKETS LIMITED				a						
1, 33 CANADA SQUARE -CANARY WHARF	+44 02079864000									
CREDIT SUISSE BANK (EUROPE), S.A.				a	a					
, CALLE AYALA 42, 3A PLANTA-B MADRID	+34917916000									
CREDIT SUISSE SECURITIES (EUROPE) LIMITED				a						
1, ONE CABOT SQUARE LONDON	+44 2078888888									
CYCLOS SECURITIES S.A.				a			a			
39, ΧΑΡΙΛΑΟΥ ΤΡΙΚΟΥΠΗ 6-8-10 ΑΘΗΝΑ	2103364300									
DEUTSCHE BANK S.A.					a					
1, GREAT WINCHESTER STREET LONDON	+44 20 754 54209	00441133361437								
EUROBANK EQUITIES INVESTMENT FIRM SINGLE MEMBER SA				a		a	a	a		a
, ΦΙΛΕΛΛΗΝΩΝ 10 & ΞΕΝΟΦΩΝΤΟΣ 13 ΑΘΗΝΑ	2103720425									
EUROBANK S.A.									a	
, ΟΘΩΝΟΣ 8 ΑΘΗΝΑ	2144043907									
EUROCORP INVESTMENT SERVICES S.A.				a			a			a
14, ΠΛ.ΦΙΛΙΚΗΣ ΕΤΑΙΡΕΙΑΣ 14 ΑΘΗΝΑ	2107263600									
EUOTRUST INVESTMENT FIRM SA				a						
113, ΣΕΒΑΣΤΟΥΠΟΛΕΩΣ 113 ΑΘΗΝΑ	2103363100									
EUROXX SECURITIES S.A.				a		a	a	a		a
7, ΠΑΛΑΙΟΛΟΓΟΥ ΧΑΛΑΝΔΡΙ	(210)-6879400	(210)-6879401								
7, ΠΑΛΕΟΛΟΓΟΥ ΧΑΛΑΝΔΡΙ	+30 2106879400	210-6879401								
FREEDOM FINANCE EUROPE LTD				a	a					
, ΧΡΙΣΤΑΚΗ ΚΡΑΝΟΥ 20	035725257786									
G. A. PERVANAS SECURITIES- INVESTMENT SERVICES S.A.				a						
7-9, ΣΟΦΟΚΛΕΟΥΣ 7-9 ΑΘΗΝΑ	2103727200									
GLOBAL CAPITAL SECURITIES & FINANCIAL SERVICES LTD				a	a					
50, ΛΑΡΧΙΕΠΙΣΚΟΠΟΥ ΜΑΚΑΡΙΟΥ Γ50	0035722710710									
GREENPOST TRADING EUROPE LTD				a	a	a				
, ΚΙΜΩΝΟΣ 3, ACROPOLIS MANSIONS, 2ND FLOOR, FLAT/OFFICE 202	035722521389									
HELLENIC AMERICAN SECURITIES S.A.				a		a	a			a
27, ΑΝΔΡΕΑ ΠΑΠΑΝΔΡΕΟΥ 27 ΜΑΡΟΥΣΙ	2103311100									
HELLENIC BANK (INVESTMENTS) LTD					a					
, ΑVE.ΚΥΡΙΑΚΟΥ ΜΑΤΣΙ 31 - ΡΟ ΒΟΧ 24747 NICOSIA	+357 22500100	357 22500110								
HSBC CONTINENTAL EUROPE									a	
109-111, Α.ΜΕΣΟΓΕΙΩΝ 109-111	2106960000									
INDEX SECURITIES S.A.				a						
6, ΔΡΑΓΑΤΣΑΝΙΟΥ 6 ΑΘΗΝΑ	2103213920									

Athex & ATHEXClear Members List

Member Name				Stock Market			Derivatives Market		ATHEXClear Member	
	Address	Phone	Fax	Market Member	Remote Member	Market Maker	Proprietary	Market Maker	General Clearing	Direct Clearing
J. CHR. MAVRIKIS SECURITIES S.A.				a						
5, ΣΟΦΟΚΛΕΟΥΣ 5 ATHINA	2103216730									
KAPPA SECURITIES S.A.				a			a			
15, ΒΑΛΑΩΡΙΤΟΥ 15 ATHINA	2103678600									
KARAMANOF SECURITIES & INVESTMENT SERVICES S.A.				a						
2, ΠΛΑΤ.ΘΕΟΔΩΡΩΝ 2 ATHINA	2103212947									
LAIKI FINANCIAL SERVICES LTD					a					
26, AVE. VYRONOS NICOSIA	357 22367367	357 22718567								
LEON DEPOLAS SECURITIES S.A.				a		a	a			
1, ΧΡΗΣΤΟΥ ΛΑΔΑ 1 ATHINA	2103213276 -28									
MEGA EQUITY SECURITIES & FINANCIAL SERVICES PUBLIC LTD				a	a		a			
42-44, ΛΕΩΦ.ΓΡΙΒΑ ΔΙΓΕΝΗ 42-44	0035722711711									
MERIT SECURITIES S.A				a		a	a			a
5, ΣΟΦΟΚΛΕΟΥΣ 5 ATHINA	2103671880									
MERRILL LYNCH INTERNATIONAL				a						
2, 2 KING EDWARD STREET LONDON	+44 20276281000									
N. CHRYSOCHOIDIS SECURITIES S.A.				a			a			a
7-9, ΣΟΦΟΚΛΕΟΥΣ 7-9 ATHINA	2103213913									
NATIONAL BANK OF GREECE S.A.				a		a	a		a	
86, ΑΙΟΛΟΥ STR. ATHINA	(210)-3341000	(210)-3228187								
68, ΑΚΑΔΙΜΙΑΣ STR. ATHINA	(210)-3328817	(210)-3328678								
NATIONAL SECURITIES SINGLE MEMBER SA				a		a	a	a		
66, ΛΕΩΦΟΡΟΣ ΑΘΗΝΩΝ 128-132 & ΦΙΓΕΝΙΑΣ ATHINA	2103328784									
NUNTIUS BROKERAGE AND INVESTMENT SERVICES S.A				a						
6, ΔΡΑΓΑΤΣΑΝΙΟΥ 6 ATHINA	2103350599									
ONE PLUS CAPITAL LIMITED				a	a					
, 75 PRODROMOU AVENUE NICOSIA 1307	35722873760									
OPTIMA BANK S.A.				a		a	a	a	a	
32, ΑΙΓΙΛΕΙΑΣ 32 & ΠΑΡΑΔΕΙΣΟΥ MAROUSI	2108173663									
PANCRETA BANK S.A									a	
, ΙΚΑΡΟΥ 5	2810 338800									
PANTELAKIS SECURITIES S.A.				a		a	a	a		
57, ΕΘΝΙΚΗΣ ΑΝΤΙΣΤΑΣΕΩΣ 57, ΚΤΙΡΙΟ Β CHALANDRI	2106965000									
PEGASUS SECURITIES S.A				a			a			
17, ΒΑΛΑΩΡΙΤΟΥ 17 & ΑΜΕΡΙΚΗΣ ATHINA	2103670700									
PIRAEUS BANK S.A.				a			a		a	
, ΑΜΕΡΙΚΗΣ 4 ATHINA	2103335000									
PIRAEUS SECURITIES S. A.				a		a	a	a		a
10, ΣΤΑΔΙΟΥ 10 ATHINA	2103354100									
PROCHOICE SECURITIES LTD				a	a					
57, ΛΕΩΦ.ΣΠΥΡΟΥ ΚΥΠΡΙΑΝΟΥ 57, ΑΚΙΝΗΤΑ Φ	035724661192									
SHARELINK SECURITIES & FINANCIAL SERVICES LTD				a			a			
6, HOUSE-ΘΕΟΤΟΚΗ 6 ΜΕΓΑΡΟ ΕΛΛΗΝΑ	+357 22554200									
SOCIETE GENERALE S.A.				a	a		a			
, 17 COURS VALMY, CEDEX	+157290504									
SOLIDUS SECURITIES S.A				a			a			a
64, ΛΟΥΙΖΗΣ ΠΙΑΚΟΥΡ 64 ATHINA	2106900600									
ST. EM. LAVRENTAKIS SECURITIES S.A.				a			a			
7-9, ΣΟΦΟΚΛΕΟΥΣ 7-9 ATHINA	2103213336									
THE CYPRUS INVESTMENT & SECURITIES CORPORATION LTD				a	a					
154, ΑΓΙΟΥ ΠΡΟΚΟΠΙΟΥ & ΠΟΣΕΙΔΩΝΟΣ 1	0035722121700									
UBS EUROPE SE				a	a					
, OPERNTURM, BOCKENHEIMER LANDSTRASSE 2-4	496921790									
UBS LIMITED					a					
1, FINSBURY AVENUE LONDON	+44 2075687135									

List of Stocks under Market Making operations

Securities	Market Maker	Start Market Making	Stock Category
MLS MULTIMEDIA SA (CR)			Suspension Status
	PIRAEUS SECURITIES S. A.	01/08/2019	
ALPHA ETF FTSE Athex Large Cap			Exchange Traded Funds (ETFs)
	ALPHA FINANCE INVESTMENT SERVICES SINGLE MEMBER SA	02/01/1900	
	NATIONAL SECURITIES SINGLE MEMBER SA	02/01/1900	
ADMIE (IPTO) HOLDING S.A. (CR)			Main Market
	EUROBANK EQUITIES INVESTMENT FIRM SINGLE MEMBER SA	24/05/2021	
	HELLENIC AMERICAN SECURITIES S.A.	09/03/2020	
	PIRAEUS SECURITIES S. A.	29/06/2017	
AEGEAN AIRLINES (CR)			Main Market
	EUROBANK EQUITIES INVESTMENT FIRM SINGLE MEMBER SA	22/09/2020	
ALPHA SERVICES HOLD (CR)			Main Market
	ALPHA FINANCE INVESTMENT SERVICES SINGLE MEMBER SA	29/02/2016	
	EUROBANK EQUITIES INVESTMENT FIRM SINGLE MEMBER SA	22/10/2006	
	GREENPOST TRADING EUROPE LTD	12/06/2023	
	HELLENIC AMERICAN SECURITIES S.A.	25/07/2014	
	LEON DEPOLAS SECURITIES S.A.	04/01/2016	
	MERIT SECURITIES S.A	03/09/2012	
	NATIONAL SECURITIES SINGLE MEMBER SA	02/01/1900	
	PIRAEUS SECURITIES S. A.	28/05/2009	
ALPHA TRUST (CR)			Main Market
	EUROBANK EQUITIES INVESTMENT FIRM SINGLE MEMBER SA	06/02/2023	
	LEON DEPOLAS SECURITIES S.A.	04/01/2021	
ANDROMEDA SA (CR)			Main Market
	BETA SECURITIES S.A.	15/02/2021	
	OPTIMA BANK S.A.	03/04/2023	
ATTICA BANK S.A. (CR)			Main Market
	EUROXX SECURITIES S.A.	22/01/2016	
	PIRAEUS SECURITIES S. A.	20/09/2017	
AUSTRIACARD (CB)			Main Market
	BETA SECURITIES S.A.	23/03/2023	
	EUROBANK EQUITIES INVESTMENT FIRM SINGLE MEMBER SA	15/05/2023	
AUTOHELLAS SA (CR)			Main Market
	ALPHA FINANCE INVESTMENT SERVICES SINGLE MEMBER SA	01/07/2019	
	EUROXX SECURITIES S.A.	02/07/2018	
AVAX S.A. (CR)			Main Market
	EUROBANK EQUITIES INVESTMENT FIRM SINGLE MEMBER SA	14/12/2015	
	PIRAEUS SECURITIES S. A.	01/02/2021	
AVE (CR)			Main Market
	EUROXX SECURITIES S.A.	05/06/2020	
BRIQ PROPERTIES (CR)			Main Market
	EUROBANK EQUITIES INVESTMENT FIRM SINGLE MEMBER SA	09/09/2019	
	LEON DEPOLAS SECURITIES S.A.	22/02/2021	
CC HBC AG (CR)			Main Market
	BETA SECURITIES S.A.	08/03/2021	
	NATIONAL SECURITIES SINGLE MEMBER SA	02/01/1900	
	PIRAEUS SECURITIES S. A.	04/05/2015	
CENERGY HOLDINGS (CB)			Main Market
	ALPHA FINANCE INVESTMENT SERVICES SINGLE MEMBER SA	02/01/2016	
	EUROBANK EQUITIES INVESTMENT FIRM SINGLE MEMBER SA	02/01/2016	
	OPTIMA BANK S.A.	14/03/2022	
	PANTELAKIS SECURITIES S.A.	27/12/2022	
CNL CAPITAL (CR)			Main Market
	MERIT SECURITIES S.A	01/10/2018	
DIMAND (CR)			Main Market
	ALPHA FINANCE INVESTMENT SERVICES SINGLE MEMBER SA	08/08/2022	
	EUROBANK EQUITIES INVESTMENT FIRM SINGLE MEMBER SA	08/08/2022	
	PANTELAKIS SECURITIES S.A.	15/05/2023	
EKTER SA (CR)			Main Market
	BETA SECURITIES S.A.	26/09/2022	
	EUROBANK EQUITIES INVESTMENT FIRM SINGLE MEMBER SA	16/10/2017	
	LEON DEPOLAS SECURITIES S.A.	21/05/2018	
ELASTRON (CR)			Main Market
	LEON DEPOLAS SECURITIES S.A.	20/02/2017	

List of Stocks under Market Making operations

Securities	Stock Category
Market Maker	Start Market Making
ELLAKTOR (CR)	Main Market
ALPHA FINANCE INVESTMENT SERVICES SINGLE MEMBER SA	18/03/2019
EUROBANK EQUITIES INVESTMENT FIRM SINGLE MEMBER SA	01/06/2012
EUROXX SECURITIES S.A.	24/09/2018
NATIONAL SECURITIES SINGLE MEMBER SA	02/01/1900
PIRAEUS SECURITIES S. A.	22/10/2018
ELTON SA (CR)	Main Market
BETA SECURITIES S.A.	03/09/2012
EUROBANK EQUITIES INVESTMENT FIRM SINGLE MEMBER SA	28/11/2022
OPTIMA BANK S.A.	30/01/2023
ELVALHALCOR (CR)	Main Market
ALPHA FINANCE INVESTMENT SERVICES SINGLE MEMBER SA	07/05/2018
BETA SECURITIES S.A.	09/01/2023
EUROBANK EQUITIES INVESTMENT FIRM SINGLE MEMBER SA	07/05/2018
ENTERSOFT (CR)	Main Market
ALPHA FINANCE INVESTMENT SERVICES SINGLE MEMBER SA	23/03/2023
EUROBANK EQUITIES INVESTMENT FIRM SINGLE MEMBER SA	22/06/2020
EUROBANK HOLDINGS (CR)	Main Market
ALPHA FINANCE INVESTMENT SERVICES SINGLE MEMBER SA	09/01/2006
EUROBANK EQUITIES INVESTMENT FIRM SINGLE MEMBER SA	01/06/2012
GREENPOST TRADING EUROPE LTD	12/06/2023
HELLENIC AMERICAN SECURITIES S.A.	25/07/2014
LEON DEPOLAS SECURITIES S.A.	30/11/2018
MERIT SECURITIES S.A.	06/11/2017
NATIONAL SECURITIES SINGLE MEMBER SA	02/01/1900
PIRAEUS SECURITIES S. A.	28/09/2009
EUROCONSULTANTS S.A. (CR)	Main Market
OPTIMA BANK S.A.	01/02/2023
EYDAP S.A. (CR)	Main Market
ALPHA FINANCE INVESTMENT SERVICES SINGLE MEMBER SA	27/01/2020
EUROBANK EQUITIES INVESTMENT FIRM SINGLE MEMBER SA	10/06/2019
FOURLIS (CR)	Main Market
EUROBANK EQUITIES INVESTMENT FIRM SINGLE MEMBER SA	01/12/2016
PIRAEUS SECURITIES S. A.	06/03/2017
GEK TERNA (CR)	Main Market
BETA SECURITIES S.A.	08/03/2021
EUROBANK EQUITIES INVESTMENT FIRM SINGLE MEMBER SA	24/05/2021
PIRAEUS SECURITIES S. A.	29/08/2019
GR. SARANTIS S.A. (CR)	Main Market
BETA SECURITIES S.A.	14/05/2012
EUROBANK EQUITIES INVESTMENT FIRM SINGLE MEMBER SA	24/10/2016
HELLENIC EXCHANGES-A.S.E. (CR)	Main Market
HELLENIC AMERICAN SECURITIES S.A.	01/09/2014
NATIONAL SECURITIES SINGLE MEMBER SA	02/01/1900
PIRAEUS SECURITIES S. A.	04/05/2015
HELLENIQ ENERGY (CR)	Main Market
HELLENIC AMERICAN SECURITIES S.A.	14/09/2015
PIRAEUS SECURITIES S. A.	20/03/2017
IDEAL HOLDINGS (CR)	Main Market
EUROBANK EQUITIES INVESTMENT FIRM SINGLE MEMBER SA	07/06/2021
PIRAEUS SECURITIES S. A.	07/06/2021
INTERCONTINENTAL (CR)	Main Market
LEON DEPOLAS SECURITIES S.A.	03/06/2019
INTERLIFE G.C.I.(CR)	Main Market
BETA SECURITIES S.A.	24/10/2022
INTERWOOD-XYLEMPORIA (CR)	Main Market
EUROBANK EQUITIES INVESTMENT FIRM SINGLE MEMBER SA	05/07/2021
PANTELAKIS SECURITIES S.A.	01/07/2021
INTRAKAT (CR)	Main Market
BETA SECURITIES S.A.	04/10/2021
PANTELAKIS SECURITIES S.A.	10/10/2022
JUMBO SA (CR)	Main Market
BETA SECURITIES S.A.	01/02/2021
EUROBANK EQUITIES INVESTMENT FIRM SINGLE MEMBER SA	25/05/2020
GREENPOST TRADING EUROPE LTD	12/06/2023
MERIT SECURITIES S.A.	06/11/2017
PIRAEUS SECURITIES S. A.	06/03/2017

List of Stocks under Market Making operations

Securities	Stock Category
Market Maker	Start Market Making
KLOUKINAS - LAPPAS SA (CR)	Main Market
OPTIMA BANK S.A.	02/01/2023
KRI-KRI S.A. (CR)	Main Market
EUROBANK EQUITIES INVESTMENT FIRM SINGLE MEMBER SA	07/05/2018
LEON DEPOLAS SECURITIES S.A.	16/01/2017
LAMDA DEVELOPMENT SA (CR)	Main Market
EUROBANK EQUITIES INVESTMENT FIRM SINGLE MEMBER SA	08/12/2014
PANTELAKIS SECURITIES S.A.	06/11/2017
PIRAEUS SECURITIES S. A.	29/06/2017
LAMPASA HOTEL SA (CR)	Main Market
LEON DEPOLAS SECURITIES S.A.	16/01/2017
MIG (CR)	Main Market
PIRAEUS SECURITIES S. A.	02/02/2009
MOTOR OIL (CR)	Main Market
BETA SECURITIES S.A.	08/03/2021
EUROBANK EQUITIES INVESTMENT FIRM SINGLE MEMBER SA	22/10/2006
GREENPOST TRADING EUROPE LTD	12/06/2023
LEON DEPOLAS SECURITIES S.A.	01/04/2019
MERIT SECURITIES S.A	25/02/2019
NATIONAL SECURITIES SINGLE MEMBER SA	02/01/1900
PIRAEUS SECURITIES S. A.	04/05/2015
MPLE KEDROS (CR)	Main Market
MERIT SECURITIES S.A	30/09/2022
MYTILINEOS (CR)	Main Market
ALPHA FINANCE INVESTMENT SERVICES SINGLE MEMBER SA	15/04/2019
BETA SECURITIES S.A.	11/04/2022
EUROBANK EQUITIES INVESTMENT FIRM SINGLE MEMBER SA	20/09/2017
GREENPOST TRADING EUROPE LTD	12/06/2023
MERIT SECURITIES S.A	25/02/2019
NATIONAL SECURITIES SINGLE MEMBER SA	02/01/1900
PIRAEUS SECURITIES S. A.	04/05/2015
NATIONAL BANK (CR)	Main Market
ALPHA FINANCE INVESTMENT SERVICES SINGLE MEMBER SA	09/01/2006
EUROBANK EQUITIES INVESTMENT FIRM SINGLE MEMBER SA	22/10/2006
GREENPOST TRADING EUROPE LTD	12/06/2023
HELLENIC AMERICAN SECURITIES S.A.	25/07/2014
LEON DEPOLAS SECURITIES S.A.	20/05/2015
MERIT SECURITIES S.A	03/09/2012
NATIONAL SECURITIES SINGLE MEMBER SA	02/01/1900
PIRAEUS SECURITIES S. A.	08/09/2008
OPAP (CR)	Main Market
ALPHA FINANCE INVESTMENT SERVICES SINGLE MEMBER SA	09/01/2006
BETA SECURITIES S.A.	11/04/2022
EUROBANK EQUITIES INVESTMENT FIRM SINGLE MEMBER SA	22/10/2006
GREENPOST TRADING EUROPE LTD	12/06/2023
HELLENIC AMERICAN SECURITIES S.A.	25/07/2014
MERIT SECURITIES S.A	20/03/2017
NATIONAL SECURITIES SINGLE MEMBER SA	02/01/1900
PIRAEUS SECURITIES S. A.	04/05/2015
OTE (CR)	Main Market
ALPHA FINANCE INVESTMENT SERVICES SINGLE MEMBER SA	09/01/2006
BETA SECURITIES S.A.	11/04/2022
EUROBANK EQUITIES INVESTMENT FIRM SINGLE MEMBER SA	22/10/2006
GREENPOST TRADING EUROPE LTD	12/06/2023
HELLENIC AMERICAN SECURITIES S.A.	25/07/2014
LEON DEPOLAS SECURITIES S.A.	20/04/2015
MERIT SECURITIES S.A	20/03/2017
NATIONAL SECURITIES SINGLE MEMBER SA	02/01/1900
PIRAEUS SECURITIES S. A.	08/09/2008
P.P.A. S.A. (CR)	Main Market
EUROBANK EQUITIES INVESTMENT FIRM SINGLE MEMBER SA	06/02/2019
PAPOUTSANIS (CR)	Main Market
BETA SECURITIES S.A.	25/11/2013
PETROPOULOS PETROS (CR)	Main Market
EUROBANK EQUITIES INVESTMENT FIRM SINGLE MEMBER SA	01/04/2019
PANTELAKIS SECURITIES S.A.	16/03/2020

List of Stocks under Market Making operations

Securities	Stock Category
Market Maker	Start Market Making
PIRAEUS FINANCIAL HOLD (CR)	Main Market
ALPHA FINANCE INVESTMENT SERVICES SINGLE MEMBER SA	15/04/2019
EUROBANK EQUITIES INVESTMENT FIRM SINGLE MEMBER SA	22/10/2006
EUROXX SECURITIES S.A.	15/02/2016
GREENPOST TRADING EUROPE LTD	12/06/2023
HELLENIC AMERICAN SECURITIES S.A.	25/07/2014
LEON DEPOLAS SECURITIES S.A.	30/11/2018
MERIT SECURITIES S.A.	16/09/2013
NATIONAL SECURITIES SINGLE MEMBER SA	02/01/1900
PIRAEUS SECURITIES S. A.	16/02/2009
PPC (CR)	Main Market
ALPHA FINANCE INVESTMENT SERVICES SINGLE MEMBER SA	09/01/2006
BETA SECURITIES S.A.	01/02/2021
EUROBANK EQUITIES INVESTMENT FIRM SINGLE MEMBER SA	22/10/2006
GREENPOST TRADING EUROPE LTD	12/06/2023
HELLENIC AMERICAN SECURITIES S.A.	01/09/2014
MERIT SECURITIES S.A.	06/11/2017
NATIONAL SECURITIES SINGLE MEMBER SA	02/01/1900
PIRAEUS SECURITIES S. A.	28/09/2009
PREMIA (CR)	Main Market
BETA SECURITIES S.A.	01/06/2021
LEON DEPOLAS SECURITIES S.A.	05/12/2022
PANTELAKIS SECURITIES S.A.	23/12/2021
PROFILE SA (CR)	Main Market
OPTIMA BANK S.A.	03/04/2023
PANTELAKIS SECURITIES S.A.	01/07/2019
QUALITY & RELIABILITY SA (CR)	Main Market
OPTIMA BANK S.A.	03/01/2023
QUEST HOLDINGS (CR)	Main Market
BETA SECURITIES S.A.	26/03/2018
EUROBANK EQUITIES INVESTMENT FIRM SINGLE MEMBER SA	28/01/2019
REVOIL (CR)	Main Market
BETA SECURITIES S.A.	26/06/2023
SIDMA STEEL (CR)	Main Market
OPTIMA BANK S.A.	25/05/2023
SPACE HELLAS SA (CR)	Main Market
MERIT SECURITIES S.A.	09/12/2022
TECHNICAL OLYMPIC SA (CR)	Main Market
BETA SECURITIES S.A.	04/04/2022
OPTIMA BANK S.A.	05/07/2023
TERNA ENERGY (CR)	Main Market
EUROBANK EQUITIES INVESTMENT FIRM SINGLE MEMBER SA	24/05/2021
PIRAEUS SECURITIES S. A.	09/12/2019
THRACE PLASTICS SA (CR)	Main Market
ALPHA FINANCE INVESTMENT SERVICES SINGLE MEMBER SA	26/03/2018
EUROBANK EQUITIES INVESTMENT FIRM SINGLE MEMBER SA	26/03/2018
TITAN CEMENT (CB)	Main Market
BETA SECURITIES S.A.	01/02/2021
EUROBANK EQUITIES INVESTMENT FIRM SINGLE MEMBER SA	06/11/2019
PIRAEUS SECURITIES S. A.	18/01/2021
TZIRAKIAN PROFIL (CR)	Main Market
LEON DEPOLAS SECURITIES S.A.	19/07/2021
VIOHALCO SA/NV (CB)	Main Market
ALPHA FINANCE INVESTMENT SERVICES SINGLE MEMBER SA	11/03/2008
EUROBANK EQUITIES INVESTMENT FIRM SINGLE MEMBER SA	04/03/2014
MERIT SECURITIES S.A.	17/03/2014

Underlying Asset				Derivatives Market													
Price max	Price min	Closing price	change	Delivery Month	Open price	Price max	Price min	Last price	Closing price	Last Bid	Last Ask	Fixing price*	Life high	Life low	Trades	Volume	Open Interest
FTSE/Athex Large Cap				(Trade Unit: 1 Index Point x 2€, Cash Settlement)													
3,218.27	3,175.96	3,207.79	0.60%	July 2023	3,205.00	3,224.50	3,186.75	3,204.00	3,204.00	---	---		3,224.50	---	98	396	4,587
				August 2023	3,198.00	3,228.00	3,188.50	3,215.00	3,215.00	---	---		3,228.00	---	23	180	372
				September 2023	---	---	---	---	3,200.25	---	---		---	---	---	---	---
				December 2023	---	---	---	---	3,216.25	---	---		---	---	---	---	---
				March 2024	---	---	---	---	3,232.50	---	---		---	---	---	---	---
				June 2024	---	---	---	---	3,249.75	---	---		---	---	---	---	---
FTSE/Athex Banks				(Trade Unit: 1 Index Point x 15€, Cash Settlement)													
1,098.98	1,068.90	1,090.64	1.42%	September 2023	1,073.50	1,104.00	1,073.50	1,100.00	1,100.00	---	---		1,104.00	---	8	58	1,454
				December 2023	---	---	---	---	1,084.75	---	---		---	---	---	---	---
				March 2024	---	---	---	---	1,090.25	---	---		---	---	---	---	---
				June 2024	---	---	---	---	1,096.00	---	---		---	---	---	---	---
MSCI GREECE REBASED				(Trade Unit: 1 Index Point x 2€, Cash Settlement)													
5,101.13	5,024.97	5,080.44	0.52%	July 2023	5,034.50	5,035.50	5,033.50	5,033.50	5,033.50	---	---		5,035.50	---	6	110	227
				August 2023	5,032.50	5,034.50	4,838.75	4,838.75	4,838.75	---	---		5,034.50	---	4	150	73
				September 2023	4,837.75	4,839.75	4,837.75	4,839.75	4,839.75	---	---		4,920.50	---	2	100	100
				December 2023	---	---	---	---	5,098.00	---	---		---	---	---	---	---
				March 2024	---	---	---	---	5,123.75	---	---		---	---	---	---	---
				June 2024	---	---	---	---	5,151.25	---	---		---	---	---	---	---

Derivatives notes

Fixing prices and final open positions can be retrieved from the following path <http://www.helex.gr/el/web/guest/statistics-end-of-day-derivatives>

Underlying Asset				Derivatives Market													
Price max	Price min	Closing price	change	Delivery Month	Open price	Price max	Price min	Last price	Closing price	Last Bid	Last Ask	Fixing price*	Life high	Life low	Trades	Volume	Open Interest
ADMIE (IPTO) HOLDING S.A. (CR)				(Contract Size: 100 Securities, Physical Delivery)													
2.295	2.255	2.28	0.00%	September 2023	2.32	2.32	2.24	2.25	2.25	---	---	---	2.32	---	25	175	15,242
				December 2023	---	---	---	---	2.30	---	---	---	---	---	---	---	---
				March 2024	---	---	---	---	2.31	---	---	---	---	---	---	---	---
				June 2024	---	---	---	---	2.32	---	---	---	---	---	---	---	---
AEGEAN AIRLINES (CR)				(Contract Size: 100 Securities, Physical Delivery)													
11.92	11.66	11.86	1.54%	September 2023	11.89	12.05	11.89	12.01	12.01	---	---	---	12.05	---	37	288	5,486
				December 2023	---	---	---	---	11.78	---	---	---	---	---	---	---	---
				March 2024	---	---	---	---	11.84	---	---	---	---	---	---	---	---
				June 2024	---	---	---	---	11.90	---	---	---	---	---	---	---	---
ALPHA SERVICES HOLD (CR)				(Contract Size: 100 Securities, Physical Delivery)													
1.61	1.568	1.59	0.63%	September 2023	1.63	1.64	1.60	1.62	1.62	---	---	---	1.64	---	397	12,819	250,743
				December 2023	---	---	---	---	1.64	---	---	---	1.65	---	---	---	460
				March 2024	---	---	---	---	1.60	---	---	---	---	---	---	---	---
				June 2024	---	---	---	---	1.61	---	---	---	---	---	---	---	---
AUTOHELLAS SA (CR)				(Contract Size: 100 Securities, Physical Delivery)													
14.06	13.84	14	-0.14%	September 2023	---	---	---	---	14.30	---	---	---	14.56	---	---	---	90
				December 2023	---	---	---	---	14.14	---	---	---	---	---	---	---	---
				March 2024	---	---	---	---	14.21	---	---	---	---	---	---	---	---
				June 2024	---	---	---	---	14.29	---	---	---	---	---	---	---	---
AVAX S.A. (CR)				(Contract Size: 100 Securities, Physical Delivery)													
1.63	1.552	1.6	0.00%	September 2023	1.64	1.64	1.59	1.64	1.64	---	---	---	1.65	---	15	49	1,157
				December 2023	---	---	---	---	1.61	---	---	---	---	---	---	---	---
				March 2024	---	---	---	---	1.62	---	---	---	---	---	---	---	---
				June 2024	---	---	---	---	1.63	---	---	---	---	---	---	---	---
CC HBC AG (CR)				(Contract Size: 100 Securities, Physical Delivery)													
28.24	27.77	28.01	0.86%	September 2023	28.15	28.49	28.15	28.33	28.33	---	---	---	28.49	---	15	35	1,523
				December 2023	---	---	---	---	28.01	---	---	---	---	---	---	---	---
				March 2024	---	---	---	---	28.15	---	---	---	---	---	---	---	---
				June 2024	---	---	---	---	28.30	---	---	---	---	---	---	---	---
CENERGY HOLDINGS (CB)				(Contract Size: 100 Securities, Physical Delivery)													
6.13	6.01	6.12	0.33%	September 2023	6.18	6.18	6.14	6.14	6.14	---	---	---	6.36	---	14	73	6,895
				December 2023	---	---	---	---	6.15	---	---	---	---	---	---	---	---
				March 2024	---	---	---	---	6.18	---	---	---	---	---	---	---	---
				June 2024	---	---	---	---	6.22	---	---	---	---	---	---	---	---

Derivatives notes

Fixing prices and final open positions can be retrieved from the following path <http://www.helex.gr/el/web/guest/statistics-end-of-day-derivatives>

Underlying Asset				Derivatives Market													
Price max	Price min	Closing price	change	Delivery Month	Open price	Price max	Price min	Last price	Closing price	Last Bid	Last Ask	Fixing price*	Life high	Life low	Trades	Volume	Open Interest
ELLAKTOR (CR)				(Contract Size: 100 Securities, Physical Delivery)													
2.5	2.455	2.5	1.01%	September 2023	2.49	2.51	2.45	2.46	2.46	---	---	---	2.51	---	12	48	528
				December 2023	---	---	---	---	2.50	---	---	---	---	---	---	---	---
				March 2024	---	---	---	---	2.51	---	---	---	---	---	---	---	---
				June 2024	---	---	---	---	2.52	---	---	---	---	---	---	---	---
ELVALHALCOR (CR)				(Contract Size: 100 Securities, Physical Delivery)													
2.14	2.075	2.075	-2.35%	September 2023	2.14	2.15	2.09	2.09	2.09	---	---	---	2.22	---	20	63	2,057
				December 2023	---	---	---	---	2.14	---	---	---	---	---	---	---	---
				March 2024	---	---	---	---	2.15	---	---	---	---	---	---	---	---
				June 2024	---	---	---	---	2.17	---	---	---	---	---	---	---	---
EUROBANK HOLDINGS (CR)				(Contract Size: 100 Securities, Physical Delivery)													
1.6635	1.585	1.6415	2.91%	September 2023	1.64	1.67	1.60	1.66	1.66	---	---	---	1.67	---	154	3,512	37,832
				December 2023	---	---	---	---	1.61	---	---	---	---	---	---	---	---
				March 2024	---	---	---	---	1.62	---	---	---	---	---	---	---	---
				June 2024	---	---	---	---	1.63	---	---	---	---	---	---	---	---
EYDAP S.A. (CR)				(Contract Size: 100 Securities, Physical Delivery)													
7.02	6.82	6.98	1.16%	September 2023	7.02	7.02	6.95	6.96	6.96	---	---	---	7.18	---	16	49	1,000
				December 2023	---	---	---	---	6.96	---	---	---	---	---	---	---	---
				March 2024	---	---	---	---	7.00	---	---	---	---	---	---	---	---
				June 2024	---	---	---	---	7.03	---	---	---	---	---	---	---	---
FOURLIS (CR)				(Contract Size: 100 Securities, Physical Delivery)													
4.95	4.82	4.95	1.85%	September 2023	4.93	4.97	4.86	4.97	4.97	---	---	---	4.97	---	31	125	1,115
				December 2023	---	---	---	---	4.90	---	---	---	---	---	---	---	---
				March 2024	---	---	---	---	4.93	---	---	---	---	---	---	---	---
				June 2024	---	---	---	---	4.95	---	---	---	---	---	---	---	---
GEK TERNA (CR)				(Contract Size: 100 Securities, Physical Delivery)													
14.6	14.16	14.32	-1.10%	September 2023	14.51	14.53	14.30	14.34	14.34	---	---	---	14.80	---	61	172	7,436
				December 2023	---	---	---	---	14.61	---	---	---	---	---	---	---	---
				March 2024	---	---	---	---	14.68	---	---	---	---	---	---	---	---
				June 2024	---	---	---	---	14.76	---	---	---	---	---	---	---	---
HELLENIC EXCHANGES-A.S.E. (CR)				(Contract Size: 100 Securities, Physical Delivery)													
5.94	5.8	5.92	-0.17%	September 2023	6.02	6.02	5.93	5.93	5.93	---	---	---	6.02	---	51	329	9,447
				December 2023	---	---	---	---	5.98	---	---	---	---	---	---	---	---
				March 2024	---	---	---	---	6.01	---	---	---	---	---	---	---	---
				June 2024	---	---	---	---	6.04	---	---	---	---	---	---	---	---

Derivatives notes

Fixing prices and final open positions can be retrieved from the following path <http://www.helex.gr/el/web/guest/statistics-end-of-day-derivatives>

Underlying Asset				Derivatives Market													
Price max	Price min	Closing price	change	Delivery Month	Open price	Price max	Price min	Last price	Closing price	Last Bid	Last Ask	Fixing price*	Life high	Life low	Trades	Volume	Open Interest
HELLENiQ ENERGY (CR)																	
(Contract Size: 100 Securities, Physical Delivery)																	
7.91	7.81	7.83	-0.26%	September 2023	7.93	7.93	7.91	7.91	7.91	---	---	---	8.11	---	3	5	1,136
---	---	---	---	December 2023	---	---	---	---	7.92	---	---	---	---	---	---	---	---
---	---	---	---	March 2024	---	---	---	---	7.96	---	---	---	---	---	---	---	---
---	---	---	---	June 2024	---	---	---	---	8.00	---	---	---	---	---	---	---	---
INTRACOM HOLDINGS (CR)																	
(Contract Size: 100 Securities, Physical Delivery)																	
2.145	2.1	2.12	0.24%	September 2023	2.14	2.15	2.14	2.14	2.14	---	---	---	2.21	---	24	121	3,638
---	---	---	---	December 2023	---	---	---	---	2.13	---	---	---	---	---	---	---	---
---	---	---	---	March 2024	---	---	---	---	2.14	---	---	---	---	---	---	---	---
---	---	---	---	June 2024	---	---	---	---	2.16	---	---	---	---	---	---	---	---
INTRAKAT (CR)																	
(Contract Size: 100 Securities, Physical Delivery)																	
2.75	2.65	2.7	0.37%	September 2023	2.72	2.76	2.69	2.73	2.73	---	---	---	2.76	---	79	413	10,549
---	---	---	---	December 2023	---	---	---	---	2.71	---	---	---	---	---	---	---	---
---	---	---	---	March 2024	---	---	---	---	2.73	---	---	---	---	---	---	---	---
---	---	---	---	June 2024	---	---	---	---	2.74	---	---	---	---	---	---	---	---
JUMBO SA (CR)																	
(Contract Size: 100 Securities, Physical Delivery)																	
27.42	26.88	27.4	1.18%	September 2023	26.78	27.38	26.78	27.38	27.38	---	---	---	27.49	---	6	9	224
---	---	---	---	December 2023	---	---	---	---	27.32	---	---	---	---	---	---	---	---
---	---	---	---	March 2024	---	---	---	---	27.45	---	---	---	---	---	---	---	---
---	---	---	---	June 2024	---	---	---	---	27.60	---	---	---	---	---	---	---	---
LAMDA DEVELOPMENT SA (CR)																	
(Contract Size: 100 Securities, Physical Delivery)																	
7.35	7.22	7.35	0.69%	September 2023	7.40	7.40	7.34	7.36	7.36	---	---	---	7.54	---	8	25	6,390
---	---	---	---	December 2023	---	---	---	---	7.36	---	---	---	---	---	---	---	---
---	---	---	---	March 2024	---	---	---	---	7.40	---	---	---	---	---	---	---	---
---	---	---	---	June 2024	---	---	---	---	7.44	---	---	---	---	---	---	---	---
MIG (CR)																	
(Contract Size: 100 Securities, Physical Delivery)																	
4.33	4.195	4.33	1.88%	September 2023	4.20	4.20	4.18	4.18	4.18	---	---	---	5.10	---	2	9	60
---	---	---	---	December 2023	---	---	---	---	4.29	---	---	---	---	---	---	---	---
---	---	---	---	March 2024	---	---	---	---	4.31	---	---	---	---	---	---	---	---
---	---	---	---	June 2024	---	---	---	---	4.33	---	---	---	---	---	---	---	---
MOTOR OIL (CR)																	
(Contract Size: 100 Securities, Physical Delivery)																	
23.9	22.7	23.7	3.04%	September 2023	23.00	24.04	23.00	23.81	23.81	---	---	---	24.55	---	40	328	1,555
---	---	---	---	December 2023	---	---	---	---	23.20	---	---	---	---	---	---	---	---
---	---	---	---	March 2024	---	---	---	---	23.32	---	---	---	---	---	---	---	---
---	---	---	---	June 2024	---	---	---	---	23.44	---	---	---	---	---	---	---	---

Derivatives notes

Fixing prices and final open positions can be retrieved from the following path <http://www.helex.gr/el/web/guest/statistics-end-of-day-derivatives>

Underlying Asset				Derivatives Market													
Price max	Price min	Closing price	change	Delivery Month	Open price	Price max	Price min	Last price	Closing price	Last Bid	Last Ask	Fixing price*	Life high	Life low	Trades	Volume	Open Interest
MYTILINEOS (CR)				(Contract Size: 100 Securities, Physical Delivery)													
32.6	32.3	32.6	0.62%	September 2023	32.72	32.79	32.61	32.74	32.74	---	---	---	33.23	---	41	110	2,904
				December 2023	---	---	---	---	32.68	---	---	---	---	---	---	---	---
				March 2024	---	---	---	---	32.85	---	---	---	---	---	---	---	---
				June 2024	---	---	---	---	33.02	---	---	---	---	---	---	---	---
NATIONAL BANK (CR)				(Contract Size: 100 Securities, Physical Delivery)													
6.394	6.274	6.336	-0.22%	September 2023	6.39	6.47	6.33	6.38	6.38	---	---	---	6.47	---	138	1,242	16,048
				December 2023	---	---	---	---	6.41	---	---	---	---	---	---	---	---
				March 2024	---	---	---	---	6.44	---	---	---	---	---	---	---	---
				June 2024	---	---	---	---	6.47	---	---	---	---	---	---	---	---
OPAP (CR)				(Contract Size: 103 Securities, Physical Delivery)													
16.26	16.04	16.14	-0.31%	September 2023	16.31	16.31	16.11	16.11	16.11	---	---	---	16.43	15.65	6	22	2,514
				December 2023	---	---	---	---	16.33	---	---	---	---	---	---	---	---
				March 2024	---	---	---	---	16.41	---	---	---	---	---	---	---	---
				June 2024	---	---	---	---	16.50	---	---	---	---	---	---	---	---
OTE (CR)				(Contract Size: 100 Securities, Physical Delivery)													
15.19	14.9	14.97	-1.51%	September 2023	15.35	15.37	15.00	15.15	15.15	---	---	---	15.55	---	195	808	12,512
				December 2023	---	---	---	---	15.33	---	---	---	---	---	---	---	---
				March 2024	---	---	---	---	15.41	---	---	---	---	---	---	---	---
				June 2024	---	---	---	---	15.49	---	---	---	---	---	---	---	---
P.P.A. S.A. (CR)				(Contract Size: 100 Securities, Physical Delivery)													
22.9	22.45	22.45	-0.88%	September 2023	---	---	---	---	21.95	---	---	---	21.57	---	---	---	344
				December 2023	---	---	---	---	22.85	---	---	---	---	---	---	---	---
				March 2024	---	---	---	---	22.96	---	---	---	---	---	---	---	---
				June 2024	---	---	---	---	23.09	---	---	---	---	---	---	---	---
PIRAEUS FINANCIAL HOLD (CR)				(Contract Size: 100 Securities, Physical Delivery)													
3.394	3.302	3.386	2.48%	September 2023	3.39	3.41	3.33	3.40	3.40	---	---	---	3.41	---	255	4,772	75,301
				December 2023	---	---	---	---	3.33	---	---	---	---	---	---	---	---
				March 2024	---	---	---	---	3.35	---	---	---	---	---	---	---	---
				June 2024	---	---	---	---	3.37	---	---	---	---	---	---	---	---
PPC (CR)				(Contract Size: 100 Securities, Physical Delivery)													
10.54	10.32	10.34	-0.58%	September 2023	10.65	10.70	10.50	10.59	10.59	---	---	---	10.81	---	111	568	27,603
				December 2023	---	---	---	---	10.49	---	---	---	---	---	---	---	---
				March 2024	---	---	---	---	10.54	---	---	---	---	---	---	---	---
				June 2024	---	---	---	---	10.60	---	---	---	---	---	---	---	---

Derivatives notes

Fixing prices and final open positions can be retrieved from the following path <http://www.helex.gr/el/web/guest/statistics-end-of-day-derivatives>

Underlying Asset				Derivatives Market													
Price max	Price min	Closing price	change	Delivery Month	Open price	Price max	Price min	Last price	Closing price	Last Bid	Last Ask	Fixing price*	Life high	Life low	Trades	Volume	Open Interest
QUEST HOLDINGS (CR)				(Contract Size: 100 Securities, Physical Delivery)													
6.59	6.28	6.59	1.38%	September 2023	---	---	---	---	6.39	---	---	---	6.49	---	---	---	131
				December 2023	---	---	---	---	6.56	---	---	---	---	---	---	---	---
				March 2024	---	---	---	---	6.59	---	---	---	---	---	---	---	---
				June 2024	---	---	---	---	6.62	---	---	---	---	---	---	---	---
TERNA ENERGY (CR)				(Contract Size: 100 Securities, Physical Delivery)													
19.58	18.69	18.91	-2.53%	September 2023	19.58	19.58	18.92	19.19	19.19	---	---	---	21.16	---	105	280	11,410
				December 2023	---	---	---	---	19.57	---	---	---	---	---	---	---	---
				March 2024	---	---	---	---	19.67	---	---	---	---	---	---	---	---
				June 2024	---	---	---	---	19.77	---	---	---	---	---	---	---	---
TITAN CEMENT (CB)				(Contract Size: 100 Securities, Physical Delivery)													
17.98	17.64	17.98	1.13%	September 2023	---	---	---	---	17.83	---	---	---	17.99	---	---	---	716
				December 2023	---	---	---	---	17.94	---	---	---	---	---	---	---	---
				March 2024	---	---	---	---	18.02	---	---	---	---	---	---	---	---
				June 2024	---	---	---	---	18.12	---	---	---	---	---	---	---	---
VIOHALCO SA/NV (CB)				(Contract Size: 100 Securities, Physical Delivery)													
6	5.86	5.9	-1.17%	September 2023	6.06	6.09	5.98	5.98	5.98	---	---	---	6.28	---	41	157	6,126
				December 2023	---	---	---	---	6.02	---	---	---	---	---	---	---	---
				March 2024	---	---	---	---	6.05	---	---	---	---	---	---	---	---
				June 2024	---	---	---	---	6.08	---	---	---	---	---	---	---	---

Derivatives notes

Fixing prices and final open positions can be retrieved from the following path <http://www.helex.gr/el/web/guest/statistics-end-of-day-derivatives>

FTSE/Athex Large Cap

(Trade Unit: 1 Index Point x 2€ - Exercise Style: European, Cash Settlement)

Call Options																Put Options																				
July 2023								August 2023								Other Months		July 2023								August 2023								Other Months		Exercise Price
Open price	Price max	Price min	Last price	Closing price	Volume	Open Interest	Open price	Price max	Price min	Last price	Closing price	Volume	Open Interest	Volume	Open Interest	Open price	Price max	Price min	Last price	Closing price	Volume	Open Interest	Open price	Price max	Price min	Last price	Closing price	Volume	Open Interest	Volume	Open Interest					
1,775	-	-	-	-	-	-	-	-	-	-	-	-	-	-	-	-	-	-	-	-	-	-	-	-	-	-	-	-	-	-	-	1,775				
1,800	-	-	-	-	-	-	-	-	-	-	-	-	-	-	-	-	-	-	-	-	-	-	-	-	-	-	-	-	-	-	-	1,800				
1,825	-	-	-	-	-	-	-	-	-	-	-	-	-	-	-	-	-	-	-	-	-	-	-	-	-	-	-	-	-	-	-	1,825				
1,850	-	-	-	-	-	-	-	-	-	-	-	-	-	-	-	-	-	-	-	-	-	-	-	-	-	-	-	-	-	-	-	1,850				
1,875	-	-	-	-	-	-	-	-	-	-	-	-	-	-	-	-	-	-	-	-	-	-	-	-	-	-	-	-	-	-	-	1,875				
1,900	-	-	-	-	-	-	-	-	-	-	-	-	-	-	-	-	-	-	-	-	-	-	-	-	-	-	-	-	-	-	-	1,900				
1,925	-	-	-	-	-	-	-	-	-	-	-	-	-	-	-	-	-	-	-	-	-	-	-	-	-	-	-	-	-	-	-	1,925				
1,950	-	-	-	-	-	-	-	-	-	-	-	-	-	-	-	-	-	-	-	-	-	-	-	-	-	-	-	-	-	-	-	1,950				
1,975	-	-	-	-	-	-	-	-	-	-	-	-	-	-	-	-	-	-	-	-	-	-	-	-	-	-	-	-	-	-	-	1,975				
2,000	-	-	-	-	-	-	-	-	-	-	-	-	-	-	-	-	-	-	-	-	-	-	-	-	-	-	-	-	-	-	-	2,000				
2,050	-	-	-	-	-	-	-	-	-	-	-	-	-	-	-	-	-	-	-	-	-	-	-	-	-	-	-	-	-	-	-	2,050				
2,100	-	-	-	-	-	-	-	-	-	-	-	-	-	-	-	-	-	-	-	-	-	-	-	-	-	-	-	-	-	-	-	2,100				
2,150	-	-	-	-	-	-	-	-	-	-	-	-	-	-	-	-	-	-	-	-	-	-	-	-	-	-	-	-	-	-	-	2,150				
2,200	-	-	-	-	-	-	-	-	-	-	-	-	-	-	-	-	-	-	-	-	-	-	-	-	-	-	-	-	-	-	-	2,200				
2,250	-	-	-	-	-	-	-	-	-	-	-	-	-	-	-	-	-	-	-	-	-	-	-	-	-	-	-	-	-	-	-	2,250				
2,300	-	-	-	-	-	-	-	-	-	-	-	-	-	-	-	-	-	-	-	-	-	-	-	-	-	-	-	-	-	-	-	2,300				
2,350	0.00	0.00	0.00	-	850.00	-	-	-	-	-	-	-	-	-	-	0.00	0.00	0.00	-	0.01	-	-	-	-	-	-	-	-	-	-	-	2,350				
2,400	0.00	0.00	0.00	-	800.00	-	-	-	-	-	-	-	-	-	-	0.00	0.00	0.00	-	0.03	-	-	-	-	-	-	-	-	-	-	-	2,400				
2,450	0.00	0.00	0.00	-	750.00	-	-	-	-	-	-	-	-	-	-	0.00	0.00	0.00	-	0.02	-	-	-	-	-	-	-	-	-	-	-	2,450				
2,500	0.00	0.00	0.00	-	700.00	-	-	0.00	0.00	0.00	-	702.00	-	-	-	0.00	0.00	0.00	-	0.01	-	-	0.00	0.00	0.00	-	0.01	-	-	-	2,500					
2,550	0.00	0.00	0.00	-	650.00	-	-	0.00	0.00	0.00	-	652.00	-	-	-	0.00	0.00	0.00	-	0.01	-	-	0.00	0.00	0.00	-	0.03	-	-	-	2,550					
2,600	0.00	0.00	0.00	-	600.00	-	-	0.00	0.00	0.00	-	602.00	-	-	-	0.00	0.00	0.00	-	0.05	-	-	0.00	0.00	0.00	-	0.08	-	-	-	2,600					
2,650	0.00	0.00	0.00	-	550.00	-	-	0.00	0.00	0.00	-	552.00	-	-	-	0.00	0.00	0.00	-	0.01	-	-	0.00	0.00	0.00	-	0.20	-	-	-	2,650					
2,700	0.00	0.00	0.00	-	500.00	-	-	0.00	0.00	0.00	-	503.00	-	-	-	0.00	0.00	0.00	-	0.04	-	-	0.00	0.00	0.00	-	0.47	-	-	-	2,700					
2,750	0.00	0.00	0.00	-	450.00	-	-	0.00	0.00	0.00	-	453.00	-	-	-	0.00	0.00	0.00	-	0.02	-	-	0.00	0.00	0.00	-	1.00	-	-	-	2,750					
2,800	0.00	0.00	0.00	-	400.00	-	-	0.00	0.00	0.00	-	405.00	-	-	-	0.00	0.00	0.00	-	0.01	-	100	0.00	0.00	0.00	-	2.10	-	-	-	2,800					
2,850	0.00	0.00	0.00	-	350.00	-	-	0.00	0.00	0.00	-	357.00	-	-	-	0.00	0.00	0.00	-	0.02	-	20	0.00	0.00	0.00	-	4.00	-	-	-	2,850					
2,900	0.00	0.00	0.00	-	300.00	-	-	0.00	0.00	0.00	-	310.00	-	19	-	0.00	0.00	0.00	-	0.09	-	20	0.00	0.00	0.00	-	7.30	-	20	-	2,900					
2,950	0.00	0.00	0.00	-	251.00	-	82	0.00	0.00	0.00	-	265.00	-	20	-	0.00	0.00	0.00	-	0.41	-	12	0.00	0.00	0.00	-	12.50	-	-	-	2,950					
3,000	0.00	0.00	0.00	-	202.00	-	86	0.00	0.00	0.00	-	223.00	-	41	-	0.00	0.00	0.00	-	1.50	-	126	0.00	0.00	0.00	-	20.00	-	20	-	3,000					
3,050	0.00	0.00	0.00	-	155.00	-	38	0.00	0.00	0.00	-	184.00	-	20	-	0.00	0.00	0.00	-	4.50	-	81	0.00	0.00	0.00	-	30.75	-	29	-	3,050					
3,100	0.00	0.00	0.00	-	112.00	-	67	0.00	0.00	0.00	-	148.00	-	20	-	0.00	0.00	0.00	-	11.25	-	131	36.50	36.50	36.50	36.50	36.50	20	40	-	3,100					
3,150	90.00	90.00	90.00	90.00	90.00	1	218	122.00	122.00	122.00	122.00	122.00	20	20	-	15.25	90.00	15.25	15.25	15.25	20	91	56.00	56.00	56.00	56.00	56.00	20	101	-	3,150					
3,200	52.50	54.50	52.50	54.00	54.00	4	70	97.50	97.50	93.50	94.50	94.50	540	2	-	0.00	54.50	0.00	-	45.25	-	20	71.50	72.50	70.50	71.50	71.50	560	1	-	3,200					
3,250	17.75	17.75	17.75	17.75	17.75	1	6	70.50	70.50	68.00	68.00	68.00	40	-	-	0.00	17.75	0.00	-	75.00	-	-	100.00	100.00	98.00	98.00	98.00	60	-	-	3,250					
3,300	0.00	0.00	0.00	-	12.25	-	-	0.00	0.00	0.00	-	50.00	-	-	-	0.00	0.00	0.00	-	112.00	-	-	0.00	0.00	0.00	-	146.00	-	-	-	3,300					

FTSE/Athex Large Cap

(Trade Unit: 1 Index Point x 2€ - Exercise Style: European, Cash Settlement)

Call Options															Put Options																				
July 2023								August 2023							Other Months		July 2023					August 2023						Other Months		Exercise Price					
Exercise Price	Open price	Price max	Price min	Last price	Closing price	Volume	Open Interest	Open price	Price max	Price min	Last price	Closing price	Volume	Open Interest	Volume	Open Interest	Open price	Price max	Price min	Last price	Closing price	Volume	Open Interest	Open price	Price max	Price min	Last price	Closing price	Volume		Open Interest	Volume	Open Interest		
3,350	0.00	0.00	0.00	-	5.40	-	-	0.00	0.00	0.00	-	35.75	-	-			0.00	0.00	0.00	-	155.00	-	-	0.00	0.00	0.00	-	182.00	-	-			3,350		
3,400	0.00	0.00	0.00	-	2.10	-	-	0.00	0.00	0.00	-	25.00	-	-			0.00	0.00	0.00	-	202.00	-	-	0.00	0.00	0.00	-	221.00	-	-			3,400		
3,450	0.00	0.00	0.00	-	0.73	-	-	0.00	0.00	0.00	-	17.00	-	-			0.00	0.00	0.00	-	250.00	-	-	0.00	0.00	0.00	-	263.00	-	-			3,450		
Totals:						6	567							600	142	0	0							20	601							660	211	0	0
Number of Trades:						5							44	0								1							30	0					

ALPHA SERVICES HOLD (CR)

(Contract Size: 100 Securities, Exercise Style: American, Physical Delivery)

Call Options															Put Options																		
Exercise Price	July 2023						August 2023						Other Months		July 2023					August 2023					Other Months		Exercise Price						
	Open price	Price max	Price min	Last price	Closing price	Volume	Open Interest	Open price	Price max	Price min	Last price	Closing price	Volume	Open Interest	Volume	Open Interest	Open price	Price max	Price min	Last price	Closing price	Volume	Open Interest	Open price	Price max	Price min		Last price	Closing price	Volume	Open Interest	Volume	Open Interest
0.550						-	-						-	-									-	-									0.006
0.600						-	-						-	-									-	-									0.006
0.650						-	-						-	-									-	-									0.007
0.700						-	-						-	-									-	-									0.007
0.750						-	-						-	-									-	-									0.008
0.800	0.000	0.000	0.000		0.780	-	-						-	-			0.000	0.000	0.000		0.002	-	-									0.008	
0.850	0.000	0.000	0.000		0.730	-	-	0.000	0.000	0.000		0.732	-	-		0.000	0.000	0.000		0.001	-	-	0.000	0.000	0.000	0.001	-	-				0.009	
0.900	0.000	0.000	0.000		0.680	-	-	0.000	0.000	0.000		0.682	-	-		0.000	0.000	0.000		0.001	-	-	0.000	0.000	0.000	0.001	-	-				0.009	
0.950	0.000	0.000	0.000		0.631	-	-	0.000	0.000	0.000		0.632	-	-		0.000	0.000	0.000		0.001	-	-	0.000	0.000	0.000	0.001	-	-				0.010	
1.000	0.000	0.000	0.000		0.581	-	-	0.000	0.000	0.000		0.582	-	-		0.000	0.000	0.000		0.001	-	-	0.000	0.000	0.000	0.002	-	-				0.010	
1.100	0.000	0.000	0.000		0.481	-	-	0.000	0.000	0.000		0.483	-	-		0.000	0.000	0.000		0.001	-	-	0.000	0.000	0.000	0.001	-	-				0.011	
1.200	0.000	0.000	0.000		0.381	-	-	0.000	0.000	0.000		0.384	-	-		0.000	0.000	0.000		0.001	-	-	0.000	0.000	0.000	0.001	-	-				0.012	
1.300	0.000	0.000	0.000		0.282	-	-	0.000	0.000	0.000		0.289	-	-		0.000	0.000	0.000		0.001	-	-	0.000	0.000	0.000	0.006	-	-				0.013	
1.400	0.000	0.000	0.000		0.188	-	5	0.000	0.000	0.000		0.203	-	-		0.000	0.000	0.000		0.007	-	-	0.000	0.000	0.000	0.020	-	-				0.014	
1.500	0.000	0.000	0.000		0.108	-	10	0.000	0.000	0.000		0.132	-	-		0.000	0.000	0.000		0.027	-	-	0.000	0.000	0.000	0.049	-	-				0.015	
1.600	0.000	0.000	0.000		0.052	-	-	0.000	0.000	0.000		0.078	-	-		0.000	0.000	0.000		0.071	-	-	0.000	0.000	0.000	0.095	-	-				0.016	
1.700	0.000	0.000	0.000		0.021	-	-	0.000	0.000	0.000		0.042	-	-		0.000	0.000	0.000		0.140	-	-	0.000	0.000	0.000	0.159	-	-				0.017	
1.800	0.000	0.000	0.000		0.007	-	-	0.000	0.000	0.000		0.021	-	-		0.000	0.000	0.000		0.226	-	-	0.000	0.000	0.000	0.238	-	-				0.018	
1.900	0.000	0.000	0.000		0.002	-	-	0.000	0.000	0.000		0.010	-	-		0.000	0.000	0.000		0.321	-	-	0.000	0.000	0.000	0.327	-	-				0.019	
2.000	0.000	0.000	0.000		0.003	-	-	0.000	0.000	0.000		0.004	-	-		0.000	0.000	0.000		0.420	-	-	0.000	0.000	0.000	0.422	-	-				0.020	
2.200	0.000	0.000	0.000		0.001	-	-	0.000	0.000	0.000		0.001	-	-		0.000	0.000	0.000		0.620	-	-	0.000	0.000	0.000	0.620	-	-				0.022	
Totals:						0	15						0	0							0	0											
Number of Trades:						0							0								0.00						0						

NATIONAL BANK (CR)

(Contract Size: 100 Securities, Exercise Style: American, Physical Delivery)

Call Options																Put Options																	
Exercise Price	July 2023						August 2023						Other Months		July 2023						August 2023						Other Months		Exercise Price				
	Open price	Price max	Price min	Last price	Closing price	Volume	Open Interest	Open price	Price max	Price min	Last price	Closing price	Volume	Open Interest	Volume	Open Interest	Open price	Price max	Price min	Last price	Closing price	Volume	Open Interest	Open price	Price max	Price min	Last price	Closing price		Volume	Open Interest	Volume	Open Interest
2.000						-	-						-	-									-	-									0.020
2.200						-	-						-	-									-	-									0.022
2.400						-	-						-	-									-	-									0.024
2.600						-	-						-	-									-	-									0.026
2.800						-	-						-	-									-	-									0.028
3.000						-	-						-	-									-	-									0.030
3.200	0.000	0.000	0.000		3.15	-	-						-	-			0.000	0.000	0.000		0.001	-	-										0.032
3.400	0.000	0.000	0.000		2.95	-	-						-	-			0.000	0.000	0.000		0.001	-	-										0.034
3.600	0.000	0.000	0.000		2.75	-	-	0.000	0.000	0.000		2.76	-	-			0.000	0.000	0.000		0.001	-	-	0.000	0.000	0.000		0.001	-	-			0.036
3.800	0.000	0.000	0.000		2.55	-	-	0.000	0.000	0.000		2.56	-	-			0.000	0.000	0.000		0.001	-	-	0.000	0.000	0.000		0.001	-	-			0.038
4.000	0.000	0.000	0.000		2.35	-	-	0.000	0.000	0.000		2.36	-	-			0.000	0.000	0.000		0.001	-	-	0.000	0.000	0.000		0.001	-	-			0.040
4.400	0.000	0.000	0.000		1.95	-	-	0.000	0.000	0.000		1.96	-	-			0.000	0.000	0.000		0.001	-	-	0.000	0.000	0.000		0.001	-	-			0.044
4.800	0.000	0.000	0.000		1.55	-	-	0.000	0.000	0.000		1.57	-	-			0.000	0.000	0.000		0.001	-	-	0.000	0.000	0.000		0.005	-	-			0.048
5.200	0.000	0.000	0.000		1.15	-	-	0.000	0.000	0.000		1.19	-	-			0.000	0.000	0.000		0.003	-	-	0.000	0.000	0.000		0.024	-	-			0.052
5.600	0.000	0.000	0.000		0.759	-	-	0.000	0.000	0.000		0.839	-	-			0.000	0.000	0.000		0.006	-	10	0.000	0.000	0.000		0.077	-	-			0.056
6.000	0.000	0.000	0.000		0.405	-	8	0.000	0.000	0.000		0.550	-	5			0.000	0.000	0.000		0.052	-	-	0.000	0.000	0.000		0.188	-	-			0.060
6.400	0.000	0.000	0.000		0.158	-	-	0.000	0.000	0.000		0.330	-	-			0.000	0.000	0.000		0.205	-	-	0.000	0.000	0.000		0.368	-	-			0.064
6.800	0.000	0.000	0.000		0.042	-	-	0.000	0.000	0.000		0.183	-	-			0.000	0.000	0.000		0.489	-	-	0.000	0.000	0.000		0.620	-	-			0.068
7.200	0.000	0.000	0.000		0.007	-	-	0.000	0.000	0.000		0.093	-	-			0.000	0.000	0.000		0.855	-	-	0.000	0.000	0.000		0.931	-	-			0.072
7.600	0.000	0.000	0.000		0.001	-	-	0.000	0.000	0.000		0.044	-	-			0.000	0.000	0.000		1.25	-	-	0.000	0.000	0.000		1.28	-	-			0.076
8.000	0.000	0.000	0.000		0.001	-	-	0.000	0.000	0.000		0.018	-	-			0.000	0.000	0.000		1.65	-	-	0.000	0.000	0.000		1.66	-	-			0.080
8.400	0.000	0.000	0.000		0.001	-	-	0.000	0.000	0.000		0.008	-	-			0.000	0.000	0.000		2.05	-	-	0.000	0.000	0.000		2.05	-	-			0.084
Totals:						0	8					0	5	0	0							0	10							0	0	0	270
Number of Trades:						0						0		0									0.00							0		0	

OPAP (CR)

(Contract Size: 100 Securities, Exercise Style: American, Physical Delivery)

Call Options														Put Options																		
July 2023							August 2023							Other Months		July 2023							August 2023							Other Months		Exercise Price
Open price	Price max	Price min	Last price	Closing price	Volume	Open Interest	Open price	Price max	Price min	Last price	Closing price	Volume	Open Interest	Volume	Open Interest	Open price	Price max	Price min	Last price	Closing price	Volume	Open Interest	Open price	Price max	Price min	Last price	Closing price	Volume	Open Interest	Volume	Open Interest	
8.800					-	-						-	-									-	-						-	-		0.088
9.200					-	-						-	-									-	-						-	-		0.092
9.600					-	-						-	-									-	-						-	-		0.096
9.730	0.000	0.000	0.000	6.47	-	-						-	-			0.000	0.000	0.000	0.001	-	-							-	-		0.097	
10.000					-	-						-	-									-	-						-	-		0.100
10.710	0.000	0.000	0.000	5.49	-	-						-	-			0.000	0.000	0.000	0.001	-	-							-	-		0.107	
11.000	0.000	0.000	0.000	5.20	-	-	0.000	0.000	0.000	5.21	-	-			0.000	0.000	0.000	0.001	-	-	0.000	0.000	0.000	0.005	-	-					0.110	
11.680	0.000	0.000	0.000	4.52	-	-						-	-			0.000	0.000	0.000	0.001	-	-							-	-		0.117	
12.000	0.000	0.000	0.000	4.20	-	-	0.000	0.000	0.000	4.22	-	-			0.000	0.000	0.000	0.001	-	-	0.000	0.000	0.000	0.001	-	-					0.120	
12.650	0.000	0.000	0.000	3.55	-	-						-	-			0.000	0.000	0.000	0.001	-	-							-	-		0.127	
13.000	0.000	0.000	0.000	3.20	-	-	0.000	0.000	0.000	3.22	-	-			0.000	0.000	0.000	0.001	-	-	0.000	0.000	0.000	0.001	-	-					0.130	
13.630	0.000	0.000	0.000	2.57	-	-						-	-			0.000	0.000	0.000	0.001	-	-							-	-		0.136	
14.000	0.000	0.000	0.000	2.20	-	-	0.000	0.000	0.000	2.24	-	-			0.000	0.000	0.000	0.003	-	-	0.000	0.000	0.000	0.016	-	-					0.140	
14.600	0.000	0.000	0.000	1.60	-	-						-	-			0.000	0.000	0.000	0.001	-	15						-	-			0.146	
15.000	0.000	0.000	0.000	1.21	-	-	0.000	0.000	0.000	1.33	-	-			0.000	0.000	0.000	0.009	-	-	0.000	0.000	0.000	0.110	-	-					0.150	
15.570	0.000	0.000	0.000	0.692	-	60						-	-			0.000	0.000	0.000	0.063	-	-						-	-			0.156	
16.000	0.000	0.000	0.000	0.381	-	-	0.000	0.000	0.000	0.638	-	-			0.000	0.000	0.000	0.182	-	-	0.000	0.000	0.000	0.416	-	-					0.160	
16.550	0.000	0.000	0.000	0.135	-	6						-	-			0.000	0.000	0.000	0.487	-	-						-	-			0.166	
17.000	0.000	0.000	0.000	0.044	-	-	0.000	0.000	0.000	0.231	-	15			0.000	0.000	0.000	0.847	-	-	0.000	0.000	0.000	1.01	-	-					0.170	
17.520	0.000	0.000	0.000	0.009	-	-						-	-			0.000	0.000	0.000	1.33	-	-						-	-			0.175	
18.000	0.000	0.000	0.000	0.001	-	-	0.000	0.000	0.000	0.064	-	-			0.000	0.000	0.000	1.81	-	-	0.000	0.000	0.000	1.85	-	-					0.180	
18.490	0.000	0.000	0.000	0.001	-	-						-	-			0.000	0.000	0.000	2.30	-	-						-	-			0.185	
19.000	0.000	0.000	0.000	0.001	-	-	0.000	0.000	0.000	0.012	-	-			0.000	0.000	0.000	2.81	-	-	0.000	0.000	0.000	2.81	-	-					0.190	
19.470	0.000	0.000	0.000	0.001	-	-						-	-			0.000	0.000	0.000	3.28	-	-						-	-			0.195	
20.000	0.000	0.000	0.000	0.001	-	-	0.000	0.000	0.000	0.002	-	-			0.000	0.000	0.000	3.81	-	-	0.000	0.000	0.000	3.81	-	-					0.200	
21.410	0.000	0.000	0.000	0.001	-	-						-	-			0.000	0.000	0.000	5.22	-	-						-	-			0.214	
22.000	0.000	0.000	0.000	0.001	-	-	0.000	0.000	0.000	0.003	-	-			0.000	0.000	0.000	5.81	-	-	0.000	0.000	0.000	5.81	-	-					0.220	
23.360	0.000	0.000	0.000	0.001	-	-						-	-			0.000	0.000	0.000	7.17	-	-						-	-			0.234	
24.000					-	-	0.000	0.000	0.000	0.001	-	-									-	-	0.000	0.000	0.000	7.81	-	-			0.240	
Totals:					0	66						0	15	0	0						0	15					0	5	0	0		
Number of Trades:					0							0		0							0.00						0		0			

OTE (CR)

(Contract Size: 100 Securities, Exercise Style: American, Physical Delivery)

Exercise Price	Call Options													Put Options																		
	July 2023						August 2023						Other Months		July 2023						August 2023						Other Months		Exercise Price			
	Open price	Price max	Price min	Last price	Closing price	Volume	Open Interest	Open price	Price max	Price min	Last price	Closing price	Volume	Open Interest	Volume	Open Interest	Open price	Price max	Price min	Last price	Closing price	Volume	Open Interest	Open price	Price max	Price min	Last price	Closing price		Volume	Open Interest	Volume
9.200	0.000	0.000	0.000	6.01	-	-	0.000	0.000	0.000	5.62	-	-	0.000	0.000	0.000	0.001	-	-	0.000	0.000	0.000	0.001	-	-	0.000	0.000	0.000	0.001		-	-	0.092
9.600	0.000	0.000	0.000	5.61	-	-	0.000	0.000	0.000	5.22	-	-	0.000	0.000	0.000	0.001	-	-	0.000	0.000	0.000	0.001	-	-	0.000	0.000	0.000	0.001	-	-	0.096	
10.000	0.000	0.000	0.000	5.21	-	-	0.000	0.000	0.000	4.22	-	-	0.000	0.000	0.000	0.001	-	-	0.000	0.000	0.000	0.001	-	-	0.000	0.000	0.000	0.001	-	-	0.100	
11.000	0.000	0.000	0.000	4.21	-	-	0.000	0.000	0.000	3.23	-	-	0.000	0.000	0.000	0.001	-	-	0.000	0.000	0.000	0.001	-	-	0.000	0.000	0.000	0.001	-	-	0.110	
12.000	0.000	0.000	0.000	3.21	-	-	0.000	0.000	0.000	2.23	-	-	0.000	0.000	0.000	0.001	-	-	0.000	0.000	0.000	0.001	-	-	0.000	0.000	0.000	0.005	-	-	0.120	
13.000	0.000	0.000	0.000	2.21	-	-	0.000	0.000	0.000	1.29	-	-	0.000	0.000	0.000	0.004	-	-	0.000	0.000	0.000	0.062	-	-	0.000	0.000	0.000	0.062	-	-	0.130	
14.000	0.000	0.000	0.000	1.21	-	1	0.000	0.000	0.000	0.563	-	-	0.000	0.000	0.000	0.152	-	-	0.000	0.000	0.000	0.333	-	-	0.000	0.000	0.000	0.333	-	-	0.140	
15.000	0.000	0.000	0.000	0.360	-	20	0.000	0.000	0.000	0.168	-	-	0.000	0.000	0.000	0.825	-	-	0.000	0.000	0.000	0.941	-	-	0.000	0.000	0.000	0.941	-	-	0.150	
16.000	0.000	0.000	0.000	0.031	-	-	0.000	0.000	0.000	0.033	-	-	0.000	0.000	0.000	1.80	-	-	0.000	0.000	0.000	1.81	-	-	0.000	0.000	0.000	1.81	-	-	0.160	
17.000	0.000	0.000	0.000	0.002	-	-	0.000	0.000	0.000	0.004	-	-	0.000	0.000	0.000	2.80	-	-	0.000	0.000	0.000	2.80	-	-	0.000	0.000	0.000	2.80	-	-	0.170	
18.000	0.000	0.000	0.000	0.002	-	-	0.000	0.000	0.000	0.001	-	-	0.000	0.000	0.000	3.80	-	-	0.000	0.000	0.000	3.80	-	-	0.000	0.000	0.000	3.80	-	-	0.180	
19.000	0.000	0.000	0.000	0.001	-	-	0.000	0.000	0.000	0.001	-	-	0.000	0.000	0.000	4.80	-	-	0.000	0.000	0.000	4.80	-	-	0.000	0.000	0.000	4.80	-	-	0.190	
20.000	0.000	0.000	0.000	0.001	-	-	0.000	0.000	0.000	0.001	-	-	0.000	0.000	0.000	6.80	-	-	0.000	0.000	0.000	6.80	-	-	0.000	0.000	0.000	6.80	-	-	0.200	
22.000	0.000	0.000	0.000	0.001	-	-	0.000	0.000	0.000	0.001	-	-	0.000	0.000	0.000				0.000	0.000	0.000				0.000	0.000	0.000				0.220	
Totals:						0	21						0	0	0	0	5						0	0	0	0	0	0	0	0	0	
Number of Trades:						0							0	0	0	0.00							0			0			0			

PIRAEUS FINANCIAL HOLD (CR)

(Contract Size: 100 Securities, Exercise Style: American, Physical Delivery)

Call Options														Put Options																		
July 2023							August 2023							Other Months		July 2023							August 2023							Other Months		Exercise Price
Open price	Price max	Price min	Last price	Closing price	Volume	Open Interest	Open price	Price max	Price min	Last price	Closing price	Volume	Open Interest	Volume	Open Interest	Open price	Price max	Price min	Last price	Closing price	Volume	Open Interest	Open price	Price max	Price min	Last price	Closing price	Volume	Open Interest	Volume	Open Interest	
0.750					-	-						-	-									-	-									0.008
0.800					-	-						-	-									-	-									0.008
0.850					-	-						-	-									-	-									0.009
0.900					-	-						-	-									-	-									0.009
0.950					-	-						-	-									-	-									0.010
1.000					-	-						-	-									-	-									0.010
1.100					-	-						-	-									-	-									0.011
1.200					-	-						-	-									-	-									0.012
1.300					-	-						-	-									-	-									0.013
1.400					-	-						-	-									-	-									0.014
1.500					-	-						-	-									-	-									0.015
1.600	0.000	0.000	0.000	1.70								-	-			0.000	0.000	0.000	0.001			-	-									0.016
1.700	0.000	0.000	0.000	1.60			0.000	0.000	0.000	1.60						0.000	0.000	0.000	0.001			-	-	0.000	0.000	0.000	0.001					0.017
1.800	0.000	0.000	0.000	1.50			0.000	0.000	0.000	1.50						0.000	0.000	0.000	0.001			-	-	0.000	0.000	0.000	0.001					0.018
1.900	0.000	0.000	0.000	1.40			0.000	0.000	0.000	1.40						0.000	0.000	0.000	0.001			-	-	0.000	0.000	0.000	0.001					0.019
2.000	0.000	0.000	0.000	1.30			0.000	0.000	0.000	1.30						0.000	0.000	0.000	0.001			-	-	0.000	0.000	0.000	0.001					0.020
2.200	0.000	0.000	0.000	1.10			0.000	0.000	0.000	1.10						0.000	0.000	0.000	0.001			-	-	0.000	0.000	0.000	0.001					0.022
2.400	0.000	0.000	0.000	0.901			0.000	0.000	0.000	0.906						0.000	0.000	0.000	0.001			-	-	0.000	0.000	0.000	0.001					0.024
2.600	0.000	0.000	0.000	0.701			0.000	0.000	0.000	0.712						0.000	0.000	0.000	0.005			-	-	0.000	0.000	0.000	0.006					0.026
2.800	0.000	0.000	0.000	0.502			0.620	0.620	0.620	0.620	0.620	1	1			0.000	0.000	0.000	0.001			-	-	0.000	0.000	0.000	0.023					0.028
3.000	0.000	0.000	0.000	0.312			0.000	0.000	0.000	0.368						0.000	0.000	0.000	0.010			-	-	0.000	0.000	0.000	0.062					0.030
3.200	0.000	0.000	0.000	0.155		150	0.000	0.000	0.000	0.237			3			0.000	0.000	0.000	0.053			-	-	0.000	0.000	0.000	0.131					0.032
3.400	0.000	0.000	0.000	0.057			0.000	0.000	0.000	0.142						0.000	0.000	0.000	0.155			-	-	0.000	0.000	0.000	0.235					0.034
3.600	0.000	0.000	0.000	0.015			0.000	0.000	0.000	0.078						0.000	0.000	0.000	0.313			-	-	0.000	0.000	0.000	0.372					0.036
3.800	0.000	0.000	0.000	0.003			0.000	0.000	0.000	0.040						0.000	0.000	0.000	0.502			-	-	0.000	0.000	0.000	0.534					0.038
4.000	0.000	0.000	0.000	0.001			0.000	0.000	0.000	0.019						0.000	0.000	0.000	0.700			-	-	0.000	0.000	0.000	0.713					0.040
4.400	0.000	0.000	0.000	0.001			0.000	0.000	0.000	0.004						0.000	0.000	0.000	1.10			-	-	0.000	0.000	0.000	1.10					0.044
4.800	0.000	0.000	0.000	0.001			0.000	0.000	0.000	0.001						0.000	0.000	0.000	1.50			-	-	0.000	0.000	0.000	1.50					0.048
Totals:					0	150						1	4	0	0						0	0						0	0	0	0	
Number of Trades:					0							1		0								0.00						0		0		

PPC (CR)

(Contract Size: 100 Securities, Exercise Style: American, Physical Delivery)

Call Options															Put Options																		
Exercise Price	July 2023						August 2023						Other Months		July 2023					August 2023					Other Months		Exercise Price						
	Open price	Price max	Price min	Last price	Closing price	Volume	Open Interest	Open price	Price max	Price min	Last price	Closing price	Volume	Open Interest	Volume	Open Interest	Open price	Price max	Price min	Last price	Closing price	Volume	Open Interest	Open price	Price max	Price min		Last price	Closing price	Volume	Open Interest	Volume	Open Interest
3.600						-	-																										0.036
3.800						-	-																										0.038
4.000						-	-																										0.040
4.400						-	-																										0.044
4.800						-	-																										0.048
5.200						-	-																										0.052
5.600						-	-																										0.056
6.000	0.000	0.000	0.000		4.40	-	-	0.000	0.000	0.000		4.41	-	-		0.000	0.000	0.000		0.001	-	-		0.000	0.000	0.000		0.001	-	-		0.060	
6.400	0.000	0.000	0.000		4.00	-	-	0.000	0.000	0.000		4.01	-	-		0.000	0.000	0.000		0.001	-	-		0.000	0.000	0.000		0.001	-	-		0.064	
6.800	0.000	0.000	0.000		3.60	-	-	0.000	0.000	0.000		3.61	-	-		0.000	0.000	0.000		0.001	-	-		0.000	0.000	0.000		0.001	-	-		0.068	
7.200	0.000	0.000	0.000		3.20	-	-	0.000	0.000	0.000		3.22	-	-		0.000	0.000	0.000		0.001	-	-		0.000	0.000	0.000		0.001	-	-		0.072	
7.600	0.000	0.000	0.000		2.80	-	-	0.000	0.000	0.000		2.82	-	-		0.000	0.000	0.000		0.003	-	-		0.000	0.000	0.000		0.004	-	-		0.076	
8.000	0.000	0.000	0.000		2.40	-	-	0.000	0.000	0.000		2.43	-	-		0.000	0.000	0.000		0.001	-	-		0.000	0.000	0.000		0.011	-	-		0.080	
8.400	0.000	0.000	0.000		2.00	-	-	0.000	0.000	0.000		2.05	-	-		0.000	0.000	0.000		0.001	-	-		0.000	0.000	0.000		0.030	-	-		0.084	
8.800	0.000	0.000	0.000		1.61	-	-	0.000	0.000	0.000		1.68	-	-		0.000	0.000	0.000		0.002	-	-		0.000	0.000	0.000		0.066	-	-		0.088	
9.200	0.000	0.000	0.000		1.22	-	22	0.000	0.000	0.000		1.35	-	-		0.000	0.000	0.000		0.010	-	6		0.000	0.000	0.000		0.127	-	-		0.092	
9.600	0.000	0.000	0.000		0.847	-	5	0.000	0.000	0.000		1.04	-	22		0.000	0.000	0.000		0.041	-	5		0.000	0.000	0.000		0.224	-	-		0.096	
10.000	0.000	0.000	0.000		0.529	-	30	0.000	0.000	0.000		0.783	-	-		0.000	0.000	0.000		0.123	-	20		0.000	0.000	0.000		0.363	-	-		0.100	
11.000	0.000	0.000	0.000		0.089	-	7	0.000	0.000	0.000		0.335	-	13		0.000	0.000	0.000		0.684	-	-		0.000	0.000	0.000		0.915	-	-		0.110	
12.000	0.000	0.000	0.000		0.006	-	-	0.000	0.000	0.000		0.116	-	-		0.000	0.000	0.000		1.60	-	-		0.000	0.000	0.000		1.70	-	-		0.120	
13.000	0.000	0.000	0.000		0.001	-	-	0.000	0.000	0.000		0.033	-	-		0.000	0.000	0.000		2.60	-	-		0.000	0.000	0.000		2.62	-	-		0.130	
14.000	0.000	0.000	0.000		0.001	-	-	0.000	0.000	0.000		0.008	-	-		0.000	0.000	0.000		3.60	-	-		0.000	0.000	0.000		3.60	-	-		0.140	
15.000	0.000	0.000	0.000		0.001	-	-	0.000	0.000	0.000		0.002	-	-		0.000	0.000	0.000		4.60	-	-		0.000	0.000	0.000		4.60	-	-		0.150	
Totals:						0	64						0	35	0	0						0	31					0	64	0	0		
Number of Trades:						0							0		0							0.00					0		0				

Lending Products	Underlying Title	Multilateral Transactions[1]					Bilateral Transactions[2]		Stock Borrowing through OTC (volume)[3]
		Open Interest[5]	Volume(Offered)	Average Weighted	Transactions volume	Average Weighted	Transactions Volume	Average Weighted	Transactions Volume
ADMIEBOR	ADMIE (IPTO) HOLDING S.A. (CR)	---	---	---	---	---	---	465,203	
AEGNBOR	AEGEAN AIRLINES (CR)	---	---	---	---	---	---	25,094	
ALPHABOR	ALPHA SERVICES HOLD (CR)	200	---	---	---	---	---	58,563,854	
ALMYBOR	ALUMIL (CR)	---	---	---	---	---	---	---	
OTOELBOR	AUTOHELLAS SA (CR)	---	---	---	---	---	---	210,838	
AVAXBOR	AVAX S.A. (CR)	---	---	---	---	7,000	0.01%	---	
EEEBOR	CC HBC AG (CR)	2,661	---	---	---	---	---	47,768	
CENERBOR	CENERGY HOLDINGS (CB)	750	---	---	---	---	---	---	
ELLAKTORBOR	ELLAKTOR (CR)	3,260	---	---	---	---	---	169,665	
ELHABOR	ELVALHALCOR (CR)	1,147	---	---	---	---	---	64,887	
EUROBBOR	EUROBANK HOLDINGS (CR)	15,000	---	---	---	---	---	34,090,778	
EYDAPBOR	EYDAP S.A. (CR)	1,001	---	---	---	---	---	236,728	
FFGRPBOR	FOLLI FOLLIE (CR)	---	---	---	---	---	---	886,310	
FOYRKBOR	FOURLIS (CR)	---	---	---	---	---	---	11,010	
GEKTERNABOR	GEK TERNA (CR)	---	---	---	---	---	---	1,293	
SARBOR	GR. SARANTIS S.A. (CR)	1,877	---	---	---	---	---	44,431	
EXAEBOR	HELLENIC EXCHANGES-A.S.E. (CR)	4,000	---	---	---	---	---	167,063	
ELPEBOR	HELLENIQ ENERGY (CR)	500	---	---	---	---	---	440,597	
INTRKBOR	INTRACOM HOLDINGS (CR)	---	---	---	---	---	---	---	
INKATBOR	INTRAKAT (CR)	---	---	---	---	---	---	---	
BELABOR	JUMBO SA (CR)	5,598	---	---	---	---	---	201,067	
LAMDABOR	LAMDA DEVELOPMENT SA (CR)	500	---	---	---	---	---	523,171	
MIGBOR	MIG (CR)	1,552	---	---	---	---	---	40,179	
MOHBOR	MOTOR OIL (CR)	19,581	---	---	---	---	---	834,489	
MYTILBOR	MYTILINEOS (CR)	18,122	---	---	---	---	---	185,914	
ETEBOR	NATIONAL BANK (CR)	541	---	---	---	---	---	9,154,583	
OPAPBOR	OPAP (CR)	10,801	---	---	---	---	---	1,591,654	
HTOBOR	OTE (CR)	---	---	---	2,800	6.67%	---	1,628,577	
PPABOR	P.P.A. S.A. (CR)	---	---	---	---	---	---	65,287	
TPEIRBOR	PIRAEUS FINANCIAL HOLD (CR)	5,000	---	---	---	---	---	789,868	
PPCBOR	PPC (CR)	8,200	---	---	---	---	---	1,645,442	

Stock Lending Notes

[1] - Multilateral contracts Lending or Borrowing as per Methods 8-1, 8-2 and 8-3-3 (According to ATHEX BoD Resolution No.17)

[2] - Bilateral Contracts Lending or Borrowing as per Methods 8-3-1 and 8-3-2 (According to ATHEX BoD Resolution No.20)

[3] - The information concerning OTC Stock Borrowing Transactions is based on the statements of the Dematerialised Securities System (DSS) operators involved and refers to volumes that have been registered up until the previous working day.

[4] - Average Price (Volume weighted)

[5] - The Data concerning Open Interest before the start of trading session

Lending Products	Underlying Title	Open Interest[5]	Multilateral Transactions[1]				Bilateral Transactions[2]		Stock Borrowing through OTC (volume)[3]	
			Volume(Offered)	Average Weighted	Transactions volume	Average Weighted	Transactions Volume	Average Weighted	Transactions Volume	
QUALBOR	QUALITY & RELIABILITY SA (CR)	---	---	---	---	---	---	---	---	
QUESTBOR	QUEST HOLDINGS (CR)	300	---	---	---	---	---	---	41,564	
TENERGYBOR	TERNA ENERGY (CR)	1,757	---	---	---	---	---	---	62,800	
TITCBOR	TITAN CEMENT (CB)	3,750	---	---	---	---	---	---	358,921	
VIOBOR	VIOHALCO SA/NV (CB)	934	---	---	---	---	---	---	---	

Stock Lending Notes

[1] - Multilateral contracts Lending or Borrowing as per Methods 8-1, 8-2 and 8-3-3 (According to ATHEX BoD Resolution No.17)

[2] - Bilateral Contracts Lending or Borrowing as per Methods 8-3-1 and 8-3-2 (According to ATHEX BoD Resolution No.20)

[3] - The information concerning OTC Stock Borrowing Transactions is based on the statements of the Dematerialised Securities System (DSS) operators involved and refers to volumes that have been registered up until the previous working day.

[4] - Average Price (Volume weighted)

[5] - The Data concerning Open Interest before the start of trading session

Sectors codification for listed companies

12003-	ETF	10101010	Computer Services
10101015	Software	10102030	Computer Hardware
15101010	Telecommunications Equipment	15102015	Telecommunications Services
20101010	Health Care Facilities	20101025	Health Care Services
20102010	Medical Equipment	20103015	Pharmaceuticals
30101010	Banks	30202000	Diversified Financial Services
30202010	Asset Managers & Custodians	30202015	Investment Services
30204000	Closed End Investments	30302010	Full Line Insurance
30302015	Insurance Brokers	30302025	Property and Casualty Insurance
35101010	Real Estate Holding and Development	35101015	Real Estate Services
35102000	Diversified REITs	35102030	Office REITs
40201040	Rental & Leasing Services: Consumer	40202010	Home Construction
40202015	Household Furnishings	40202020	Household Appliance
40203040	Electronic Entertainment	40203045	Toys
40204020	Clothing & Accessories	40301010	Entertainment
40301030	Publishing	40301035	Radio & TV Broadcasters
40401010	Diversified Retailers	40401020	Apparel Retailers
40401025	Home Improvement Retailers	40401030	Specialty Retailers
40501010	Airlines	40501015	Travel & Tourism
40501020	Casinos & Gambling	40501025	Hotels & Motels
45101015	Distillers & Vintners	45101020	Soft Drinks
45102010	Farming Fishing Ranching & Plantations	45102020	Food Products
45103010	Tobacco	45201010	Food Retailers & Wholesalers
45201020	Personal Products	50101010	Construction
50101020	Building Roof/Wallboard and Plumbing	50101030	Cement
50101035	Building Materials: Other	50202010	Electrical Components
50203000	Diversified Industrials	50203015	Plastics
50203030	Containers & Packaging	50204000	Machinery: Industrial
50204020	Machinery: Construction & Handling	50205010	Industrial Suppliers
50205020	Back Office Support HR & Consulting	50205030	Forms & Bulk Printing Services
50206015	Commercial Vehicles & Parts	50206030	Marine Transportation
50206060	Transportation Services	55101000	Diversified Materials
55101020	Textile Products	55102000	General Mining
55102010	Iron & Steel	55102015	Metal Fabricating
55102035	Aluminum	60101020	Oil Refining and Marketing
65101010	Alternative Electricity	65101015	Conventional Electricity
65102030	Water		



ATHEX
Athens Stock Exchange

Λεωφ. Αθηνών 110 104 42 Αθήνα
110, Athinon Ave. GR 104 42 Athens
tel. (+30)210-33.66.800, fax (+30)210-33.66.101
www.athexgroup.gr