

23

Ημερήσιο Δελτίο
Συναλλακτικής Δραστηριότητας

Daily Official List
of Trading Activity

Monday, 10 July, 2023

Year: 144 Trading Day No: 128



ATHEXGROUP
Athens Exchange Group

Disclaimer:

Hellenic Exchanges-Athens Stock Exchange S.A endeavours to ensure that the data and other material ("Information") presented on the Daily Official List are accurate and complete, but it is not liable for any errors or omissions of data or /and for the accuracy, credibility, updating and completeness of the aforesaid information nor it has any liability arising directly or indirectly from the use of the above Information.

The Company is not liable for the accuracy of the data included in listed companies' announcements. Only the sender of such an announcement is fully and solely liable for any infringement of third party's rights from the content of such announcement. All contents of the Daily Official List are provided only for information purposes and do not constitute investment advice or solicitation to invest in securities or other products listed for trading on the Exchange.

You acknowledge and agree that the Company is the owner of any property rights related to any Information appearing on the Daily Official List including intellectual property rights copyright, trademarks, etc.

The above data are a property of the Hellenic Exchanges-Athens Exchange and are copyright protected. Users are forbidden to reproduce, modify, copy, sale, transmit or redistribute, by all reproduction means and methods, part or the whole of the above data, without reference to their source.

The commercial exploitation of these data is, also, forbidden by third parties. Hellenic Exchanges-Athens Exchange does not carry any responsibility, direct or indirect, derived from usage or accidental alteration of the above data when used by third parties.

Hellenic Exchanges – Athens Stock Exchange S.A.

110 Athinon Ave., 10442 Athens, Tel: (210) 33.66.800, Fax: (210) 32.13.938

www.athexgroup.gr

Thessalonica Stock Exchange Center (T.S.E.C)

16-18 Katouni Str., Thessalonica 546 25 Tel: (2310) 567.667, Fax: (2310) 530.545

Athex Members Guarantee Fund

14-16 Fidiou Str., Athens 106 78, Tel: (210) 33.04.682, Fax: (210) 33.04.155

Hellenic Republic Capital Market Commission

1 Kolokotroni Str. & 1 Stadiou Str., Athens 10562 Tel: (210) 33.77.100 Fax: (210) 33.77.173

Table of Contents

Section 1: Statistical Figures of Securities, Derivatives and Lending

Summary of Markets

Athex Indices

Analytic Figures for Athex Market's Boards and Categories

Trading Details by Athex Sectors and Financial Instruments (ETFs)

Top 10 best & worst performing Shares

Derivatives Summary

Section 2: Analytic Figures of Shares Transactions

Analytic Figures of Shares Transactions

Shares' Notes

Section 3: Figures of Securities Transactions

Securities Blocks Details

Shares Rights Details

Stock Borrowing

Forced Sales Details

Forced Sales Registered Shares

Exchange Traded Funds (ETFs) Characteristics

Section 5: Bonds traded in Fixed Income Assets Market

Convertible Corporate Bonds - Regulated Market

Non Convertible Corporate Bonds - Regulated Market

Government Bonds

Treasury Bills & Zero Coupon Government Bonds

Government Bonds Traded with the Open Outcry Method

State Banks Bonds

Section 6: Additional Infos

Athex & ATHEXClear Members List

List of Stocks under Market Making operations

Section 7: Derivatives Market Analytic Figures

Index Futures

Stock Futures

Index Options

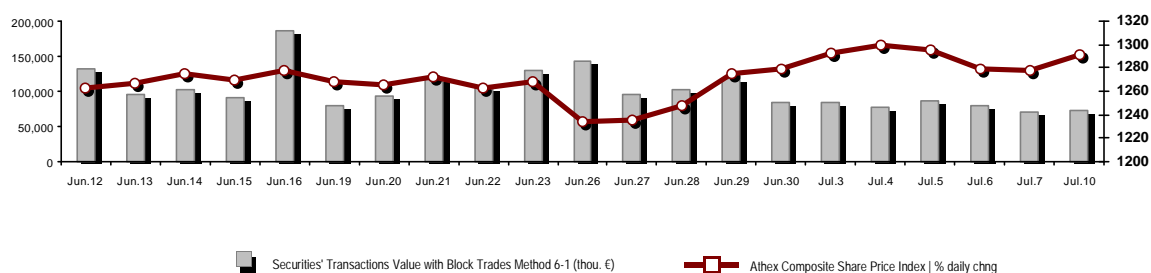
Stock Options

Stock Lending Analytic Figures

Appendix A: Sectors codification for listed companies

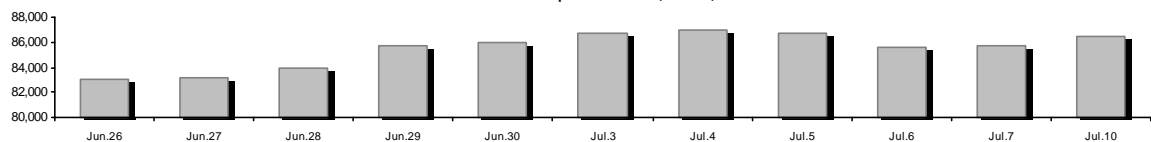
Summary of Markets

Athex Composite Share Price Index vs Shares and Derivatives Transactions Value

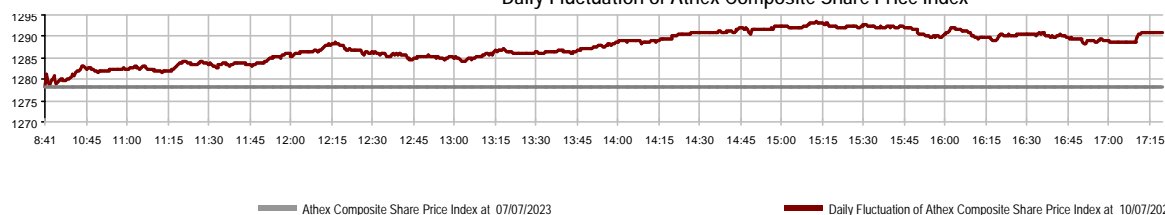


Athex Capitalisation (mill. €)**:	86,498.62		Derivatives Total Open Interest	512,981
Daily change: mill. € %	777.56	0.91%	in Index Futures % daily chng	6,693 2.34%
Yearly Avg Capitalisation: mill. € % chng prev year Avg	76,230.12	20.88%	in Stock Futures % daily chng	504,175 1.82%
Athex Composite Share Price Index % daily chng	1,290.90	0.99%	in Index Options % daily chng	1,377 0.07%
Athex Composite Share Price Index Capitalisation (mill. €)	79,351.60		in Stock Options % daily chng	736 0.00%
Daily change (mill. €)	776.78			
Securities' Transactions Value with Block Trades Method 6-1 (t)	71,928.43		Derivatives Contracts Volume:	23,787
Daily change: %	1,560.30	2.22%	Daily change: pieces %	-562 -2.31%
YTD Avg Trans. Value: thou. € % chng prev year Avg	107,640.04	48.98%	YTD Avg Derivatives Contracts % chng prev year Avg	49,038 42.75%
Blocks Transactions Value of Method 6-1 (thou. €)	9,839.51		Derivatives Trades Number:	1,469
Blocks Transactions Value of Method 6-2 & 6-3 (thou. €)	1.59		Daily change: number %	79 5.68%
Bonds Transactions Value (thou.€)	615.17		YTD Avg Trades number % chng prev year Avg	2,441 18.81%
Securities' Transactions Volume with Block Trades Method 6-1 (tho)	21,673.24		Lending Total Open Interest	191,881
Daily change: thou. pieces %	3,186.02	17.23%	Daily change: pieces %	4,257 2.27%
YTD Avg Volume: % chng prev year Avg	38,433.02	35.56%	Lending Volume (Multilateral/Bilateral)	8,800
Blocks Transactions Volume of Method 6-1 (thou. Pieces)	3,225.08		Daily change: pieces %	-13,457
Blocks Transactions Volume of Method 6-2 & 6-3 (thou. Pieces)	0.21		Multilateral Lending	8,800
Bonds Transactions Volume	640,000		Bilateral Lending	0
Securities' Trades Number with Block Trades Method 6-1	28,119		Lending Trades Number:	1
Daily change: number %	-2,677	-8.69%	Daily change: %	-28
YTD Avg Trades number % chng prev year Avg	36,019	22.44%	Multilateral Lending Trades Number	1
Number of Blocks Method 6-1	15		Bilateral Lending Trades Number	0
Number of Blocks Method 6-2 & 6-3	1			
Number of Bonds Transactions	151			

Athex Capitalisation (mill. €)**



Daily Fluctuation of Athex Composite Share Price Index



Athex Indices

Index name	10/07/2023	07/07/2023	pts.	%	Min	Max	Year min	Year max	Year change
Athex Composite Share Price Index	1,290.90 #	1,278.30	12.60	0.99%	1,278.30	1,293.46	929.79	1,300.87	38.84% #
Athex ESG Index	1,461.74 #	1,446.98	14.76	1.02%	1,446.81	1,466.18	1,057.52	1,477.65	38.20% #
FTSE/Athex Large Cap	3,112.23 #	3,080.06	32.17	1.04%	3,079.64	3,123.16	2,250.77	3,148.66	38.23% #
FTSE/Athex Mid Cap Index	2,081.10 #	2,058.42	22.68	1.10%	2,058.10	2,082.08	1,411.43	2,092.26	47.45% #
FTSE/ATHEX High Dividend Yield Index	3,965.52 #	3,922.97	42.55	1.08%	3,918.68	3,970.66	3,028.28	3,996.41	30.95% #
FTSE/ATHEX Global Traders Index Plus	3,786.57 #	3,742.38	44.19	1.18%	3,727.44	3,789.87	2,616.09	3,824.61	44.74% #
FTSE/ATHEX Mid & Small Cap Factor-Weighted Ind	5,403.06 #	5,400.31	2.75	0.05%	5,395.80	5,445.86	4,353.12	5,445.86	22.92% #
ATHEX Select Index Plus	4,490.49 #	4,425.95	64.54	1.46%	4,425.95	4,492.67	3,071.06	4,505.24	46.22% #
ATHEX Select Index	6,392.66 #	6,355.95	36.71	0.58%	6,352.05	6,447.97	4,343.88	6,447.97	47.16% #
FTSE/Athex Market Index	742.42 #	734.81	7.61	1.04%	734.81	744.34	539.21	748.89	37.65% #
Athex Composite Index Total Return Index	2,330.24 #	2,307.49	22.75	0.99%	2,307.49	2,334.87	1,641.17	2,348.24	41.99% #
FTSE/Athex Large Cap Total Return	5,092.18 #	5,039.54	52.64	1.04%			3,623.42	5,141.46	41.41% #
FTSE/Athex Mid Cap Total Return	2,778.87 #	2,748.59	30.28	1.10%			1,881.61	2,778.87	49.59% #
Hellenic Mid & Small Cap Index	1,887.49 #	1,870.16	17.33	0.93%	1,868.28	1,888.06	1,365.14	1,910.12	38.26% #
FTSE/Athex Banks	1,037.02 #	1,023.28	13.74	1.34%	1,023.28	1,045.44	640.09	1,045.44	61.89% #
FTSE/Athex Financial Services	1,437.96 #	1,383.60	54.36	3.93%	1,383.60	1,437.96	672.72	1,437.96	109.80% #
FTSE/Athex Industrial Goods & Services	7,143.80 #	7,106.31	37.49	0.53%	6,998.89	7,166.24	4,603.86	7,589.36	54.01% #
FTSE/Athex Retail	1,290.04 #	1,267.61	22.43	1.77%	1,254.43	1,290.70	901.21	1,325.80	43.15% #
FTSE/ATHEX Real Estate	4,693.51 €	4,709.54	-16.03	-0.34%	4,603.65	4,745.39	3,750.22	4,814.72	15.23% #
FTSE/Athex Consumer Goods & Services	14,843.52 #	14,464.21	379.31	2.62%	14,352.97	14,862.68	8,974.47	14,923.35	62.09% #
FTSE/Athex Food & Beverage	10,471.90 #	10,379.62	92.28	0.89%	10,312.96	10,472.69	8,101.49	11,188.59	23.69% #
FTSE/Athex Basic Resources	9,217.26 €	9,255.04	-37.78	-0.41%	9,151.63	9,269.28	6,463.31	9,481.05	42.03% #
FTSE/Athex Construction & Materials	4,504.01 #	4,469.82	34.19	0.76%	4,442.47	4,525.70	3,204.90	4,539.09	40.54% #
FTSE/Athex Energy	5,134.04 €	5,141.57	-7.53	-0.15%	5,105.94	5,187.50	4,780.16	5,856.79	2.07% #
FTSE/Athex Travel & Leisure	2,873.14 #	2,828.73	44.41	1.57%	2,828.73	2,896.95	2,196.17	2,938.81	29.58% #
FTSE/Athex Technology	2,791.39 #	2,777.86	13.53	0.49%	2,756.34	2,803.38	2,047.81	2,803.38	35.88% #
FTSE/Athex Telecommunications	4,166.50 #	4,120.51	45.99	1.12%	4,120.51	4,182.81	3,511.53	4,415.99	2.33% #
FTSE/Athex Utilities	5,912.89 €	5,930.89	-18.00	-0.30%	5,910.93	5,959.76	4,598.77	6,158.52	28.58% #
FTSE/Athex Health Care	438.45 #	429.36	9.09	2.12%	429.36	451.88	387.42	469.84	4.67% #
FTSE/Athex Personal Products	7,777.98 #	7,494.36	283.62	3.78%	7,494.36	7,890.39	6,441.87	7,905.24	17.74% #
Athex All Share Index	302.25 #	299.52	2.73	0.91%	302.25	302.25	231.11	304.09	31.28% #
MSCI GREECE REBASED	4,906.78 #	4,861.47	45.31	0.93%	4,853.15	4,935.23	4,125.04	5,007.92	--- -
Hellenic Corporate Bond Index	123.67 #	123.62	0.05	0.04%			118.78	124.10	3.93% #
Hellenic Corporate Bond Price Index	87.93 #	87.91	0.03	0.03%			85.96	88.53	1.98% #

Note 1: FTSE/Med 100, Hellenic Corporate Bond Price Index and Hellenic Corporate Bond Index closing prices refer to the previous trading day of 06/07/2023.

Note 2: The Hellenic Mid & Small Cap Index is a Customized index calculated by the Athens Exchange.

Analytic Figures for Athex Market's Boards and Categories

	Total Traded Securities	Main Market	Surveillance	Exchange Traded Funds (ETFs)
Totals	118	108	9	1
Gain / Lose / Same:	53 / 40 / 25	49 / 38 / 21	3 / 2 / 4	1 / 0 / 0
Athex Capitalisation (mill. €) **	86,498.62	86,126.58	372.05	
Daily Average Trans/ons Value(thou.€)	107,640.04	107,386.67	243.95	57.72
Transactions Value	71,930.02	71,823.11	106.32	0.59
Main Board:	61,796.23	61,689.32	106.32	0.59
Blocks Board 6_2_3:	9,841.10	9,841.10	0.00	0.00
Forced Sales Board:	292.70	292.70	0.00	0.00
Special Terms Board:	0.00	0.00	0.00	0.00
Daily Average Transactions Volume	38,433,022	37,384,239	1,054,202	2,040
Transactions Volume	21,673,451	21,153,097	520,335	19
Main Board:	18,428,522	17,908,168	520,335	19
Blocks Board 6_2_3:	3,225,285	3,225,285	0	0
Forced Sales Board:	19,644	19,644	0	0
Special Terms Board:	0	0	0	0
Daily Average Number of Trades	36,019	35,785	231	3
Number of Trades	28,120	28,008	110	2
Main Board:	28,102	27,990	110	2
Blocks Board 6_2_3:	16	16	0	0
Forced Sales Board:	2	2	0	0
Special Terms Board:	0	0	0	0

Trading Details by Athex Sectors and Financial Instruments (ETFs)

Code	Sectors	Gain / Lose / Same	Number of Trades	Transactions Volume	Transactions Value	% of Total Trans. Value
3010	- Banks	4 / 1 / 1	9,653	13,247,615	29,448,389.33	40.94%
5510	- Basic Resources	5 / 7 / 0	1,146	385,974	1,132,917.26	1.58%
5010	- Construction & Materials	7 / 6 / 2	2,764	2,984,885	8,429,250.25	11.72%
4020	- Consumer Products & Services	6 / 0 / 1	745	204,414	2,807,816.04	3.90%
6010	- Energy	1 / 3 / 0	978	123,146	1,685,034.61	2.34%
12000	- Financial Instruments	1 / 0 / 0	2	19	589.67	0.00%
3020	- Financial Services	2 / 1 / 1	883	297,287	1,707,961.30	2.37%
4510	- Food Beverage & Tobacco	1 / 1 / 4	166	32,688	572,369.97	0.80%
2010	- Health Care	2 / 1 / 0	678	696,546	545,199.85	0.76%
5020	- Industrial Goods & Services	6 / 6 / 5	2,762	753,678	7,663,770.04	10.65%
3030	- Insurance	0 / 0 / 1	16	2,920	12,415.90	0.02%
4030	- Media	0 / 1 / 0	30	11,512	6,143.00	0.01%
4520	- Personal Care, Drug & Grocery Stores	2 / 0 / 1	788	677,288	844,752.29	1.17%
3510	- Real Estate	2 / 3 / 4	668	259,676	1,214,813.76	1.69%
4040	- Retail	4 / 0 / 2	392	102,617	408,161.16	0.57%
1010	- Technology	3 / 5 / 2	1,204	411,375	1,376,670.47	1.91%
1510	- Telecommunications	2 / 0 / 0	1,397	326,805	4,829,002.68	6.71%
4050	- Travel & Leisure	4 / 2 / 0	1,573	428,998	3,305,710.08	4.60%
6510	- Utilities	1 / 3 / 1	2,275	726,008	5,939,057.07	8.26%

Top 10 best & worst performing Shares

Main Market

With positive Price change	Closing price	change	With negative Price change	Closing price	change
SPACE HELLAS SA (CR)	8.24	6.46% #	QUALITY & RELIABILITY SA (CR)	0.746	-3.12% €
AEGEAN AIRLINES (CR)	11.6	4.13% #	ILYDA S.A. (CR)	1.53	-2.86% €
GR. SARANTIS S.A. (CR)	7.8	4.00% #	UNIBIOS (CR)	0.89	-2.63% €
HELLENIC EXCHANGES-A.S.E. (CR)	5.82	3.93% #	ELINOIL S.A. (CR)	2.34	-2.50% €
LAVIPHARM SA (CR)	0.67	3.08% #	DOMIKI KRITIS SA (CR)	1.18	-1.67% €
PIRAEUS FINANCIAL HOLD (CR)	3.172	2.85% #	THRACE PLASTICS SA (CR)	5.37	-1.10% €
JUMBO SA (CR)	26.5	2.79% #	DIMAND (CR)	12.75	-0.78% €
ELLAKTOR (CR)	2.42	2.76% #	ENTERSOFT (CR)	5.1	-0.78% €
NATIONAL BANK (CR)	6.1	2.52% #	ATTICA HOLDINGS (CR)	2.57	-0.77% €
AVAX S.A. (CR)	1.558	2.50% #	MATHIOS REFRACTORY SA (CR)	1.36	-0.73% €
With the highest Transactions Value	Value (thou. €)	change	With the highest Transactions Volume	Volume	change
PIRAEUS FINANCIAL HOLD (CR)	11,983.50	2.85% #	ALPHA SERVICES HOLD (CR)	5,467,191	1.26% #
ALPHA SERVICES HOLD (CR)	8,392.44	1.26% #	PIRAEUS FINANCIAL HOLD (CR)	3,809,689	2.85% #
MYTILINEOS (CR)	6,302.81	0.45% #	EUROBANK HOLDINGS (CR)	3,335,814	-0.42% €
EUROBANK HOLDINGS (CR)	5,177.15	-0.42% €	INTRAKAT (CR)	2,093,096	1.37% #
INTRAKAT (CR)	5,107.80	1.37% #	LAVIPHARM SA (CR)	642,772	3.08% #
OTE (CR)	4,785.48	1.09% #	NATIONAL BANK (CR)	630,370	2.52% #
NATIONAL BANK (CR)	3,820.00	2.52% #	ELGEKA SA (CR)	607,432	0.00% -
PPC (CR)	2,843.21	-0.39% €	AVAX S.A. (CR)	472,657	2.50% #
JUMBO SA (CR)	2,489.95	2.79% #	OTE (CR)	321,443	1.09% #
TERNA ENERGY (CR)	2,245.00	-0.37% €	ADMIE (IPTO) HOLDING S.A. (CR)	310,350	-0.66% €

Note: Stocks that are not included in the "Under Supervision" category, and the transactions value is more than 10,000 €.

Derivatives Summary

	Number of Trades	Volume	Open Interest
Index Futures	126	712	6,693
FTSE/Athex Banks	4	40	1,323
FTSE/Athex Large Cap	113	432	4,668
MSCI GREECE REBASED	9	240	702
Stock Futures	1,333	22,976	504,175
ADMIE (IPTO) HOLDING S.A. (CR)	15	54	14,997
AEGEAN AIRLINES (CR)	33	147	5,813
ALPHA SERVICES HOLD (CR)	322	13,370	239,880
AUTOHELLAS SA (CR)	1	1	89
AVAX S.A. (CR)	36	129	1,193
CC HBC AG (CR)	19	49	1,535
CENERGY HOLDINGS (CB)	11	59	6,733
ELLAKTOR (CR)	5	9	565
ELVALHALCOR (CR)	6	30	1,993
EUROBANK HOLDINGS (CR)	55	1,563	35,901
EYDAP S.A. (CR)	1	1	946
FOURLIS (CR)	2	16	1,151
GEK TERNA (CR)	5	5	7,544
HELLENIC EXCHANGES-A.S.E. (CR)	118	705	8,774
HELLENIQ ENERGY (CR)	6	22	1,115
INTRACOM HOLDINGS (CR)	24	139	3,544
INTRAKAT (CR)	86	666	10,355
JUMBO SA (CR)	7	17	221
LAMDA DEVELOPMENT SA (CR)	16	68	6,026
MIG (CR)	1	1	59
MOTOR OIL (CR)	31	89	1,496
MYTILINEOS (CR)	62	152	2,757
NATIONAL BANK (CR)	86	528	15,856
OPAP (CR)	11	53	2,562
OTE (CR)	85	393	12,113
P.P.A. S.A. (CR)	0	0	344
PIRAEUS FINANCIAL HOLD (CR)	190	4,365	75,697
PPC (CR)	50	199	26,926
QUEST HOLDINGS (CR)	0	0	129
TERNA ENERGY (CR)	27	61	11,321
TITAN CEMENT (CB)	4	16	720
VIOHALCO SA/NV (CB)	18	69	5,820
Index Options	5	52	1,377
FTSE/Athex Large Cap	5	52	1,377
Stock Options	5	47	736
ALPHA SERVICES HOLD (CR)	0	0	15
NATIONAL BANK (CR)	0	0	293
OPAP (CR)	0	0	101
OTE (CR)	0	0	26
PIRAEUS FINANCIAL HOLD (CR)	0	0	151
PPC (CR)	5	47	150
Total Derivatives Traded	1,469	23,787	512,981

Number of Outstanding Securities	Nominal Value	Dividends [1]			Date of Last Coupon		Note	Shares	Closing price	% change	Previous closing price/date	Open price	Price min	Price max	Last price	Avg price	Last Bid [7]	Last Ask [7]	P/E after tax	Year	Volume	Trades	Transactions Value[8]	Company Mkt Value (thou. €)	Year low	Year high	Sector[4]	
2020	2021	2022	Dividend [2]	Right																								
6,700,000	0.800	0.179	0.047	---	24/08/2022	29/05/2014	---	MILLS KEPENOS (CR)	2.32	---	2.32	07/07/2023	---	---	---	---	1060@2.22	551@2.40	17.14	2022	---	---	---	15,544.00	1.93	2.54	45102020	
18,017,472	0.360	---	---	---	09/09/2022	28/08/2017	---	KTIMA KOSTAS LAZARIDIS SA (CR)	1.88	---	1.88	07/07/2023	1.8	1.8	1.8	1.8	50@1.75	2475@1.80	---	---	25	1	45.00	33,872.85	1.55	1.97	45101015	
21,364,000	1.12	---	---	---	29/07/2019	08/03/2023	---	LAMPASA HOTEL SA (CR)	24.8	---	24.8	07/07/2023	---	---	---	---	100@24.60	100@25.80	---	---	---	---	---	529,827.20	20.6	25.4	40501025	
32,188,050	1.04	---	---	---	21/07/2008	20/01/2000	---	MOUZAKIS (CR)	0.725	---	0.725	07/07/2023	---	---	---	---	200@0.685	400@0.725	---	---	---	---	---	23,336.34	0.65	0.806	55101020	
8,321,682	0.670	---	---	---	17/08/2007	23/11/1999	---	N. LEVENTERIS (CR)	0.306	---	0.306	07/07/2023	---	---	---	---	1200@0.276	1000@0.320	---	2022	---	---	---	3,151.38	0.22	0.364	55102010	
2,160,524	0.670	---	---	---	03/12/2018	23/11/1999	---	N. LEVENTERIS (PR)	0.28	---	0.28	07/07/2023	---	---	---	---	1000@0.252	794@0.308	---	2022	---	---	---	3,151.38	0.218	0.342	55102010	
6,340,000	0.600	0.134	0.17	0.1	09/12/2022	12/01/2023	---	NAKAS MUSIC	2.68	---	2.68	07/07/2023	2.46	2.46	2.88	2.88	2.727	30@2.50	18@2.88	---	---	36	13	98.16	16,991.20	2.16	2.98	40401030
10,080,000	3.00	1.42	1.5	1.45	11/05/2023	27/08/2001	---	TPA SA (CR)	25.4	1.20	25.1	07/07/2023	25.3	25.1	25.5	25.4	25.417	100@24.70	220@25.30	---	---	385	9	9,785.50	256,032.00	22.7	26.3	50206060
27,379,200	0.980	---	---	---	03/07/2020	29/08/2022	---	CRETE PLASTICS SA (CR)	17	---	17	07/07/2023	17	17	17	17	600@16.40	75@17.00	---	---	5	1	85.00	465,446.40	14.7	17.9	50203015	
255,494,534	2.71	0.352	0.279	0.255	16/06/2023	30/09/2021	---	PRODEA (CR)	7.65	---	7.65	07/07/2023	---	---	---	---	200@7.40	19@7.65	---	---	---	---	---	1,954,533.19	7.1	8.6	35102000	
4,181,450	0.500	---	---	---	21/08/2000	05/03/2002	---	FLOUR MILLS SARANTOPOULOS SA	1.12	---	1.12	07/07/2023	1.13	1.13	1.13	1.13	191@1.13	500@1.19	---	---	500	1	565.00	4,683.22	0.875	1.5	45102020	

Exchange Traded Funds (ETFs)

924,675	---	---	---	---	15/06/2016	---	---	ALPHA ETF FTSE Athex Large Cap	31.31	1.33	P	30.9	07/07/2023	31.02	31.02	31.31	31.31	31.035	200@28.10	59@34.00	---	---	19	2	589.67	---	22.5	33.8	12003
---------	-----	-----	-----	-----	------------	-----	-----	--------------------------------	-------	------	---	------	------------	-------	-------	-------	-------	--------	-----------	----------	-----	-----	----	---	--------	-----	------	------	-------

Surveillance

356,314,416	0.660	---	---	---	07/07/2010	21/09/2017	5160	FRIGOGLASS SA (CR)	0.058	-2.52	E	0.0595	07/07/2023	0.0575	0.0575	0.058	0.058	0.05851006@0.058	77500@0.060	---	---	294,350	34	17,062.03	20,666.24	0.05	0.158	50204000	
65,326,268	0.530	---	---	---	04/07/2007	19/07/2006	4750	SATO SA (CR)	0.0375	---	0.0375	07/07/2023	0.039	0.0375	0.039	0.0375	0.03912000@0.035	14998@0.039	---	---	18,000	3	696.00	2,449.74	0.018	0.069	40202015		
13,191,620	0.620	---	---	---	04/08/2010	09/09/2002	5232	YALCO - CONSTANTINOU (CR)	0.149	---	0.149	07/07/2023	---	---	---	---	1850@0.149	1500@0.163	---	---	---	---	---	1,965.55	0.12	0.28	40202020		
13,000,000	1.00	---	---	---	01/08/2007	07/04/2000	5093	AKRITAS SA (CR)	0.422	---	0.422	07/07/2023	0.442	0.442	0.442	0.442	10@0.452	572@0.464	---	---	370	4	163.54	5,486.00	0.414	0.67	50101035		
221,519,681	0.300	---	---	---	02/07/2008	28/02/2011	4957	ANEK LINES SA (CR)	0.27	3.05	P	0.262	07/07/2023	0.264	0.264	0.27	0.27	0.26835000@0.266	6000@0.274	---	---	67,008	18	17,927.71	60,723.70	0.177	0.27	40501015	
312,163	0.300	---	---	---	02/07/2008	28/02/2011	4959	ANEK LINES SA (PR, issue '90)	0.072	---	0.072	07/07/2023	---	---	---	---	29930@0.079	---	---	---	---	---	---	---	60,723.70	0.072	0.086	40501015	
2,969,713	0.300	---	---	---	02/07/2008	28/02/2011	4958	ANEK LINES SA (PR, issue '96)	0.3	---	0.3	07/07/2023	---	---	---	---	---	---	616@0.300	---	---	---	---	---	60,723.70	0.173	0.38	40501015	
17,579,754	4.16	---	---	---	18/08/2006	02/08/2010	---	BIOTER SA (CR)	0.26	4.00	P	0.25	07/07/2023	0.26	0.26	0.26	0.26	0.26	6000@0.252	17993@0.268	---	---	17,806	12	4,629.56	4,570.74	0.198	0.398	50101010
54,654,600	0.050	---	---	---	01/07/1998	30/12/2022	5275	VIS SA (CR)	0.26	---	0.26	07/07/2023	0.26	0.26	0.26	0.26	0.2610000@0.234	4825@0.254	---	2022	175	2	45.50	14,210.20	0.136	0.378	50203030		
51,754,364	0.300	---	---	---	23/12/2003	24/01/2007	5197	SELECTED TEXT. IND. ASSOC (CR)	0.16	6.67	P	0.15	07/07/2023	0.16	0.16	0.16	0.16	0.16	1000@0.150	2500@0.157	---	---	15,500	5	2,480.00	8,280.70	0.11	0.202	55101020
371,337,000	0.300	---	---	---	30/05/2013	01/07/2022	---	INTRALOT (CR)	0.595	-0.83	E	0.6	07/07/2023	0.59	0.59	0.595	0.595	0.591	9134@0.595	12000@0.600	---	---	106,966	31	63,239.27	220,945.52	0.565	0.765	40501020
15,842,391	1.51	---	---	---	15/07/2009	12/05/2000	5141	BITROS HOLDING SA (CR)	0.416	---	0.416	07/07/2023	---	---	---	---	500@0.380	100@0.420	---	---	---	---	---	---	6,590.43	0.398	0.82	55102010	
24,319,250	0.300	---	---	---	09/07/2002	04/07/2007	5165	PROODEFTIKH SA (CR)	0.5	---	0.5	07/07/2023	0.48	0.48	0.48	0.48	840@0.480	2000@0.490	---	---	160	1	76.80	12,159.63	0.4	0.6	50101010		
28,438,268	0.070	---	---	---	21/08/2006	24/11/1999	5253	SPIROYR AGRICULTURE SA (CR)	0.158	---	0.158	07/07/2023	---	---	---	---	2000@0.152	1749@0.173	---	---	---	---	---	---	4,493.25	0.144	0.23	45102010	
1,011,000	1.00	---	---	---	01/07/2004	11/12/2012	5193	TRIA ALFA SA (CR)	9.4	---	9.4	07/07/2023	---	---	---	---	100@8.50	30@9.35	72.00	2022	---	---	---	---	9,503.40	7.6	16.9	55101020	

Suspension Status

66,948,210	0.300	---	---	---	22/09/2015	22/09/2015	5179	FOLLI FOLLIE (CR)	4.8	---	4.8	24/05/2018	---	---	---	---	---	---	---	---	---	---	---	---	321,351.41	4.8	4.8	40401030	
12,417,000	0.310	---	---	---	27/08/2019	28/08/2017	5233	MLS MULTIMEDIA SA (CR)	0.57	---	0.57	12/05/2020	---	---	---	---	---	---	---	---	---	---	---	---	---	7,077.69	0.57	0.57	10101015
6,330,002	0.300	---	---	---	25/06/2002	15/03/2019	5278	VARVARESSOS (CR)	0.24	---	0.24	02/05/2023	---	---	---	---	---	---	---	---	---	---	---	---	---	1,519.20	0.16	0.25	55101020
3,961,300	1.28	---	---	---	29/06/2004	03/08/2000	5248	DUROS SA (CR)	0.25	---	0.25	24/04/2023	---	---	---	---	---	---	---	---	---	---	---	---	---	990.33	0.2	0.3	40204020
7,085,888	1.59	---	---	---	02/07/1996	06/09/2010	5216	ELVIEMEK (CR)	2.6	---	2.6	30/09/2019	---	---	---	---	---	---	---	---	---	---	---	---	---	18,423.31	2.6	2.6	35101010
7,125,216	0.650	---	---	---	01/07/2005	14/12/1999	4955	KRE.KA SA (CR)	0.28	---	0.28	06/04/2023	---	---	---	---	---	---	---	---	---	---	---	---	---	1,995.06	0.17	0.43	45102010
7,734,375	1.00	---	---	---	09/07/2007	07/01/2011	5277	LIVANIS SA (CR)	0.125	---	0.125	28/04/2023	---	---	---	---	---	---	---	---	---	---	---	---	---	966.80	0.12	0.18	40301030

Shares' Notes

Code	Note text
()	- Adjusted dividends.
*	- Last adjusted closing price.
[1]	- Net dividends.
[2]	- The "Date of Last Coupon" for New listings refers to the date company's stocks started to trade in Athex
[3]	- The Company Market Value is referred to the number of outstanding shares
[4]	- Sectors codification can be found in Appendix A
[5]	- The Market Value refers to the total number of shares listed (including their several classes) in the exchange by the company.
[6]	- P/E greater than 100
[7]	- Last view of the Order Book before the end of the trading session
[8]	- All Blocks Methods' Transactions Value are included.
4750	- Transfer to the Under Surveillance Category from 8/4/2011.
4955	- Transfer to the Surveillance Category as from 5/4/2013.
4957	- Transfer to the Surveillance Category as from 5/4/2013.
4958	- Transfer to the Surveillance Category as from 5/4/2013.
4959	- Transfer to the Surveillance Category as from 5/4/2013.
5093	- Transfer to the Surveillance Category as of 8/4/2015.
5141	- Transfer to the Surveillance Category as of 10/05/2017.
5160	- Transfer to the Surveillance Category as of 15/04/2016.
5165	- Transfer to the Surveillance Category as of 15/02/2018.
5179	- Suspension of trading as of 25/05/2018.
5193	- Transfer to the Surveillance Category as of 25/10/2018.
5197	- Transfer to the Surveillance Category as of 07/11/2018.
5216	- Suspension of trading as of 01/10/2019.
5232	- Transfer to the Under Surveillance Category from 08/04/2011.
5233	- Suspension of trading as of 13/05/2020.
5248	- Transfer to the Surveillance Category as of 06/09/20116.
5253	- Transfer to the Surveillance Category as of 14/5/2021.
5275	- Transfer to the Surveillance Category as of 09/07/2020.
5277	- Suspension of trading as of 02/05/2023.
5278	- Suspension of trading as of 03/05/2023.

Securities Blocks Details

Securities	Block Volume	Price	Block Trade Value	Time of approval	Note
GR. SARANTIS S.A. (CR)	207	7.70	1,593.90	10:39:50	18
PIRAEUS FINANCIAL HOLD (CR)	200,000	3.10	619,600.00	10:49:20	20
PIRAEUS FINANCIAL HOLD (CR)	100,000	3.10	310,200.00	10:56:36	20
PIRAEUS FINANCIAL HOLD (CR)	100,000	3.10	309,800.00	11:01:13	20
CENERGY HOLDINGS (CB)	20,000	5.87	117,400.00	11:14:04	20
MYTILINEOS (CR)	10,000	30.72	307,200.00	12:02:33	20
MYTILINEOS (CR)	10,000	30.72	307,200.00	12:13:12	20
MYTILINEOS (CR)	15,000	30.72	460,800.00	12:18:21	20
MYTILINEOS (CR)	10,000	30.72	307,200.00	12:26:40	20
BRIQ PROPERTIES (CR)	50,000	1.96	98,000.00	13:02:01	20
EUROBANK HOLDINGS (CR)	212,078	1.55	328,296.74	13:04:44	20
PPC (CR)	45,000	10.29	463,050.00	14:46:21	20
EUROBANK HOLDINGS (CR)	300,000	1.57	469,800.00	15:17:24	20
INTRAKAT (CR)	1,600,000	2.40	3,840,000.00	16:57:05	20
JUMBO SA (CR)	42,000	26.50	1,113,000.00	17:13:59	20
EUROBANK HOLDINGS (CR)	511,000	1.54	787,962.00	17:15:19	20

Blocks Notes

9 - Method 6-1 / Special Fees

10 - Method 6-1 / Special Fees, SDS

14 - Method 6-3 / Settlement, Incomplete Buy and Sell

18 - Method 6-2 / SPOT 1

19 - Method 6-2 / SPOT 2

20 - Method 6-1 and Method 6-1 Same Day Settlement

21 - Other Pre-agreed

Shares Rights Details

Occured date	Exercise from	Exercise until	Trading until	Rights	Price min	Price max	Closing price	Last Bid	Last Ask	Volume	Trades	Transactions Value
--------------	---------------	----------------	---------------	--------	-----------	-----------	---------------	----------	----------	--------	--------	--------------------

No Rights Transactions.

Forced Sales Details

Securities	Category of Security	Transactions Volume	Number of Trades	Transactions Value	Note
OTE (CR)	Stocks	19,644	2	292,695.60	1

Forced Sales Notes

- 1 - Compulsory Public Forced Sales
- 2 - Forced Sales of Fixed Registered Shares
- 3 - Forced Sales of Remaining Fractional Shares

Exchange Traded Funds (ETFs) Characteristics

	Transactions Date (T)	Creation / Redemption	Units (T-1)	New Units (T-1)	Redemption Units (T-1)	Units (T) [1]	Fund Assets [2]	Net Unit Price	Dividend per Unit	Dividend Date
ALPHA ETF FTSE Athex Large Cap	10/07/2023	5,000	924,675	---	---	924,675	28,563,700.00	30.8905	0.62	03/07/2023

ETFs Notes

[1] - Units (T) = Units (T-1) + New Units (T-1) - Redemption Units (T-1)

[2] - The Creation / Redemption Units of T-1 are included.

Non Convertible Corporate Bonds - Regulated Market

Num Listed Bonds	Nominal price	Issue price	Today's Rate	Exp. Date	Duration (years)	Note	Coupon		Trading Unit	Corporate Bonds	Accrued Int.	Yield.T.Mat	Price min	Price max	Closing price	Previous closing price/date	Volume	Transactions Value	Last order		ear min	Year max		
							Common	Preferred											Price	Buy / Sell			Date	
300,000	1,000.00	1,000.00	2.30	14/12/2028	7	---	4	---	1	GEK TERNA S.A. (Non Convertible)	1.7889	4.7230	88.6000	88.6999	88.6500	88.4620	07/07/2023	2,000	1,776.58	88.3000	B	10/07/2023	82.1339	90.3500
320,000	1,000.00	1,000.00	3.40	21/07/2027	7	---	6	---	1	LAMDA DEVELOPMENT S.A. (Non Convertible)	16.0556	4.8520	92.5300	93.8990	93.3494	93.7610	07/07/2023	56,000	52,812.11	92.5500	B	10/07/2023	91.4001	95.5000
200,000	1,000.00	1,000.00	2.10	27/10/2027	7	---	6	---	1	O.P.A.P. S.A. (Non Convertible)	4.4333	3.9520	92.0000	92.7900	92.2647	92.5620	07/07/2023	36,000	33,374.90	91.6000	B	10/07/2023	91.3710	95.4000
200,000	1,000.00	1,000.00	1.90	23/03/2028	7	---	5	---	1	MOTOR OIL CORINTH REFINERIES SA (Non Convertible)	5.8583	3.9150	91.2000	91.5000	91.2000	91.6000	07/07/2023	9,000	8,278.72	91.1600	B	10/07/2023	87.5500	92.6000
100,000	1,000.00	1,000.00	2.70	25/05/2026	5	---	5	---	1	COSTAMARE PARTICIPATIONS PLC (Non Convertible)	3.6000	4.2400	95.3602	95.4000	95.3634	95.4000	07/07/2023	25,000	23,930.85	95.3602	B	10/07/2023	92.1400	97.0000
300,000	1,000.00	1,000.00	2.30	20/07/2028	7	---	4	---	1	PRODEA REIC S.A.(Non Convertible)	11.0528	5.7070	85.0700	85.5000	85.5000	85.2890	07/07/2023	25,000	21,636.02	85.2000	B	10/07/2023	82.0100	86.2000
150,000	1,000.00	1,000.00	2.65	22/10/2026	5	---	4	---	1	CPLP SHIPPING HOLDINGS PLC (Non Convertible)	5.8153	4.7000	93.4001	93.5011	93.4671	93.4000	07/07/2023	15,000	14,107.30	93.5002	B	10/07/2023	92.5500	96.0000
500,000	1,000.00	1,000.00	2.75	03/07/2027	7	---	7	---	1	GEK TERNA S.A. (Non Convertible)	0.6875	4.6380	91.8000	92.2504	92.2504	91.9690	07/07/2023	23,000	21,192.85	92.0000	B	10/07/2023	86.8000	94.4535
120,000	1,000.00	1,000.00	2.65	06/12/2028	7	---	4	---	1	NOVAL PROPERTY REIC (Non Convertible)	2.6500	5.1520	88.2000	88.5000	88.3500	88.5620	07/07/2023	29,000	25,710.85	88.2100	B	10/07/2023	84.3700	90.8700
120,000	1,000.00	1,000.00	3.95	04/04/2025	7	---	11	---	1	GEK TERNA S.A. (Non Convertible)	10.8625	3.7620	99.0000	100.0000	99.0000	99.7970	06/07/2023	88,000	88,175.90	98.8000	B	10/07/2023	97.5523	100.5000
100,000	1,000.00	1,000.00	2.95	11/02/2027	5	---	3	---	1	SAFE BULKERS PARTICIPATIONS PLC (Non Convertible)	12.2097	4.9270	93.2499	93.2499	93.2499	93.2500	06/07/2023	1,000	944.71	92.1030	B	10/07/2023	89.9269	97.0000
230,000	1,000.00	1,000.00	4.70	12/07/2029	7	---	2	---	1	LAMDA DEVELOPMENT S.A. (Non convertible)	---	4.5540	99.2000	99.8900	99.6656	99.6000	07/07/2023	16,000	15,946.50	99.6010	B	10/07/2023	94.9889	101.0000
100,000	1,000.00	1,000.00	4.40	26/07/2029	7	---	2	---	1	CPLP SHIPPING HOLDINGS PLC (Non Convertible)	20.4111	4.5280	98.2000	98.5000	98.4571	98.9970	07/07/2023	7,000	7,034.88	98.2003	B	10/07/2023	97.2369	100.8000
200,000	1,000.00	1,000.00	3.60	12/03/2026	7	---	9	---	1	AEGEAN AIRLINES S.A. (Non Convertible)	12.1000	4.1610	96.8550	97.5000	97.0301	97.8000	07/07/2023	68,000	66,878.73	97.0100	B	10/07/2023	95.6301	98.9000
150,000	1,000.00	1,000.00	2.60	22/10/2026	7	---	8	---	1	TERNA ENERGY FINANCE S.A. (Non Convertible)	5.7056	4.3180	93.2101	93.9000	93.7600	94.0000	07/07/2023	23,000	21,696.83	93.7500	B	10/07/2023	92.5000	95.7400
100,000	1,000.00	1,000.00	2.80	25/01/2027	5	---	3	---	1	PREMIA S.A. (Non Convertible)	13.0667	5.6820	90.6909	90.6909	90.6909	90.6900	06/07/2023	2,000	1,839.95	90.7221	B	10/07/2023	87.6862	95.9899
175,000	1,000.00	1,000.00	3.40	26/07/2024	5	---	8	---	1	ATTICA HOLDINGS S.A. (Non Convertible)	15.7722	4.7330	98.0000	98.2000	98.0001	98.6940	07/07/2023	174,000	173,404.38	97.8000	B	10/07/2023	96.6179	98.9000
250,000	1,000.00	1,000.00	2.45	16/11/2028	7	---	4	---	1	ELVALHALCOR S.A. (Non Convertible)	3.8792	4.9150	87.5101	88.7800	88.5667	88.1530	07/07/2023	41,000	36,428.92	87.6400	B	10/07/2023	85.6375	91.0000

Corporate Bonds Notes

Transactions Volume = (Pieces) * (Nominal Price). Transactions Value = (Pieces) * (Nominal Price) * (price %) + (Accrued interest).

The price of a Bond is stated as a percentage (%) of Bond's Nominal Price.

Nominal Price in Euros (€), except if it is noted differently.

Government Bonds

Number Listed Bonds	Nominal price	Today's Rate	Accrued Interest Calc	Exp. Date [1]	Duration (years)	Note	Coupons Date	Curr. coupon value	Trading Unit	Government Bonds	Price min	Price max	Closing price	Previous closing price/date	Volume	Transactions Value	Price	Last order Buy / Sell	Date
4,500,000	1,000.00	1.88	Actual/Actual	04/02/2035	15	---	04/02	1.88	1	GGB-FXD-040235-15Y-1.875-1.000	---	---	---	---	---	---	---	---	---
2,500,000	1,000.00	3.45	Actual/Actual	02/04/2024	5	---	02/04	3.45	1	GGB-FXD-020424-05Y-3.450-1.000	---	---	---	---	---	---	---	---	---
6,000,000	1,000.00	0.75	Actual/Actual	18/06/2031	10	---	18/06	0.75	1	GGB-FXD-180631-10Y-0.750-1.000	---	---	---	---	---	---	---	---	---
2,500,000	1,000.00	3.88	Actual/Actual	15/06/2028	5	---	15/06	3.88	1	GGB-FXD-150628-05Y-3.875-1.000	---	---	---	---	---	---	---	---	---
5,962,747,327	1.00	3.75	Actual/Actual	30/01/2028	10	---	/02 - 01/02 - 31/	3.75	1	GGB-FXD-300128-10Y-3.750-1.00	---	---	---	85.4610 13/07/2018	---	---	1.0000	B	28/11/2018
7,067,309,386	1.00	3.90	Actual/Actual	30/01/2033	15	---	/02 - 01/02 - 31/	3.90	1	GGB-FXD-300133-15Y-3.900-1.00	---	---	---	78.6730 13/07/2018	---	---	1.0000	B	28/11/2018
5,622,848,349	1.00	4.00	Actual/Actual	30/01/2037	19	---	/02 - 01/02 - 31/	4.00	1	GGB-FXD-300137-19Y-4.000-1.00	---	---	---	77.0370 13/07/2018	---	---	1.0000	B	28/11/2018
5,476,770,669	1.00	4.20	Actual/Actual	30/01/2042	24	---	/02 - 01/02 - 31/	4.20	1	GGB-FXD-300142-24Y-4.200-1.00	---	---	---	77.7640 13/07/2018	---	---	1.0000	B	28/11/2018
48,794,718	1.00	4.30	Actual/Actual	24/02/2024	12	---	24/02	4.30	1	GGB-FXD-240224-12Y-2.000-1.00	---	---	---	10.0000 22/06/2015	---	---	---	---	---
40,248,141	1.00	4.30	Actual/Actual	24/02/2025	13	---	24/02	4.30	1	GGB-FXD-240225-13Y-2.000-1.00	---	---	---	10.0000 22/06/2015	---	---	---	---	---
59,586,043	1.00	4.30	Actual/Actual	24/02/2026	14	---	24/02	4.30	1	GGB-FXD-240226-14Y-2.000-1.00	---	---	---	10.0000 22/06/2015	---	---	---	---	---
41,118,344	1.00	4.30	Actual/Actual	24/02/2027	15	---	24/02	4.30	1	GGB-FXD-240227-15Y-2.000-1.00	---	---	---	10.0000 22/06/2015	---	---	---	---	---
45,137,734	1.00	4.30	Actual/Actual	24/02/2028	16	---	24/02	4.30	1	GGB-FXD-240228-16Y-2.000-1.00	---	---	---	10.0000 22/06/2015	---	---	---	---	---
61,768,888	1.00	4.30	Actual/Actual	24/02/2029	17	---	24/02	4.30	1	GGB-FXD-240229-17Y-2.000-1.00	---	---	---	10.0000 22/06/2015	---	---	---	---	---
54,567,744	1.00	4.30	Actual/Actual	24/02/2030	18	---	24/02	4.30	1	GGB-FXD-240230-18Y-2.000-1.00	---	---	---	10.0000 22/06/2015	---	---	---	---	---
37,541,515	1.00	4.30	Actual/Actual	24/02/2031	19	---	24/02	4.30	1	GGB-FXD-240231-19Y-2.000-1.00	---	---	---	10.0000 22/06/2015	---	---	---	---	---
37,558,317	1.00	4.30	Actual/Actual	24/02/2032	20	---	24/02	4.30	1	GGB-FXD-240232-20Y-2.000-1.00	---	---	---	10.0000 22/06/2015	---	---	---	---	---
37,473,732	1.00	4.30	Actual/Actual	24/02/2033	21	---	24/02	4.30	1	GGB-FXD-240233-21Y-2.000-1.00	---	---	---	10.0000 22/06/2015	---	---	---	---	---
33,888,293	1.00	4.30	Actual/Actual	24/02/2034	22	---	24/02	4.30	1	GGB-FXD-240234-22Y-2.000-1.00	---	---	---	10.0000 22/06/2015	---	---	---	---	---
35,177,800	1.00	4.30	Actual/Actual	24/02/2035	23	---	24/02	4.30	1	GGB-FXD-240235-23Y-2.000-1.00	---	---	---	10.0000 22/06/2015	---	---	---	---	---
35,547,268	1.00	4.30	Actual/Actual	24/02/2036	24	---	24/02	4.30	1	GGB-FXD-240236-24Y-2.000-1.00	---	---	---	10.0000 22/06/2015	---	---	---	---	---
40,246,306	1.00	4.30	Actual/Actual	24/02/2037	25	---	24/02	4.30	1	GGB-FXD-240237-25Y-2.000-1.00	---	---	---	10.0000 22/06/2015	---	---	---	---	---
37,643,952	1.00	4.30	Actual/Actual	24/02/2038	26	---	24/02	4.30	1	GGB-FXD-240238-26Y-2.000-1.00	---	---	---	10.0000 22/06/2015	---	---	---	---	---
36,977,100	1.00	4.30	Actual/Actual	24/02/2039	27	---	24/02	4.30	1	GGB-FXD-240239-27Y-2.000-1.00	---	---	---	10.0000 22/06/2015	---	---	---	---	---
41,615,000	1.00	4.30	Actual/Actual	24/02/2040	28	---	24/02	4.30	1	GGB-FXD-240240-28Y-2.000-1.00	---	---	---	10.0000 22/06/2015	---	---	---	---	---
42,227,208	1.00	4.30	Actual/Actual	24/02/2041	29	---	24/02	4.30	1	GGB-FXD-240241-29Y-2.000-1.00	---	---	---	10.0000 22/06/2015	---	---	---	---	---
68,288,487	1.00	4.30	Actual/Actual	24/02/2042	30	---	24/02	4.30	1	GGB-FXD-240242-30Y-2.000-1.00	---	---	---	10.0000 22/06/2015	---	---	---	---	---
4,000,000	1,000.00	3.88	Actual/Actual	12/03/2029	10	---	12/03	3.88	1	GGB-FXD-120329-10Y-3.875-1.000	---	---	---	---	---	---	100.0000	B	15/10/2019
4,500,000	1,000.00	0.00	Actual/Actual	12/02/2026	5	---	12/02	0.00	1	GGB-FXD-120226-05Y-0.000-1.000	---	---	---	---	---	---	---	---	---
3,000,000	1,000.00	3.38	Actual/Actual	15/02/2025	7	---	15/02	3.38	1	GGB-FXD-150225-07Y-3.375-1.000	---	---	---	---	---	---	---	---	---
964,000	1,000.00	3.25	Actual/Actual	20/03/2025	6	---	20/03	3.25	1	GGB-FXD-200325-06Y-3.250-1.000	---	---	---	---	---	---	---	---	---
2,100,000	1,000.00	3.55	Actual/Actual	20/03/2026	7	---	20/03	3.55	1	GGB-FXD-200326-07Y-3.550-1.000	---	---	---	---	---	---	---	---	---
40,000	1,000.00	2.18	FLR Actual/360	16/09/2023	1	---	16/03 - 16/09	---	1	GGB-FLT-160923-01Y-2.178-1.000	---	---	---	---	---	---	---	---	---
5,500,000	1,000.00	1.50	Actual/Actual	18/06/2030	10	---	18/06	1.50	1	GGB-FXD-180630-10Y-1.500-1.000	---	---	---	---	---	---	---	---	---

Government Bonds Notes

Transactions Volume = (Pieces) * (Nominal Price). Transactions Value = (Pieces) * (Nominal Price) * (price %) + (Accrued interest).

The Value of current coupon for the issues with NV 0.01 euro refers to NV 100 euros

FLR: Floating Interest Rate.

[1] - The Expiration Date of the interest bearing period and the Date for coupon payment.

Government Bonds

Number Listed Bonds	Nominal price	Today's Rate	Accrued Interest Calc	Exp. Date [1]	Duration (years)	Note	Coupons Date	Curr. coupon value	Trading Unit	Government Bonds	Price min	Price max	Closing price	Previous closing price/date	Volume	Transactions Value	Price	Last order Buy / Sell	Date
5,364,250	1,000.00	3.25	Actual/Actual	20/03/2050	30	---	20/03	3.25	1	GGB-FXD-200350-30Y-3.250-1.000	---	---	---	---	---	---	---	---	---
3,924,361	1,000.00	2.00	Actual/Actual	22/04/2027	7	---	22/04	2.00	1	GGB-FXD-220427-07Y-2.000-1.000	---	---	---	---	---	---	99.9000	B	22/04/2020
2,500,000	1,000.00	1.88	Actual/Actual	23/07/2026	7	---	23/07	1.88	1	GGB-FXD-230726-07Y-1.875-1.000	---	---	---	---	---	---	---	---	---
4,050,000	1,000.00	4.25	Actual/Actual	15/06/2033	10	---	15/06	4.25	1	GGB-FXD-150633-10Y-4.250-1.000	---	---	---	---	---	---	---	---	---
3,500,000	1,000.00	1.88	Actual/Actual	24/01/2052	30	---	24/01	1.88	1	GGB-FXD-240152-30Y-1.875-1.000	---	---	---	---	---	---	---	---	---
3,700,000	1,000.00	1.75	Actual/Actual	18/06/2032	10	---	18/06	1.75	1	GGB-FXD-180632-10Y-1.750-1.000	---	---	---	---	---	---	---	---	---
2,200,000	1,000.00	1.13	FLR Actual/360	15/12/2027	5	---	- 15/12 - 15/03 -	---	1	GGB-FLT-151227-05Y-1.130-1.000	---	---	---	---	---	---	102.1600	B	30/12/2022

Government Bonds Notes

Transactions Volume = (Pieces) * (Nominal Price). Transactions Value = (Pieces) * (Nominal Price) * (price %) + (Accrued interest).

The Value of current coupon for the issues with NV 0.01 euro refers to NV 100 euros

FLR: Floating Interest Rate.

[1] - The Expiration Date of the interest bearing period and the Date for coupon payment.

Treasury Bills & Zero Coupon Government Bonds

Issue Date	13-Week Maturity									26-Week Maturity									52-Week Maturity								
	Exp. Date	Initial Rate	Num Listed Bonds	Nominal price	Issue price	Last Trade Price	Last Trade Date	Volume Traded	Note	Exp. Date	Initial Rate	Num Listed Bonds	Nominal price	Issue price	Last Trade Price	Last Trade Date	Volume Traded	Note	Exp. Date	Initial Rate	Num Listed Bonds	Nominal price	Issue price	Last Trade Price	Last Trade Date	Volume Traded	Note
09/09/2022	---	---	---	---	---	---	---	---	---	---	---	---	---	---	---	---	---	---	08/09/2023	1.97	1,000,000	1,000.00	980.47	---	---	---	---
09/12/2022	---	---	---	---	---	---	---	---	---	---	---	---	---	---	---	---	---	---	08/12/2023	2.73	600,000	1,000.00	973.10	---	---	---	---
10/03/2023	---	---	---	---	---	---	---	---	---	---	---	---	---	---	---	---	---	---	08/03/2024	3.75	1,000,000	1,000.00	963.46	---	---	---	---
09/06/2023	---	---	---	---	---	---	---	---	---	---	---	---	---	---	---	---	---	---	07/06/2024	3.84	1,600,000	1,000.00	962.60	---	---	---	---

Bonds in Circulation	Currency / Min nominal traded Value	Coupons Payment Date	Current Coupon Value	Note	Coupon	Trading Unit	Issue Date	Duration (years)	Today's Interest	A.I.C in days	Bonds	Last price of previous days		Last Outcry in Cash (euro)		Trades in Pieces	Life min	Life Max	
												Price	Buy / Sell	Price	Buy / Sell				
Corporate Bonds in Foreign Currency and Euro																			
103,746	GBP / 10	01/12	0.25	---	64	1	01/12/1930	98	2.5	360	National Mortgage Bank	2.27	05/02/1996	2.27	S	05/02/1996	---	2.27	2.27
0	GBP / 10	01/12	0.25	---	66	1	01/12/1928	100	2.5	360	National Mortgage Bank	---	---	---	---	---	---	---	---

Government Bonds Notes

A.I.C: Accrued Interest Calculation base.

FLR: Floating Interest Rate.

The minimum tradeable Nominal Value for all Demeterialised Government Titles is 100 Euros.

(μφρ-0)

Athex & ATHEXClear Members List

Member Name				Stock Market			Derivatives Market		ATHEXClear Member	
	Address	Phone	Fax	Market Member	Remote Member	Market Maker	Proprietary	Market Maker	General Clearing	Direct Clearing
A. SARRIS SECURITIES S.A.				a						
6, ΔΡΑΓΑΤΣΑΝΙΟΥ 6 ΑΘΗΝΑ	2103367700									
AEONIC SECURITIES C.I.F. P.L.C.				a						
, ΛΑΪΟΥ 6, ΓΡ. 301B, ANNA COURT	35725337600									
ALPHA BANK S.A.									a	
, ΣΤΑΔΙΟΥ 40 ΑΘΗΝΑ	2103260000									
ALPHA FINANCE INVESTMENT SERVICES SINGLE MEMBER SA				a		a	a	a		a
5, ΠΑΝΕΠΙΣΤΗΜΙΟΥ 45 ΑΘΗΝΑ	2103677400									
ARGUS STOCKBROKERS LTD				a	a		a			
25, 25 ΛΕΩΦΟΡΟΣ ΔΗΜΟΣΘΕΝΗ ΣΕΒΕΡΗ	0035722717000									
ATLANTIC SECURITIES LTD				a	a					
37, ΠΡΟΔΡΟΜΟΥ 37	0035722445400									
AXON SECURITIES S.A.				a			a			
48, ΣΤΑΔΙΟΥ 48 ΑΘΗΝΑ	2103363800									
BETA SECURITIES S.A.				a		a	a			a
29, Λ. ΑΛΕΞΑΝΔΡΑΣ 29 ΑΘΗΝΑ	2106478930									
BNP PARIBAS S.A.									a	
, ΛΑΜΨΑΚΟΥ 2 ΑΘΗΝΑ	2107468525									
BOFA SECURITIES EUROPE SA				a	a					
, 112 AVENUE KL'BER 75116	+33 153655555									
CAPITAL SECURITIES S.A.				a			a			
58, ΜΗΤΡΟΠΟΛΕΩΣ 58 ΑΘΗΝΑ	2103369700									
CITIGROUP GLOBAL MARKETS EUROPE AG				a	a					
16, REUTERWEG 16	+49 691366-0									
CITIGROUP GLOBAL MARKETS LIMITED				a						
1, 33 CANADA SQUARE -CANARY WHARF	+44 02079864000									
CREDIT SUISSE BANK (EUROPE), S.A.				a	a					
, CALLE AYALA 42, 3A PLANTA-B MADRID	+34917916000									
CREDIT SUISSE SECURITIES (EUROPE) LIMITED				a						
1, ONE CABOT SQUARE LONDON	+44 2078888888									
CYCLOS SECURITIES S.A.				a			a			
39, ΧΑΡΙΛΑΟΥ ΤΡΙΚΟΥΠΗ 6-8-10 ΑΘΗΝΑ	2103364300									
DEUTSCHE BANK S.A.					a					
1, GREAT WINCHESTER STREET LONDON	+44 20 754 54209	00441133361437								
EUROBANK EQUITIES INVESTMENT FIRM SINGLE MEMBER SA				a		a	a	a		a
, ΦΙΛΕΛΛΗΝΩΝ 10 & ΞΕΝΟΦΩΝΤΟΣ 13 ΑΘΗΝΑ	2103720425									
EUROBANK S.A.									a	
, ΟΘΩΝΟΣ 8 ΑΘΗΝΑ	2144043907									
EUROCORP INVESTMENT SERVICES S.A.				a			a			a
14, ΠΛ.ΦΙΛΙΚΗΣ ΕΤΑΙΡΕΙΑΣ 14 ΑΘΗΝΑ	2107263600									
EUOTRUST INVESTMENT FIRM SA				a						
113, ΣΕΒΑΣΤΟΥΠΟΛΕΩΣ 113 ΑΘΗΝΑ	2103363100									
EUROXX SECURITIES S.A.				a		a	a	a		a
7, ΠΑΛΑΙΟΛΟΓΟΥ ΧΑΛΑΝΔΡΙ	(210)-6879400	(210)-6879401								
7, ΠΑΛΕΟΛΟΓΟΥ ΧΑΛΑΝΔΡΙ	+30 2106879400	210-6879401								
FREEDOM FINANCE EUROPE LTD				a	a					
, ΧΡΙΣΤΑΚΗ ΚΡΑΝΟΥ 20	035725257786									
G. A. PERVANAS SECURITIES- INVESTMENT SERVICES S.A.				a						
7-9, ΣΟΦΟΚΛΕΟΥΣ 7-9 ΑΘΗΝΑ	2103727200									
GLOBAL CAPITAL SECURITIES & FINANCIAL SERVICES LTD				a	a					
50, ΛΑΡΧΙΕΠΙΣΚΟΠΟΥ ΜΑΚΑΡΙΟΥ Γ50	0035722710710									
GREENPOST TRADING EUROPE LTD				a	a	a				
, ΚΙΜΩΝΟΣ 3, ACROPOLIS MANSIONS, 2ND FLOOR, FLAT/OFFICE 202	035722521389									
HELLENIC AMERICAN SECURITIES S.A.				a		a	a			a
27, ΑΝΔΡΕΑ ΠΑΠΑΝΔΡΕΟΥ 27 ΜΑΡΟΥΣΙ	2103311100									
HELLENIC BANK (INVESTMENTS) LTD					a					
, ΑVE.ΚΥΡΙΑΚΟΥ ΜΑΤΣΙ 31 - PO BOX 24747 NICOSIA	+357 22500100	357 22500110								
HSBC CONTINENTAL EUROPE									a	
109-111, Λ.ΜΕΣΟΓΕΙΩΝ 109-111	2106960000									
INDEX SECURITIES S.A.				a						
6, ΔΡΑΓΑΤΣΑΝΙΟΥ 6 ΑΘΗΝΑ	2103213920									
J. CHR. MAVRIKIS SECURITIES S.A.				a						
5, ΣΟΦΟΚΛΕΟΥΣ 5 ΑΘΗΝΑ	2103216730									

Athex & ATHEXClear Members List

Member Name				Stock Market			Derivatives Market		ATHEXClear Member	
	Address	Phone	Fax	Market Member	Remote Member	Market Maker	Proprietary	Market Maker	General Clearing	Direct Clearing
KAPPA SECURITIES S.A.				a			a			
15, ΒΑΛΑΩΡΙΤΟΥ 15 ΑΘΗΝΑ	2103678600									
KARAMANOF SECURITIES & INVESTMENT SERVICES S.A.				a						
2, ΠΛ.ΑΓ.ΘΕΟΔΩΡΩΝ 2 ΑΘΗΝΑ	2103212947									
LAIKI FINANCIAL SERVICES LTD					a					
26, AVE. VYRONOS NICOSIA	357 22367367	357 22718567								
LEON DEPOLAS SECURITIES S.A.				a		a	a			
1, ΧΡΗΣΤΟΥ ΛΑΔΑ 1 ΑΘΗΝΑ	2103213276 -28									
MEGA EQUITY SECURITIES & FINANCIAL SERVICES PUBLIC LTD				a	a		a			
42-44, ΛΕΩΦ.ΓΡΙΒΑ ΔΙΓΕΝΗ 42-44	0035722711711									
MERIT SECURITIES S.A				a		a	a			a
5, ΣΟΦΟΚΛΕΟΥΣ 5 ΑΘΗΝΑ	2103671880									
MERRILL LYNCH INTERNATIONAL				a						
2, 2 KING EDWARD STREET LONDON	+44 20276281000									
N. CHRYSOCHOIDIS SECURITIES S.A.				a			a			a
7-9, ΣΟΦΟΚΛΕΟΥΣ 7-9 ΑΘΗΝΑ	2103213913									
NATIONAL BANK OF GREECE S.A.				a		a	a		a	
86, ΑΙΟΛΟΥ STR. ΑΘΗΝΑ	(210)-3341000	(210)-3228187								
68, ΑΚΑΔΙΜΙΑΣ STR. ΑΘΗΝΑ	(210)-3328817	(210)-3328678								
NATIONAL SECURITIES SINGLE MEMBER SA				a		a	a	a		
66, ΛΕΩΦΟΡΟΣ ΑΘΗΝΩΝ 128-132 & ΙΦΙΓΕΝΙΑΣ ΑΘΗΝΑ	2103328784									
NUNTIUS BROKERAGE AND INVESTMENT SERVICES S.A				a						
6, ΔΡΑΓΑΤΣΑΝΙΟΥ 6 ΑΘΗΝΑ	2103350599									
ONE PLUS CAPITAL LIMITED				a	a					
, 75 PRODROMOU AVENUE NICOSIA 1307	35722873760									
OPTIMA BANK S.A.				a		a	a	a	a	
32, ΑΙΓΙΑΛΕΙΑΣ 32 & ΠΑΡΑΔΕΙΣΟΥ ΜΑΡΟΥΣΙ	2108173663									
PANCRETA BANK S.A									a	
, ΙΚΑΡΟΥ 5	2810 338800									
PANTELAKIS SECURITIES S.A.				a		a	a	a		
57, ΕΘΝΙΚΗΣ ΑΝΤΙΣΤΑΣΕΩΣ 57, ΚΤΙΡΙΟ Β CHALANDRI	2106965000									
PEGASUS SECURITIES S.A				a			a			
17, ΒΑΛΑΩΡΙΤΟΥ 17 & ΑΜΕΡΙΚΗΣ ΑΘΗΝΑ	2103670700									
PIRAEUS BANK S.A.				a			a		a	
, ΑΜΕΡΙΚΗΣ 4 ΑΘΗΝΑ	2103335000									
PIRAEUS SECURITIES S. A.				a		a	a	a		a
10, ΣΤΑΔΙΟΥ 10 ΑΘΗΝΑ	2103354100									
PROCHOICE SECURITIES LTD				a	a					
57, ΛΕΩΦ.ΣΠΥΡΟΥ ΚΥΠΡΙΑΝΟΥ 57, ΑΚΙΝΗΤΑ Φ	035724661192									
SHARELINK SECURITIES & FINANCIAL SERVICES LTD				a			a			
6, HOUSE-ΘΕΟΤΟΚΗ 6 ΜΕΓΑΡΟ ΕΛΛΗΝΑ	+357 22554200									
SOCIETE GENERALE S.A.				a	a		a			
, 17 COURS VALMY, CEDEX	+157290504									
SOLIDUS SECURITIES S.A				a			a			a
64, ΛΟΥΙΖΗΣ ΡΙΑΝΚΟΥΡ 64 ΑΘΗΝΑ	2106900600									
ST. EM. LAVRENTAKIS SECURITIES S.A.				a			a			
7-9, ΣΟΦΟΚΛΕΟΥΣ 7-9 ΑΘΗΝΑ	2103213336									
THE CYPRUS INVESTMENT & SECURITIES CORPORATION LTD				a	a					
154, ΑΓΙΟΥ ΠΡΟΚΟΠΙΟΥ & ΠΟΣΕΙΔΩΝΟΣ 1	0035722121700									
UBS EUROPE SE				a	a					
, OPERNTURM, BOCKENHEIMER LANDSTRASSE 2-4	496921790									
UBS LIMITED					a					
1, FINSBURY AVENUE LONDON	+44 2075687135									

List of Stocks under Market Making operations

Securities	Market Maker	Start Market Making	Stock Category
MLS MULTIMEDIA SA (CR)			Suspension Status
	PIRAEUS SECURITIES S. A.	01/08/2019	
ALPHA ETF FTSE Athex Large Cap			Exchange Traded Funds (ETFs)
	ALPHA FINANCE INVESTMENT SERVICES SINGLE MEMBER SA	02/01/1900	
	NATIONAL SECURITIES SINGLE MEMBER SA	02/01/1900	
ADMIE (IPTO) HOLDING S.A. (CR)			Main Market
	EUROBANK EQUITIES INVESTMENT FIRM SINGLE MEMBER SA	24/05/2021	
	HELLENIC AMERICAN SECURITIES S.A.	09/03/2020	
	PIRAEUS SECURITIES S. A.	29/06/2017	
AEGEAN AIRLINES (CR)			Main Market
	EUROBANK EQUITIES INVESTMENT FIRM SINGLE MEMBER SA	22/09/2020	
ALPHA SERVICES HOLD (CR)			Main Market
	ALPHA FINANCE INVESTMENT SERVICES SINGLE MEMBER SA	29/02/2016	
	EUROBANK EQUITIES INVESTMENT FIRM SINGLE MEMBER SA	22/10/2006	
	GREENPOST TRADING EUROPE LTD	12/06/2023	
	HELLENIC AMERICAN SECURITIES S.A.	25/07/2014	
	LEON DEPOLAS SECURITIES S.A.	04/01/2016	
	MERIT SECURITIES S.A	03/09/2012	
	NATIONAL SECURITIES SINGLE MEMBER SA	02/01/1900	
	PIRAEUS SECURITIES S. A.	28/05/2009	
ALPHA TRUST (CR)			Main Market
	EUROBANK EQUITIES INVESTMENT FIRM SINGLE MEMBER SA	06/02/2023	
	LEON DEPOLAS SECURITIES S.A.	04/01/2021	
ANDROMEDA SA (CR)			Main Market
	BETA SECURITIES S.A.	15/02/2021	
	OPTIMA BANK S.A.	03/04/2023	
ATTICA BANK S.A. (CR)			Main Market
	EUROXX SECURITIES S.A.	22/01/2016	
	PIRAEUS SECURITIES S. A.	20/09/2017	
AUSTRIACARD (CB)			Main Market
	BETA SECURITIES S.A.	23/03/2023	
	EUROBANK EQUITIES INVESTMENT FIRM SINGLE MEMBER SA	15/05/2023	
AUTOHELLAS SA (CR)			Main Market
	ALPHA FINANCE INVESTMENT SERVICES SINGLE MEMBER SA	01/07/2019	
	EUROXX SECURITIES S.A.	02/07/2018	
AVAX S.A. (CR)			Main Market
	EUROBANK EQUITIES INVESTMENT FIRM SINGLE MEMBER SA	14/12/2015	
	PIRAEUS SECURITIES S. A.	01/02/2021	
AVE (CR)			Main Market
	EUROXX SECURITIES S.A.	05/06/2020	
BRIQ PROPERTIES (CR)			Main Market
	EUROBANK EQUITIES INVESTMENT FIRM SINGLE MEMBER SA	09/09/2019	
	LEON DEPOLAS SECURITIES S.A.	22/02/2021	
CC HBC AG (CR)			Main Market
	BETA SECURITIES S.A.	08/03/2021	
	NATIONAL SECURITIES SINGLE MEMBER SA	02/01/1900	
	PIRAEUS SECURITIES S. A.	04/05/2015	
CENERGY HOLDINGS (CB)			Main Market
	ALPHA FINANCE INVESTMENT SERVICES SINGLE MEMBER SA	02/01/2016	
	EUROBANK EQUITIES INVESTMENT FIRM SINGLE MEMBER SA	02/01/2016	
	OPTIMA BANK S.A.	14/03/2022	
	PANTELAKIS SECURITIES S.A.	27/12/2022	
CNL CAPITAL (CR)			Main Market
	MERIT SECURITIES S.A	01/10/2018	
DIMAND (CR)			Main Market
	ALPHA FINANCE INVESTMENT SERVICES SINGLE MEMBER SA	08/08/2022	
	EUROBANK EQUITIES INVESTMENT FIRM SINGLE MEMBER SA	08/08/2022	
	PANTELAKIS SECURITIES S.A.	15/05/2023	
EKTER SA (CR)			Main Market
	BETA SECURITIES S.A.	26/09/2022	
	EUROBANK EQUITIES INVESTMENT FIRM SINGLE MEMBER SA	16/10/2017	
	LEON DEPOLAS SECURITIES S.A.	21/05/2018	
ELASTRON (CR)			Main Market
	LEON DEPOLAS SECURITIES S.A.	20/02/2017	

List of Stocks under Market Making operations

Securities	Stock Category
Market Maker	Start Market Making
ELLAKTOR (CR)	Main Market
ALPHA FINANCE INVESTMENT SERVICES SINGLE MEMBER SA	18/03/2019
EUROBANK EQUITIES INVESTMENT FIRM SINGLE MEMBER SA	01/06/2012
EUROXX SECURITIES S.A.	24/09/2018
NATIONAL SECURITIES SINGLE MEMBER SA	02/01/1900
PIRAEUS SECURITIES S. A.	22/10/2018
ELTON SA (CR)	Main Market
BETA SECURITIES S.A.	03/09/2012
EUROBANK EQUITIES INVESTMENT FIRM SINGLE MEMBER SA	28/11/2022
OPTIMA BANK S.A.	30/01/2023
ELVALHALCOR (CR)	Main Market
ALPHA FINANCE INVESTMENT SERVICES SINGLE MEMBER SA	07/05/2018
BETA SECURITIES S.A.	09/01/2023
EUROBANK EQUITIES INVESTMENT FIRM SINGLE MEMBER SA	07/05/2018
ENTERSOFT (CR)	Main Market
ALPHA FINANCE INVESTMENT SERVICES SINGLE MEMBER SA	23/03/2023
EUROBANK EQUITIES INVESTMENT FIRM SINGLE MEMBER SA	22/06/2020
EUROBANK HOLDINGS (CR)	Main Market
ALPHA FINANCE INVESTMENT SERVICES SINGLE MEMBER SA	09/01/2006
EUROBANK EQUITIES INVESTMENT FIRM SINGLE MEMBER SA	01/06/2012
GREENPOST TRADING EUROPE LTD	12/06/2023
HELLENIC AMERICAN SECURITIES S.A.	25/07/2014
LEON DEPOLAS SECURITIES S.A.	30/11/2018
MERIT SECURITIES S.A.	06/11/2017
NATIONAL SECURITIES SINGLE MEMBER SA	02/01/1900
PIRAEUS SECURITIES S. A.	28/09/2009
EUROCONSULTANTS S.A. (CR)	Main Market
OPTIMA BANK S.A.	01/02/2023
EYDAP S.A. (CR)	Main Market
ALPHA FINANCE INVESTMENT SERVICES SINGLE MEMBER SA	27/01/2020
EUROBANK EQUITIES INVESTMENT FIRM SINGLE MEMBER SA	10/06/2019
FOURLIS (CR)	Main Market
EUROBANK EQUITIES INVESTMENT FIRM SINGLE MEMBER SA	01/12/2016
PIRAEUS SECURITIES S. A.	06/03/2017
GEK TERNA (CR)	Main Market
BETA SECURITIES S.A.	08/03/2021
EUROBANK EQUITIES INVESTMENT FIRM SINGLE MEMBER SA	24/05/2021
PIRAEUS SECURITIES S. A.	29/08/2019
GR. SARANTIS S.A. (CR)	Main Market
BETA SECURITIES S.A.	14/05/2012
EUROBANK EQUITIES INVESTMENT FIRM SINGLE MEMBER SA	24/10/2016
HELLENIC EXCHANGES-A.S.E. (CR)	Main Market
HELLENIC AMERICAN SECURITIES S.A.	01/09/2014
NATIONAL SECURITIES SINGLE MEMBER SA	02/01/1900
PIRAEUS SECURITIES S. A.	04/05/2015
HELLENIQ ENERGY (CR)	Main Market
HELLENIC AMERICAN SECURITIES S.A.	14/09/2015
PIRAEUS SECURITIES S. A.	20/03/2017
IDEAL HOLDINGS (CR)	Main Market
EUROBANK EQUITIES INVESTMENT FIRM SINGLE MEMBER SA	07/06/2021
PIRAEUS SECURITIES S. A.	07/06/2021
INTERCONTINENTAL (CR)	Main Market
LEON DEPOLAS SECURITIES S.A.	03/06/2019
INTERLIFE G.C.I.(CR)	Main Market
BETA SECURITIES S.A.	24/10/2022
INTERWOOD-XYLEMPORIA (CR)	Main Market
EUROBANK EQUITIES INVESTMENT FIRM SINGLE MEMBER SA	05/07/2021
PANTELAKIS SECURITIES S.A.	01/07/2021
INTRAKAT (CR)	Main Market
BETA SECURITIES S.A.	04/10/2021
PANTELAKIS SECURITIES S.A.	10/10/2022
JUMBO SA (CR)	Main Market
BETA SECURITIES S.A.	01/02/2021
EUROBANK EQUITIES INVESTMENT FIRM SINGLE MEMBER SA	25/05/2020
GREENPOST TRADING EUROPE LTD	12/06/2023
MERIT SECURITIES S.A.	06/11/2017
PIRAEUS SECURITIES S. A.	06/03/2017
KLOUKINAS - LAPPAS SA (CR)	Main Market
OPTIMA BANK S.A.	02/01/2023

List of Stocks under Market Making operations

Securities	Stock Category
Market Maker	Start Market Making
KRI-KRI S.A. (CR)	Main Market
EUROBANK EQUITIES INVESTMENT FIRM SINGLE MEMBER SA	07/05/2018
LEON DEPOLAS SECURITIES S.A.	16/01/2017
LAMDA DEVELOPMENT SA (CR)	Main Market
EUROBANK EQUITIES INVESTMENT FIRM SINGLE MEMBER SA	08/12/2014
PANTELAKIS SECURITIES S.A.	06/11/2017
PIRAEUS SECURITIES S. A.	29/06/2017
LAMPSA HOTEL SA (CR)	Main Market
LEON DEPOLAS SECURITIES S.A.	16/01/2017
MIG (CR)	Main Market
PIRAEUS SECURITIES S. A.	02/02/2009
MOTOR OIL (CR)	Main Market
BETA SECURITIES S.A.	08/03/2021
EUROBANK EQUITIES INVESTMENT FIRM SINGLE MEMBER SA	22/10/2006
GREENPOST TRADING EUROPE LTD	12/06/2023
LEON DEPOLAS SECURITIES S.A.	01/04/2019
MERIT SECURITIES S.A	25/02/2019
NATIONAL SECURITIES SINGLE MEMBER SA	02/01/1900
PIRAEUS SECURITIES S. A.	04/05/2015
MPLE KEDROS (CR)	Main Market
MERIT SECURITIES S.A	30/09/2022
MYTILINEOS (CR)	Main Market
ALPHA FINANCE INVESTMENT SERVICES SINGLE MEMBER SA	15/04/2019
BETA SECURITIES S.A.	11/04/2022
EUROBANK EQUITIES INVESTMENT FIRM SINGLE MEMBER SA	20/09/2017
GREENPOST TRADING EUROPE LTD	12/06/2023
MERIT SECURITIES S.A	25/02/2019
NATIONAL BANK OF GREECE S.A.	07/07/2023
NATIONAL SECURITIES SINGLE MEMBER SA	02/01/1900
PIRAEUS SECURITIES S. A.	04/05/2015
NATIONAL BANK (CR)	Main Market
ALPHA FINANCE INVESTMENT SERVICES SINGLE MEMBER SA	09/01/2006
EUROBANK EQUITIES INVESTMENT FIRM SINGLE MEMBER SA	22/10/2006
GREENPOST TRADING EUROPE LTD	12/06/2023
HELLENIC AMERICAN SECURITIES S.A.	25/07/2014
LEON DEPOLAS SECURITIES S.A.	20/05/2015
MERIT SECURITIES S.A	03/09/2012
NATIONAL SECURITIES SINGLE MEMBER SA	02/01/1900
PIRAEUS SECURITIES S. A.	08/09/2008
OPAP (CR)	Main Market
ALPHA FINANCE INVESTMENT SERVICES SINGLE MEMBER SA	09/01/2006
BETA SECURITIES S.A.	11/04/2022
EUROBANK EQUITIES INVESTMENT FIRM SINGLE MEMBER SA	22/10/2006
GREENPOST TRADING EUROPE LTD	12/06/2023
HELLENIC AMERICAN SECURITIES S.A.	25/07/2014
MERIT SECURITIES S.A	20/03/2017
NATIONAL SECURITIES SINGLE MEMBER SA	02/01/1900
PIRAEUS SECURITIES S. A.	04/05/2015
OTE (CR)	Main Market
ALPHA FINANCE INVESTMENT SERVICES SINGLE MEMBER SA	09/01/2006
BETA SECURITIES S.A.	11/04/2022
EUROBANK EQUITIES INVESTMENT FIRM SINGLE MEMBER SA	22/10/2006
GREENPOST TRADING EUROPE LTD	12/06/2023
HELLENIC AMERICAN SECURITIES S.A.	25/07/2014
LEON DEPOLAS SECURITIES S.A.	20/04/2015
MERIT SECURITIES S.A	20/03/2017
NATIONAL SECURITIES SINGLE MEMBER SA	02/01/1900
PIRAEUS SECURITIES S. A.	08/09/2008
P.P.A. S.A. (CR)	Main Market
EUROBANK EQUITIES INVESTMENT FIRM SINGLE MEMBER SA	06/02/2019
PAPOUTSANIS (CR)	Main Market
BETA SECURITIES S.A.	25/11/2013
PETROPOULOS PETROS (CR)	Main Market
EUROBANK EQUITIES INVESTMENT FIRM SINGLE MEMBER SA	01/04/2019
PANTELAKIS SECURITIES S.A.	16/03/2020

List of Stocks under Market Making operations

Securities	Stock Category
Market Maker	Start Market Making
PIRAEUS FINANCIAL HOLD (CR)	Main Market
ALPHA FINANCE INVESTMENT SERVICES SINGLE MEMBER SA	15/04/2019
EUROBANK EQUITIES INVESTMENT FIRM SINGLE MEMBER SA	22/10/2006
EUROXX SECURITIES S.A.	15/02/2016
GREENPOST TRADING EUROPE LTD	12/06/2023
HELLENIC AMERICAN SECURITIES S.A.	25/07/2014
LEON DEPOLAS SECURITIES S.A.	30/11/2018
MERIT SECURITIES S.A	16/09/2013
NATIONAL SECURITIES SINGLE MEMBER SA	02/01/1900
PIRAEUS SECURITIES S. A.	16/02/2009
PPC (CR)	Main Market
ALPHA FINANCE INVESTMENT SERVICES SINGLE MEMBER SA	09/01/2006
BETA SECURITIES S.A.	01/02/2021
EUROBANK EQUITIES INVESTMENT FIRM SINGLE MEMBER SA	22/10/2006
GREENPOST TRADING EUROPE LTD	12/06/2023
HELLENIC AMERICAN SECURITIES S.A.	01/09/2014
MERIT SECURITIES S.A	06/11/2017
NATIONAL SECURITIES SINGLE MEMBER SA	02/01/1900
PIRAEUS SECURITIES S. A.	28/09/2009
PREMA (CR)	Main Market
BETA SECURITIES S.A.	01/06/2021
LEON DEPOLAS SECURITIES S.A.	05/12/2022
PANTELAKIS SECURITIES S.A.	23/12/2021
PROFILE SA (CR)	Main Market
OPTIMA BANK S.A.	03/04/2023
PANTELAKIS SECURITIES S.A.	01/07/2019
QUALITY & RELIABILITY SA (CR)	Main Market
OPTIMA BANK S.A.	03/01/2023
QUEST HOLDINGS (CR)	Main Market
BETA SECURITIES S.A.	26/03/2018
EUROBANK EQUITIES INVESTMENT FIRM SINGLE MEMBER SA	28/01/2019
REVOIL (CR)	Main Market
BETA SECURITIES S.A.	26/06/2023
SIDMA STEEL (CR)	Main Market
OPTIMA BANK S.A.	25/05/2023
SPACE HELLAS SA (CR)	Main Market
MERIT SECURITIES S.A	09/12/2022
TECHNICAL OLYMPIC SA (CR)	Main Market
BETA SECURITIES S.A.	04/04/2022
OPTIMA BANK S.A.	05/07/2023
TERNA ENERGY (CR)	Main Market
EUROBANK EQUITIES INVESTMENT FIRM SINGLE MEMBER SA	24/05/2021
PIRAEUS SECURITIES S. A.	09/12/2019
THRACE PLASTICS SA (CR)	Main Market
ALPHA FINANCE INVESTMENT SERVICES SINGLE MEMBER SA	26/03/2018
EUROBANK EQUITIES INVESTMENT FIRM SINGLE MEMBER SA	26/03/2018
TITAN CEMENT (CB)	Main Market
BETA SECURITIES S.A.	01/02/2021
EUROBANK EQUITIES INVESTMENT FIRM SINGLE MEMBER SA	06/11/2019
PIRAEUS SECURITIES S. A.	18/01/2021
TZIRAKIAN PROFIL (CR)	Main Market
LEON DEPOLAS SECURITIES S.A.	19/07/2021
VIOHALCO SA/NV (CB)	Main Market
ALPHA FINANCE INVESTMENT SERVICES SINGLE MEMBER SA	11/03/2008
EUROBANK EQUITIES INVESTMENT FIRM SINGLE MEMBER SA	04/03/2014
MERIT SECURITIES S.A	17/03/2014

Underlying Asset				Derivatives Market													
Price max	Price min	Closing price	change	Delivery Month	Open price	Price max	Price min	Last price	Closing price	Last Bid	Last Ask	Fixing price*	Life high	Life low	Trades	Volume	Open Interest
FTSE/Athex Large Cap (Trade Unit: 1 Index Point x 2E, Cash Settlement)																	
3,123.16	3,079.64	3,112.23	1.04%	July 2023	3,086.00	3,129.75	3,086.00	3,109.00	3,109.00	---	---	---	3,156.00	---	102	398	4,409
				August 2023	3,089.50	3,120.00	3,089.50	3,120.00	3,120.00	---	---	---	3,151.75	---	11	34	259
				September 2023	---	---	---	---	3,092.00	---	---	---	---	---	---	---	---
				December 2023	---	---	---	---	3,107.50	---	---	---	---	---	---	---	---
				March 2024	---	---	---	---	3,123.25	---	---	---	---	---	---	---	---
				June 2024	---	---	---	---	3,140.00	---	---	---	---	---	---	---	---
FTSE/Athex Banks (Trade Unit: 1 Index Point x 15E, Cash Settlement)																	
1,045.44	1,023.28	1,037.02	1.34%	September 2023	1,034.75	1,055.00	1,034.75	1,055.00	1,055.00	---	---	---	1,055.00	---	4	40	1,323
				December 2023	---	---	---	---	1,032.50	---	---	---	---	---	---	---	---
				March 2024	---	---	---	---	1,037.50	---	---	---	---	---	---	---	---
				June 2024	---	---	---	---	1,043.25	---	---	---	---	---	---	---	---
MSCI GREECE REBASED (Trade Unit: 1 Index Point x 2E, Cash Settlement)																	
4,935.23	4,853.15	4,906.78	0.93%	July 2023	4,899.00	4,901.00	4,897.00	4,901.00	4,901.00	---	---	---	4,984.50	---	4	90	328
				August 2023	4,902.00	4,902.00	4,775.25	4,775.25	4,775.25	---	---	---	4,961.00	---	3	100	273
				September 2023	4,774.25	4,776.25	4,774.25	4,776.25	4,776.25	---	---	---	4,920.50	---	2	50	101
				December 2023	---	---	---	---	4,905.00	---	---	---	---	---	---	---	---
				March 2024	---	---	---	---	4,929.50	---	---	---	---	---	---	---	---
				June 2024	---	---	---	---	4,956.00	---	---	---	---	---	---	---	---

Derivatives notes

Fixing prices and final open positions can be retrieved from the following path <http://www.helex.gr/el/web/guest/statistics-end-of-day-derivatives>

Underlying Asset				Derivatives Market													
Price max	Price min	Closing price	change	Delivery Month	Open price	Price max	Price min	Last price	Closing price	Last Bid	Last Ask	Fixing price*	Life high	Life low	Trades	Volume	Open Interest
ADMIE (IPTO) HOLDING S.A. (CR)				(Contract Size: 100 Securities, Physical Delivery)													
2.31	2.24	2.25	-0.66%	September 2023	2.25	2.27	2.24	2.25	2.25	---	---	---	2.29	---	15	54	14,997
				December 2023	---	---	---	---	2.29	---	---	---	---	---	---	---	---
				March 2024	---	---	---	---	2.30	---	---	---	---	---	---	---	---
				June 2024	---	---	---	---	2.31	---	---	---	---	---	---	---	---
AEGEAN AIRLINES (CR)				(Contract Size: 100 Securities, Physical Delivery)													
11.78	11.14	11.6	4.13%	September 2023	11.50	11.83	11.45	11.72	11.72	---	---	---	11.83	---	33	147	5,813
				December 2023	---	---	---	---	11.24	---	---	---	---	---	---	---	---
				March 2024	---	---	---	---	11.30	---	---	---	---	---	---	---	---
				June 2024	---	---	---	---	11.36	---	---	---	---	---	---	---	---
ALPHA SERVICES HOLD (CR)				(Contract Size: 100 Securities, Physical Delivery)													
1.545	1.51	1.53	1.26%	September 2023	1.54	1.58	1.53	1.57	1.57	---	---	---	1.63	---	322	13,370	239,420
				December 2023	---	---	---	---	1.56	---	---	---	1.65	---	---	---	460
				March 2024	---	---	---	---	1.53	---	---	---	---	---	---	---	---
				June 2024	---	---	---	---	1.54	---	---	---	---	---	---	---	---
AUTOHELLAS SA (CR)				(Contract Size: 100 Securities, Physical Delivery)													
13.96	13.62	13.86	1.17%	September 2023	13.76	13.76	13.76	13.76	13.76	---	---	---	14.56	---	1	1	89
				December 2023	---	---	---	---	13.82	---	---	---	---	---	---	---	---
				March 2024	---	---	---	---	13.89	---	---	---	---	---	---	---	---
				June 2024	---	---	---	---	13.97	---	---	---	---	---	---	---	---
AVAX S.A. (CR)				(Contract Size: 100 Securities, Physical Delivery)													
1.62	1.5	1.558	2.50%	September 2023	1.59	1.62	1.56	1.57	1.57	---	---	---	1.62	---	36	129	1,193
				December 2023	---	---	---	---	1.53	---	---	---	---	---	---	---	---
				March 2024	---	---	---	---	1.54	---	---	---	---	---	---	---	---
				June 2024	---	---	---	---	1.55	---	---	---	---	---	---	---	---
CC HBC AG (CR)				(Contract Size: 100 Securities, Physical Delivery)													
27.94	27.18	27.94	0.90%	September 2023	27.84	28.03	27.70	28.03	28.03	---	---	---	28.42	---	19	49	1,535
				December 2023	---	---	---	---	27.94	---	---	---	---	---	---	---	---
				March 2024	---	---	---	---	28.08	---	---	---	---	---	---	---	---
				June 2024	---	---	---	---	28.23	---	---	---	---	---	---	---	---
CENERGY HOLDINGS (CB)				(Contract Size: 100 Securities, Physical Delivery)													
6.03	5.84	6.03	2.20%	September 2023	5.96	6.08	5.95	6.03	6.03	---	---	---	6.36	---	11	59	6,733
				December 2023	---	---	---	---	5.95	---	---	---	---	---	---	---	---
				March 2024	---	---	---	---	5.98	---	---	---	---	---	---	---	---
				June 2024	---	---	---	---	6.01	---	---	---	---	---	---	---	---

Derivatives notes

Fixing prices and final open positions can be retrieved from the following path <http://www.helex.gr/el/web/guest/statistics-end-of-day-derivatives>

Underlying Asset				Derivatives Market													
Price max	Price min	Closing price	change	Delivery Month	Open price	Price max	Price min	Last price	Closing price	Last Bid	Last Ask	Fixing price*	Life high	Life low	Trades	Volume	Open Interest
ELLAKTOR (CR)				(Contract Size: 100 Securities, Physical Delivery)													
2.42	2.365	2.42	2.76%	September 2023	2.43	2.45	2.41	2.45	2.45	---	---	---	2.46	---	5	9	565
				December 2023	---	---	---	---	2.38	---	---	---	---	---	---	---	---
				March 2024	---	---	---	---	2.39	---	---	---	---	---	---	---	---
				June 2024	---	---	---	---	2.40	---	---	---	---	---	---	---	---
ELVALHALCOR (CR)				(Contract Size: 100 Securities, Physical Delivery)													
2.155	2.1	2.135	-0.70%	September 2023	2.11	2.11	2.11	2.11	2.11	---	---	---	2.22	---	6	30	1,993
				December 2023	---	---	---	---	2.17	---	---	---	---	---	---	---	---
				March 2024	---	---	---	---	2.18	---	---	---	---	---	---	---	---
				June 2024	---	---	---	---	2.19	---	---	---	---	---	---	---	---
EUROBANK HOLDINGS (CR)				(Contract Size: 100 Securities, Physical Delivery)													
1.5685	1.54	1.542	-0.42%	September 2023	1.55	1.59	1.55	1.58	1.58	---	---	---	1.59	---	55	1,563	35,901
				December 2023	---	---	---	---	1.56	---	---	---	---	---	---	---	---
				March 2024	---	---	---	---	1.57	---	---	---	---	---	---	---	---
				June 2024	---	---	---	---	1.58	---	---	---	---	---	---	---	---
EYDAP S.A. (CR)				(Contract Size: 100 Securities, Physical Delivery)													
6.96	6.82	6.95	0.87%	September 2023	6.96	6.96	6.96	6.96	6.96	---	---	---	7.18	---	1	1	946
				December 2023	---	---	---	---	6.95	---	---	---	---	---	---	---	---
				March 2024	---	---	---	---	6.99	---	---	---	---	---	---	---	---
				June 2024	---	---	---	---	7.02	---	---	---	---	---	---	---	---
FOURLIS (CR)				(Contract Size: 100 Securities, Physical Delivery)													
4.62	4.455	4.62	2.21%	September 2023	4.51	4.55	4.51	4.55	4.55	---	---	---	4.76	---	2	16	1,151
				December 2023	---	---	---	---	4.56	---	---	---	---	---	---	---	---
				March 2024	---	---	---	---	4.58	---	---	---	---	---	---	---	---
				June 2024	---	---	---	---	4.61	---	---	---	---	---	---	---	---
GEK TERNA (CR)				(Contract Size: 100 Securities, Physical Delivery)													
14.4	14.14	14.32	0.28%	September 2023	14.45	14.45	14.38	14.40	14.40	---	---	---	14.80	---	5	5	7,544
				December 2023	---	---	---	---	14.41	---	---	---	---	---	---	---	---
				March 2024	---	---	---	---	14.48	---	---	---	---	---	---	---	---
				June 2024	---	---	---	---	14.56	---	---	---	---	---	---	---	---
HELLENIC EXCHANGES-A.S.E. (CR)				(Contract Size: 100 Securities, Physical Delivery)													
5.82	5.6	5.82	3.93%	September 2023	5.73	5.92	5.73	5.92	5.92	---	---	---	5.92	---	118	705	8,774
				December 2023	---	---	---	---	5.65	---	---	---	---	---	---	---	---
				March 2024	---	---	---	---	5.68	---	---	---	---	---	---	---	---
				June 2024	---	---	---	---	5.71	---	---	---	---	---	---	---	---

Derivatives notes

Fixing prices and final open positions can be retrieved from the following path <http://www.helex.gr/el/web/guest/statistics-end-of-day-derivatives>

Underlying Asset					Derivatives Market												
Price max	Price min	Closing price	change	Delivery Month	Open price	Price max	Price min	Last price	Closing price	Last Bid	Last Ask	Fixing price*	Life high	Life low	Trades	Volume	Open Interest
HELLENiQ ENERGY (CR)																	
(Contract Size: 100 Securities, Physical Delivery)																	
7.85	7.7	7.82	0.51%	September 2023	7.83	7.83	7.82	7.83	7.83	---	---	---	8.11	---	6	22	1,115
---	---	---	---	December 2023	---	---	---	---	7.85	---	---	---	---	---	---	---	---
---	---	---	---	March 2024	---	---	---	---	7.89	---	---	---	---	---	---	---	---
---	---	---	---	June 2024	---	---	---	---	7.93	---	---	---	---	---	---	---	---
INTRACOM HOLDINGS (CR)																	
(Contract Size: 100 Securities, Physical Delivery)																	
2.125	2.075	2.09	-0.48%	September 2023	2.14	2.15	2.12	2.13	2.13	---	---	---	2.21	---	24	139	3,544
---	---	---	---	December 2023	---	---	---	---	2.12	---	---	---	---	---	---	---	---
---	---	---	---	March 2024	---	---	---	---	2.13	---	---	---	---	---	---	---	---
---	---	---	---	June 2024	---	---	---	---	2.14	---	---	---	---	---	---	---	---
INTRAKAT (CR)																	
(Contract Size: 100 Securities, Physical Delivery)																	
2.605	2.5	2.585	1.37%	September 2023	2.58	2.61	2.54	2.61	2.61	---	---	---	2.64	---	86	666	10,355
---	---	---	---	December 2023	---	---	---	---	2.57	---	---	---	---	---	---	---	---
---	---	---	---	March 2024	---	---	---	---	2.59	---	---	---	---	---	---	---	---
---	---	---	---	June 2024	---	---	---	---	2.60	---	---	---	---	---	---	---	---
JUMBO SA (CR)																	
(Contract Size: 100 Securities, Physical Delivery)																	
26.52	25.56	26.5	2.79%	September 2023	26.17	26.19	26.10	26.19	26.19	---	---	---	26.29	---	7	17	221
---	---	---	---	December 2023	---	---	---	---	26.01	---	---	---	---	---	---	---	---
---	---	---	---	March 2024	---	---	---	---	26.14	---	---	---	---	---	---	---	---
---	---	---	---	June 2024	---	---	---	---	26.28	---	---	---	---	---	---	---	---
LAMDA DEVELOPMENT SA (CR)																	
(Contract Size: 100 Securities, Physical Delivery)																	
7.265	6.98	7.17	-0.35%	September 2023	7.24	7.24	7.14	7.20	7.20	---	---	---	7.54	---	16	68	6,026
---	---	---	---	December 2023	---	---	---	---	7.26	---	---	---	---	---	---	---	---
---	---	---	---	March 2024	---	---	---	---	7.30	---	---	---	---	---	---	---	---
---	---	---	---	June 2024	---	---	---	---	7.33	---	---	---	---	---	---	---	---
MIG (CR)																	
(Contract Size: 100 Securities, Physical Delivery)																	
4.27	4.16	4.16	0.00%	September 2023	4.12	4.12	4.12	4.12	4.12	---	---	---	5.10	---	1	1	59
---	---	---	---	December 2023	---	---	---	---	4.20	---	---	---	---	---	---	---	---
---	---	---	---	March 2024	---	---	---	---	4.22	---	---	---	---	---	---	---	---
---	---	---	---	June 2024	---	---	---	---	4.24	---	---	---	---	---	---	---	---
MOTOR OIL (CR)																	
(Contract Size: 100 Securities, Physical Delivery)																	
22.48	22.12	22.2	-0.36%	September 2023	22.38	22.60	22.32	22.50	22.50	---	---	---	24.55	---	31	89	1,496
---	---	---	---	December 2023	---	---	---	---	22.48	---	---	---	---	---	---	---	---
---	---	---	---	March 2024	---	---	---	---	22.59	---	---	---	---	---	---	---	---
---	---	---	---	June 2024	---	---	---	---	22.71	---	---	---	---	---	---	---	---

Derivatives notes

Fixing prices and final open positions can be retrieved from the following path <http://www.helex.gr/el/web/guest/statistics-end-of-day-derivatives>

Underlying Asset				Derivatives Market													
Price max	Price min	Closing price	change	Delivery Month	Open price	Price max	Price min	Last price	Closing price	Last Bid	Last Ask	Fixing price*	Life high	Life low	Trades	Volume	Open Interest
MYTILINEOS (CR)				(Contract Size: 100 Securities, Physical Delivery)													
31.22	30.4	31.1	0.45%	September 2023	31.00	31.52	30.89	31.48	31.48	---	---	---	33.23	---	62	152	2,757
				December 2023	---	---	---	---	31.24	---	---	---	---	---	---	---	---
				March 2024	---	---	---	---	31.39	---	---	---	---	---	---	---	---
				June 2024	---	---	---	---	31.56	---	---	---	---	---	---	---	---
NATIONAL BANK (CR)				(Contract Size: 100 Securities, Physical Delivery)													
6.1	5.962	6.1	2.52%	September 2023	5.95	6.17	5.95	6.14	6.14	---	---	---	6.28	---	86	528	15,856
				December 2023	---	---	---	---	6.00	---	---	---	---	---	---	---	---
				March 2024	---	---	---	---	6.03	---	---	---	---	---	---	---	---
				June 2024	---	---	---	---	6.07	---	---	---	---	---	---	---	---
OPAP (CR)				(Contract Size: 103 Securities, Physical Delivery)													
15.96	15.64	15.78	1.22%	September 2023	16.14	16.14	15.87	15.90	15.90	---	---	---	16.43	15.65	11	53	2,562
				December 2023	---	---	---	---	15.73	---	---	---	---	---	---	---	---
				March 2024	---	---	---	---	15.81	---	---	---	---	---	---	---	---
				June 2024	---	---	---	---	15.89	---	---	---	---	---	---	---	---
OTE (CR)				(Contract Size: 100 Securities, Physical Delivery)													
14.96	14.74	14.9	1.09%	September 2023	14.98	15.21	14.96	14.96	14.96	---	---	---	15.43	---	85	393	12,113
				December 2023	---	---	---	---	14.87	---	---	---	---	---	---	---	---
				March 2024	---	---	---	---	14.95	---	---	---	---	---	---	---	---
				June 2024	---	---	---	---	15.03	---	---	---	---	---	---	---	---
P.P.A. S.A. (CR)				(Contract Size: 100 Securities, Physical Delivery)													
22.5	22.15	22.45	1.35%	September 2023	---	---	---	---	21.47	---	---	---	21.57	---	---	---	344
				December 2023	---	---	---	---	22.35	---	---	---	---	---	---	---	---
				March 2024	---	---	---	---	22.46	---	---	---	---	---	---	---	---
				June 2024	---	---	---	---	22.58	---	---	---	---	---	---	---	---
PIRAEUS FINANCIAL HOLD (CR)				(Contract Size: 100 Securities, Physical Delivery)													
3.196	3.09	3.172	2.85%	September 2023	3.12	3.23	3.11	3.21	3.21	---	---	---	3.23	---	190	4,365	75,697
				December 2023	---	---	---	---	3.11	---	---	---	---	---	---	---	---
				March 2024	---	---	---	---	3.13	---	---	---	---	---	---	---	---
				June 2024	---	---	---	---	3.14	---	---	---	---	---	---	---	---
PPC (CR)				(Contract Size: 100 Securities, Physical Delivery)													
10.34	10.22	10.24	-0.39%	September 2023	10.47	10.51	10.36	10.45	10.45	---	---	---	10.81	---	50	199	26,926
				December 2023	---	---	---	---	10.37	---	---	---	---	---	---	---	---
				March 2024	---	---	---	---	10.42	---	---	---	---	---	---	---	---
				June 2024	---	---	---	---	10.48	---	---	---	---	---	---	---	---

Derivatives notes

Fixing prices and final open positions can be retrieved from the following path <http://www.helex.gr/el/web/guest/statistics-end-of-day-derivatives>

Underlying Asset				Derivatives Market													
Price max	Price min	Closing price	change	Delivery Month	Open price	Price max	Price min	Last price	Closing price	Last Bid	Last Ask	Fixing price*	Life high	Life low	Trades	Volume	Open Interest
QUEST HOLDINGS (CR)				(Contract Size: 100 Securities, Physical Delivery)													
6.38	6.18	6.37	0.47%	September 2023	---	---	---	---	6.23	---	---	---	6.45	---	---	---	129
				December 2023	---	---	---	---	6.40	---	---	---	---	---	---	---	---
				March 2024	---	---	---	---	6.43	---	---	---	---	---	---	---	---
				June 2024	---	---	---	---	6.46	---	---	---	---	---	---	---	---
TERNA ENERGY (CR)				(Contract Size: 100 Securities, Physical Delivery)													
19.4	19.07	19.12	-0.37%	September 2023	19.55	19.58	19.33	19.33	19.33	---	---	---	21.16	---	27	61	11,321
				December 2023	---	---	---	---	19.36	---	---	---	---	---	---	---	---
				March 2024	---	---	---	---	19.46	---	---	---	---	---	---	---	---
				June 2024	---	---	---	---	19.56	---	---	---	---	---	---	---	---
TITAN CEMENT (CB)				(Contract Size: 100 Securities, Physical Delivery)													
17.78	17.18	17.5	0.69%	September 2023	17.78	17.78	17.55	17.55	17.55	---	---	---	17.78	---	4	16	720
				December 2023	---	---	---	---	17.54	---	---	---	---	---	---	---	---
				March 2024	---	---	---	---	17.62	---	---	---	---	---	---	---	---
				June 2024	---	---	---	---	17.72	---	---	---	---	---	---	---	---
VIOHALCO SA/NV (CB)				(Contract Size: 100 Securities, Physical Delivery)													
5.96	5.85	5.9	-0.34%	September 2023	5.95	6.05	5.94	5.94	5.94	---	---	---	6.28	---	18	69	5,820
				December 2023	---	---	---	---	5.97	---	---	---	---	---	---	---	---
				March 2024	---	---	---	---	6.00	---	---	---	---	---	---	---	---
				June 2024	---	---	---	---	6.04	---	---	---	---	---	---	---	---

Derivatives notes

Fixing prices and final open positions can be retrieved from the following path <http://www.helex.gr/el/web/guest/statistics-end-of-day-derivatives>

FTSE/Athex Large Cap

(Trade Unit: 1 Index Point x 2€ - Exercise Style: European, Cash Settlement)

Call Options															Put Options																													
July 2023															August 2023															Other Months														
Exercise Price	Open price	Price max	Price min	Last price	Closing price	Volume	Open Interest	Open price	Price max	Price min	Last price	Closing price	Volume	Open Interest	Volume	Open Interest	Open price	Price max	Price min	Last price	Closing price	Volume	Open Interest	Volume	Open Interest	Exercise Price																		
1,775	-	-	-	-	-	-	-	-	-	-	-	-	-	-	-	-	-	-	-	-	-	-	-	-	-	-	1,775																	
1,800	-	-	-	-	-	-	-	-	-	-	-	-	-	-	-	-	-	-	-	-	-	-	-	-	-	-	1,800																	
1,825	-	-	-	-	-	-	-	-	-	-	-	-	-	-	-	-	-	-	-	-	-	-	-	-	-	-	1,825																	
1,850	-	-	-	-	-	-	-	-	-	-	-	-	-	-	-	-	-	-	-	-	-	-	-	-	-	-	1,850																	
1,875	-	-	-	-	-	-	-	-	-	-	-	-	-	-	-	-	-	-	-	-	-	-	-	-	-	-	1,875																	
1,900	-	-	-	-	-	-	-	-	-	-	-	-	-	-	-	-	-	-	-	-	-	-	-	-	-	-	1,900																	
1,925	-	-	-	-	-	-	-	-	-	-	-	-	-	-	-	-	-	-	-	-	-	-	-	-	-	-	1,925																	
1,950	-	-	-	-	-	-	-	-	-	-	-	-	-	-	-	-	-	-	-	-	-	-	-	-	-	-	1,950																	
1,975	-	-	-	-	-	-	-	-	-	-	-	-	-	-	-	-	-	-	-	-	-	-	-	-	-	-	1,975																	
2,000	-	-	-	-	-	-	-	-	-	-	-	-	-	-	-	-	-	-	-	-	-	-	-	-	-	-	2,000																	
2,050	-	-	-	-	-	-	-	-	-	-	-	-	-	-	-	-	-	-	-	-	-	-	-	-	-	-	2,050																	
2,100	-	-	-	-	-	-	-	-	-	-	-	-	-	-	-	-	-	-	-	-	-	-	-	-	-	-	2,100																	
2,150	-	-	-	-	-	-	-	-	-	-	-	-	-	-	-	-	-	-	-	-	-	-	-	-	-	-	2,150																	
2,200	-	-	-	-	-	-	-	-	-	-	-	-	-	-	-	-	-	-	-	-	-	-	-	-	-	-	2,200																	
2,250	-	-	-	-	-	-	-	-	-	-	-	-	-	-	-	-	-	-	-	-	-	-	-	-	-	-	2,250																	
2,300	-	-	-	-	-	-	-	-	-	-	-	-	-	-	-	-	-	-	-	-	-	-	-	-	-	-	2,300																	
2,350	0.00	0.00	0.00	-	727.00	-	-	-	-	-	-	-	-	-	-	-	0.00	0.00	0.00	-	0.01	-	-	-	-	-	2,350																	
2,400	0.00	0.00	0.00	-	677.00	-	-	-	-	-	-	-	-	-	-	-	0.00	0.00	0.00	-	0.03	-	-	-	-	-	2,400																	
2,450	0.00	0.00	0.00	-	627.00	-	-	-	-	-	-	-	-	-	-	-	0.00	0.00	0.00	-	0.02	-	-	-	-	-	2,450																	
2,500	0.00	0.00	0.00	-	577.00	-	-	0.00	0.00	0.00	-	578.00	-	-	-	-	0.00	0.00	0.00	-	0.01	-	-	0.00	0.00	0.00	-	0.14	-	-	2,500													
2,550	0.00	0.00	0.00	-	527.00	-	-	0.00	0.00	0.00	-	528.00	-	-	-	-	0.00	0.00	0.00	-	0.01	-	-	0.00	0.00	0.00	-	0.35	-	-	2,550													
2,600	0.00	0.00	0.00	-	477.00	-	-	0.00	0.00	0.00	-	479.00	-	-	-	-	0.00	0.00	0.00	-	0.05	-	-	0.00	0.00	0.00	-	0.78	-	-	2,600													
2,650	0.00	0.00	0.00	-	427.00	-	-	0.00	0.00	0.00	-	430.00	-	-	-	-	0.00	0.00	0.00	-	0.01	-	-	0.00	0.00	0.00	-	1.60	-	-	2,650													
2,700	0.00	0.00	0.00	-	377.00	-	-	0.00	0.00	0.00	-	382.00	-	-	-	-	0.00	0.00	0.00	-	0.04	-	-	0.00	0.00	0.00	-	3.20	-	-	2,700													
2,750	0.00	0.00	0.00	-	327.00	-	-	0.00	0.00	0.00	-	334.00	-	-	-	-	0.00	0.00	0.00	-	0.17	-	-	0.00	0.00	0.00	-	5.80	-	-	2,750													
2,800	0.00	0.00	0.00	-	278.00	-	-	0.00	0.00	0.00	-	289.00	-	-	-	-	0.00	0.00	0.00	-	0.60	-	100	0.00	0.00	0.00	-	10.00	-	-	2,800													
2,850	0.00	0.00	0.00	-	229.00	-	-	0.00	0.00	0.00	-	245.00	-	-	-	-	0.00	0.00	0.00	-	1.80	-	20	0.00	0.00	0.00	-	16.50	-	-	2,850													
2,900	0.00	0.00	0.00	-	182.00	-	-	0.00	0.00	0.00	-	205.00	-	19	-	-	4.50	0.00	4.50	4.50	4.50	4.50	2	20	0.00	0.00	0.00	-	25.75	-	20	2,900												
2,950	0.00	0.00	0.00	-	138.00	-	82	0.00	0.00	0.00	-	167.00	-	20	-	-	0.00	0.00	0.00	-	11.00	-	12	0.00	0.00	0.00	-	38.50	-	-	2,950													
3,000	0.00	0.00	0.00	-	99.50	-	86	0.00	0.00	0.00	-	134.00	-	41	-	-	9.50	0.00	9.50	12.00	12.00	25	106	0.00	0.00	0.00	-	55.00	-	20	3,000													
3,050	0.00	0.00	0.00	-	67.00	-	38	0.00	0.00	0.00	-	105.00	-	-	-	-	0.00	0.00	0.00	-	39.75	-	81	0.00	0.00	0.00	-	76.00	-	23	3,050													
3,100	0.00	0.00	0.00	-	42.25	-	67	0.00	0.00	0.00	-	80.50	-	20	-	-	0.00	0.00	0.00	-	64.50	-	126	74.00	74.00	74.00	74.00	74.00	20	20	3,100													
3,150	0.00	0.00	0.00	-	24.50	-	162	0.00	0.00	0.00	-	60.50	-	20	-	-	0.00	0.00	0.00	-	97.00	-	81	0.00	0.00	0.00	-	131.00	-	101	3,150													
3,200	0.00	0.00	0.00	-	13.25	-	62	0.00	0.00	0.00	-	44.25	-	2	-	-	0.00	0.00	0.00	-	136.00	-	20	0.00	0.00	0.00	-	165.00	-	-	3,200													
3,250	0.00	0.00	0.00	-	6.50	-	3	40.00	40.00	40.00	40.00	40.00	5	5	-	-	0.00	0.00	0.00	-	179.00	-	-	0.00	0.00	0.00	-	202.00	-	-	3,250													
3,300	0.00	0.00	0.00	-	2.90	-	-	0.00	0.00	0.00	-	22.00	-	-	-	-	0.00	0.00	0.00	-	225.00	-	-	0.00	0.00	0.00	-	242.00	-	-	3,300													

FTSE/Athex Large Cap

(Trade Unit: 1 Index Point x 2€ - Exercise Style: European, Cash Settlement)

Call Options																Put Options																			
Exercise Price	July 2023							August 2023							Other Months		July 2023							August 2023							Other Months		Exercise Price		
	Open price	Price max	Price min	Last price	Closing price	Volume	Open Interest	Open price	Price max	Price min	Last price	Closing price	Volume	Open Interest	Volume	Open Interest	Open price	Price max	Price min	Last price	Closing price	Volume	Open Interest	Open price	Price max	Price min	Last price	Closing price	Volume	Open Interest	Volume	Open Interest			
3,350	0.00	0.00	0.00	-	1.20	-	-	0.00	0.00	0.00	-	15.00	-	-			0.00	0.00	0.00	-	274.00	-	-	0.00	0.00	0.00	-	285.00	-	-			3,350		
3,400	0.00	0.00	0.00	-	0.47	-	-	0.00	0.00	0.00	-	9.90	-	-			0.00	0.00	0.00	-	323.00	-	-	0.00	0.00	0.00	-	330.00	-	-			3,400		
Totals:						0	500							5	127	0	0							27	566							20	184	0	0
Number of Trades:						0							1	0							3							1	0						

ALPHA SERVICES HOLD (CR)

(Contract Size: 100 Securities, Exercise Style: American, Physical Delivery)

Call Options														Put Options																			
Exercise Price	July 2023						August 2023						Other Months		July 2023						August 2023						Other Months		Exercise Price				
	Open price	Price max	Price min	Last price	Closing price	Volume	Open Interest	Open price	Price max	Price min	Last price	Closing price	Volume	Open Interest	Volume	Open Interest	Open price	Price max	Price min	Last price	Closing price	Volume	Open Interest	Open price	Price max	Price min	Last price	Closing price		Volume	Open Interest	Volume	Open Interest
0.550						-	-						-	-									-	-									0.006
0.600						-	-						-	-									-	-									0.006
0.650						-	-						-	-									-	-									0.007
0.700						-	-						-	-									-	-									0.007
0.750						-	-						-	-									-	-									0.008
0.800	0.000	0.000	0.000		0.711	-	-						-	-			0.000	0.000	0.000		0.002	-	-									0.008	
0.850	0.000	0.000	0.000		0.661	-	-	0.000	0.000	0.000		0.662	-	-			0.000	0.000	0.000		0.001	-	-	0.000	0.000	0.000		0.001	-	-		0.009	
0.900	0.000	0.000	0.000		0.611	-	-	0.000	0.000	0.000		0.612	-	-			0.000	0.000	0.000		0.001	-	-	0.000	0.000	0.000		0.001	-	-		0.009	
0.950	0.000	0.000	0.000		0.561	-	-	0.000	0.000	0.000		0.562	-	-			0.000	0.000	0.000		0.001	-	-	0.000	0.000	0.000		0.001	-	-		0.010	
1.000	0.000	0.000	0.000		0.511	-	-	0.000	0.000	0.000		0.512	-	-			0.000	0.000	0.000		0.001	-	-	0.000	0.000	0.000		0.002	-	-		0.010	
1.100	0.000	0.000	0.000		0.411	-	-	0.000	0.000	0.000		0.413	-	-			0.000	0.000	0.000		0.001	-	-	0.000	0.000	0.000		0.001	-	-		0.011	
1.200	0.000	0.000	0.000		0.312	-	-	0.000	0.000	0.000		0.316	-	-			0.000	0.000	0.000		0.001	-	-	0.000	0.000	0.000		0.003	-	-		0.012	
1.300	0.000	0.000	0.000		0.216	-	-	0.000	0.000	0.000		0.226	-	-			0.000	0.000	0.000		0.005	-	-	0.000	0.000	0.000		0.013	-	-		0.013	
1.400	0.000	0.000	0.000		0.133	-	5	0.000	0.000	0.000		0.148	-	-			0.000	0.000	0.000		0.022	-	-	0.000	0.000	0.000		0.035	-	-		0.014	
1.500	0.000	0.000	0.000		0.070	-	10	0.000	0.000	0.000		0.089	-	-			0.000	0.000	0.000		0.059	-	-	0.000	0.000	0.000		0.076	-	-		0.015	
1.600	0.000	0.000	0.000		0.031	-	-	0.000	0.000	0.000		0.049	-	-			0.000	0.000	0.000		0.120	-	-	0.000	0.000	0.000		0.136	-	-		0.016	
1.700	0.000	0.000	0.000		0.012	-	-	0.000	0.000	0.000		0.024	-	-			0.000	0.000	0.000		0.201	-	-	0.000	0.000	0.000		0.211	-	-		0.017	
1.800	0.000	0.000	0.000		0.004	-	-	0.000	0.000	0.000		0.011	-	-			0.000	0.000	0.000		0.293	-	-	0.000	0.000	0.000		0.298	-	-		0.018	
1.900	0.000	0.000	0.000		0.001	-	-	0.000	0.000	0.000		0.005	-	-			0.000	0.000	0.000		0.390	-	-	0.000	0.000	0.000		0.392	-	-		0.019	
2.000	0.000	0.000	0.000		0.003	-	-	0.000	0.000	0.000		0.002	-	-			0.000	0.000	0.000		0.490	-	-	0.000	0.000	0.000		0.490	-	-		0.020	
2.200	0.000	0.000	0.000		0.001	-	-	0.000	0.000	0.000		0.004	-	-			0.000	0.000	0.000		0.690	-	-	0.000	0.000	0.000		0.690	-	-		0.022	
Totals:						0	15					0	0	0	0	0					0	0					0	0	0	0	0		
Number of Trades:						0						0	0	0	0	0					0.00					0	0	0	0				

NATIONAL BANK (CR)

(Contract Size: 100 Securities, Exercise Style: American, Physical Delivery)

Call Options															Put Options																		
July 2023							August 2023							Other Months		July 2023							August 2023							Other Months		Exercise Price	
Open price	Price max	Price min	Last price	Closing price	Volume	Open Interest	Open price	Price max	Price min	Last price	Closing price	Volume	Open Interest	Volume	Open Interest	Open price	Price max	Price min	Last price	Closing price	Volume	Open Interest	Open price	Price max	Price min	Last price	Closing price	Volume	Open Interest	Volume	Open Interest		
2.000					-	-						-	-									-	-									0.020	
2.200					-	-						-	-									-	-									0.022	
2.400					-	-						-	-									-	-									0.024	
2.600					-	-						-	-									-	-									0.026	
2.800					-	-						-	-									-	-									0.028	
3.000					-	-						-	-									-	-									0.030	
3.200	0.000	0.000	0.000		2.75	-	-					-	-			0.000	0.000	0.000		0.001	-	-										0.032	
3.400	0.000	0.000	0.000		2.55	-	-					-	-			0.000	0.000	0.000		0.001	-	-										0.034	
3.600	0.000	0.000	0.000		2.35	-	-	0.000	0.000	0.000		2.36	-	-		0.000	0.000	0.000		0.001	-	-	0.000	0.000	0.000		0.001	-	-			0.036	
3.800	0.000	0.000	0.000		2.15	-	-	0.000	0.000	0.000		2.16	-	-		0.000	0.000	0.000		0.001	-	-	0.000	0.000	0.000		0.001	-	-			0.038	
4.000	0.000	0.000	0.000		1.95	-	-	0.000	0.000	0.000		1.96	-	-		0.000	0.000	0.000		0.001	-	-	0.000	0.000	0.000		0.001	-	-			0.040	
4.400	0.000	0.000	0.000		1.55	-	-	0.000	0.000	0.000		1.57	-	-		0.000	0.000	0.000		0.001	-	-	0.000	0.000	0.000		0.005	-	-			0.044	
4.800	0.000	0.000	0.000		1.15	-	-	0.000	0.000	0.000		1.18	-	-		0.000	0.000	0.000		0.001	-	-	0.000	0.000	0.000		0.024	-	-			0.048	
5.200	0.000	0.000	0.000		0.766	-	-	0.000	0.000	0.000		0.839	-	-		0.000	0.000	0.000		0.012	-	-	0.000	0.000	0.000		0.077	-	-			0.052	
5.600	0.000	0.000	0.000		0.425	-	-	0.000	0.000	0.000		0.550	-	-		0.000	0.000	0.000		0.071	-	10	0.000	0.000	0.000		0.188	-	-			0.056	
6.000	0.000	0.000	0.000		0.185	-	8	0.000	0.000	0.000		0.331	-	5		0.000	0.000	0.000		0.231	-	-	0.000	0.000	0.000		0.368	-	-			0.060	
6.400	0.000	0.000	0.000		0.060	-	-	0.000	0.000	0.000		0.184	-	-		0.000	0.000	0.000		0.505	-	-	0.000	0.000	0.000		0.621	-	-			0.064	
6.800	0.000	0.000	0.000		0.015	-	-	0.000	0.000	0.000		0.094	-	-		0.000	0.000	0.000		0.862	-	-	0.000	0.000	0.000		0.932	-	-			0.068	
7.200	0.000	0.000	0.000		0.003	-	-	0.000	0.000	0.000		0.045	-	-		0.000	0.000	0.000		1.25	-	-	0.000	0.000	0.000		1.28	-	-			0.072	
7.600	0.000	0.000	0.000		0.001	-	-	0.000	0.000	0.000		0.019	-	-		0.000	0.000	0.000		1.65	-	-	0.000	0.000	0.000		1.66	-	-			0.076	
8.000	0.000	0.000	0.000		0.001	-	-	0.000	0.000	0.000		0.008	-	-		0.000	0.000	0.000		2.05	-	-	0.000	0.000	0.000		2.05	-	-			0.080	
Totals:					0	8						0	5	0	0							0	10							0	0	0	270
Number of Trades:					0							0		0								0.00							0		0		

OPAP (CR)

(Contract Size: 100 Securities, Exercise Style: American, Physical Delivery)

Exerise Price	Call Options														Volume	Open Interest	Volume	Open Interest	Exerise Price	Put Options													
	July 2023					August 2023					Other Months									July 2023					August 2023					Other Months			
	Open price	Price max	Price min	Last price	Closing price	Volume	Open Interest	Open price	Price max	Price min	Last price	Closing price	Volume	Open Interest						Volume	Open Interest	Open price	Price max	Price min	Last price	Closing price	Volume	Open Interest	Volume	Open Interest	Volume	Open Interest	
8.800						-	-							-	-													0.088					
9.200						-	-							-	-													0.092					
9.600						-	-							-	-													0.096					
9.730	0.000	0.000	0.000		5.87	-	-							-	-	0.000	0.000	0.000		0.001	-	-					0.097						
10.000						-	-							-	-												0.100						
10.710	0.000	0.000	0.000		4.89	-	-							-	-	0.000	0.000	0.000		0.001	-	-					0.107						
11.000	0.000	0.000	0.000		4.60	-	-	0.000	0.000	0.000		4.62	-	-	0.000	0.000	0.000		0.001	-	-	0.000	0.000	0.000	0.005	-	0.110						
11.680	0.000	0.000	0.000		3.92	-	-							-	-	0.000	0.000	0.000		0.001	-	-					0.117						
12.000	0.000	0.000	0.000		3.60	-	-	0.000	0.000	0.000		3.62	-	-	0.000	0.000	0.000		0.001	-	-	0.000	0.000	0.000	0.001	-	0.120						
12.650	0.000	0.000	0.000		2.95	-	-							-	-	0.000	0.000	0.000		0.001	-	-					0.127						
13.000	0.000	0.000	0.000		2.60	-	-	0.000	0.000	0.000		2.63	-	-	0.000	0.000	0.000		0.001	-	-	0.000	0.000	0.000	0.007	-	0.130						
13.630	0.000	0.000	0.000		1.97	-	-							-	-	0.000	0.000	0.000		0.001	-	-					0.136						
14.000	0.000	0.000	0.000		1.60	-	-	0.000	0.000	0.000		1.69	-	-	0.000	0.000	0.000		0.003	-	-	0.000	0.000	0.000	0.063	-	0.140						
14.600	0.000	0.000	0.000		1.03	-	-							-	-	0.000	0.000	0.000		0.030	-	15					0.146						
15.000	0.000	0.000	0.000		0.692	-	-	0.000	0.000	0.000		0.902	-	-	0.000	0.000	0.000		0.090	-	-	0.000	0.000	0.000	0.278	-	0.150						
15.570	0.000	0.000	0.000		0.321	-	60							-	-	0.000	0.000	0.000		0.289	-	-					0.156						
16.000	0.000	0.000	0.000		0.150	-	-	0.000	0.000	0.000		0.379	-	-	0.000	0.000	0.000		0.549	-	-	0.000	0.000	0.000	0.756	-	0.160						
16.550	0.000	0.000	0.000		0.044	-	6							-	-	0.000	0.000	0.000		0.995	-	-					0.166						
17.000	0.000	0.000	0.000		0.013	-	-	0.000	0.000	0.000		0.126	-	15	0.000	0.000	0.000		1.42	-	-	0.000	0.000	0.000	1.51	-	0.170						
17.520	0.000	0.000	0.000		0.002	-	-							-	-	0.000	0.000	0.000		1.93	-	-					0.175						
18.000	0.000	0.000	0.000		0.001	-	-	0.000	0.000	0.000		0.031	-	-	0.000	0.000	0.000		2.41	-	-	0.000	0.000	0.000	2.42	-	0.180						
18.490	0.000	0.000	0.000		0.001	-	-							-	-	0.000	0.000	0.000		2.90	-	-					0.185						
19.000	0.000	0.000	0.000		0.001	-	-	0.000	0.000	0.000		0.006	-	-	0.000	0.000	0.000		3.41	-	-	0.000	0.000	0.000	3.41	-	0.190						
19.470	0.000	0.000	0.000		0.001	-	-							-	-	0.000	0.000	0.000		3.88	-	-					0.195						
20.000	0.000	0.000	0.000		0.001	-	-	0.000	0.000	0.000		0.001	-	-	0.000	0.000	0.000		4.41	-	-	0.000	0.000	0.000	4.41	-	0.200						
21.410	0.000	0.000	0.000		0.001	-	-							-	-	0.000	0.000	0.000		5.82	-	-					0.214						
22.000	0.000	0.000	0.000		0.001	-	-	0.000	0.000	0.000		0.003	-	-	0.000	0.000	0.000		6.41	-	-	0.000	0.000	0.000	6.41	-	0.220						
23.360	0.000	0.000	0.000		0.001	-	-							-	-	0.000	0.000	0.000		7.77	-	-					0.234						
24.000						-	-	0.000	0.000	0.000		0.001	-	-							-	-	0.000	0.000	0.000	8.41	-	0.240					
Totals:						0	66							0	15	0	0			0	15				0	5	0	0					
Number of Trades:						0								0	0					0.00					0		0						

OTE (CR)

(Contract Size: 100 Securities, Exercise Style: American, Physical Delivery)

Call Options														Put Options																					
Exercise Price	July 2023						August 2023						Other Months		July 2023						August 2023						Other Months		Exercise Price						
	Open price	Price max	Price min	Last price	Closing price	Volume	Open Interest	Open price	Price max	Price min	Last price	Closing price	Volume	Open Interest	Volume	Open Interest	Open price	Price max	Price min	Last price	Closing price	Volume	Open Interest	Open price	Price max	Price min	Last price	Closing price		Volume	Open Interest	Volume	Open Interest		
9.200	0.000	0.000	0.000		5.55	-	-									0.000	0.000	0.000		0.001	-	-											0.092		
9.600	0.000	0.000	0.000		5.15	-	-	0.000	0.000	0.000		5.16	-	-		0.000	0.000	0.000		0.001	-	-		0.000	0.000	0.000		0.001	-	-		0.096			
10.000	0.000	0.000	0.000		4.75	-	-	0.000	0.000	0.000		4.76	-	-		0.000	0.000	0.000		0.001	-	-		0.000	0.000	0.000		0.001	-	-		0.100			
11.000	0.000	0.000	0.000		3.75	-	-	0.000	0.000	0.000		3.77	-	-		0.000	0.000	0.000		0.001	-	-		0.000	0.000	0.000		0.001	-	-		0.110			
12.000	0.000	0.000	0.000		2.75	-	-	0.000	0.000	0.000		2.77	-	-		0.000	0.000	0.000		0.001	-	-		0.000	0.000	0.000		0.001	-	-		0.120			
13.000	0.000	0.000	0.000		1.75	-	-	0.000	0.000	0.000		1.79	-	-		0.000	0.000	0.000		0.001	-	5		0.000	0.000	0.000		0.016	-	-		0.130			
14.000	0.000	0.000	0.000		0.783	-	1	0.000	0.000	0.000		0.917	-	-		0.000	0.000	0.000		0.032	-	-		0.000	0.000	0.000		0.145	-	-		0.140			
15.000	0.000	0.000	0.000		0.148	-	20	0.000	0.000	0.000		0.332	-	-		0.000	0.000	0.000		0.397	-	-		0.000	0.000	0.000		0.561	-	-		0.150			
16.000	0.000	0.000	0.000		0.007	-	-	0.000	0.000	0.000		0.079	-	-		0.000	0.000	0.000		1.26	-	-		0.000	0.000	0.000		1.31	-	-		0.160			
17.000	0.000	0.000	0.000		0.002	-	-	0.000	0.000	0.000		0.012	-	-		0.000	0.000	0.000		2.26	-	-		0.000	0.000	0.000		2.26	-	-		0.170			
18.000	0.000	0.000	0.000		0.002	-	-	0.000	0.000	0.000		0.001	-	-		0.000	0.000	0.000		3.26	-	-		0.000	0.000	0.000		3.26	-	-		0.180			
19.000	0.000	0.000	0.000		0.001	-	-	0.000	0.000	0.000		0.001	-	-		0.000	0.000	0.000		4.26	-	-		0.000	0.000	0.000		4.26	-	-		0.190			
20.000	0.000	0.000	0.000		0.001	-	-	0.000	0.000	0.000		0.001	-	-		0.000	0.000	0.000		5.26	-	-		0.000	0.000	0.000		5.26	-	-		0.200			
22.000	0.000	0.000	0.000		0.001	-	-	0.000	0.000	0.000		0.001	-	-		0.000	0.000	0.000		7.26	-	-		0.000	0.000	0.000		7.26	-	-		0.220			
Totals:						0	21							0	0	0	0							0	5							0	0	0	0
Number of Trades:						0							0	0							0.00							0	0						

PIRAEUS FINANCIAL HOLD (CR)

(Contract Size: 100 Securities, Exercise Style: American, Physical Delivery)

Call Options															Put Options																		
Exercise Price	July 2023					August 2023					Other Months		July 2023					August 2023					Other Months		Exercise Price								
	Open price	Price max	Price min	Last price	Closing price	Volume	Open Interest	Open price	Price max	Price min	Last price	Closing price	Volume	Open Interest	Volume	Open Interest	Open price	Price max	Price min	Last price	Closing price	Volume	Open Interest	Open price		Price max	Price min	Last price	Closing price	Volume	Open Interest	Volume	Open Interest
0.750						-	-						-	-									-	-									0.008
0.800						-	-						-	-									-	-									0.008
0.850						-	-						-	-									-	-									0.009
0.900						-	-						-	-									-	-									0.009
0.950						-	-						-	-									-	-									0.010
1.000						-	-						-	-									-	-									0.010
1.100						-	-						-	-									-	-									0.011
1.200						-	-						-	-									-	-									0.012
1.300						-	-						-	-									-	-									0.013
1.400						-	-						-	-									-	-									0.014
1.500						-	-						-	-									-	-									0.015
1.600	0.000	0.000	0.000		1.48	-	-						-	-			0.000	0.000	0.000		0.001	-	-									0.016	
1.700	0.000	0.000	0.000		1.38	-	-	0.000	0.000	0.000		1.38	-	-			0.000	0.000	0.000		0.001	-	-	0.000	0.000	0.000		0.001	-	-		0.017	
1.800	0.000	0.000	0.000		1.28	-	-	0.000	0.000	0.000		1.28	-	-			0.000	0.000	0.000		0.001	-	-	0.000	0.000	0.000		0.001	-	-		0.018	
1.900	0.000	0.000	0.000		1.18	-	-	0.000	0.000	0.000		1.18	-	-			0.000	0.000	0.000		0.001	-	-	0.000	0.000	0.000		0.001	-	-		0.019	
2.000	0.000	0.000	0.000		1.08	-	-	0.000	0.000	0.000		1.08	-	-			0.000	0.000	0.000		0.001	-	-	0.000	0.000	0.000		0.001	-	-		0.020	
2.200	0.000	0.000	0.000		0.882	-	-	0.000	0.000	0.000		0.886	-	-			0.000	0.000	0.000		0.001	-	-	0.000	0.000	0.000		0.001	-	-		0.022	
2.400	0.000	0.000	0.000		0.682	-	-	0.000	0.000	0.000		0.692	-	-			0.000	0.000	0.000		0.001	-	-	0.000	0.000	0.000		0.006	-	-		0.024	
2.600	0.000	0.000	0.000		0.487	-	-	0.000	0.000	0.000		0.510	-	-			0.000	0.000	0.000		0.005	-	-	0.000	0.000	0.000		0.024	-	-		0.026	
2.800	0.000	0.000	0.000		0.309	-	-	0.000	0.000	0.000		0.351	-	1			0.000	0.000	0.000		0.027	-	-	0.000	0.000	0.000		0.065	-	-		0.028	
3.000	0.000	0.000	0.000		0.168	-	-	0.000	0.000	0.000		0.224	-	-			0.000	0.000	0.000		0.086	-	-	0.000	0.000	0.000		0.137	-	-		0.030	
3.200	0.000	0.000	0.000		0.077	-	150	0.000	0.000	0.000		0.131	-	-			0.000	0.000	0.000		0.195	-	-	0.000	0.000	0.000		0.244	-	-		0.032	
3.400	0.000	0.000	0.000		0.029	-	-	0.000	0.000	0.000		0.072	-	-			0.000	0.000	0.000		0.347	-	-	0.000	0.000	0.000		0.386	-	-		0.034	
3.600	0.000	0.000	0.000		0.009	-	-	0.000	0.000	0.000		0.036	-	-			0.000	0.000	0.000		0.527	-	-	0.000	0.000	0.000		0.550	-	-		0.036	
3.800	0.000	0.000	0.000		0.002	-	-	0.000	0.000	0.000		0.017	-	-			0.000	0.000	0.000		0.721	-	-	0.000	0.000	0.000		0.731	-	-		0.038	
4.000	0.000	0.000	0.000		0.001	-	-	0.000	0.000	0.000		0.008	-	-			0.000	0.000	0.000		0.920	-	-	0.000	0.000	0.000		0.923	-	-		0.040	
Totals:						0	150					0	1	0	0						0	0									0	0	
Number of Trades:						0						0		0								0.00									0		

PPC (CR)

(Contract Size: 100 Securities, Exercise Style: American, Physical Delivery)

Exercise Price	Call Options														Put Options																			
	July 2023							August 2023							Other Months		July 2023							August 2023							Other Months		Exercise Price	
	Open price	Price max	Price min	Last price	Closing price	Volume	Open Interest	Open price	Price max	Price min	Last price	Closing price	Volume	Open Interest	Volume	Open Interest	Open price	Price max	Price min	Last price	Closing price	Volume	Open Interest	Open price	Price max	Price min	Last price	Closing price	Volume	Open Interest	Volume	Open Interest		
3.600						-	-							-	-																			
3.800						-	-							-	-																			0.038
4.000						-	-							-	-																			0.040
4.400						-	-							-	-																			0.044
4.800						-	-							-	-																			0.048
5.200						-	-							-	-																			0.052
5.600						-	-							-	-																			0.056
6.000	0.000	0.000	0.000		4.28	-	-	0.000	0.000	0.000		4.29	-	-		0.000	0.000	0.000		0.001	-	-	0.000	0.000	0.000		0.001	-	-				0.060	
6.400	0.000	0.000	0.000		3.88	-	-	0.000	0.000	0.000		3.90	-	-		0.000	0.000	0.000		0.001	-	-	0.000	0.000	0.000		0.001	-	-				0.064	
6.800	0.000	0.000	0.000		3.49	-	-	0.000	0.000	0.000		3.50	-	-		0.000	0.000	0.000		0.001	-	-	0.000	0.000	0.000		0.001	-	-				0.068	
7.200	0.000	0.000	0.000		3.09	-	-	0.000	0.000	0.000		3.10	-	-		0.000	0.000	0.000		0.001	-	-	0.000	0.000	0.000		0.003	-	-				0.072	
7.600	0.000	0.000	0.000		2.69	-	-	0.000	0.000	0.000		2.71	-	-		0.000	0.000	0.000		0.003	-	-	0.000	0.000	0.000		0.008	-	-				0.076	
8.000	0.000	0.000	0.000		2.29	-	-	0.000	0.000	0.000		2.32	-	-		0.000	0.000	0.000		0.001	-	-	0.000	0.000	0.000		0.021	-	-				0.080	
8.400	0.000	0.000	0.000		1.89	-	-	0.000	0.000	0.000		1.95	-	-		0.000	0.000	0.000		0.002	-	-	0.000	0.000	0.000		0.047	-	-				0.084	
8.800	0.000	0.000	0.000		1.50	-	-	0.000	0.000	0.000		1.60	-	-		0.000	0.000	0.000		0.009	-	-	0.000	0.000	0.000		0.096	-	-				0.088	
9.200	0.000	0.000	0.000		1.12	-	22	0.000	0.000	0.000		1.28	-	-		0.000	0.000	0.000		0.034	-	6	0.000	0.000	0.000		0.175	-	-				0.092	
9.600	0.799	0.799	0.799	0.799	0.799	5	-	1.15	1.15	1.13	1.13	1.13	22	-		0.000	0.000	0.000		0.094	-	5	0.299	0.299	0.299	0.299	0.299	10	33				0.096	
10.000	0.000	0.000	0.000		0.501	-	30	0.000	0.000	0.000		0.750	-	-		0.000	0.000	0.000		0.214	-	20	0.000	0.000	0.000		0.448	-	-				0.100	
11.000	0.000	0.000	0.000		0.106	-	5	0.313	0.313	0.313	0.313	0.313	10	8		0.000	0.000	0.000		0.819	-	-	0.000	0.000	0.000		1.03	-	-				0.110	
12.000	0.000	0.000	0.000		0.012	-	-	0.000	0.000	0.000		0.121	-	-		0.000	0.000	0.000		1.73	-	-	0.000	0.000	0.000		1.82	-	-				0.120	
13.000	0.000	0.000	0.000		0.001	-	-	0.000	0.000	0.000		0.038	-	-		0.000	0.000	0.000		2.72	-	-	0.000	0.000	0.000		2.74	-	-				0.130	
14.000	0.000	0.000	0.000		0.001	-	-	0.000	0.000	0.000		0.010	-	-		0.000	0.000	0.000		3.72	-	-	0.000	0.000	0.000		3.72	-	-				0.140	
15.000	0.000	0.000	0.000		0.001	-	-	0.000	0.000	0.000		0.002	-	-		0.000	0.000	0.000		4.72	-	-	0.000	0.000	0.000		4.72	-	-				0.150	
Totals:						5	57					32	8	0	0					5	31					10	54	0	0					
Number of Trades:						1						3	0							0.00						1		0						

Lending Products	Underlying Title	Open Interest[5]	Multilateral Transactions[1]				Bilateral Transactions[2]		Stock Borrowing through OTC (volume)[3]
			Volume(Offered)	Average Weighted	Transactions volume	Average Weighted	Transactions Volume	Average Weighted	Transactions Volume
ADMIEBOR	ADMIE (IPTO) HOLDING S.A. (CR)	---	---	---	---	---	---	394,403	
AEGNBOR	AEGEAN AIRLINES (CR)	---	---	---	---	---	---	25,104	
ALPHABOR	ALPHA SERVICES HOLD (CR)	93,849	---	---	---	---	---	58,563,854	
ALMYBOR	ALUMIL (CR)	---	---	---	---	---	---	---	
OTOELBOR	AUTOHELLAS SA (CR)	---	---	---	---	---	---	199,532	
AVAXBOR	AVAX S.A. (CR)	---	---	---	---	---	---	---	
EEEBOR	CC HBC AG (CR)	2,661	---	---	---	---	---	47,768	
CENERBOR	CENERGY HOLDINGS (CB)	750	---	---	---	---	---	---	
ELLAKTORBOR	ELLAKTOR (CR)	3,260	---	---	---	---	---	166,913	
ELHABOR	ELVALHALCOR (CR)	1,147	---	---	---	---	---	64,887	
EUROBBOR	EUROBANK HOLDINGS (CR)	15,000	---	---	---	---	---	34,090,778	
EYDAPBOR	EYDAP S.A. (CR)	1,001	---	---	---	---	---	236,728	
FFGRPBOR	FOLLI FOLLIE (CR)	---	---	---	---	---	---	886,310	
FOYRKBOR	FOURLIS (CR)	---	---	---	---	---	---	11,010	
GEKTERNABOR	GEK TERNA (CR)	---	---	---	---	---	---	1,293	
SARBOR	GR. SARANTIS S.A. (CR)	1,877	---	---	---	---	---	44,431	
EXAEBOR	HELLENIC EXCHANGES-A.S.E. (CR)	4,000	---	---	---	---	---	167,063	
ELPEBOR	HELLENIQ ENERGY (CR)	500	---	---	---	---	---	436,597	
INTRKBOR	INTRACOM HOLDINGS (CR)	---	---	---	---	---	---	---	
INKATBOR	INTRAKAT (CR)	---	---	---	---	---	---	---	
BELABOR	JUMBO SA (CR)	5,598	---	---	---	---	---	198,948	
LAMDABOR	LAMDA DEVELOPMENT SA (CR)	500	---	---	---	---	---	523,171	
MIGBOR	MIG (CR)	1,552	---	---	---	---	---	40,179	
MOHBOR	MOTOR OIL (CR)	19,581	---	---	---	---	---	836,200	
MYTILBOR	MYTILINEOS (CR)	18,122	---	---	---	---	---	189,290	
ETEBOR	NATIONAL BANK (CR)	541	---	---	---	---	---	9,144,534	
OPAPBOR	OPAP (CR)	2,001	---	---	8,800	4.50%	---	1,627,268	
HTOBOR	OTE (CR)	---	---	---	---	---	---	1,583,134	
PPABOR	P.P.A. S.A. (CR)	---	---	---	---	---	---	65,287	
TPEIRBOR	PIRAEUS FINANCIAL HOLD (CR)	5,000	---	---	---	---	---	789,868	
PPCBOR	PPC (CR)	8,200	---	---	---	---	---	1,617,722	

Stock Lending Notes

[1] - Multilateral contracts Lending or Borrowing as per Methods 8-1, 8-2 and 8-3-3 (According to ATHEX BoD Resolution No.17)

[2] - Bilateral Contracts Lending or Borrowing as per Methods 8-3-1 and 8-3-2 (According to ATHEX BoD Resolution No.20)

[3] - The information concerning OTC Stock Borrowing Transactions is based on the statements of the Dematerialised Securities System (DSS) operators involved and refers to volumes that have been registered up until the previous working day.

[4] - Average Price (Volume weighted)

[5] - The Data concerning Open Interest before the start of trading session

Lending Products	Underlying Title	Open Interest[5]	Multilateral Transactions[1]				Bilateral Transactions[2]		Stock Borrowing through OTC (volume)[3]	
			Volume(Offered)	Average Weighted	Transactions volume	Average Weighted	Transactions Volume	Average Weighted	Transactions Volume	
QUALBOR	QUALITY & RELIABILITY SA (CR)	---	---	---	---	---	---	---	---	
QUESTBOR	QUEST HOLDINGS (CR)	300	---	---	---	---	---	---	41,564	
TENERGYBOR	TERNA ENERGY (CR)	1,757	---	---	---	---	---	---	62,800	
TITCBOR	TITAN CEMENT (CB)	3,750	---	---	---	---	---	---	357,478	
VIOBOR	VIOHALCO SA/NV (CB)	934	---	---	---	---	---	---	---	

Stock Lending Notes

[1] - Multilateral contracts Lending or Borrowing as per Methods 8-1, 8-2 and 8-3-3 (According to ATHEX BoD Resolution No.17)

[2] - Bilateral Contracts Lending or Borrowing as per Methods 8-3-1 and 8-3-2 (According to ATHEX BoD Resolution No.20)

[3] - The information concerning OTC Stock Borrowing Transactions is based on the statements of the Dematerialised Securities System (DSS) operators involved and refers to volumes that have been registered up until the previous working day.

[4] - Average Price (Volume weighted)

[5] - The Data concerning Open Interest before the start of trading session

Sectors codification for listed companies

12003-	ETF	10101010	Computer Services
10101015	Software	10102030	Computer Hardware
15101010	Telecommunications Equipment	15102015	Telecommunications Services
20101010	Health Care Facilities	20101025	Health Care Services
20102010	Medical Equipment	20103015	Pharmaceuticals
30101010	Banks	30202000	Diversified Financial Services
30202010	Asset Managers & Custodians	30202015	Investment Services
30204000	Closed End Investments	30302010	Full Line Insurance
30302015	Insurance Brokers	30302025	Property and Casualty Insurance
35101010	Real Estate Holding and Development	35101015	Real Estate Services
35102000	Diversified REITs	35102030	Office REITs
40201040	Rental & Leasing Services: Consumer	40202010	Home Construction
40202015	Household Furnishings	40202020	Household Appliance
40203040	Electronic Entertainment	40203045	Toys
40204020	Clothing & Accessories	40301010	Entertainment
40301030	Publishing	40301035	Radio & TV Broadcasters
40401010	Diversified Retailers	40401020	Apparel Retailers
40401025	Home Improvement Retailers	40401030	Specialty Retailers
40501010	Airlines	40501015	Travel & Tourism
40501020	Casinos & Gambling	40501025	Hotels & Motels
45101015	Distillers & Vintners	45101020	Soft Drinks
45102010	Farming Fishing Ranching & Plantations	45102020	Food Products
45103010	Tobacco	45201010	Food Retailers & Wholesalers
45201020	Personal Products	50101010	Construction
50101020	Building Roof/Wallboard and Plumbing	50101030	Cement
50101035	Building Materials: Other	50202010	Electrical Components
50203000	Diversified Industrials	50203015	Plastics
50203030	Containers & Packaging	50204000	Machinery: Industrial
50204020	Machinery: Construction & Handling	50205010	Industrial Suppliers
50205020	Back Office Support HR & Consulting	50205030	Forms & Bulk Printing Services
50206015	Commercial Vehicles & Parts	50206030	Marine Transportation
50206060	Transportation Services	55101000	Diversified Materials
55101020	Textile Products	55102000	General Mining
55102010	Iron & Steel	55102015	Metal Fabricating
55102035	Aluminum	60101020	Oil Refining and Marketing
65101010	Alternative Electricity	65101015	Conventional Electricity
65102030	Water		



ATHEX
Athens Stock Exchange

Λεωφ. Αθηνών 110 104 42 Αθήνα
110, Athinon Ave. GR 104 42 Athens
tel. (+30)210-33.66.800, fax (+30)210-33.66.101
www.athexgroup.gr