

23

Ημερήσιο Δελτίο  
Συναλλακτικής Δραστηριότητας

Daily Official List  
of Trading Activity

Thursday, 6 July, 2023

Year: 144 Trading Day No: 126



**ATHEXGROUP**  
Athens Exchange Group

**Disclaimer:**

Hellenic Exchanges-Athens Stock Exchange S.A endeavours to ensure that the data and other material ("Information") presented on the Daily Official List are accurate and complete, but it is not liable for any errors or omissions of data or /and for the accuracy, credibility, updating and completeness of the aforesaid information nor it has any liability arising directly or indirectly from the use of the above Information.

The Company is not liable for the accuracy of the data included in listed companies' announcements. Only the sender of such an announcement is fully and solely liable for any infringement of third party's rights from the content of such announcement. All contents of the Daily Official List are provided only for information purposes and do not constitute investment advice or solicitation to invest in securities or other products listed for trading on the Exchange.

You acknowledge and agree that the Company is the owner of any property rights related to any Information appearing on the Daily Official List including intellectual property rights copyright, trademarks, etc.

The above data are a property of the Hellenic Exchanges-Athens Exchange and are copyright protected. Users are forbidden to reproduce, modify, copy, sale, transmit or redistribute, by all reproduction means and methods, part or the whole of the above data, without reference to their source.

The commercial exploitation of these data is, also, forbidden by third parties. Hellenic Exchanges-Athens Exchange does not carry any responsibility, direct or indirect, derived from usage or accidental alteration of the above data when used by third parties.

---

**Hellenic Exchanges – Athens Stock Exchange S.A.**

110 Athinon Ave., 10442 Athens, Tel: (210) 33.66.800, Fax: (210) 32.13.938

[www.athexgroup.gr](http://www.athexgroup.gr)

---

**Thessalonica Stock Exchange Center (T.S.E.C)**

16-18 Katouni Str., Thessalonica 546 25 Tel: (2310) 567.667, Fax: (2310) 530.545

**Athex Members Guarantee Fund**

14-16 Fidiou Str., Athens 106 78, Tel: (210) 33.04.682, Fax: (210) 33.04.155

**Hellenic Republic Capital Market Commission**

1 Kolokotroni Str. & 1 Stadiou Str., Athens 10562 Tel: (210) 33.77.100 Fax: (210) 33.77.173

---

**Table of Contents**

---

**Section 1: Statistical Figures of Securities, Derivatives and Lending**

Summary of Markets

Athex Indices

Analytic Figures for Athex Market's Boards and Categories

Trading Details by Athex Sectors and Financial Instruments (ETFs)

Top 10 best &amp; worst performing Shares

Derivatives Summary

**Section 2: Analytic Figures of Shares Transactions**

Analytic Figures of Shares Transactions

Shares' Notes

**Section 3: Figures of Securities Transactions**

Securities Blocks Details

Shares Rights Details

Stock Borrowing

Forced Sales Details

Forced Sales Registered Shares

Exchange Traded Funds (ETFs) Characteristics

**Section 5: Bonds traded in Fixed Income Assets Market**

Convertible Corporate Bonds - Regulated Market

Non Convertible Corporate Bonds - Regulated Market

Government Bonds

Treasury Bills &amp; Zero Coupon Government Bonds

Government Bonds Traded with the Open Outcry Method

State Banks Bonds

**Section 6: Additional Infos**

Athex &amp; ATHEXClear Members List

List of Stocks under Market Making operations

**Section 7: Derivatives Market Analytic Figures**

Index Futures

Stock Futures

Index Options

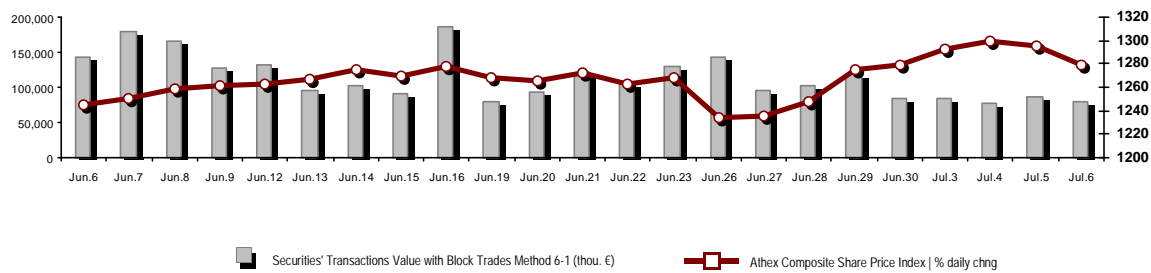
Stock Options

Stock Lending Analytic Figures

**Appendix A: Sectors codification for listed companies**

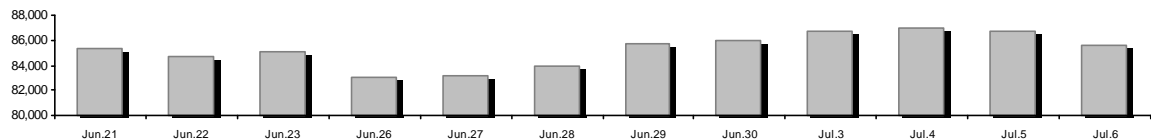
## Summary of Markets

Athex Composite Share Price Index vs Shares and Derivatives Transactions Value

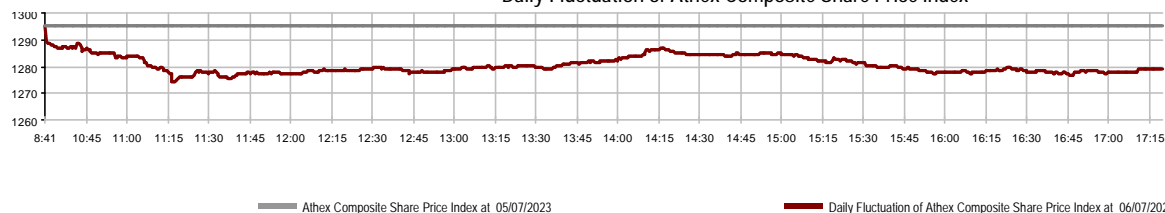


Athex Capitalisation (mill. €) **:	85,648.33		Derivatives Total Open Interest	504,902
Daily change: mill. €   %	-1,046.25	-1.21%	in Index Futures   % daily chng	6,739 4.94%
Yearly Avg Capitalisation: mill. €   % chng prev year Avg	76,073.29	20.64%	in Stock Futures   % daily chng	496,025 1.38%
Athex Composite Share Price Index   % daily chng	1,279.40	-1.23%	in Index Options   % daily chng	1,357 6.18%
Athex Composite Share Price Index Capitalisation (mill. €)	78,518.96		in Stock Options   % daily chng	781 0.13%
Daily change (mill. €)	-1,047.48			
Securities' Transactions Value with Block Trades Method 6-1 (t)	79,694.17		Derivatives Contracts Volume:	26,895
Daily change: %	-5,993.69	-6.99%	Daily change: pieces   %	-1,138 -4.06%
YTD Avg Trans. Value: thou. €   % chng prev year Avg	108,219.28	49.78%	YTD Avg Derivatives Contracts % chng prev year Avg	49,434 43.91%
Blocks Transactions Value of Method 6-1 (thou. €)	3,743.69		Derivatives Trades Number:	1,855
Blocks Transactions Value of Method 6-2 & 6-3 (thou. €)	0.00		Daily change: number   %	-311 -14.36%
Bonds Transactions Value (thou.€)	620.63		YTD Avg Trades number % chng prev year Avg	2,457 19.59%
Securities' Transactions Volume with Block Trades Method 6-1 (tho)	20,142.01		Lending Total Open Interest	95,574
Daily change: thou. pieces   %	-3,981.78	-16.51%	Daily change: pieces   %	855 0.90%
YTD Avg Volume: % chng prev year Avg	38,724.34	36.59%	Lending Volume (Multilateral/Bilateral)	93,650
Blocks Transactions Volume of Method 6-1 (thou. Pieces)	489.18		Daily change: pieces   %	78,150
Blocks Transactions Volume of Method 6-2 & 6-3 (thou. Pieces)	0.00		Multilateral Lending	93,650
Bonds Transactions Volume	663,000		Bilateral Lending	0
Securities' Trades Number with Block Trades Method 6-1	32,708		Lending Trades Number:	9
Daily change: number   %	-892	-2.65%	Daily change: %	5
YTD Avg Trades number % chng prev year Avg	36,123	22.80%	Multilateral Lending Trades Number	9
Number of Blocks Method 6-1	8		Bilateral Lending Trades Number	0
Number of Blocks Method 6-2 & 6-3	0			
Number of Bonds Transactions	171			

Athex Capitalisation (mill. €) \*\*



Daily Fluctuation of Athex Composite Share Price Index



## Athex Indices

Index name	06/07/2023	05/07/2023	pts.	%	Min	Max	Year min	Year max	Year change
Athex Composite Share Price Index	1,279.40	1,295.30	-15.90	-1.23%	1,274.23	1,295.30	929.79	1,300.87	37.60% #
Athex ESG Index	1,448.16	1,467.41	-19.25	-1.31%	1,441.21	1,467.41	1,057.52	1,477.65	36.92% #
FTSE/Athex Large Cap	3,083.54	3,125.77	-42.23	-1.35%	3,067.23	3,125.77	2,250.77	3,148.66	36.95% #
FTSE/Athex Mid Cap Index	2,058.83	2,063.95	-5.12	-0.25%	2,042.73	2,068.01	1,411.43	2,092.26	45.87% #
FTSE/ATHEX High Dividend Yield Index	3,938.84	3,968.50	-29.66	-0.75%	3,921.06	3,968.50	3,028.28	3,996.41	30.07% #
FTSE/ATHEX Global Traders Index Plus	3,775.81	3,810.76	-34.95	-0.92%	3,748.89	3,810.76	2,616.09	3,824.61	44.33% #
FTSE/ATHEX Mid & Small Cap Factor-Weighted Ind	5,416.91	5,427.00	-10.09	-0.19%	5,389.35	5,441.73	4,353.12	5,441.73	23.24% #
ATHEX Select Index Plus	4,450.13	4,474.97	-24.84	-0.56%	4,414.06	4,474.97	3,071.06	4,505.24	44.91% #
ATHEX Select Index	6,393.14	6,384.90	8.24	0.13%	6,304.37	6,412.11	4,343.88	6,437.96	47.18% #
FTSE/Athex Market Index	734.49	744.46	-9.97	-1.34%	730.98	744.46	539.21	748.89	36.18% #
Athex Composite Index Total Return Index	2,309.48	2,338.18	-28.70	-1.23%	2,300.15	2,338.18	1,641.17	2,348.24	40.72% #
FTSE/Athex Large Cap Total Return	5,045.23	5,114.33	-69.10	-1.35%			3,623.42	5,141.46	40.11% #
FTSE/Athex Mid Cap Total Return	2,749.14	2,755.98	-6.84	-0.25%			1,881.61	2,757.72	47.99% #
Hellenic Mid & Small Cap Index	1,881.97	1,898.91	-16.94	-0.89%	1,870.78	1,898.91	1,365.14	1,910.12	37.86% #
FTSE/Athex Banks	1,019.47	1,025.00	-5.53	-0.54%	1,004.69	1,025.98	640.09	1,038.96	59.15% #
FTSE/Athex Financial Services	1,378.66	1,371.25	7.41	0.54%	1,361.37	1,408.31	672.72	1,428.08	101.14% #
FTSE/Athex Industrial Goods & Services	7,255.72	7,379.00	-123.28	-1.67%	7,201.49	7,409.44	4,603.86	7,589.36	56.42% #
FTSE/Athex Retail	1,288.19	1,300.30	-12.11	-0.93%	1,278.53	1,300.30	901.21	1,325.80	42.94% #
FTSE/ATHEX Real Estate	4,703.67	4,735.72	-32.05	-0.68%	4,607.78	4,735.72	3,750.22	4,814.72	15.48% #
FTSE/Athex Consumer Goods & Services	14,579.33	14,783.81	-204.48	-1.38%	14,316.35	14,783.81	8,974.47	14,923.35	59.20% #
FTSE/Athex Food & Beverage	10,019.99	10,294.80	-274.81	-2.67%	9,983.60	10,294.80	8,101.49	11,188.59	18.35% #
FTSE/Athex Basic Resources	9,217.59	9,347.52	-129.93	-1.39%	9,151.20	9,347.52	6,463.31	9,481.05	42.04% #
FTSE/Athex Construction & Materials	4,490.24	4,493.13	-2.89	-0.06%	4,448.87	4,497.47	3,204.90	4,539.09	40.11% #
FTSE/Athex Energy	5,218.38	5,308.63	-90.25	-1.70%	5,201.16	5,308.63	4,780.16	5,856.79	3.75% #
FTSE/Athex Travel & Leisure	2,859.77	2,922.36	-62.59	-2.14%	2,859.77	2,922.36	2,196.17	2,938.81	28.98% #
FTSE/Athex Technology	2,785.24	2,774.77	10.47	0.38%	2,742.99	2,785.24	2,047.81	2,785.93	35.59% #
FTSE/Athex Telecommunications	4,139.91	4,206.68	-66.77	-1.59%	4,136.95	4,215.02	3,511.53	4,415.99	1.67% #
FTSE/Athex Utilities	5,966.07	6,085.70	-119.63	-1.97%	5,942.75	6,085.70	4,598.77	6,158.52	29.73% #
FTSE/Athex Health Care	434.36	425.93	8.43	1.98%	425.93	452.94	387.42	469.84	3.69% #
FTSE/Athex Personal Products	7,625.82	7,644.60	-18.78	-0.25%	7,475.58	7,644.60	6,441.87	7,905.24	15.43% #
Athex All Share Index	299.29	302.95	-3.66	-1.21%	299.29	299.29	231.11	304.09	29.99% #
MSCI GREECE REBASED	4,893.04	4,959.33	-66.29	-1.34%	4,860.64	4,959.33	4,125.04	5,007.92	---
Hellenic Corporate Bond Index	123.88	123.92	-0.05	-0.04%			118.78	124.10	4.11% #
Hellenic Corporate Bond Price Index	88.10	88.14	-0.04	-0.05%			85.96	88.53	2.17% #

Note 1: FTSE/Med 100, Hellenic Corporate Bond Price Index and Hellenic Corporate Bond Index closing prices refer to the previous trading day of 04/07/2023.

Note 2: The Hellenic Mid & Small Cap Index is a Customized index calculated by the Athens Exchange.

## Analytic Figures for Athex Market's Boards and Categories

	Total Traded Securities	Main Market	Surveillance	Exchange Traded Funds (ETFs)
Totals	125	113	11	1
Gain / Lose / Same:	40 / 65 / 20	38 / 61 / 14	2 / 3 / 6	0 / 1 / 0
Athex Capitalisation (mill. €) **	85,648.33	85,281.69	366.64	
Daily Average Trans/ons Value(thou.€)	108,219.28	107,964.58	245.13	58.62
Transactions Value	79,694.17	79,376.15	317.98	0.03
Main Board:	75,950.47	75,632.46	317.98	0.03
Blocks Board 6_2_3:	3,743.69	3,743.69	0.00	0.00
Forced Sales Board:	0.00	0.00	0.00	0.00
Special Terms Board:	0.00	0.00	0.00	0.00
Daily Average Transactions Volume	38,724,337	37,667,144	1,062,697	2,072
Transactions Volume	20,142,008	19,481,379	660,628	1
Main Board:	19,652,829	18,992,200	660,628	1
Blocks Board 6_2_3:	489,179	489,179	0	0
Forced Sales Board:	0	0	0	0
Special Terms Board:	0	0	0	0
Daily Average Number of Trades	36,123	35,888	233	3
Number of Trades	32,708	32,568	139	1
Main Board:	32,700	32,560	139	1
Blocks Board 6_2_3:	8	8	0	0
Forced Sales Board:	0	0	0	0
Special Terms Board:	0	0	0	0

## Trading Details by Athex Sectors and Financial Instruments (ETFs)

Code	Sectors	Gain / Lose / Same	Number of Trades	Transactions Volume	Transactions Value	% of Total Trans. Value
3010	- Banks	2 / 4 / 0	8,317	11,600,799	24,987,222.89	31.35%
5510	- Basic Resources	4 / 9 / 4	1,411	456,183	1,435,564.63	1.80%
5010	- Construction & Materials	7 / 5 / 3	3,388	1,620,948	5,275,469.61	6.62%
4020	- Consumer Products & Services	2 / 2 / 3	1,940	351,652	5,818,917.71	7.30%
6010	- Energy	2 / 2 / 0	1,981	297,594	3,961,641.84	4.97%
12000	- Financial Instruments	0 / 1 / 0	1	1	30.90	0.00%
3020	- Financial Services	2 / 3 / 0	855	260,575	1,450,378.44	1.82%
4510	- Food Beverage & Tobacco	2 / 3 / 0	831	246,481	3,505,897.78	4.40%
2010	- Health Care	3 / 0 / 0	982	1,470,534	1,058,237.28	1.33%
5020	- Industrial Goods & Services	3 / 13 / 0	3,349	652,715	8,140,531.63	10.21%
3030	- Insurance	1 / 0 / 0	60	6,282	26,228.63	0.03%
4030	- Media	0 / 0 / 1	24	51,290	26,783.65	0.03%
4520	- Personal Care, Drug & Grocery Stores	1 / 1 / 1	162	36,411	185,691.62	0.23%
3510	- Real Estate	3 / 3 / 5	895	300,551	1,517,407.55	1.90%
4040	- Retail	2 / 3 / 0	227	68,780	272,020.92	0.34%
1010	- Technology	5 / 4 / 2	1,463	616,805	2,321,417.09	2.91%
1510	- Telecommunications	0 / 2 / 0	1,916	558,350	8,329,189.35	10.45%
4050	- Travel & Leisure	1 / 5 / 1	2,177	861,092	4,463,080.98	5.60%
6510	- Utilities	0 / 5 / 0	2,729	684,965	6,918,452.55	8.68%

## Top 10 best &amp; worst performing Shares

## Main Market

With positive Price change	Closing price	change	With negative Price change	Closing price	change
AVAX S.A. (CR)	1.518	5.71% #	BIOKARPET S.A.(CR)	2.48	-4.61% €
DOMIKI KRITIS SA (CR)	1.255	4.58% #	INTERWOOD-XYLEMPORIA (CR)	0.298	-3.25% €
EVROFARMA SA (CR)	0.99	2.06% #	TERNA ENERGY (CR)	19.33	-2.96% €
LAVIPHARM SA (CR)	0.658	1.86% #	CC HBC AG (CR)	26.72	-2.69% €
TECHNICAL OLYMPIC SA (CR)	2.7	1.50% #	PREMIA (CR)	1.236	-2.52% €
IDEAL HOLDINGS (CR)	5.51	1.47% #	THRACE PLASTICS SA (CR)	5.42	-2.52% €
ATHENS MEDICAL CENTER SA (CR)	2.07	1.47% #	MOTOR OIL (CR)	22.76	-2.40% €
QUEST HOLDINGS (CR)	6.37	1.27% #	OPAP (CR)	15.75	-2.17% €
ELLAKTOR (CR)	2.395	1.05% #	VIOHALCO SA/NV (CB)	5.92	-1.99% €
INTERLIFE G.C.I.(CR)	4.2	0.96% #	TZIRAKIAN PROFIL (CR)	2.03	-1.93% €
With the highest Transactions Value	Value (thou. €)	change	With the highest Transactions Volume	Volume	change
OTE (CR)	8,322.68	-1.59% €	ALPHA SERVICES HOLD (CR)	4,991,152	-0.40% €
PIRAEUS FINANCIAL HOLD (CR)	8,217.92	-0.72% €	EUROBANK HOLDINGS (CR)	3,164,808	0.29% #
ALPHA SERVICES HOLD (CR)	7,494.58	-0.40% €	PIRAEUS FINANCIAL HOLD (CR)	2,708,829	-0.72% €
MYTILINEOS (CR)	6,361.06	-1.74% €	LAVIPHARM SA (CR)	1,411,057	1.86% #
JUMBO SA (CR)	5,433.26	-1.44% €	NATIONAL BANK (CR)	733,692	-1.52% €
EUROBANK HOLDINGS (CR)	4,871.07	0.29% #	AVAX S.A. (CR)	581,669	5.71% #
NATIONAL BANK (CR)	4,366.53	-1.52% €	OTE (CR)	557,507	-1.59% €
TERNA ENERGY (CR)	3,953.01	-2.96% €	INTRAKAT (CR)	407,535	-1.38% €
OPAP (CR)	3,190.36	-2.17% €	HELLENIC EXCHANGES-A.S.E. (CR)	248,094	0.54% #
MOTOR OIL (CR)	2,947.46	-2.40% €	INTRACOM HOLDINGS (CR)	235,440	-1.18% €

Note: Stocks that are not included in the "Under Supervision" category, and the transactions value is more than 10,000 €.

## Derivatives Summary

	Number of Trades	Volume	Open Interest
<b>Index Futures</b>	<b>270</b>	<b>1,387</b>	<b>6,739</b>
FTSE/Athex Banks	0	0	1,303
FTSE/Athex Large Cap	267	1,382	4,831
MSCI GREECE REBASED	3	5	605
<b>Stock Futures</b>	<b>1,574</b>	<b>25,365</b>	<b>496,025</b>
ADMIE (IPTO) HOLDING S.A. (CR)	35	171	15,020
AEGEAN AIRLINES (CR)	30	144	5,835
ALPHA SERVICES HOLD (CR)	278	13,429	236,945
AUTOHELLAS SA (CR)	0	0	89
AVAX S.A. (CR)	80	269	1,048
CC HBC AG (CR)	27	52	1,516
CENERGY HOLDINGS (CB)	34	174	6,782
ELLAKTOR (CR)	3	10	558
ELVALHALCOR (CR)	9	22	2,039
EUROBANK HOLDINGS (CR)	111	3,142	36,721
EYDAP S.A. (CR)	17	81	946
FOURLIS (CR)	3	20	1,161
GEK TERNA (CR)	34	170	7,586
HELLENIC EXCHANGES-A.S.E. (CR)	99	662	8,638
HELLENIQ ENERGY (CR)	5	17	1,113
INTRACOM HOLDINGS (CR)	24	96	3,552
INTRAKAT (CR)	103	1,099	9,960
JUMBO SA (CR)	3	4	221
LAMDA DEVELOPMENT SA (CR)	44	202	5,930
MIG (CR)	6	22	47
MOTOR OIL (CR)	21	59	1,456
MYTILINEOS (CR)	47	141	2,631
NATIONAL BANK (CR)	88	656	15,665
OPAP (CR)	32	148	2,564
OTE (CR)	85	550	11,876
P.P.A. S.A. (CR)	0	0	344
PIRAEUS FINANCIAL HOLD (CR)	152	3,080	71,165
PPC (CR)	121	633	26,836
QUEST HOLDINGS (CR)	4	5	129
TERNA ENERGY (CR)	41	157	11,177
TITAN CEMENT (CB)	13	57	682
VIOHALCO SA/NV (CB)	25	93	5,793
<b>Index Options</b>	<b>10</b>	<b>93</b>	<b>1,357</b>
FTSE/Athex Large Cap	10	93	1,357
<b>Stock Options</b>	<b>1</b>	<b>50</b>	<b>781</b>
ALPHA SERVICES HOLD (CR)	0	0	15
NATIONAL BANK (CR)	0	0	293
OPAP (CR)	0	0	101
OTE (CR)	0	0	26
PIRAEUS FINANCIAL HOLD (CR)	0	0	151
PPC (CR)	1	50	195
<b>Total Derivatives Traded</b>	<b>1,855</b>	<b>26,895</b>	<b>504,902</b>









Number of Outstanding Securities	Nominal Value	Dividends [1]			Date of Last Coupon		Note	Shares	Closing price	% change	Previous closing price/date	Open price	Price min	Price max	Last price	Avg price	Last Bid [7]	Last Ask [7]	P/E after tax	Year	Volume	Trades	Transactions Value[8]	Company Mkt Value (thou. €)	Year low	Year high	Sector[4]
57,434,884	1.31	---	---	---	05/06/2008	12/06/2009	---	REDS S.A. (CR)	2.38	2.59 P	2.32 05/07/2023	2.3	2.3	2.38	2.38	2.36 657@2.30	7@2.37	---	---	2,000	5	4,720.00	136,695.02	2.26	3	35101010	
152,360,643	0.500	0.01	0.02	0.03	23/06/2023	10/06/2020	---	TRASTOR REAL EST. INV. CO.(CR)	1.1	---	1.1 05/07/2023	1.03	1.03	1.13	1.13	1.058 217@1.04	539@1.10	---	---	692	3	731.96	167,596.71	0.965	1.14	35102000	
15,300,000	0.300	---	---	---	30/07/2009	13/12/1999	---	ATTICA PUBLICATIONS SA (CR)	0.316	---	0.316 05/07/2023	---	---	---	---	1902@0.288	355@0.330	---	---	---	---	---	4,834.80	0.236	0.39	40301030	
15,000,000	0.300	---	---	---	06/07/2007	18/07/2000	---	DAIOS PLASTICS SA (CR)	3.4	---	3.4 05/07/2023	---	---	---	---	150@3.10	500@3.40	---	---	---	---	---	51,000.00	2.92	3.54	50203015	
3,307,500	0.210	---	---	---	11/08/2010	30/11/2022	---	ELVE SA (CR)	4.98	---	4.98 05/07/2023	4.82	4.8	5	5	4.912 10@4.82	105@5.00	19.63	2022	74	5	363.50	16,471.35	4.54	5.25	40204020	
2,760,000	11.83	9.4	11	11.8	14/06/2023	16/07/1990	---	KARELIA (CR)	348	---	348 05/07/2023	---	---	---	---	6@348.00	3@354.00	---	---	---	---	---	960,480.00	288	356	45103010	
6,700,000	0.800	0.179	0.047	---	24/08/2022	29/05/2014	---	MILLS KEPENOS (CR)	2.32	---	2.32 05/07/2023	---	---	---	---	500@2.22	341@2.42	17.14	2022	---	---	---	15,544.00	1.93	2.54	45102020	
21,364,000	1.12	---	---	---	29/07/2019	08/03/2023	---	LAMPASA HOTEL SA (CR)	24.8	---	24.8 05/07/2023	24.8	24.8	24.8	24.8	50@24.80	---	---	---	12	1	297.60	529,827.20	20.6	25.4	40501025	
8,321,682	0.670	---	---	---	17/08/2007	23/11/1999	---	N. LEVENTERIS (CR)	0.288	7.46 P	0.268 05/07/2023	0.25	0.25	0.294	0.29	0.284 500@0.294	312@0.294	---	2022	8,128	16	2,305.24	3,001.59	0.22	0.364	55102010	
2,160,524	0.670	---	---	---	03/12/2018	23/11/1999	---	N. LEVENTERIS (PR)	0.28	-9.68 E	0.31 05/07/2023	0.328	0.28	0.33	0.28	0.304 100@0.300	990@0.326	---	2022	5,000	5	1,519.69	3,001.59	0.218	0.342	55102010	
27,379,200	0.980	---	---	---	03/07/2020	29/08/2022	---	CRETE PLASTICS SA (CR)	17	---	17 05/07/2023	---	---	---	---	200@16.40	70@17.00	---	---	---	---	---	465,446.40	14.7	17.9	50203015	
255,494,534	2.71	0.352	0.279	0.255	16/06/2023	30/09/2021	---	PRODEA (CR)	7.65	---	7.65 05/07/2023	7.65	7.65	7.65	7.65	100@7.70	70@7.95	---	---	104	4	795.60	1,954,533.19	7.1	8.6	35102000	
4,181,450	0.500	---	---	---	21/08/2000	05/03/2002	---	FLOUR MILLS SARANTOPOULOS SA	1.12	-1.75 E	1.14 05/07/2023	1.12	1.12	1.12	1.12	50@1.12	---	---	---	1,000	1	1,120.00	4,683.22	0.875	1.5	45102020	

## Exchange Traded Funds (ETFs)

924,675	---	---	---	---	15/06/2016	---	ALPHA ETF FTSE Athex Large Cap	30.9	-1.18 E	31.27 05/07/2023	30.9	30.9	30.9	30.9	30.9	500@30.50	59@34.00	---	---	1	1	30.90	---	22.5	33.8	12003
---------	-----	-----	-----	-----	------------	-----	--------------------------------	------	---------	------------------	------	------	------	------	------	-----------	----------	-----	-----	---	---	-------	-----	------	------	-------

## Surveillance

356,314,416	0.060	---	---	---	07/07/2010	21/09/2017	5160	FRIGOGLASS SA (CR)	0.0595	2.59 P	0.058 05/07/2023	0.057	0.057	0.0595	0.0595	0.059 8166@0.059	21269@0.060	---	---	65,504	14	3,897.48	21,200.71	0.05	0.158	50204000
65,326,268	0.530	---	---	---	04/07/2007	19/07/2006	4750	SATO SA (CR)	0.0375	---	0.0375 05/07/2023	0.041	0.041	0.041	0.041	0.041	18999@0.041	---	---	9,900	2	405.90	2,449.74	0.018	0.069	40202015
13,191,620	0.620	---	---	---	04/08/2010	09/09/2002	5232	YALCO - CONSTANTINOU (CR)	0.16	---	0.16 05/07/2023	---	---	---	---	1331@0.155	1000@0.176	---	---	---	---	---	2,110.66	0.12	0.28	40202020
13,000,000	1.00	---	---	---	01/08/2007	07/04/2000	5093	AKRITAS SA (CR)	0.422	---	0.422 05/07/2023	0.464	0.434	0.464	0.434	0.453 90@0.434	272@0.464	---	---	28	3	12.69	5,486.00	0.414	0.67	50101035
221,519,681	0.300	---	---	---	02/07/2008	28/02/2011	4957	ANEK LINES SA (CR)	0.26	-0.76 E	0.262 05/07/2023	0.26	0.26	0.26	0.26	0.26 5000@0.258	1557@0.260	---	---	72,776	17	18,921.76	58,508.51	0.177	0.27	40501015
312,163	0.300	---	---	---	02/07/2008	28/02/2011	4959	ANEK LINES SA (PR, Issue '90)	0.072	---	0.072 05/07/2023	---	---	---	---	29930@0.079	---	---	---	---	---	---	58,508.51	0.072	0.086	40501015
2,969,713	0.300	---	---	---	02/07/2008	28/02/2011	4958	ANEK LINES SA (PR, Issue '96)	0.3	---	0.3 05/07/2023	---	---	---	---	---	616@0.300	---	---	---	---	---	58,508.51	0.173	0.38	40501015
17,579,754	4.16	---	---	---	18/08/2006	02/08/2010	---	BIOTER SA (CR)	0.23	2.68 P	0.224 05/07/2023	0.23	0.23	0.23	0.23	0.2311103@0.230	---	---	---	10,717	10	2,464.91	4,043.34	0.198	0.398	50101010
54,654,600	0.050	---	---	---	01/07/1998	30/12/2022	5275	VIS SA (CR)	0.26	-2.26 E	0.266 05/07/2023	0.26	0.26	0.26	0.26	800@0.258	7500@0.270	---	2022	10,000	7	2,600.00	14,210.20	0.136	0.378	50203030
51,754,364	0.300	---	---	---	23/12/2003	24/01/2007	5197	SELECTED TEXT. IND. ASSOC (CR)	0.143	---	0.143 05/07/2023	0.139	0.139	0.143	0.143	0.143 1702@0.139	106@0.143	---	---	2,531	7	361.41	7,400.87	0.11	0.202	55101020
371,337,000	0.300	---	---	---	30/05/2013	01/07/2022	---	INTRALOT (CR)	0.59	-0.84 E	0.595 05/07/2023	0.59	0.59	0.59	0.59	0.5948900@0.585	22762@0.590	---	---	488,907	71	288,455.13	219,088.83	0.565	0.765	40501020
15,842,391	1.51	---	---	---	15/07/2009	12/05/2000	5141	BITROS HOLDING SA (CR)	0.416	---	0.416 05/07/2023	0.42	0.42	0.42	0.42	408@0.378	320@0.426	---	---	31	1	13.02	6,590.43	0.398	0.82	55102010
24,319,250	0.300	---	---	---	09/07/2002	04/07/2007	5165	PROODEFTIKH SA (CR)	0.5	---	0.5 05/07/2023	0.48	0.48	0.48	0.48	850@0.480	850@0.498	---	---	150	1	72.00	12,159.63	0.4	0.6	50101010
28,438,268	0.070	---	---	---	21/08/2006	24/11/1999	5253	SPIROY AGRICULTURE SA (CR)	0.158	---	0.158 05/07/2023	---	---	---	---	1000@0.151	1249@0.173	---	---	---	---	---	4,493.25	0.144	0.23	45102010
1,011,000	1.00	---	---	---	01/07/2004	11/12/2012	5193	TRIA ALFA SA (CR)	8.8	---	8.8 05/07/2023	9.5	8.8	9.5	8.8	9.292 36@8.25	---	67.40	2022	84	6	780.50	8,896.80	7.6	16.9	55101020

## Suspension Status

66,948,210	0.300	---	---	---	22/09/2015	22/09/2015	5179	FOLLI FOLLIE (CR)	4.8	---	4.8 24/05/2018	---	---	---	---	---	---	---	---	---	---	---	321,351.41	4.8	4.8	40401030
12,417,000	0.310	---	---	---	27/08/2019	28/08/2017	5233	MLS MULTIMEDIA SA (CR)	0.57	---	0.57 12/05/2020	---	---	---	---	---	---	---	---	---	---	---	7,077.69	0.57	0.57	10101015
6,330,002	0.300	---	---	---	25/06/2002	15/03/2019	5278	VARVARESSOS (CR)	0.24	---	0.24 02/05/2023	---	---	---	---	---	---	---	---	---	---	---	1,519.20	0.16	0.25	55101020
3,961,300	1.28	---	---	---	29/06/2004	03/08/2000	5248	DUROS SA (CR)	0.25	---	0.25 24/04/2023	---	---	---	---	---	---	---	---	---	---	---	990.33	0.2	0.3	40204020
7,085,888	1.59	---	---	---	02/07/1996	06/09/2010	5216	ELVIEMEK (CR)	2.6	---	2.6 30/09/2019	---	---	---	---	---	---	---	---	---	---	---	18,423.31	2.6	2.6	35101010

Number of Outstanding Securities	Nominal Value	Dividends [1]			Date of Last Coupon		Note	Shares	Closing price	% change	Previous closing price/date	Open price	Price min	Price max	Last price	Avg price	Last Bid [7]	Last Ask [7]	P/E after tax	Year	Volume	Trades	Transactions Value[8]	Company Mkt Value (thou. €)	Year low	Year high	Sector[4]
		2020	2021	2022	Dividend [2]	Right																					
7,125,216	0.650	---	---	---	01/07/2005	14/12/1999	4955	KRE.KA SA (CR)	0.28	---	0.28	06/04/2023	---	---	---	---	---	---	---	---	---	---	---	1,995.06	0.17	0.43	45102010
7,734,375	1.00	---	---	---	09/07/2007	07/01/2011	5277	LIVANIS SA (CR)	0.125	---	0.125	28/04/2023	---	---	---	---	---	---	---	---	---	---	---	966.80	0.12	0.18	40301030

## Shares' Notes

Code	Note text
( )	- Adjusted dividends.
*	- Last adjusted closing price.
[1]	- Net dividends.
[2]	- The "Date of Last Coupon" for New listings refers to the date company's stocks started to trade in Athex
[3]	- The Company Market Value is referred to the number of outstanding shares
[4]	- Sectors codification can be found in Appendix A
[5]	- The Market Value refers to the total number of shares listed (including their several classes) in the exchange by the company.
[6]	- P/E greater than 100
[7]	- Last view of the Order Book before the end of the trading session
[8]	- All Blocks Methods' Transactions Value are included.
4750	- Transfer to the Under Surveillance Category from 8/4/2011.
4955	- Transfer to the Surveillance Category as from 5/4/2013.
4957	- Transfer to the Surveillance Category as from 5/4/2013.
4958	- Transfer to the Surveillance Category as from 5/4/2013.
4959	- Transfer to the Surveillance Category as from 5/4/2013.
5093	- Transfer to the Surveillance Category as of 8/4/2015.
5141	- Transfer to the Surveillance Category as of 10/05/2017.
5160	- Transfer to the Surveillance Category as of 15/04/2016.
5165	- Transfer to the Surveillance Category as of 15/02/2018.
5179	- Suspension of trading as of 25/05/2018.
5193	- Transfer to the Surveillance Category as of 25/10/2018.
5197	- Transfer to the Surveillance Category as of 07/11/2018.
5216	- Suspension of trading as of 01/10/2019.
5232	- Transfer to the Under Surveillance Category from 08/04/2011.
5233	- Suspension of trading as of 13/05/2020.
5248	- Transfer to the Surveillance Category as of 06/09/20116.
5253	- Transfer to the Surveillance Category as of 14/5/2021.
5275	- Transfer to the Surveillance Category as of 09/07/2020.
5277	- Suspension of trading as of 02/05/2023.
5278	- Suspension of trading as of 03/05/2023.

### Securities Blocks Details

Securities	Block Volume	Price	Block Trade Value	Time of approval	Note
MOTOR OIL (CR)	14,455	23.18	335,066.90	10:35:23	20
MYTILINEOS (CR)	15,000	31.62	474,300.00	11:40:27	20
JUMBO SA (CR)	12,500	25.68	321,000.00	11:49:19	20
KRI-KRI S.A. (CR)	100,000	8.00	800,000.00	13:25:08	20
IDEAL HOLDINGS (CR)	40,000	5.50	220,000.00	15:15:17	20
PIRAEUS FINANCIAL HOLD (CR)	170,000	3.03	515,100.00	15:28:48	20
JUMBO SA (CR)	13,026	26.12	340,239.12	16:24:57	20
NATIONAL BANK (CR)	124,198	5.94	737,984.52	17:00:09	20

### Blocks Notes

- 9 - Method 6-1 / Special Fees
- 10 - Method 6-1 / Special Fees, SDS
- 14 - Method 6-3 / Settlement, Incomplete Buy and Sell
- 18 - Method 6-2 / SPOT 1
- 19 - Method 6-2 / SPOT 2
- 20 - Method 6-1 and Method 6-1 Same Day Settlement
- 21 - Other Pre-agreed

**Shares Rights Details**

Occured date	Exercise from	Exercise until	Trading until	<b>Rights</b>	Price min	Price max	Closing price	Last Bid	Last Ask	Volume	Trades	Transactions Value
--------------	---------------	----------------	---------------	---------------	-----------	-----------	---------------	----------	----------	--------	--------	--------------------

No Rights Transactions.



---

**Forced Sales Details**

---

Securities	Category of Security	Transactions Volume	Number of Trades	Transactions Value	Note
------------	----------------------	------------------------	---------------------	-----------------------	------

---

No Forced Transactions.

---

---

**Forced Sales Notes**

---

- 1 - Compulsory Public Forced Sales
- 2 - Forced Sales of Fixed Registered Shares
- 3 - Forced Sales of Remaining Fractional Shares

## Exchange Traded Funds (ETFs) Characteristics

	Transactions Date (T)	Creation / Redemption	Units (T-1)	New Units (T-1)	Redemption Units (T-1)	Units (T) [1]	Fund Assets [2]	Net Unit Price	Dividend per Unit	Dividend Date
ALPHA ETF FTSE Athex Large Cap	06/07/2023	5,000	906,928	17,747	---	924,675	28,988,690.00	31.3501	0.62	03/07/2023

## ETFs Notes

[1] - Units (T) = Units (T-1) + New Units (T-1) - Redemption Units (T-1)

[2] - The Creation / Redemption Units of T-1 are included.

## Non Convertible Corporate Bonds - Regulated Market

Num Listed Bonds	Nominal price	Issue price	Today's Rate	Exp. Date	Duration (years)	Note	Coupon		Trading Unit	Corporate Bonds	Accrued Int.	Yield.T.Mat	Price min	Price max	Closing price	Previous closing price/date	Volume	Transactions Value	Last order		ear min	Year max		
							Common	Preferred											Price	Buy / Sell			Date	
300,000	1,000.00	1,000.00	2.30	14/12/2028	7	---	4	---	1	GEK TERNA S.A. (Non Convertible)	1.6611	4.9260	87.3601	88.7000	87.8210	88.7000	05/07/2023	47,000	41,353.94	87.8000	B	16/07/2023	82.1339	90.3500
320,000	1,000.00	1,000.00	3.40	21/07/2027	7	---	6	---	1	LAMDA DEVELOPMENT S.A. (Non Convertible)	15.8667	4.8230	93.3989	93.4999	93.4443	93.0000	05/07/2023	29,000	27,558.99	92.5032	B	16/07/2023	91.4001	95.5000
200,000	1,000.00	1,000.00	2.10	27/10/2027	7	---	6	---	1	O.P.A.P. S.A. (Non Convertible)	4.3167	4.0300	91.7000	92.6999	91.9670	92.0060	05/07/2023	10,000	9,239.86	92.1100	B	16/07/2023	91.3710	95.4000
200,000	1,000.00	1,000.00	1.90	23/03/2028	7	---	5	---	1	MOTOR OIL CORINTH REFINERIES SA (Non Convertible)	5.7528	3.8640	91.2000	91.6000	91.3833	91.7060	05/07/2023	12,000	11,035.03	91.2001	B	16/07/2023	87.5500	92.6000
100,000	1,000.00	1,000.00	2.70	25/05/2026	5	---	5	---	1	COSTAMARE PARTICIPATIONS PLC (Non Convertible)	3.4500	4.2070	95.3602	95.7000	95.4363	95.3730	05/07/2023	24,000	22,987.51	95.3701	B	16/07/2023	92.1400	97.0000
300,000	1,000.00	1,000.00	2.30	20/07/2028	7	---	4	---	1	PRODEA REIC S.A.(Non Convertible)	10.9250	5.7720	85.0000	85.2500	85.2500	85.2000	05/07/2023	91,000	78,376.18	85.0700	B	16/07/2023	82.0100	86.2000
150,000	1,000.00	1,000.00	2.65	22/10/2026	5	---	4	---	1	CPLP SHIPPING HOLDINGS PLC (Non Convertible)	5.6681	4.6480	93.5011	94.0000	93.6009	93.5010	05/07/2023	5,000	4,708.38	93.5011	B	16/07/2023	92.5500	96.0000
500,000	1,000.00	1,000.00	2.75	03/07/2027	7	---	7	---	1	GEK TERNA S.A. (Non Convertible)	0.5347	4.8350	91.5100	91.7499	91.5658	91.7500	05/07/2023	62,000	56,803.96	91.5101	B	16/07/2023	86.8000	94.4535
120,000	1,000.00	1,000.00	2.65	06/12/2028	7	---	4	---	1	NOVAL PROPERTY REIC (Non Convertible)	2.5028	5.1120	88.4000	88.6000	88.5000	88.5000	05/07/2023	30,000	26,620.08	88.0000	B	16/07/2023	84.3700	90.8700
120,000	1,000.00	1,000.00	3.95	04/04/2025	7	---	11	---	1	GEK TERNA S.A. (Non Convertible)	10.6431	3.3630	99.7890	99.8000	99.7966	99.2450	05/07/2023	30,000	30,258.26	99.0011	B	16/07/2023	97.5523	100.5000
100,000	1,000.00	1,000.00	2.95	11/02/2027	5	---	3	---	1	SAFE BULKERS PARTICIPATIONS PLC (Non Convertible)	12.0458	4.9230	93.2499	93.2499	93.2499	93.1900	05/07/2023	1,000	944.54	92.8000	B	16/07/2023	89.9269	97.0000
230,000	1,000.00	1,000.00	4.70	12/07/2029	7	---	2	---	1	LAMDA DEVELOPMENT S.A. (Non convertible)	23.3694	4.6940	98.0100	99.0000	98.9856	99.6160	05/07/2023	39,000	39,376.16	98.5700	B	16/07/2023	94.9889	101.0000
100,000	1,000.00	1,000.00	4.40	26/07/2029	7	---	2	---	1	CPLP SHIPPING HOLDINGS PLC (Non Convertible)	20.1667	4.4250	98.2000	98.9799	98.9799	98.8940	05/07/2023	26,000	26,073.14	98.0000	B	16/07/2023	97.2369	100.8000
200,000	1,000.00	1,000.00	3.60	12/03/2026	7	---	9	---	1	AEGEAN AIRLINES S.A. (Non Convertible)	11.9000	3.9500	97.6100	97.6100	97.6100	97.6590	05/07/2023	39,000	38,532.00	97.6100	B	16/07/2023	95.6301	98.9000
150,000	1,000.00	1,000.00	2.60	22/10/2026	7	---	8	---	1	TERNA ENERGY FINANCE S.A. (Non Convertible)	5.5611	4.4250	93.0001	94.0000	93.4240	93.1440	05/07/2023	127,000	120,600.37	93.1200	B	16/07/2023	92.5000	95.7400
100,000	1,000.00	1,000.00	2.80	25/01/2027	5	---	3	---	1	PREMIA S.A. (Non Convertible)	12.9111	5.6760	90.6901	90.6901	90.6901	91.9750	04/07/2023	20,000	18,396.24	90.7000	B	16/07/2023	87.6862	95.9899
175,000	1,000.00	1,000.00	3.40	26/07/2024	5	---	8	---	1	ATTICA HOLDINGS S.A. (Non Convertible)	15.5833	4.5420	98.0000	98.5000	98.2000	97.9480	05/07/2023	44,000	43,848.27	98.2000	B	16/07/2023	96.6179	98.9000
250,000	1,000.00	1,000.00	2.45	16/11/2028	7	---	4	---	1	ELVALHALCOR S.A. (Non Convertible)	3.7431	5.0170	88.0000	88.4000	88.1500	88.1500	05/07/2023	27,000	23,919.06	87.7001	B	16/07/2023	85.6375	91.0000

## Corporate Bonds Notes

Transactions Volume = (Pieces) \* (Nominal Price). Transactions Value = (Pieces) \* (Nominal Price) \* (price %) + (Accrued interest).

The price of a Bond is stated as a percentage (%) of Bond's Nominal Price.

Nominal Price in Euros (€), except if it is noted differently.

## Government Bonds

Number Listed Bonds	Nominal price	Today's Rate	Accrued Interest Calc	Exp. Date [1]	Duration (years)	Note	Coupons Date	Curr. coupon value	Trading Unit	Government Bonds	Price min	Price max	Closing price	Previous closing price/date	Volume	Transactions Value	Price	Last order Buy / Sell	Date
4,500,000	1,000.00	1.88	Actual/Actual	04/02/2035	15	---	04/02	1.88	1	GGB-FXD-040235-15Y-1.875-1.000	---	---	---	---	---	---	---	---	---
2,500,000	1,000.00	3.45	Actual/Actual	02/04/2024	5	---	02/04	3.45	1	GGB-FXD-020424-05Y-3.450-1.000	---	---	---	---	---	---	---	---	---
6,000,000	1,000.00	0.75	Actual/Actual	18/06/2031	10	---	18/06	0.75	1	GGB-FXD-180631-10Y-0.750-1.000	---	---	---	---	---	---	---	---	---
2,500,000	1,000.00	3.88	Actual/Actual	15/06/2028	5	---	15/06	3.88	1	GGB-FXD-150628-05Y-3.875-1.000	---	---	---	---	---	---	---	---	---
5,962,747,327	1.00	3.75	Actual/Actual	30/01/2028	10	---	/02 - 01/02 - 31/	3.75	1	GGB-FXD-300128-10Y-3.750-1.00	---	---	---	85.4610 13/07/2018	---	---	1.0000	B	28/11/2018
7,067,309,386	1.00	3.90	Actual/Actual	30/01/2033	15	---	/02 - 01/02 - 31/	3.90	1	GGB-FXD-300133-15Y-3.900-1.00	---	---	---	78.6730 13/07/2018	---	---	1.0000	B	28/11/2018
5,622,848,349	1.00	4.00	Actual/Actual	30/01/2037	19	---	/02 - 01/02 - 31/	4.00	1	GGB-FXD-300137-19Y-4.000-1.00	---	---	---	77.0370 13/07/2018	---	---	1.0000	B	28/11/2018
5,476,770,669	1.00	4.20	Actual/Actual	30/01/2042	24	---	/02 - 01/02 - 31/	4.20	1	GGB-FXD-300142-24Y-4.200-1.00	---	---	---	77.7640 13/07/2018	---	---	1.0000	B	28/11/2018
48,794,718	1.00	4.30	Actual/Actual	24/02/2024	12	---	24/02	4.30	1	GGB-FXD-240224-12Y-2.000-1.00	---	---	---	10.0000 22/06/2015	---	---	---	---	---
40,248,141	1.00	4.30	Actual/Actual	24/02/2025	13	---	24/02	4.30	1	GGB-FXD-240225-13Y-2.000-1.00	---	---	---	10.0000 22/06/2015	---	---	---	---	---
59,586,043	1.00	4.30	Actual/Actual	24/02/2026	14	---	24/02	4.30	1	GGB-FXD-240226-14Y-2.000-1.00	---	---	---	10.0000 22/06/2015	---	---	---	---	---
41,118,344	1.00	4.30	Actual/Actual	24/02/2027	15	---	24/02	4.30	1	GGB-FXD-240227-15Y-2.000-1.00	---	---	---	10.0000 22/06/2015	---	---	---	---	---
45,137,734	1.00	4.30	Actual/Actual	24/02/2028	16	---	24/02	4.30	1	GGB-FXD-240228-16Y-2.000-1.00	---	---	---	10.0000 22/06/2015	---	---	---	---	---
61,768,888	1.00	4.30	Actual/Actual	24/02/2029	17	---	24/02	4.30	1	GGB-FXD-240229-17Y-2.000-1.00	---	---	---	10.0000 22/06/2015	---	---	---	---	---
54,567,744	1.00	4.30	Actual/Actual	24/02/2030	18	---	24/02	4.30	1	GGB-FXD-240230-18Y-2.000-1.00	---	---	---	10.0000 22/06/2015	---	---	---	---	---
37,541,515	1.00	4.30	Actual/Actual	24/02/2031	19	---	24/02	4.30	1	GGB-FXD-240231-19Y-2.000-1.00	---	---	---	10.0000 22/06/2015	---	---	---	---	---
37,558,317	1.00	4.30	Actual/Actual	24/02/2032	20	---	24/02	4.30	1	GGB-FXD-240232-20Y-2.000-1.00	---	---	---	10.0000 22/06/2015	---	---	---	---	---
37,473,732	1.00	4.30	Actual/Actual	24/02/2033	21	---	24/02	4.30	1	GGB-FXD-240233-21Y-2.000-1.00	---	---	---	10.0000 22/06/2015	---	---	---	---	---
33,888,293	1.00	4.30	Actual/Actual	24/02/2034	22	---	24/02	4.30	1	GGB-FXD-240234-22Y-2.000-1.00	---	---	---	10.0000 22/06/2015	---	---	---	---	---
35,177,800	1.00	4.30	Actual/Actual	24/02/2035	23	---	24/02	4.30	1	GGB-FXD-240235-23Y-2.000-1.00	---	---	---	10.0000 22/06/2015	---	---	---	---	---
35,547,268	1.00	4.30	Actual/Actual	24/02/2036	24	---	24/02	4.30	1	GGB-FXD-240236-24Y-2.000-1.00	---	---	---	10.0000 22/06/2015	---	---	---	---	---
40,246,306	1.00	4.30	Actual/Actual	24/02/2037	25	---	24/02	4.30	1	GGB-FXD-240237-25Y-2.000-1.00	---	---	---	10.0000 22/06/2015	---	---	---	---	---
37,643,952	1.00	4.30	Actual/Actual	24/02/2038	26	---	24/02	4.30	1	GGB-FXD-240238-26Y-2.000-1.00	---	---	---	10.0000 22/06/2015	---	---	---	---	---
36,977,100	1.00	4.30	Actual/Actual	24/02/2039	27	---	24/02	4.30	1	GGB-FXD-240239-27Y-2.000-1.00	---	---	---	10.0000 22/06/2015	---	---	---	---	---
41,615,000	1.00	4.30	Actual/Actual	24/02/2040	28	---	24/02	4.30	1	GGB-FXD-240240-28Y-2.000-1.00	---	---	---	10.0000 22/06/2015	---	---	---	---	---
42,227,208	1.00	4.30	Actual/Actual	24/02/2041	29	---	24/02	4.30	1	GGB-FXD-240241-29Y-2.000-1.00	---	---	---	10.0000 22/06/2015	---	---	---	---	---
68,288,487	1.00	4.30	Actual/Actual	24/02/2042	30	---	24/02	4.30	1	GGB-FXD-240242-30Y-2.000-1.00	---	---	---	10.0000 22/06/2015	---	---	---	---	---
4,000,000	1,000.00	3.88	Actual/Actual	12/03/2029	10	---	12/03	3.88	1	GGB-FXD-120329-10Y-3.875-1.000	---	---	---	---	---	---	100.0000	B	15/10/2019
4,500,000	1,000.00	0.00	Actual/Actual	12/02/2026	5	---	12/02	0.00	1	GGB-FXD-120226-05Y-0.000-1.000	---	---	---	---	---	---	---	---	---
3,000,000	1,000.00	3.38	Actual/Actual	15/02/2025	7	---	15/02	3.38	1	GGB-FXD-150225-07Y-3.375-1.000	---	---	---	---	---	---	---	---	---
964,000	1,000.00	3.25	Actual/Actual	20/03/2025	6	---	20/03	3.25	1	GGB-FXD-200325-06Y-3.250-1.000	---	---	---	---	---	---	---	---	---
2,100,000	1,000.00	3.55	Actual/Actual	20/03/2026	7	---	20/03	3.55	1	GGB-FXD-200326-07Y-3.550-1.000	---	---	---	---	---	---	---	---	---
40,000	1,000.00	2.18	FLR Actual/360	16/09/2023	1	---	16/03 - 16/09	---	1	GGB-FLT-160923-01Y-2.178-1.000	---	---	---	---	---	---	---	---	---
5,500,000	1,000.00	1.50	Actual/Actual	18/06/2030	10	---	18/06	1.50	1	GGB-FXD-180630-10Y-1.500-1.000	---	---	---	---	---	---	---	---	---

## Government Bonds Notes

Transactions Volume = (Pieces) \* (Nominal Price). Transactions Value = (Pieces) \* (Nominal Price) \* (price %) + (Accrued interest).

The Value of current coupon for the issues with NV 0.01 euro refers to NV 100 euros

FLR: Floating Interest Rate.

[1] - The Expiration Date of the interest bearing period and the Date for coupon payment.

## Government Bonds

Number Listed Bonds	Nominal price	Today's Rate	Accrued Interest Calc	Exp. Date [1]	Duration (years)	Note	Coupons Date	Curr. coupon value	Trading Unit	Government Bonds	Price min	Price max	Closing price	Previous closing price/date	Volume	Transactions Value	Price	Last order Buy / Sell	Date
5,364,250	1,000.00	3.25	Actual/Actual	20/03/2050	30	---	20/03	3.25	1	GGB-FXD-200350-30Y-3.250-1.000	---	---	---	---	---	---	---	---	---
3,924,361	1,000.00	2.00	Actual/Actual	22/04/2027	7	---	22/04	2.00	1	GGB-FXD-220427-07Y-2.000-1.000	---	---	---	---	---	---	99.9000	B	22/04/2020
2,500,000	1,000.00	1.88	Actual/Actual	23/07/2026	7	---	23/07	1.88	1	GGB-FXD-230726-07Y-1.875-1.000	---	---	---	---	---	---	---	---	---
4,050,000	1,000.00	4.25	Actual/Actual	15/06/2033	10	---	15/06	4.25	1	GGB-FXD-150633-10Y-4.250-1.000	---	---	---	---	---	---	---	---	---
3,500,000	1,000.00	1.88	Actual/Actual	24/01/2052	30	---	24/01	1.88	1	GGB-FXD-240152-30Y-1.875-1.000	---	---	---	---	---	---	---	---	---
3,700,000	1,000.00	1.75	Actual/Actual	18/06/2032	10	---	18/06	1.75	1	GGB-FXD-180632-10Y-1.750-1.000	---	---	---	---	---	---	---	---	---
2,200,000	1,000.00	1.13	FLR Actual/360	15/12/2027	5	---	- 15/12 - 15/03 -	---	1	GGB-FLT-151227-05Y-1.130-1.000	---	---	---	---	---	---	102.1600	B	30/12/2022

## Government Bonds Notes

Transactions Volume = (Pieces) \* (Nominal Price). Transactions Value = (Pieces) \* (Nominal Price) \* (price %) + (Accrued interest).

The Value of current coupon for the issues with NV 0.01 euro refers to NV 100 euros

FLR: Floating Interest Rate.

[1] - The Expiration Date of the interest bearing period and the Date for coupon payment.

Treasury Bills & Zero Coupon Government Bonds

Issue Date	13-Week Maturity									26-Week Maturity									52-Week Maturity								
	Exp. Date	Initial Rate	Num Listed Bonds	Nominal price	Issue price	Last Trade Price	Last Trade Date	Volume Traded	Note	Exp. Date	Initial Rate	Num Listed Bonds	Nominal price	Issue price	Last Trade Price	Last Trade Date	Volume Traded	Note	Exp. Date	Initial Rate	Num Listed Bonds	Nominal price	Issue price	Last Trade Price	Last Trade Date	Volume Traded	Note
09/09/2022	---	---	---	---	---	---	---	---	---	---	---	---	---	---	---	---	---	---	08/09/2023	1.97	1,000,000	1,000.00	980.47	---	---	---	---
09/12/2022	---	---	---	---	---	---	---	---	---	---	---	---	---	---	---	---	---	---	08/12/2023	2.73	600,000	1,000.00	973.10	---	---	---	---
10/03/2023	---	---	---	---	---	---	---	---	---	---	---	---	---	---	---	---	---	---	08/03/2024	3.75	1,000,000	1,000.00	963.46	---	---	---	---
09/06/2023	---	---	---	---	---	---	---	---	---	---	---	---	---	---	---	---	---	---	07/06/2024	3.84	1,600,000	1,000.00	962.60	---	---	---	---

Bonds in Circulation	Currency / Min nominal traded Value	Coupons Payment Date	Current Coupon Value	Note	Coupon	Trading Unit	Issue Date	Duration (years)	Today's Interest	A.I.C in days	Bonds	Last price of previous days		Last Outcry in Cash (euro)		Trades in Pieces	Life min	Life Max	
												Price	Buy / Sell	Price	Buy / Sell				
<b>Corporate Bonds in Foreign Currency and Euro</b>																			
103,746	GBP / 10	01/12	0.25	---	64	1	01/12/1930	98	2.5	360	National Mortgage Bank	2.27	05/02/1996	2.27	S	05/02/1996	---	2.27	2.27
0	GBP / 10	01/12	0.25	---	66	1	01/12/1928	100	2.5	360	National Mortgage Bank	---	---	---	---	---	---	---	---

## Government Bonds Notes

A.I.C: Accrued Interest Calculation base.

FLR: Floating Interest Rate.

The minimum tradeable Nominal Value for all Demeterialised Government Titles is 100 Euros.

(μφρ-0)

## Athex &amp; ATHEXClear Members List

Member Name	Stock Market			Derivatives Market		ATHEXClear Member				
	Address	Phone	Fax	Market Member	Remote Member	Market Maker	Proprietary	Market Maker	General Clearing	Direct Clearing
A. SARRIS SECURITIES S.A. 6, ΔΡΑΓΑΤΣΑΝΙΟΥ 6 ΑΘΗΝΑ	2103367700			a						
AEONIC SECURITIES C.I.F. P.L.C. , ΛΑΪΟΥ 6, ΓΡ. 301B, ANNA COURT	35725337600			a						
ALPHA BANK S.A. , ΣΤΑΔΙΟΥ 40 ΑΘΗΝΑ	2103260000								a	
ALPHA FINANCE INVESTMENT SERVICES SINGLE MEMBER SA 5, ΠΑΝΕΠΙΣΤΗΜΙΟΥ 45 ΑΘΗΝΑ	2103677400			a		a	a	a		a
ARGUS STOCKBROKERS LTD 25 , 25 ΛΕΩΦΟΡΟΣ ΔΗΜΟΣΘΕΝΗ ΣΕΒΕΡΗ	0035722717000			a	a		a			
ATLANTIC SECURITIES LTD 37, ΠΡΟΔΡΟΜΟΥ 37	0035722445400			a	a					
AXON SECURITIES S.A. 48, ΣΤΑΔΙΟΥ 48 ΑΘΗΝΑ	2103363800			a			a			
BETA SECURITIES S.A. 29 , Λ.ΑΛΕΞΑΝΔΡΑΣ 29 ΑΘΗΝΑ	2106478930			a		a	a			a
BNP PARIBAS S.A. , ΛΑΜΨΑΚΟΥ 2 ΑΘΗΝΑ	2107468525								a	
BOFA SECURITIES EUROPE SA , 112 AVENUE KL'BER 75116	+33 153655555			a	a					
CAPITAL SECURITIES S.A. 58, ΜΗΤΡΟΠΟΛΕΩΣ 58 ΑΘΗΝΑ	2103369700			a			a			
CITIGROUP GLOBAL MARKETS EUROPE AG 16, REUTERWEG 16	+49 691366-0			a	a					
CITIGROUP GLOBAL MARKETS LIMITED 1, 33 CANADA SQUARE -CANARY WHARF	+44 02079864000			a						
CREDIT SUISSE BANK (EUROPE), S.A. , CALLE AYALA 42, 3A PLANTA-B MADRID	+34917916000			a	a					
CREDIT SUISSE SECURITIES (EUROPE) LIMITED 1 , ONE CABOT SQUARE LONDON	+44 2078888888			a						
CYCLOS SECURITIES S.A. 39, ΧΑΡΙΛΑΟΥ ΤΡΙΚΟΥΠΗ 6-8-10 ΑΘΗΝΑ	2103364300			a			a			
DEUTSCHE BANK S.A. 1 , GREAT WINCHESTER STREET LONDON	+44 20 754 54209	00441133361437			a					
EUROBANK EQUITIES INVESTMENT FIRM SINGLE MEMBER SA , ΦΙΛΕΛΛΗΝΩΝ 10 & ΞΕΝΟΦΩΝΤΟΣ 13 ΑΘΗΝΑ	2103720425			a		a	a			a
EUROBANK S.A. , ΟΘΩΝΟΣ 8 ΑΘΗΝΑ	2144043907								a	
EUROCORP INVESTMENT SERVICES S.A. 14, ΠΛ.ΦΙΛΙΚΗΣ ΕΤΑΙΡΕΙΑΣ 14 ΑΘΗΝΑ	2107263600			a			a			a
EUROTRUST INVESTMENT FIRM SA 113, ΣΕΒΑΣΤΟΥΠΟΛΕΩΣ 113 ΑΘΗΝΑ	2103363100			a						
EUROXX SECURITIES S.A. 7, ΠΑΛΑΙΟΛΟΓΟΥ ΧΑΛΑΝΔΡΙ	(210)-6879400	(210)-6879401		a						
7, ΠΑΛΕΟΛΟΓΟΥ ΧΑΛΑΝΔΡΙ	+30 2106879400	210-6879401								
FREEDOM FINANCE EUROPE LTD , ΧΡΙΣΤΑΚΗ ΚΡΑΝΟΥ 20	035725257786			a	a					
G. A. PERVANAS SECURITIES- INVESTMENT SERVICES S.A. 7-9, ΣΟΦΟΚΛΕΟΥΣ 7-9 ΑΘΗΝΑ	2103727200			a						
GLOBAL CAPITAL SECURITIES & FINANCIAL SERVICES LTD 50, ΛΑΡΧΙΕΠΙΣΚΟΠΟΥ ΜΑΚΑΡΙΟΥ Γ50	0035722710710			a	a					
GREENPOST TRADING EUROPE LTD , ΚΙΜΟΝΟΣ 3, ACROPOLIS MANSIONS, 2ND FLOOR, FLAT/OFFICE 202	035722521389			a	a	a				
HELLENIC AMERICAN SECURITIES S.A. 27, ΑΝΔΡΕΑ ΠΑΠΑΝΔΡΕΟΥ 27 ΜΑΡΟΥΣΙ	2103311100			a		a	a			a
HELLENIC BANK (INVESTMENTS) LTD , ΑΥΞ.ΚΥΡΙΑΚΟΥ ΜΑΤΣΙ 31 - PO BOX 24747 NICOSIA	+357 22500100	357 22500110			a					
HSBC CONTINENTAL EUROPE 109-111, Λ.ΜΕΣΟΓΕΙΩΝ 109-111	2106960000								a	
INDEX SECURITIES S.A. 6, ΔΡΑΓΑΤΣΑΝΙΟΥ 6 ΑΘΗΝΑ	2103213920			a						
J. CHR. MAVRIKIS SECURITIES S.A. 5, ΣΟΦΟΚΛΕΟΥΣ 5 ΑΘΗΝΑ	2103216730			a						



## Athex &amp; ATHEXClear Members List

Member Name				Stock Market			Derivatives Market		ATHEXClear Member	
	Address	Phone	Fax	Market Member	Remote Member	Market Maker	Proprietary	Market Maker	General Clearing	Direct Clearing
KAPPA SECURITIES S.A.				a			a			
15, ΒΑΛΛΑΡΙΤΟΥ 15 ΑΘΗΝΑ	2103678600									
KARAMANOF SECURITIES & INVESTMENT SERVICES S.A.				a						
2, ΠΛ.ΑΓ.ΘΕΟΔΩΡΩΝ 2 ΑΘΗΝΑ	2103212947									
LAIKI FINANCIAL SERVICES LTD					a					
26, AVE. VYRONOS NICOSIA	357 22367367	357 22718567								
LEON DEPOLAS SECURITIES S.A.				a		a	a			
1, ΧΡΗΣΤΟΥ ΛΑΔΑ 1 ΑΘΗΝΑ	2103213276 -28									
MEGA EQUITY SECURITIES & FINANCIAL SERVICES PUBLIC LTD				a	a		a			
42-44, ΛΕΩΦ.ΓΡΙΒΑ ΔΙΓΕΝΗ 42-44	0035722711711									
MERIT SECURITIES S.A				a		a	a			a
5, ΣΟΦΟΚΛΕΟΥΣ 5 ΑΘΗΝΑ	2103671880									
MERRILL LYNCH INTERNATIONAL				a						
2, 2 KING EDWARD STREET LONDON	+44 20276281000									
N. CHRYSOCHOIDIS SECURITIES S.A.				a			a			a
7-9, ΣΟΦΟΚΛΕΟΥΣ 7-9 ΑΘΗΝΑ	2103213913									
NATIONAL BANK OF GREECE S.A.				a			a		a	
86, ΑΙΟΛΟΥ STR. ΑΘΗΝΑ	(210)-3341000	(210)-3228187								
68, ΑΚΑΔΙΜΙΑΣ STR. ΑΘΗΝΑ	(210)-3328817	(210)-3328678								
NATIONAL SECURITIES SINGLE MEMBER SA				a		a	a	a		
66, ΛΕΩΦΟΡΟΣ ΑΘΗΝΩΝ 128-132 & ΙΦΙΓΕΝΙΑΣ ΑΘΗΝΑ	2103328784									
NUNTIUS BROKERAGE AND INVESTMENT SERVICES S.A				a						
6, ΔΡΑΓΑΤΣΑΝΙΟΥ 6 ΑΘΗΝΑ	2103350599									
ONE PLUS CAPITAL LIMITED				a	a					
, 75 PRODROMOU AVENUE NICOSIA 1307	35722873760									
OPTIMA BANK S.A.				a		a	a	a	a	
32, ΑΙΓΙΑΛΕΙΑΣ 32 & ΠΑΡΑΔΕΙΣΟΥ ΜΑΡΟΥΣΙ	2108173663									
PANCRETA BANK S.A									a	
, ΙΚΑΡΟΥ 5	2810 338800									
PANTELAKIS SECURITIES S.A.				a		a	a	a		
57, ΕΘΝΙΚΗΣ ΑΝΤΙΣΤΑΣΕΩΣ 57, ΚΤΙΡΙΟ Β CHALANDRI	2106965000									
PEGASUS SECURITIES S.A				a			a			
17, ΒΑΛΛΑΡΙΤΟΥ 17 & ΑΜΕΡΙΚΗΣ ΑΘΗΝΑ	2103670700									
PIRAEUS BANK S.A.				a			a		a	
, ΑΜΕΡΙΚΗΣ 4 ΑΘΗΝΑ	2103335000									
PIRAEUS SECURITIES S. A.				a		a	a	a		a
10, ΣΤΑΔΙΟΥ 10 ΑΘΗΝΑ	2103354100									
PROCHOICE SECURITIES LTD				a	a					
57, ΛΕΩΦ.ΣΠΥΡΟΥ ΚΥΠΡΙΑΝΟΥ 57, ΑΚΙΝΗΤΑ Φ	035724661192									
SHARELINK SECURITIES & FINANCIAL SERVICES LTD				a			a			
6, HOUSE-ΘΕΟΤΟΚΗ 6 ΜΕΓΑΡΟ ΕΛΛΗΝΑ	+357 22554200									
SOCIETE GENERALE S.A.				a	a		a			
, 17 COURS VALMY, CEDEX	+157290504									
SOLIDUS SECURITIES S.A				a			a			a
64, ΛΟΥΙΖΗΣ ΡΙΑΝΚΟΥΡ 64 ΑΘΗΝΑ	2106900600									
ST. EM. LAVRENTAKIS SECURITIES S.A.				a			a			
7-9, ΣΟΦΟΚΛΕΟΥΣ 7-9 ΑΘΗΝΑ	2103213336									
THE CYPRUS INVESTMENT & SECURITIES CORPORATION LTD				a	a					
154, ΑΓΙΟΥ ΠΡΟΚΟΠΙΟΥ & ΠΟΣΕΙΔΩΝΟΣ 1	0035722121700									
UBS EUROPE SE				a	a					
, OPERNTURM, BOCKENHEIMER LANDSTRASSE 2-4	496921790									
UBS LIMITED					a					
1, FINSBURY AVENUE LONDON	+44 2075687135									

List of Stocks under Market Making operations

Securities	Market Maker	Start Market Making	Stock Category
MLS MULTIMEDIA SA (CR)			Suspension Status
	PIRAEUS SECURITIES S. A.	01/08/2019	
ALPHA ETF FTSE Athex Large Cap			Exchange Traded Funds (ETFs)
	ALPHA FINANCE INVESTMENT SERVICES SINGLE MEMBER SA	02/01/1900	
	NATIONAL SECURITIES SINGLE MEMBER SA	02/01/1900	
ADMIE (IPTO) HOLDING S.A. (CR)			Main Market
	EUROBANK EQUITIES INVESTMENT FIRM SINGLE MEMBER SA	24/05/2021	
	HELLENIC AMERICAN SECURITIES S.A.	09/03/2020	
	PIRAEUS SECURITIES S. A.	29/06/2017	
AEGEAN AIRLINES (CR)			Main Market
	EUROBANK EQUITIES INVESTMENT FIRM SINGLE MEMBER SA	22/09/2020	
ALPHA SERVICES HOLD (CR)			Main Market
	ALPHA FINANCE INVESTMENT SERVICES SINGLE MEMBER SA	29/02/2016	
	EUROBANK EQUITIES INVESTMENT FIRM SINGLE MEMBER SA	22/10/2006	
	GREENPOST TRADING EUROPE LTD	12/06/2023	
	HELLENIC AMERICAN SECURITIES S.A.	25/07/2014	
	LEON DEPOLAS SECURITIES S.A.	04/01/2016	
	MERIT SECURITIES S.A	03/09/2012	
	NATIONAL SECURITIES SINGLE MEMBER SA	02/01/1900	
	PIRAEUS SECURITIES S. A.	28/05/2009	
ALPHA TRUST (CR)			Main Market
	EUROBANK EQUITIES INVESTMENT FIRM SINGLE MEMBER SA	06/02/2023	
	LEON DEPOLAS SECURITIES S.A.	04/01/2021	
ANDROMEDA SA (CR)			Main Market
	BETA SECURITIES S.A.	15/02/2021	
	OPTIMA BANK S.A.	03/04/2023	
ATTICA BANK S.A. (CR)			Main Market
	EUROXX SECURITIES S.A.	22/01/2016	
	PIRAEUS SECURITIES S. A.	20/09/2017	
AUSTRIACARD (CB)			Main Market
	BETA SECURITIES S.A.	23/03/2023	
	EUROBANK EQUITIES INVESTMENT FIRM SINGLE MEMBER SA	15/05/2023	
AUTOHELLAS SA (CR)			Main Market
	ALPHA FINANCE INVESTMENT SERVICES SINGLE MEMBER SA	01/07/2019	
	EUROXX SECURITIES S.A.	02/07/2018	
AVAX S.A. (CR)			Main Market
	EUROBANK EQUITIES INVESTMENT FIRM SINGLE MEMBER SA	14/12/2015	
	PIRAEUS SECURITIES S. A.	01/02/2021	
AVE (CR)			Main Market
	EUROXX SECURITIES S.A.	05/06/2020	
BRIQ PROPERTIES (CR)			Main Market
	EUROBANK EQUITIES INVESTMENT FIRM SINGLE MEMBER SA	09/09/2019	
	LEON DEPOLAS SECURITIES S.A.	22/02/2021	
CC HBC AG (CR)			Main Market
	BETA SECURITIES S.A.	08/03/2021	
	NATIONAL SECURITIES SINGLE MEMBER SA	02/01/1900	
	PIRAEUS SECURITIES S. A.	04/05/2015	
CENERGY HOLDINGS (CB)			Main Market
	ALPHA FINANCE INVESTMENT SERVICES SINGLE MEMBER SA	02/01/2016	
	EUROBANK EQUITIES INVESTMENT FIRM SINGLE MEMBER SA	02/01/2016	
	OPTIMA BANK S.A.	14/03/2022	
	PANTELAKIS SECURITIES S.A.	27/12/2022	
CNL CAPITAL (CR)			Main Market
	MERIT SECURITIES S.A	01/10/2018	
DIMAND (CR)			Main Market
	ALPHA FINANCE INVESTMENT SERVICES SINGLE MEMBER SA	08/08/2022	
	EUROBANK EQUITIES INVESTMENT FIRM SINGLE MEMBER SA	08/08/2022	
	PANTELAKIS SECURITIES S.A.	15/05/2023	
EKTER SA (CR)			Main Market
	BETA SECURITIES S.A.	26/09/2022	
	EUROBANK EQUITIES INVESTMENT FIRM SINGLE MEMBER SA	16/10/2017	
	LEON DEPOLAS SECURITIES S.A.	21/05/2018	
ELASTRON (CR)			Main Market
	LEON DEPOLAS SECURITIES S.A.	20/02/2017	

## List of Stocks under Market Making operations

Securities	Stock Category
Market Maker	Start Market Making
<b>ELLAKTOR (CR)</b>	Main Market
ALPHA FINANCE INVESTMENT SERVICES SINGLE MEMBER SA	18/03/2019
EUROBANK EQUITIES INVESTMENT FIRM SINGLE MEMBER SA	01/06/2012
EUROXX SECURITIES S.A.	24/09/2018
NATIONAL SECURITIES SINGLE MEMBER SA	02/01/1900
PIRAEUS SECURITIES S. A.	22/10/2018
<b>ELTON SA (CR)</b>	Main Market
BETA SECURITIES S.A.	03/09/2012
EUROBANK EQUITIES INVESTMENT FIRM SINGLE MEMBER SA	28/11/2022
OPTIMA BANK S.A.	30/01/2023
<b>ELVALHALCOR (CR)</b>	Main Market
ALPHA FINANCE INVESTMENT SERVICES SINGLE MEMBER SA	07/05/2018
BETA SECURITIES S.A.	09/01/2023
EUROBANK EQUITIES INVESTMENT FIRM SINGLE MEMBER SA	07/05/2018
<b>ENTERSOFT (CR)</b>	Main Market
ALPHA FINANCE INVESTMENT SERVICES SINGLE MEMBER SA	23/03/2023
EUROBANK EQUITIES INVESTMENT FIRM SINGLE MEMBER SA	22/06/2020
<b>EUROBANK HOLDINGS (CR)</b>	Main Market
ALPHA FINANCE INVESTMENT SERVICES SINGLE MEMBER SA	09/01/2006
EUROBANK EQUITIES INVESTMENT FIRM SINGLE MEMBER SA	01/06/2012
GREENPOST TRADING EUROPE LTD	12/06/2023
HELLENIC AMERICAN SECURITIES S.A.	25/07/2014
LEON DEPOLAS SECURITIES S.A.	30/11/2018
MERIT SECURITIES S.A.	06/11/2017
NATIONAL SECURITIES SINGLE MEMBER SA	02/01/1900
PIRAEUS SECURITIES S. A.	28/09/2009
<b>EUROCONSULTANTS S.A. (CR)</b>	Main Market
OPTIMA BANK S.A.	01/02/2023
<b>EYDAP S.A. (CR)</b>	Main Market
ALPHA FINANCE INVESTMENT SERVICES SINGLE MEMBER SA	27/01/2020
EUROBANK EQUITIES INVESTMENT FIRM SINGLE MEMBER SA	10/06/2019
<b>FOURLIS (CR)</b>	Main Market
EUROBANK EQUITIES INVESTMENT FIRM SINGLE MEMBER SA	01/12/2016
PIRAEUS SECURITIES S. A.	06/03/2017
<b>GEK TERNA (CR)</b>	Main Market
BETA SECURITIES S.A.	08/03/2021
EUROBANK EQUITIES INVESTMENT FIRM SINGLE MEMBER SA	24/05/2021
PIRAEUS SECURITIES S. A.	29/08/2019
<b>GR. SARANTIS S.A. (CR)</b>	Main Market
BETA SECURITIES S.A.	14/05/2012
EUROBANK EQUITIES INVESTMENT FIRM SINGLE MEMBER SA	24/10/2016
<b>HELLENIC EXCHANGES-A.S.E. (CR)</b>	Main Market
HELLENIC AMERICAN SECURITIES S.A.	01/09/2014
NATIONAL SECURITIES SINGLE MEMBER SA	02/01/1900
PIRAEUS SECURITIES S. A.	04/05/2015
<b>HELLENIQ ENERGY (CR)</b>	Main Market
HELLENIC AMERICAN SECURITIES S.A.	14/09/2015
PIRAEUS SECURITIES S. A.	20/03/2017
<b>IDEAL HOLDINGS (CR)</b>	Main Market
EUROBANK EQUITIES INVESTMENT FIRM SINGLE MEMBER SA	07/06/2021
PIRAEUS SECURITIES S. A.	07/06/2021
<b>INTERCONTINENTAL (CR)</b>	Main Market
LEON DEPOLAS SECURITIES S.A.	03/06/2019
<b>INTERLIFE G.C.I.(CR)</b>	Main Market
BETA SECURITIES S.A.	24/10/2022
<b>INTERWOOD-XYLEMPORIA (CR)</b>	Main Market
EUROBANK EQUITIES INVESTMENT FIRM SINGLE MEMBER SA	05/07/2021
PANTELAKIS SECURITIES S.A.	01/07/2021
<b>INTRAKAT (CR)</b>	Main Market
BETA SECURITIES S.A.	04/10/2021
PANTELAKIS SECURITIES S.A.	10/10/2022
<b>JUMBO SA (CR)</b>	Main Market
BETA SECURITIES S.A.	01/02/2021
EUROBANK EQUITIES INVESTMENT FIRM SINGLE MEMBER SA	25/05/2020
GREENPOST TRADING EUROPE LTD	12/06/2023
MERIT SECURITIES S.A.	06/11/2017
PIRAEUS SECURITIES S. A.	06/03/2017
<b>KLOUKINAS - LAPPAS SA (CR)</b>	Main Market
OPTIMA BANK S.A.	02/01/2023

## List of Stocks under Market Making operations

Securities	Stock Category
Market Maker	Start Market Making
<b>KRI-KRI S.A. (CR)</b>	<b>Main Market</b>
EUROBANK EQUITIES INVESTMENT FIRM SINGLE MEMBER SA	07/05/2018
LEON DEPOLAS SECURITIES S.A.	16/01/2017
<b>LAMDA DEVELOPMENT SA (CR)</b>	<b>Main Market</b>
EUROBANK EQUITIES INVESTMENT FIRM SINGLE MEMBER SA	08/12/2014
PANTELAKIS SECURITIES S.A.	06/11/2017
PIRAEUS SECURITIES S. A.	29/06/2017
<b>LAMPSA HOTEL SA (CR)</b>	<b>Main Market</b>
LEON DEPOLAS SECURITIES S.A.	16/01/2017
<b>MIG (CR)</b>	<b>Main Market</b>
PIRAEUS SECURITIES S. A.	02/02/2009
<b>MOTOR OIL (CR)</b>	<b>Main Market</b>
BETA SECURITIES S.A.	08/03/2021
EUROBANK EQUITIES INVESTMENT FIRM SINGLE MEMBER SA	22/10/2006
GREENPOST TRADING EUROPE LTD	12/06/2023
LEON DEPOLAS SECURITIES S.A.	01/04/2019
MERIT SECURITIES S.A	25/02/2019
NATIONAL SECURITIES SINGLE MEMBER SA	02/01/1900
PIRAEUS SECURITIES S. A.	04/05/2015
<b>MPLE KEDROS (CR)</b>	<b>Main Market</b>
MERIT SECURITIES S.A	30/09/2022
<b>MYTILINEOS (CR)</b>	<b>Main Market</b>
ALPHA FINANCE INVESTMENT SERVICES SINGLE MEMBER SA	15/04/2019
BETA SECURITIES S.A.	11/04/2022
EUROBANK EQUITIES INVESTMENT FIRM SINGLE MEMBER SA	20/09/2017
GREENPOST TRADING EUROPE LTD	12/06/2023
MERIT SECURITIES S.A	25/02/2019
NATIONAL SECURITIES SINGLE MEMBER SA	02/01/1900
PIRAEUS SECURITIES S. A.	04/05/2015
<b>NATIONAL BANK (CR)</b>	<b>Main Market</b>
ALPHA FINANCE INVESTMENT SERVICES SINGLE MEMBER SA	09/01/2006
EUROBANK EQUITIES INVESTMENT FIRM SINGLE MEMBER SA	22/10/2006
GREENPOST TRADING EUROPE LTD	12/06/2023
HELLENIC AMERICAN SECURITIES S.A.	25/07/2014
LEON DEPOLAS SECURITIES S.A.	20/05/2015
MERIT SECURITIES S.A	03/09/2012
NATIONAL SECURITIES SINGLE MEMBER SA	02/01/1900
PIRAEUS SECURITIES S. A.	08/09/2008
<b>OPAP (CR)</b>	<b>Main Market</b>
ALPHA FINANCE INVESTMENT SERVICES SINGLE MEMBER SA	09/01/2006
BETA SECURITIES S.A.	11/04/2022
EUROBANK EQUITIES INVESTMENT FIRM SINGLE MEMBER SA	22/10/2006
GREENPOST TRADING EUROPE LTD	12/06/2023
HELLENIC AMERICAN SECURITIES S.A.	25/07/2014
MERIT SECURITIES S.A	20/03/2017
NATIONAL SECURITIES SINGLE MEMBER SA	02/01/1900
PIRAEUS SECURITIES S. A.	04/05/2015
<b>OTE (CR)</b>	<b>Main Market</b>
ALPHA FINANCE INVESTMENT SERVICES SINGLE MEMBER SA	09/01/2006
BETA SECURITIES S.A.	11/04/2022
EUROBANK EQUITIES INVESTMENT FIRM SINGLE MEMBER SA	22/10/2006
GREENPOST TRADING EUROPE LTD	12/06/2023
HELLENIC AMERICAN SECURITIES S.A.	25/07/2014
LEON DEPOLAS SECURITIES S.A.	20/04/2015
MERIT SECURITIES S.A	20/03/2017
NATIONAL SECURITIES SINGLE MEMBER SA	02/01/1900
PIRAEUS SECURITIES S. A.	08/09/2008
<b>P.P.A. S.A. (CR)</b>	<b>Main Market</b>
EUROBANK EQUITIES INVESTMENT FIRM SINGLE MEMBER SA	06/02/2019
<b>PAPOUTSANIS (CR)</b>	<b>Main Market</b>
BETA SECURITIES S.A.	25/11/2013
<b>PETROPOULOS PETROS (CR)</b>	<b>Main Market</b>
EUROBANK EQUITIES INVESTMENT FIRM SINGLE MEMBER SA	01/04/2019
PANTELAKIS SECURITIES S.A.	16/03/2020

## List of Stocks under Market Making operations

Securities	Stock Category
Market Maker	Start Market Making
<b>PIRAEUS FINANCIAL HOLD (CR)</b>	<b>Main Market</b>
ALPHA FINANCE INVESTMENT SERVICES SINGLE MEMBER SA	15/04/2019
EUROBANK EQUITIES INVESTMENT FIRM SINGLE MEMBER SA	22/10/2006
EUROXX SECURITIES S.A.	15/02/2016
GREENPOST TRADING EUROPE LTD	12/06/2023
HELLENIC AMERICAN SECURITIES S.A.	25/07/2014
LEON DEPOLAS SECURITIES S.A.	30/11/2018
MERIT SECURITIES S.A	16/09/2013
NATIONAL SECURITIES SINGLE MEMBER SA	02/01/1900
PIRAEUS SECURITIES S. A.	16/02/2009
<b>PPC (CR)</b>	<b>Main Market</b>
ALPHA FINANCE INVESTMENT SERVICES SINGLE MEMBER SA	09/01/2006
BETA SECURITIES S.A.	01/02/2021
EUROBANK EQUITIES INVESTMENT FIRM SINGLE MEMBER SA	22/10/2006
GREENPOST TRADING EUROPE LTD	12/06/2023
HELLENIC AMERICAN SECURITIES S.A.	01/09/2014
MERIT SECURITIES S.A	06/11/2017
NATIONAL SECURITIES SINGLE MEMBER SA	02/01/1900
PIRAEUS SECURITIES S. A.	28/09/2009
<b>PREMA (CR)</b>	<b>Main Market</b>
BETA SECURITIES S.A.	01/06/2021
LEON DEPOLAS SECURITIES S.A.	05/12/2022
PANTELAKIS SECURITIES S.A.	23/12/2021
<b>PROFILE SA (CR)</b>	<b>Main Market</b>
OPTIMA BANK S.A.	03/04/2023
PANTELAKIS SECURITIES S.A.	01/07/2019
<b>QUALITY &amp; RELIABILITY SA (CR)</b>	<b>Main Market</b>
OPTIMA BANK S.A.	03/01/2023
<b>QUEST HOLDINGS (CR)</b>	<b>Main Market</b>
BETA SECURITIES S.A.	26/03/2018
EUROBANK EQUITIES INVESTMENT FIRM SINGLE MEMBER SA	28/01/2019
<b>REVOIL (CR)</b>	<b>Main Market</b>
BETA SECURITIES S.A.	26/06/2023
<b>SIDMA STEEL (CR)</b>	<b>Main Market</b>
LEON DEPOLAS SECURITIES S.A.	06/06/2022
OPTIMA BANK S.A.	25/05/2023
<b>SPACE HELLAS SA (CR)</b>	<b>Main Market</b>
MERIT SECURITIES S.A	09/12/2022
<b>TECHNICAL OLYMPIC SA (CR)</b>	<b>Main Market</b>
BETA SECURITIES S.A.	04/04/2022
OPTIMA BANK S.A.	05/07/2023
<b>TERNA ENERGY (CR)</b>	<b>Main Market</b>
EUROBANK EQUITIES INVESTMENT FIRM SINGLE MEMBER SA	24/05/2021
PIRAEUS SECURITIES S. A.	09/12/2019
<b>THRACE PLASTICS SA (CR)</b>	<b>Main Market</b>
ALPHA FINANCE INVESTMENT SERVICES SINGLE MEMBER SA	26/03/2018
EUROBANK EQUITIES INVESTMENT FIRM SINGLE MEMBER SA	26/03/2018
<b>TITAN CEMENT (CB)</b>	<b>Main Market</b>
BETA SECURITIES S.A.	01/02/2021
EUROBANK EQUITIES INVESTMENT FIRM SINGLE MEMBER SA	06/11/2019
PIRAEUS SECURITIES S. A.	18/01/2021
<b>TZIRAKIAN PROFIL (CR)</b>	<b>Main Market</b>
LEON DEPOLAS SECURITIES S.A.	19/07/2021
<b>VIOHALCO SA/WV (CB)</b>	<b>Main Market</b>
ALPHA FINANCE INVESTMENT SERVICES SINGLE MEMBER SA	11/03/2008
EUROBANK EQUITIES INVESTMENT FIRM SINGLE MEMBER SA	04/03/2014
MERIT SECURITIES S.A	17/03/2014

Underlying Asset				Derivatives Market													
Price max	Price min	Closing price	change	Delivery Month	Open price	Price max	Price min	Last price	Closing price	Last Bid	Last Ask	Fixing price*	Life high	Life low	Trades	Volume	Open Interest
<b>FTSE/Athex Large Cap</b>				(Trade Unit: 1 Index Point x 2€, Cash Settlement)													
3,125.77	3,067.23	3,083.54	-1.35%	July 2023	3,106.25	3,112.00	3,067.00	3,082.00	3,082.00	---	---	---	3,156.00	---	248	1,290	4,597
				August 2023	3,100.00	3,105.00	3,079.00	3,086.00	3,086.00	---	---	---	3,151.75	---	19	92	234
				September 2023	---	---	---	---	3,138.25	---	---	---	---	---	---	---	---
				December 2023	---	---	---	---	3,154.00	---	---	---	---	---	---	---	---
				March 2024	---	---	---	---	3,170.00	---	---	---	---	---	---	---	---
				June 2024	---	---	---	---	3,187.00	---	---	---	---	---	---	---	---
<b>FTSE/Athex Banks</b>				(Trade Unit: 1 Index Point x 15€, Cash Settlement)													
1,025.98	1,004.69	1,019.47	-0.54%	September 2023	---	---	---	---	1,031.50	---	---	---	1,052.25	---	---	---	1,303
				December 2023	---	---	---	---	1,034.25	---	---	---	---	---	---	---	---
				March 2024	---	---	---	---	1,039.50	---	---	---	---	---	---	---	---
				June 2024	---	---	---	---	1,045.00	---	---	---	---	---	---	---	---
<b>MSCI GREECE REBASED</b>				(Trade Unit: 1 Index Point x 2€, Cash Settlement)													
4,959.33	4,860.64	4,893.04	-1.34%	July 2023	4,880.25	4,889.00	4,880.25	4,889.00	4,889.00	---	---	---	4,984.50	---	2	3	281
				August 2023	4,873.75	4,873.75	4,873.75	4,873.75	4,873.75	---	---	---	4,961.00	---	1	2	223
				September 2023	---	---	---	---	4,859.75	---	---	---	4,920.50	---	---	---	101
				December 2023	---	---	---	---	5,004.25	---	---	---	---	---	---	---	---
				March 2024	---	---	---	---	5,029.25	---	---	---	---	---	---	---	---
				June 2024	---	---	---	---	5,056.25	---	---	---	---	---	---	---	---

Derivatives notes

Fixing prices and final open positions can be retrieved from the following path <http://www.helex.gr/el/web/guest/statistics-end-of-day-derivatives>

Underlying Asset				Derivatives Market													
Price max	Price min	Closing price	change	Delivery Month	Open price	Price max	Price min	Last price	Closing price	Last Bid	Last Ask	Fixing price*	Life high	Life low	Trades	Volume	Open Interest
<b>ADMIE (IPTO) HOLDING S.A. (CR)</b>				(Contract Size: 100 Securities, Physical Delivery)													
2.285	2.235	2.265	-1.52%	September 2023	2.25	2.26	2.22	2.23	2.23	---	---	---	2.29	---	35	171	15,020
				December 2023	---	---	---	---	2.32	---	---	---	---	---	---	---	---
				March 2024	---	---	---	---	2.33	---	---	---	---	---	---	---	---
				June 2024	---	---	---	---	2.34	---	---	---	---	---	---	---	---
<b>AEGEAN AIRLINES (CR)</b>				(Contract Size: 100 Securities, Physical Delivery)													
11.5	11.22	11.32	-1.91%	September 2023	11.40	11.50	11.25	11.40	11.40	---	---	---	11.66	---	30	144	5,835
				December 2023	---	---	---	---	11.64	---	---	---	---	---	---	---	---
				March 2024	---	---	---	---	11.70	---	---	---	---	---	---	---	---
				June 2024	---	---	---	---	11.77	---	---	---	---	---	---	---	---
<b>ALPHA SERVICES HOLD (CR)</b>				(Contract Size: 100 Securities, Physical Delivery)													
1.5195	1.483	1.501	-0.40%	September 2023	1.51	1.54	1.49	1.52	1.52	---	---	---	1.63	---	278	13,429	236,485
				December 2023	---	---	---	---	1.55	---	---	---	1.65	---	---	---	460
				March 2024	---	---	---	---	1.53	---	---	---	---	---	---	---	---
				June 2024	---	---	---	---	1.54	---	---	---	---	---	---	---	---
<b>AUTOHELLAS SA (CR)</b>				(Contract Size: 100 Securities, Physical Delivery)													
13.88	13.52	13.74	-1.15%	September 2023	---	---	---	---	14.18	---	---	---	14.56	---	---	---	89
				December 2023	---	---	---	---	14.03	---	---	---	---	---	---	---	---
				March 2024	---	---	---	---	14.10	---	---	---	---	---	---	---	---
				June 2024	---	---	---	---	14.17	---	---	---	---	---	---	---	---
<b>AVAX S.A. (CR)</b>				(Contract Size: 100 Securities, Physical Delivery)													
1.598	1.4	1.518	5.71%	September 2023	1.48	1.60	1.41	1.53	1.53	---	---	---	1.60	---	80	269	1,048
				December 2023	---	---	---	---	1.45	---	---	---	---	---	---	---	---
				March 2024	---	---	---	---	1.46	---	---	---	---	---	---	---	---
				June 2024	---	---	---	---	1.46	---	---	---	---	---	---	---	---
<b>CC HBC AG (CR)</b>				(Contract Size: 100 Securities, Physical Delivery)													
27.16	26.62	26.72	-2.69%	September 2023	27.27	27.27	26.95	26.95	26.95	---	---	---	28.42	---	27	52	1,516
				December 2023	---	---	---	---	27.71	---	---	---	---	---	---	---	---
				March 2024	---	---	---	---	27.85	---	---	---	---	---	---	---	---
				June 2024	---	---	---	---	28.00	---	---	---	---	---	---	---	---
<b>CENERGY HOLDINGS (CB)</b>				(Contract Size: 100 Securities, Physical Delivery)													
6.1	5.96	5.99	-1.64%	September 2023	6.17	6.17	5.98	5.98	5.98	---	---	---	6.36	---	34	174	6,782
				December 2023	---	---	---	---	6.15	---	---	---	---	---	---	---	---
				March 2024	---	---	---	---	6.18	---	---	---	---	---	---	---	---
				June 2024	---	---	---	---	6.21	---	---	---	---	---	---	---	---

Derivatives notes

Fixing prices and final open positions can be retrieved from the following path <http://www.helex.gr/el/web/guest/statistics-end-of-day-derivatives>

Underlying Asset				Derivatives Market													
Price max	Price min	Closing price	change	Delivery Month	Open price	Price max	Price min	Last price	Closing price	Last Bid	Last Ask	Fixing price*	Life high	Life low	Trades	Volume	Open Interest
<b>ELLAKTOR (CR)</b>				(Contract Size: 100 Securities, Physical Delivery)													
2.4	2.335	2.395	1.05%	September 2023	2.40	2.44	2.40	2.43	2.43	---	---	---	2.46	---	3	10	558
				December 2023	---	---	---	---	2.39	---	---	---	---	---	---	---	---
				March 2024	---	---	---	---	2.40	---	---	---	---	---	---	---	---
				June 2024	---	---	---	---	2.42	---	---	---	---	---	---	---	---
<b>ELVALHALCOR (CR)</b>				(Contract Size: 100 Securities, Physical Delivery)													
2.14	2.085	2.12	-0.93%	September 2023	2.13	2.13	2.09	2.13	2.13	---	---	---	2.22	---	9	22	2,039
				December 2023	---	---	---	---	2.16	---	---	---	---	---	---	---	---
				March 2024	---	---	---	---	2.17	---	---	---	---	---	---	---	---
				June 2024	---	---	---	---	2.18	---	---	---	---	---	---	---	---
<b>EUROBANK HOLDINGS (CR)</b>				(Contract Size: 100 Securities, Physical Delivery)													
1.555	1.511	1.5515	0.29%	September 2023	1.54	1.56	1.52	1.55	1.55	---	---	---	1.59	---	111	3,142	36,721
				December 2023	---	---	---	---	1.56	---	---	---	---	---	---	---	---
				March 2024	---	---	---	---	1.57	---	---	---	---	---	---	---	---
				June 2024	---	---	---	---	1.58	---	---	---	---	---	---	---	---
<b>EYDAP S.A. (CR)</b>				(Contract Size: 100 Securities, Physical Delivery)													
7.05	6.92	7.04	-0.71%	September 2023	7.03	7.08	7.01	7.01	7.01	---	---	---	7.18	---	17	81	946
				December 2023	---	---	---	---	7.15	---	---	---	---	---	---	---	---
				March 2024	---	---	---	---	7.19	---	---	---	---	---	---	---	---
				June 2024	---	---	---	---	7.23	---	---	---	---	---	---	---	---
<b>FOURLIS (CR)</b>				(Contract Size: 100 Securities, Physical Delivery)													
4.605	4.545	4.58	-0.65%	September 2023	4.60	4.60	4.55	4.55	4.55	---	---	---	4.76	---	3	20	1,161
				December 2023	---	---	---	---	4.65	---	---	---	---	---	---	---	---
				March 2024	---	---	---	---	4.68	---	---	---	---	---	---	---	---
				June 2024	---	---	---	---	4.70	---	---	---	---	---	---	---	---
<b>GEK TERNA (CR)</b>				(Contract Size: 100 Securities, Physical Delivery)													
14.44	14.3	14.32	-0.56%	September 2023	14.40	14.51	14.39	14.39	14.39	---	---	---	14.80	---	34	170	7,586
				December 2023	---	---	---	---	14.53	---	---	---	---	---	---	---	---
				March 2024	---	---	---	---	14.60	---	---	---	---	---	---	---	---
				June 2024	---	---	---	---	14.68	---	---	---	---	---	---	---	---
<b>HELLENIC EXCHANGES-A.S.E. (CR)</b>				(Contract Size: 100 Securities, Physical Delivery)													
5.71	5.51	5.58	0.54%	September 2023	5.64	5.78	5.57	5.67	5.67	---	---	---	5.89	---	99	662	8,638
				December 2023	---	---	---	---	5.60	---	---	---	---	---	---	---	---
				March 2024	---	---	---	---	5.63	---	---	---	---	---	---	---	---
				June 2024	---	---	---	---	5.66	---	---	---	---	---	---	---	---

Derivatives notes

Fixing prices and final open positions can be retrieved from the following path <http://www.helex.gr/el/web/guest/statistics-end-of-day-derivatives>



Underlying Asset				Derivatives Market													
Price max	Price min	Closing price	change	Delivery Month	Open price	Price max	Price min	Last price	Closing price	Last Bid	Last Ask	Fixing price*	Life high	Life low	Trades	Volume	Open Interest
<b>HELLENIQ ENERGY (CR)</b>																	
(Contract Size: 100 Securities, Physical Delivery)																	
7.81	7.67	7.75	0.52%	September 2023	7.77	7.86	7.77	7.82	7.82	---	---	---	8.11	---	5	17	1,113
---	---	---	---	December 2023	---	---	---	---	7.78	---	---	---	---	---	---	---	---
---	---	---	---	March 2024	---	---	---	---	7.82	---	---	---	---	---	---	---	---
---	---	---	---	June 2024	---	---	---	---	7.86	---	---	---	---	---	---	---	---
<b>INTRACOM HOLDINGS (CR)</b>																	
(Contract Size: 100 Securities, Physical Delivery)																	
2.12	2.075	2.095	-1.18%	September 2023	2.12	2.13	2.10	2.10	2.10	---	---	---	2.21	---	24	96	3,552
---	---	---	---	December 2023	---	---	---	---	2.14	---	---	---	---	---	---	---	---
---	---	---	---	March 2024	---	---	---	---	2.15	---	---	---	---	---	---	---	---
---	---	---	---	June 2024	---	---	---	---	2.16	---	---	---	---	---	---	---	---
<b>INTRAKAT (CR)</b>																	
(Contract Size: 100 Securities, Physical Delivery)																	
2.585	2.46	2.5	-1.38%	September 2023	2.47	2.60	2.47	2.50	2.50	---	---	---	2.64	---	103	1,099	9,960
---	---	---	---	December 2023	---	---	---	---	2.56	---	---	---	---	---	---	---	---
---	---	---	---	March 2024	---	---	---	---	2.57	---	---	---	---	---	---	---	---
---	---	---	---	June 2024	---	---	---	---	2.58	---	---	---	---	---	---	---	---
<b>JUMBO SA (CR)</b>																	
(Contract Size: 100 Securities, Physical Delivery)																	
26.3	25.46	26	-1.44%	September 2023	25.70	25.70	25.35	25.35	25.35	---	---	---	26.29	---	3	4	221
---	---	---	---	December 2023	---	---	---	---	26.62	---	---	---	---	---	---	---	---
---	---	---	---	March 2024	---	---	---	---	26.75	---	---	---	---	---	---	---	---
---	---	---	---	June 2024	---	---	---	---	26.90	---	---	---	---	---	---	---	---
<b>LAMDA DEVELOPMENT SA (CR)</b>																	
(Contract Size: 100 Securities, Physical Delivery)																	
7.2	6.97	7.18	-0.83%	September 2023	7.22	7.28	7.08	7.22	7.22	---	---	---	7.54	---	44	202	5,930
---	---	---	---	December 2023	---	---	---	---	7.31	---	---	---	---	---	---	---	---
---	---	---	---	March 2024	---	---	---	---	7.34	---	---	---	---	---	---	---	---
---	---	---	---	June 2024	---	---	---	---	7.38	---	---	---	---	---	---	---	---
<b>MIG (CR)</b>																	
(Contract Size: 100 Securities, Physical Delivery)																	
4.14	4.02	4.1	-0.97%	September 2023	4.08	4.09	4.06	4.06	4.06	---	---	---	5.10	---	6	22	47
---	---	---	---	December 2023	---	---	---	---	4.18	---	---	---	---	---	---	---	---
---	---	---	---	March 2024	---	---	---	---	4.20	---	---	---	---	---	---	---	---
---	---	---	---	June 2024	---	---	---	---	4.22	---	---	---	---	---	---	---	---
<b>MOTOR OIL (CR)</b>																	
(Contract Size: 100 Securities, Physical Delivery)																	
23.26	22.74	22.76	-2.40%	September 2023	23.21	23.21	22.90	22.91	22.91	---	---	---	24.55	---	21	59	1,456
---	---	---	---	December 2023	---	---	---	---	23.53	---	---	---	---	---	---	---	---
---	---	---	---	March 2024	---	---	---	---	23.65	---	---	---	---	---	---	---	---
---	---	---	---	June 2024	---	---	---	---	23.78	---	---	---	---	---	---	---	---

Derivatives notes

Fixing prices and final open positions can be retrieved from the following path <http://www.helex.gr/el/web/guest/statistics-end-of-day-derivatives>

Underlying Asset				Derivatives Market													
Price max	Price min	Closing price	change	Delivery Month	Open price	Price max	Price min	Last price	Closing price	Last Bid	Last Ask	Fixing price*	Life high	Life low	Trades	Volume	Open Interest
<b>MYTILINEOS (CR)</b>				(Contract Size: 100 Securities, Physical Delivery)													
32.38	31.34	31.68	-1.74%	September 2023	32.30	32.30	31.70	31.70	31.70	---	---	---	33.23	---	47	141	2,631
				December 2023	---	---	---	---	32.53	---	---	---	---	---	---	---	---
				March 2024	---	---	---	---	32.69	---	---	---	---	---	---	---	---
				June 2024	---	---	---	---	32.87	---	---	---	---	---	---	---	---
<b>NATIONAL BANK (CR)</b>				(Contract Size: 100 Securities, Physical Delivery)													
6.024	5.874	5.948	-1.52%	September 2023	6.01	6.04	5.95	5.97	5.97	---	---	---	6.28	---	88	656	15,665
				December 2023	---	---	---	---	6.09	---	---	---	---	---	---	---	---
				March 2024	---	---	---	---	6.13	---	---	---	---	---	---	---	---
				June 2024	---	---	---	---	6.16	---	---	---	---	---	---	---	---
<b>OPAP (CR)</b>				(Contract Size: 103 Securities, Physical Delivery)													
16.04	15.75	15.75	-2.17%	September 2023	16.14	16.14	15.89	15.89	15.89	---	---	---	16.43	15.65	32	148	2,564
				December 2023	---	---	---	---	16.25	---	---	---	---	---	---	---	---
				March 2024	---	---	---	---	16.33	---	---	---	---	---	---	---	---
				June 2024	---	---	---	---	16.41	---	---	---	---	---	---	---	---
<b>OTE (CR)</b>				(Contract Size: 100 Securities, Physical Delivery)													
15.08	14.8	14.81	-1.59%	September 2023	15.22	15.24	15.01	15.03	15.03	---	---	---	15.43	---	85	550	11,876
				December 2023	---	---	---	---	15.19	---	---	---	---	---	---	---	---
				March 2024	---	---	---	---	15.26	---	---	---	---	---	---	---	---
				June 2024	---	---	---	---	15.34	---	---	---	---	---	---	---	---
<b>P.P.A. S.A. (CR)</b>				(Contract Size: 100 Securities, Physical Delivery)													
22.55	22.2	22.25	-0.22%	September 2023	---	---	---	---	21.62	---	---	---	21.57	---	---	---	344
				December 2023	---	---	---	---	22.50	---	---	---	---	---	---	---	---
				March 2024	---	---	---	---	22.61	---	---	---	---	---	---	---	---
				June 2024	---	---	---	---	22.74	---	---	---	---	---	---	---	---
<b>PIRAEUS FINANCIAL HOLD (CR)</b>				(Contract Size: 100 Securities, Physical Delivery)													
3.052	3.008	3.038	-0.72%	September 2023	3.05	3.09	3.03	3.04	3.04	---	---	---	3.14	---	152	3,080	71,165
				December 2023	---	---	---	---	3.09	---	---	---	---	---	---	---	---
				March 2024	---	---	---	---	3.10	---	---	---	---	---	---	---	---
				June 2024	---	---	---	---	3.12	---	---	---	---	---	---	---	---
<b>PPC (CR)</b>				(Contract Size: 100 Securities, Physical Delivery)													
10.47	10.25	10.32	-1.71%	September 2023	10.46	10.54	10.37	10.45	10.45	---	---	---	10.81	---	121	633	26,836
				December 2023	---	---	---	---	10.60	---	---	---	---	---	---	---	---
				March 2024	---	---	---	---	10.65	---	---	---	---	---	---	---	---
				June 2024	---	---	---	---	10.71	---	---	---	---	---	---	---	---

Derivatives notes

Fixing prices and final open positions can be retrieved from the following path <http://www.helex.gr/el/web/guest/statistics-end-of-day-derivatives>

Underlying Asset				Derivatives Market													
Price max	Price min	Closing price	change	Delivery Month	Open price	Price max	Price min	Last price	Closing price	Last Bid	Last Ask	Fixing price*	Life high	Life low	Trades	Volume	Open Interest
<b>QUEST HOLDINGS (CR)</b>				(Contract Size: 100 Securities, Physical Delivery)													
6.4	6.24	6.37	1.27%	September 2023	6.38	6.44	6.31	6.34	6.34	---	---	---	6.45	---	4	5	129
				December 2023	---	---	---	---	6.35	---	---	---	---	---	---	---	---
				March 2024	---	---	---	---	6.38	---	---	---	---	---	---	---	---
				June 2024	---	---	---	---	6.41	---	---	---	---	---	---	---	---
<b>TERNA ENERGY (CR)</b>				(Contract Size: 100 Securities, Physical Delivery)													
19.92	19.28	19.33	-2.96%	September 2023	20.05	20.05	19.41	19.49	19.49	---	---	---	21.16	---	41	157	11,177
				December 2023	---	---	---	---	20.10	---	---	---	---	---	---	---	---
				March 2024	---	---	---	---	20.20	---	---	---	---	---	---	---	---
				June 2024	---	---	---	---	20.31	---	---	---	---	---	---	---	---
<b>TITAN CEMENT (CB)</b>				(Contract Size: 100 Securities, Physical Delivery)													
17.52	17.18	17.52	0.00%	September 2023	17.57	17.68	17.40	17.66	17.66	---	---	---	17.75	---	13	57	682
				December 2023	---	---	---	---	17.68	---	---	---	---	---	---	---	---
				March 2024	---	---	---	---	17.77	---	---	---	---	---	---	---	---
				June 2024	---	---	---	---	17.86	---	---	---	---	---	---	---	---
<b>VIOHALCO SA/NV (CB)</b>				(Contract Size: 100 Securities, Physical Delivery)													
6.04	5.9	5.92	-1.99%	September 2023	6.02	6.06	6.00	6.01	6.01	---	---	---	6.28	---	25	93	5,793
				December 2023	---	---	---	---	6.09	---	---	---	---	---	---	---	---
				March 2024	---	---	---	---	6.13	---	---	---	---	---	---	---	---
				June 2024	---	---	---	---	6.16	---	---	---	---	---	---	---	---

Derivatives notes

Fixing prices and final open positions can be retrieved from the following path <http://www.helex.gr/el/web/guest/statistics-end-of-day-derivatives>

FTSE/Athex Large Cap

(Trade Unit: 1 Index Point x 2€ - Exercise Style: European, Cash Settlement)

Exercise Price	Call Options														Put Options																		
	July 2023							August 2023							Other Months		July 2023							August 2023							Other Months		Exercise Price
	Open price	Price max	Price min	Last price	Closing price	Volume	Open Interest	Open price	Price max	Price min	Last price	Closing price	Volume	Open Interest	Volume	Open Interest	Open price	Price max	Price min	Last price	Closing price	Volume	Open Interest	Open price	Price max	Price min	Last price	Closing price	Volume	Open Interest	Volume	Open Interest	
1,775	-	-	-	-	-	-	-	-	-	-	-	-	-	-	-	-	-	-	-	-	-	-	-	-	-	-	-	-	-	-	-	-	
1,800	-	-	-	-	-	-	-	-	-	-	-	-	-	-	-	-	-	-	-	-	-	-	-	-	-	-	-	-	-	-	-	-	1,800
1,825	-	-	-	-	-	-	-	-	-	-	-	-	-	-	-	-	-	-	-	-	-	-	-	-	-	-	-	-	-	-	-	-	1,825
1,850	-	-	-	-	-	-	-	-	-	-	-	-	-	-	-	-	-	-	-	-	-	-	-	-	-	-	-	-	-	-	-	-	1,850
1,875	-	-	-	-	-	-	-	-	-	-	-	-	-	-	-	-	-	-	-	-	-	-	-	-	-	-	-	-	-	-	-	-	1,875
1,900	-	-	-	-	-	-	-	-	-	-	-	-	-	-	-	-	-	-	-	-	-	-	-	-	-	-	-	-	-	-	-	-	1,900
1,925	-	-	-	-	-	-	-	-	-	-	-	-	-	-	-	-	-	-	-	-	-	-	-	-	-	-	-	-	-	-	-	-	1,925
1,950	-	-	-	-	-	-	-	-	-	-	-	-	-	-	-	-	-	-	-	-	-	-	-	-	-	-	-	-	-	-	-	-	1,950
1,975	-	-	-	-	-	-	-	-	-	-	-	-	-	-	-	-	-	-	-	-	-	-	-	-	-	-	-	-	-	-	-	-	1,975
2,000	-	-	-	-	-	-	-	-	-	-	-	-	-	-	-	-	-	-	-	-	-	-	-	-	-	-	-	-	-	-	-	-	2,000
2,050	-	-	-	-	-	-	-	-	-	-	-	-	-	-	-	-	-	-	-	-	-	-	-	-	-	-	-	-	-	-	-	-	2,050
2,100	-	-	-	-	-	-	-	-	-	-	-	-	-	-	-	-	-	-	-	-	-	-	-	-	-	-	-	-	-	-	-	-	2,100
2,150	-	-	-	-	-	-	-	-	-	-	-	-	-	-	-	-	-	-	-	-	-	-	-	-	-	-	-	-	-	-	-	-	2,150
2,200	-	-	-	-	-	-	-	-	-	-	-	-	-	-	-	-	-	-	-	-	-	-	-	-	-	-	-	-	-	-	-	-	2,200
2,250	-	-	-	-	-	-	-	-	-	-	-	-	-	-	-	-	-	-	-	-	-	-	-	-	-	-	-	-	-	-	-	-	2,250
2,300	-	-	-	-	-	-	-	-	-	-	-	-	-	-	-	-	-	-	-	-	-	-	-	-	-	-	-	-	-	-	-	-	2,300
2,350	0.00	0.00	0.00	-	765.00	-	-	-	-	-	-	-	-	-	-	-	0.00	0.00	0.00	-	0.01	-	-	-	-	-	-	-	-	-	-	-	2,350
2,400	0.00	0.00	0.00	-	715.00	-	-	-	-	-	-	-	-	-	-	-	0.00	0.00	0.00	-	0.03	-	-	-	-	-	-	-	-	-	-	-	2,400
2,450	0.00	0.00	0.00	-	665.00	-	-	-	-	-	-	-	-	-	-	-	0.00	0.00	0.00	-	0.02	-	-	-	-	-	-	-	-	-	-	-	2,450
2,500	0.00	0.00	0.00	-	615.00	-	-	0.00	0.00	0.00	-	617.00	-	-	-	0.00	0.00	0.00	-	0.01	-	-	0.00	0.00	0.00	-	0.12	-	-	-	-	2,500	
2,550	0.00	0.00	0.00	-	565.00	-	-	0.00	0.00	0.00	-	568.00	-	-	-	0.00	0.00	0.00	-	0.01	-	-	0.00	0.00	0.00	-	0.28	-	-	-	-	2,550	
2,600	0.00	0.00	0.00	-	515.00	-	-	0.00	0.00	0.00	-	518.00	-	-	-	0.00	0.00	0.00	-	0.05	-	-	0.00	0.00	0.00	-	0.63	-	-	-	-	2,600	
2,650	0.00	0.00	0.00	-	465.00	-	-	0.00	0.00	0.00	-	469.00	-	-	-	0.00	0.00	0.00	-	0.01	-	-	0.00	0.00	0.00	-	1.30	-	-	-	-	2,650	
2,700	0.00	0.00	0.00	-	415.00	-	-	0.00	0.00	0.00	-	420.00	-	-	-	0.00	0.00	0.00	-	0.03	-	-	0.00	0.00	0.00	-	2.50	-	-	-	-	2,700	
2,750	0.00	0.00	0.00	-	365.00	-	-	0.00	0.00	0.00	-	373.00	-	-	-	0.00	0.00	0.00	-	0.13	-	-	0.00	0.00	0.00	-	4.70	-	-	-	-	2,750	
2,800	0.00	0.00	0.00	-	315.00	-	-	0.00	0.00	0.00	-	326.00	-	-	-	0.00	0.00	0.00	-	0.45	-	100	0.00	0.00	0.00	-	8.10	-	-	-	-	2,800	
2,850	0.00	0.00	0.00	-	266.00	-	-	0.00	0.00	0.00	-	281.00	-	-	-	0.00	0.00	0.00	-	1.30	-	20	0.00	0.00	0.00	-	13.25	-	-	-	-	2,850	
2,900	0.00	0.00	0.00	-	219.00	-	-	0.00	0.00	0.00	-	239.00	-	19	-	0.00	0.00	0.00	-	3.50	-	20	0.00	0.00	0.00	-	21.00	-	20	-	-	2,900	
2,950	0.00	0.00	0.00	-	173.00	-	82	0.00	0.00	0.00	-	200.00	-	20	-	0.00	0.00	0.00	-	7.90	-	12	0.00	0.00	0.00	-	31.50	-	-	-	-	2,950	
3,000	0.00	0.00	0.00	-	131.00	-	86	0.00	0.00	0.00	-	164.00	-	40	-	21.00	0.00	21.00	21.00	21.00	21.00	25	106	0.00	0.00	0.00	-	45.50	-	20	-	-	3,000
3,050	0.00	0.00	0.00	-	95.00	-	38	0.00	0.00	0.00	-	132.00	-	-	-	37.00	0.00	37.00	37.00	37.00	37.00	1	101	0.00	0.00	0.00	-	63.50	-	23	-	-	3,050
3,100	0.00	0.00	0.00	-	64.50	-	67	0.00	0.00	0.00	-	104.00	-	20	-	57.00	0.00	57.00	57.00	57.00	57.00	2	126	0.00	0.00	0.00	-	85.50	-	20	-	-	3,100
3,150	23.00	30.50	23.00	30.50	30.50	23	125	0.00	0.00	0.00	-	80.50	-	20	-	86.00	30.50	86.00	86.00	86.00	86.00	20	61	132.00	132.00	132.00	132.00	132.00	20	121	-	-	3,150
3,200	0.00	0.00	0.00	-	25.00	-	62	50.50	50.50	50.50	50.50	50.50	1	1	-	0.00	0.00	0.00	-	110.00	-	20	0.00	0.00	0.00	-	142.00	-	-	-	-	3,200	
3,250	10.00	10.00	10.00	10.00	10.00	1	2	0.00	0.00	0.00	-	45.25	-	5	-	0.00	10.00	0.00	-	149.00	-	-	0.00	0.00	0.00	-	176.00	-	-	-	-	3,250	
3,300	0.00	0.00	0.00	-	7.30	-	-	0.00	0.00	0.00	-	32.75	-	-	-	0.00	0.00	0.00	-	192.00	-	-	0.00	0.00	0.00	-	214.00	-	-	-	-	3,300	

FTSE/Athex Large Cap

(Trade Unit: 1 Index Point x 2€ - Exercise Style: European, Cash Settlement)

Call Options																Put Options																	
July 2023								August 2023						Other Months		July 2023						August 2023				Other Months		Exercise Price					
Exercise Price	Open price	Price max	Price min	Last price	Closing price	Volume	Open Interest	Open price	Price max	Price min	Last price	Closing price	Volume	Open Interest	Volume	Open Interest	Open price	Price max	Price min	Last price	Closing price	Volume	Open Interest	Open price	Price max	Price min	Last price		Closing price	Volume	Open Interest	Volume	Open Interest
3,350	0.00	0.00	0.00	-	3.60	-	-	0.00	0.00	0.00	-	23.25	-	-			0.00	0.00	0.00	-	238.00	-	-	0.00	0.00	0.00	-	254.00	-	-			3,350
3,400	0.00	0.00	0.00	-	1.60	-	-	0.00	0.00	0.00	-	16.00	-	-			0.00	0.00	0.00	-	286.00	-	-	0.00	0.00	0.00	-	297.00	-	-			3,400
Totals:						24	462					1	125	0	0							48	566					20	204	0	0		
Number of Trades:						3						1		0								5					1		0				

ALPHA SERVICES HOLD (CR)

(Contract Size: 100 Securities, Exercise Style: American, Physical Delivery)

Call Options														Put Options																		
July 2023							August 2023							Other Months		July 2023							August 2023							Other Months		Exercise Price
Open price	Price max	Price min	Last price	Closing price	Volume	Open Interest	Open price	Price max	Price min	Last price	Closing price	Volume	Open Interest	Volume	Open Interest	Open price	Price max	Price min	Last price	Closing price	Volume	Open Interest	Open price	Price max	Price min	Last price	Closing price	Volume	Open Interest	Volume	Open Interest	
0.550					-	-						-	-									-	-									0.006
0.600					-	-						-	-									-	-									0.006
0.650					-	-						-	-									-	-									0.007
0.700					-	-						-	-									-	-									0.007
0.750					-	-						-	-									-	-									0.008
0.800	0.000	0.000	0.000	0.711	-	-						-	-			0.000	0.000	0.000	0.002	-	-											0.008
0.850	0.000	0.000	0.000	0.661	-	-	0.000	0.000	0.000	0.662	-	-				0.000	0.000	0.000	0.001	-	-	0.000	0.000	0.000	0.001	-	-					0.009
0.900	0.000	0.000	0.000	0.611	-	-	0.000	0.000	0.000	0.612	-	-				0.000	0.000	0.000	0.001	-	-	0.000	0.000	0.000	0.001	-	-					0.009
0.950	0.000	0.000	0.000	0.561	-	-	0.000	0.000	0.000	0.562	-	-				0.000	0.000	0.000	0.001	-	-	0.000	0.000	0.000	0.001	-	-					0.010
1.000	0.000	0.000	0.000	0.511	-	-	0.000	0.000	0.000	0.513	-	-				0.000	0.000	0.000	0.001	-	-	0.000	0.000	0.000	0.001	-	-					0.010
1.100	0.000	0.000	0.000	0.411	-	-	0.000	0.000	0.000	0.413	-	-				0.000	0.000	0.000	0.001	-	-	0.000	0.000	0.000	0.001	-	-					0.011
1.200	0.000	0.000	0.000	0.312	-	-	0.000	0.000	0.000	0.317	-	-				0.000	0.000	0.000	0.001	-	-	0.000	0.000	0.000	0.004	-	-					0.012
1.300	0.000	0.000	0.000	0.216	-	-	0.000	0.000	0.000	0.227	-	-				0.000	0.000	0.000	0.005	-	-	0.000	0.000	0.000	0.013	-	-					0.013
1.400	0.000	0.000	0.000	0.133	-	5	0.000	0.000	0.000	0.149	-	-				0.000	0.000	0.000	0.021	-	-	0.000	0.000	0.000	0.036	-	-					0.014
1.500	0.000	0.000	0.000	0.069	-	10	0.000	0.000	0.000	0.090	-	-				0.000	0.000	0.000	0.058	-	-	0.000	0.000	0.000	0.077	-	-					0.015
1.600	0.000	0.000	0.000	0.030	-	-	0.000	0.000	0.000	0.050	-	-				0.000	0.000	0.000	0.119	-	-	0.000	0.000	0.000	0.137	-	-					0.016
1.700	0.000	0.000	0.000	0.011	-	-	0.000	0.000	0.000	0.025	-	-				0.000	0.000	0.000	0.200	-	-	0.000	0.000	0.000	0.211	-	-					0.017
1.800	0.000	0.000	0.000	0.004	-	-	0.000	0.000	0.000	0.012	-	-				0.000	0.000	0.000	0.293	-	-	0.000	0.000	0.000	0.299	-	-					0.018
1.900	0.000	0.000	0.000	0.001	-	-	0.000	0.000	0.000	0.005	-	-				0.000	0.000	0.000	0.390	-	-	0.000	0.000	0.000	0.392	-	-					0.019
2.000	0.000	0.000	0.000	0.003	-	-	0.000	0.000	0.000	0.002	-	-				0.000	0.000	0.000	0.490	-	-	0.000	0.000	0.000	0.490	-	-					0.020
2.200	0.000	0.000	0.000	0.001	-	-	0.000	0.000	0.000	0.003	-	-				0.000	0.000	0.000	0.690	-	-	0.000	0.000	0.000	0.690	-	-					0.022
Totals:					0	15					0	0	0	0	0						0	0									0	0
Number of Trades:					0						0	0	0	0							0.00									0	0	

NATIONAL BANK (CR)

(Contract Size: 100 Securities, Exercise Style: American, Physical Delivery)

Call Options																Put Options																	
July 2023								August 2023								Other Months		July 2023					August 2023					Other Months		Exercise Price			
Open price	Price max	Price min	Last price	Closing price	Volume	Open Interest		Open price	Price max	Price min	Last price	Closing price	Volume	Open Interest	Volume	Open Interest	Open price	Price max	Price min	Last price	Closing price	Volume	Open Interest	Open price	Price max	Price min	Last price	Closing price	Volume		Open Interest	Volume	Open Interest
2.000					-	-							-	-									-	-									0.020
2.200					-	-							-	-									-	-									0.022
2.400					-	-							-	-									-	-									0.024
2.600					-	-							-	-									-	-									0.026
2.800					-	-							-	-									-	-									0.028
3.000					-	-							-	-									-	-									0.030
3.200	0.000	0.000	0.000		2.84	-	-						-	-			0.000	0.000	0.000		0.001	-	-			-	-						0.032
3.400	0.000	0.000	0.000		2.64	-	-						-	-			0.000	0.000	0.000		0.001	-	-			-	-						0.034
3.600	0.000	0.000	0.000		2.44	-	-	0.000	0.000	0.000		2.45	-	-			0.000	0.000	0.000		0.001	-	-	0.000	0.000	0.000		0.001	-	-			0.036
3.800	0.000	0.000	0.000		2.24	-	-	0.000	0.000	0.000		2.25	-	-			0.000	0.000	0.000		0.001	-	-	0.000	0.000	0.000		0.001	-	-			0.038
4.000	0.000	0.000	0.000		2.04	-	-	0.000	0.000	0.000		2.05	-	-			0.000	0.000	0.000		0.001	-	-	0.000	0.000	0.000		0.001	-	-			0.040
4.400	0.000	0.000	0.000		1.64	-	-	0.000	0.000	0.000		1.66	-	-			0.000	0.000	0.000		0.001	-	-	0.000	0.000	0.000		0.005	-	-			0.044
4.800	0.000	0.000	0.000		1.25	-	-	0.000	0.000	0.000		1.27	-	-			0.000	0.000	0.000		0.001	-	-	0.000	0.000	0.000		0.022	-	-			0.048
5.200	0.000	0.000	0.000		0.855	-	-	0.000	0.000	0.000		0.922	-	-			0.000	0.000	0.000		0.010	-	-	0.000	0.000	0.000		0.070	-	-			0.052
5.600	0.000	0.000	0.000		0.504	-	-	0.000	0.000	0.000		0.622	-	-			0.000	0.000	0.000		0.059	-	10	0.000	0.000	0.000		0.169	-	-			0.056
6.000	0.000	0.000	0.000		0.243	-	8	0.000	0.000	0.000		0.389	-	5			0.000	0.000	0.000		0.198	-	-	0.000	0.000	0.000		0.335	-	-			0.060
6.400	0.000	0.000	0.000		0.092	-	-	0.000	0.000	0.000		0.227	-	-			0.000	0.000	0.000		0.447	-	-	0.000	0.000	0.000		0.573	-	-			0.064
6.800	0.000	0.000	0.000		0.027	-	-	0.000	0.000	0.000		0.122	-	-			0.000	0.000	0.000		0.783	-	-	0.000	0.000	0.000		0.869	-	-			0.068
7.200	0.000	0.000	0.000		0.006	-	-	0.000	0.000	0.000		0.061	-	-			0.000	0.000	0.000		1.16	-	-	0.000	0.000	0.000		1.21	-	-			0.072
7.600	0.000	0.000	0.000		0.001	-	-	0.000	0.000	0.000		0.029	-	-			0.000	0.000	0.000		1.56	-	-	0.000	0.000	0.000		1.58	-	-			0.076
8.000	0.000	0.000	0.000		0.001	-	-	0.000	0.000	0.000		0.013	-	-			0.000	0.000	0.000		1.96	-	-	0.000	0.000	0.000		1.96	-	-			0.080
Totals:					0	8						0	5	0	0							0	10							0	0	0	270
Number of Trades:					0							0		0									0.00							0		0	

OPAP (CR)

(Contract Size: 100 Securities, Exercise Style: American, Physical Delivery)

Exerise Price	Call Options														Volume	Open Interest	Volume	Open Interest	Exerise Price	Put Options													
	July 2023					August 2023					Other Months									July 2023					August 2023					Other Months			
	Open price	Price max	Price min	Last price	Closing price	Volume	Open Interest	Open price	Price max	Price min	Last price	Closing price	Volume	Open Interest						Volume	Open Interest	Open price	Price max	Price min	Last price	Closing price	Volume	Open Interest	Volume	Open Interest	Volume	Open Interest	
8.800						-	-							-	-													0.088					
9.200						-	-							-	-														0.092				
9.600						-	-							-	-														0.096				
9.730	0.000	0.000	0.000		6.38	-	-							-	-	0.000	0.000	0.000		0.001	-	-						0.097					
10.000						-	-							-	-													0.100					
10.710	0.000	0.000	0.000		5.40	-	-							-	-	0.000	0.000	0.000		0.001	-	-						0.107					
11.000	0.000	0.000	0.000		5.11	-	-	0.000	0.000	0.000		5.13	-	-	0.000	0.000	0.000		0.001	-	-	0.000	0.000	0.000	0.005	-	-	0.110					
11.680	0.000	0.000	0.000		4.43	-	-							-	-	0.000	0.000	0.000		0.001	-	-						0.117					
12.000	0.000	0.000	0.000		4.11	-	-	0.000	0.000	0.000		4.13	-	-	0.000	0.000	0.000		0.001	-	-	0.000	0.000	0.000	0.001	-	-	0.120					
12.650	0.000	0.000	0.000		3.46	-	-							-	-	0.000	0.000	0.000		0.001	-	-						0.127					
13.000	0.000	0.000	0.000		3.11	-	-	0.000	0.000	0.000		3.13	-	-	0.000	0.000	0.000		0.001	-	-	0.000	0.000	0.000	0.003	-	-	0.130					
13.630	0.000	0.000	0.000		2.48	-	-							-	-	0.000	0.000	0.000		0.001	-	-						0.136					
14.000	0.000	0.000	0.000		2.11	-	-	0.000	0.000	0.000		2.16	-	-	0.000	0.000	0.000		0.001	-	-	0.000	0.000	0.000	0.028	-	-	0.140					
14.600	0.000	0.000	0.000		1.52	-	-							-	-	0.000	0.000	0.000		0.010	-	15						0.146					
15.000	0.000	0.000	0.000		1.15	-	-	0.000	0.000	0.000		1.29	-	-	0.000	0.000	0.000		0.034	-	-	0.000	0.000	0.000	0.151	-	-	0.150					
15.570	0.000	0.000	0.000		0.675	-	60							-	-	0.000	0.000	0.000		0.132	-	-						0.156					
16.000	0.000	0.000	0.000		0.401	-	-	0.000	0.000	0.000		0.630	-	-	0.000	0.000	0.000		0.288	-	-	0.000	0.000	0.000	0.494	-	-	0.160					
16.550	0.000	0.000	0.000		0.171	-	6							-	-	0.000	0.000	0.000		0.608	-	-						0.166					
17.000	0.000	0.000	0.000		0.073	-	-	0.000	0.000	0.000		0.244	-	15	0.000	0.000	0.000		0.961	-	-	0.000	0.000	0.000	1.11	-	-	0.170					
17.520	0.000	0.000	0.000		0.022	-	-							-	-	0.000	0.000	0.000		1.43	-	-						0.175					
18.000	0.000	0.000	0.000		0.006	-	-	0.000	0.000	0.000		0.075	-	-	0.000	0.000	0.000		1.90	-	-	0.000	0.000	0.000	1.95	-	-	0.180					
18.490	0.000	0.000	0.000		0.001	-	-							-	-	0.000	0.000	0.000		2.39	-	-						0.185					
19.000	0.000	0.000	0.000		0.001	-	-	0.000	0.000	0.000		0.018	-	-	0.000	0.000	0.000		2.90	-	-	0.000	0.000	0.000	2.90	-	-	0.190					
19.470	0.000	0.000	0.000		0.001	-	-							-	-	0.000	0.000	0.000		3.37	-	-						0.195					
20.000	0.000	0.000	0.000		0.001	-	-	0.000	0.000	0.000		0.003	-	-	0.000	0.000	0.000		3.90	-	-	0.000	0.000	0.000	3.90	-	-	0.200					
21.410	0.000	0.000	0.000		0.001	-	-							-	-	0.000	0.000	0.000		5.31	-	-						0.214					
22.000	0.000	0.000	0.000		0.001	-	-	0.000	0.000	0.000		0.003	-	-	0.000	0.000	0.000		5.90	-	-	0.000	0.000	0.000	5.90	-	-	0.220					
23.360	0.000	0.000	0.000		0.001	-	-							-	-	0.000	0.000	0.000		7.26	-	-						0.234					
24.000						-	-	0.000	0.000	0.000		0.001	-	-														0.240					
Totals:						0	66						0	15	0	0				0	15				0	5	0	0					
Number of Trades:						0							0		0					0.00					0		0						



OTE (CR)

(Contract Size: 100 Securities, Exercise Style: American, Physical Delivery)

Call Options														Put Options																					
Exercise Price	July 2023						August 2023						Other Months		July 2023						August 2023						Other Months		Exercise Price						
	Open price	Price max	Price min	Last price	Closing price	Volume	Open Interest	Open price	Price max	Price min	Last price	Closing price	Volume	Open Interest	Volume	Open Interest	Open price	Price max	Price min	Last price	Closing price	Volume	Open Interest	Open price	Price max	Price min	Last price	Closing price		Volume	Open Interest	Volume	Open Interest		
9.200	0.000	0.000	0.000		5.86	-	-										0.000	0.000	0.000		0.001	-	-										0.092		
9.600	0.000	0.000	0.000		5.46	-	-	0.000	0.000	0.000		5.47	-	-			0.000	0.000	0.000		0.001	-	-	0.000	0.000	0.000		0.001	-	-			0.096		
10.000	0.000	0.000	0.000		5.06	-	-	0.000	0.000	0.000		5.07	-	-			0.000	0.000	0.000		0.001	-	-	0.000	0.000	0.000		0.001	-	-			0.100		
11.000	0.000	0.000	0.000		4.06	-	-	0.000	0.000	0.000		4.08	-	-			0.000	0.000	0.000		0.001	-	-	0.000	0.000	0.000		0.001	-	-			0.110		
12.000	0.000	0.000	0.000		3.06	-	-	0.000	0.000	0.000		3.08	-	-			0.000	0.000	0.000		0.001	-	-	0.000	0.000	0.000		0.001	-	-			0.120		
13.000	0.000	0.000	0.000		2.06	-	-	0.000	0.000	0.000		2.09	-	-			0.000	0.000	0.000		0.001	-	5	0.000	0.000	0.000		0.007	-	-			0.130		
14.000	0.000	0.000	0.000		1.08	-	1	0.000	0.000	0.000		1.17	-	-			0.000	0.000	0.000		0.021	-	-	0.000	0.000	0.000		0.081	-	-			0.140		
15.000	0.000	0.000	0.000		0.328	-	20	0.000	0.000	0.000		0.475	-	-			0.000	0.000	0.000		0.266	-	-	0.000	0.000	0.000		0.390	-	-			0.150		
16.000	0.000	0.000	0.000		0.041	-	-	0.000	0.000	0.000		0.128	-	-			0.000	0.000	0.000		0.981	-	-	0.000	0.000	0.000		1.05	-	-			0.160		
17.000	0.000	0.000	0.000		0.002	-	-	0.000	0.000	0.000		0.022	-	-			0.000	0.000	0.000		1.95	-	-	0.000	0.000	0.000		1.95	-	-			0.170		
18.000	0.000	0.000	0.000		0.002	-	-	0.000	0.000	0.000		0.002	-	-			0.000	0.000	0.000		2.95	-	-	0.000	0.000	0.000		2.95	-	-			0.180		
19.000	0.000	0.000	0.000		0.001	-	-	0.000	0.000	0.000		0.001	-	-			0.000	0.000	0.000		3.95	-	-	0.000	0.000	0.000		3.95	-	-			0.190		
20.000	0.000	0.000	0.000		0.001	-	-	0.000	0.000	0.000		0.001	-	-			0.000	0.000	0.000		4.95	-	-	0.000	0.000	0.000		4.95	-	-			0.200		
22.000	0.000	0.000	0.000		0.001	-	-	0.000	0.000	0.000		0.001	-	-			0.000	0.000	0.000		6.95	-	-	0.000	0.000	0.000		6.95	-	-			0.220		
Totals:						0	21							0	0	0	0							0	5							0	0	0	0
Number of Trades:						0							0	0							0.00							0							0

PIRAEUS FINANCIAL HOLD (CR)

(Contract Size: 100 Securities, Exercise Style: American, Physical Delivery)

Call Options															Put Options																	
July 2023							August 2023							Other Months		July 2023							August 2023							Other Months		Exercise Price
Open price	Price max	Price min	Last price	Closing price	Volume	Open Interest	Open price	Price max	Price min	Last price	Closing price	Volume	Open Interest	Volume	Open Interest	Open price	Price max	Price min	Last price	Closing price	Volume	Open Interest	Open price	Price max	Price min	Last price	Closing price	Volume	Open Interest	Volume	Open Interest	
0.750					-	-						-	-									-	-									0.008
0.800					-	-						-	-									-	-									0.008
0.850					-	-						-	-									-	-									0.009
0.900					-	-						-	-									-	-									0.009
0.950					-	-						-	-									-	-									0.010
1.000					-	-						-	-									-	-									0.010
1.100					-	-						-	-									-	-									0.011
1.200					-	-						-	-									-	-									0.012
1.300					-	-						-	-									-	-									0.013
1.400					-	-						-	-									-	-									0.014
1.500					-	-						-	-									-	-									0.015
1.600	0.000	0.000	0.000		1.46	-	-					-	-			0.000	0.000	0.000		0.001	-	-									0.016	
1.700	0.000	0.000	0.000		1.36	-	-	0.000	0.000	0.000		1.36	-	-		0.000	0.000	0.000		0.001	-	-	0.000	0.000	0.000		0.001	-	-		0.017	
1.800	0.000	0.000	0.000		1.26	-	-	0.000	0.000	0.000		1.26	-	-		0.000	0.000	0.000		0.001	-	-	0.000	0.000	0.000		0.001	-	-		0.018	
1.900	0.000	0.000	0.000		1.16	-	-	0.000	0.000	0.000		1.16	-	-		0.000	0.000	0.000		0.001	-	-	0.000	0.000	0.000		0.001	-	-		0.019	
2.000	0.000	0.000	0.000		1.06	-	-	0.000	0.000	0.000		1.07	-	-		0.000	0.000	0.000		0.001	-	-	0.000	0.000	0.000		0.001	-	-		0.020	
2.200	0.000	0.000	0.000		0.862	-	-	0.000	0.000	0.000		0.867	-	-		0.000	0.000	0.000		0.001	-	-	0.000	0.000	0.000		0.002	-	-		0.022	
2.400	0.000	0.000	0.000		0.662	-	-	0.000	0.000	0.000		0.675	-	-		0.000	0.000	0.000		0.002	-	-	0.000	0.000	0.000		0.009	-	-		0.024	
2.600	0.000	0.000	0.000		0.465	-	-	0.000	0.000	0.000		0.496	-	-		0.000	0.000	0.000		0.003	-	-	0.000	0.000	0.000		0.030	-	-		0.026	
2.800	0.000	0.000	0.000		0.283	-	-	0.000	0.000	0.000		0.341	-	1		0.000	0.000	0.000		0.021	-	-	0.000	0.000	0.000		0.074	-	-		0.028	
3.000	0.000	0.000	0.000		0.141	-	-	0.000	0.000	0.000		0.220	-	-		0.000	0.000	0.000		0.078	-	-	0.000	0.000	0.000		0.153	-	-		0.030	
3.200	0.000	0.000	0.000		0.055	-	150	0.000	0.000	0.000		0.130	-	-		0.000	0.000	0.000		0.192	-	-	0.000	0.000	0.000		0.263	-	-		0.032	
3.400	0.000	0.000	0.000		0.016	-	-	0.000	0.000	0.000		0.073	-	-		0.000	0.000	0.000		0.354	-	-	0.000	0.000	0.000		0.406	-	-		0.034	
3.600	0.000	0.000	0.000		0.004	-	-	0.000	0.000	0.000		0.038	-	-		0.000	0.000	0.000		0.542	-	-	0.000	0.000	0.000		0.571	-	-		0.036	
3.800	0.000	0.000	0.000		0.001	-	-	0.000	0.000	0.000		0.018	-	-		0.000	0.000	0.000		0.740	-	-	0.000	0.000	0.000		0.752	-	-		0.038	
4.000	0.000	0.000	0.000		0.001	-	-	0.000	0.000	0.000		0.008	-	-		0.000	0.000	0.000		0.940	-	-	0.000	0.000	0.000		0.944	-	-		0.040	
Totals:					0	150						0	1	0	0						0	0							0	0		
Number of Trades:					0							0		0							0.00						0		0			

PPC (CR)

(Contract Size: 100 Securities, Exercise Style: American, Physical Delivery)

Call Options															Put Options																		
July 2023							August 2023							Other Months		July 2023							August 2023							Other Months		Exercise Price	
Exercise Price	Open price	Price max	Price min	Last price	Closing price	Volume	Open Interest	Open price	Price max	Price min	Last price	Closing price	Volume	Open Interest	Volume	Open Interest	Open price	Price max	Price min	Last price	Closing price	Volume	Open Interest	Open price	Price max	Price min	Last price	Closing price	Volume	Open Interest	Volume		Open Interest
3.600						-	-							-	-																		0.036
3.800						-	-							-	-																		0.038
4.000						-	-							-	-																		0.040
4.400						-	-							-	-																		0.044
4.800						-	-							-	-																		0.048
5.200						-	-							-	-																		0.052
5.600						-	-							-	-																		0.056
6.000	0.000	0.000	0.000		4.51	-	-	0.000	0.000	0.000		4.51	-	-			0.000	0.000	0.000		0.001	-	-	0.000	0.000	0.000		0.001	-	-		0.060	
6.400	0.000	0.000	0.000		4.11	-	-	0.000	0.000	0.000		4.12	-	-			0.000	0.000	0.000		0.001	-	-	0.000	0.000	0.000		0.001	-	-		0.064	
6.800	0.000	0.000	0.000		3.71	-	-	0.000	0.000	0.000		3.72	-	-			0.000	0.000	0.000		0.001	-	-	0.000	0.000	0.000		0.001	-	-		0.068	
7.200	0.000	0.000	0.000		3.31	-	-	0.000	0.000	0.000		3.32	-	-			0.000	0.000	0.000		0.001	-	-	0.000	0.000	0.000		0.002	-	-		0.072	
7.600	0.000	0.000	0.000		2.91	-	-	0.000	0.000	0.000		2.93	-	-			0.000	0.000	0.000		0.003	-	-	0.000	0.000	0.000		0.007	-	-		0.076	
8.000	0.000	0.000	0.000		2.51	-	-	0.000	0.000	0.000		2.54	-	-			0.000	0.000	0.000		0.001	-	-	0.000	0.000	0.000		0.018	-	-		0.080	
8.400	0.000	0.000	0.000		2.11	-	-	0.000	0.000	0.000		2.16	-	-			0.000	0.000	0.000		0.001	-	-	0.000	0.000	0.000		0.040	-	-		0.084	
8.800	0.000	0.000	0.000		1.71	-	-	0.000	0.000	0.000		1.80	-	-			0.000	0.000	0.000		0.007	-	-	0.000	0.000	0.000		0.081	-	-		0.088	
9.200	0.000	0.000	0.000		1.33	-	22	0.000	0.000	0.000		1.47	-	-			0.000	0.000	0.000		0.026	-	6	0.000	0.000	0.000		0.147	-	-		0.092	
9.600	0.000	0.000	0.000		0.981	-	-	0.000	0.000	0.000		1.17	-	-			0.000	0.000	0.000		0.073	-	5	0.000	0.000	0.000		0.247	-	-		0.096	
10.000	0.000	0.000	0.000		0.672	-	30	0.000	0.000	0.000		0.909	-	-			0.000	0.000	0.000		0.163	-	20	0.000	0.000	0.000		0.385	-	-		0.100	
11.000	0.146	0.146	0.146	0.146	0.146	50	50	0.000	0.000	0.000		0.431	-	8			0.000	0.000	0.000		0.676	-	-	0.000	0.000	0.000		0.907	-	-		0.110	
12.000	0.000	0.000	0.000		0.030	-	-	0.000	0.000	0.000		0.175	-	-			0.000	0.000	0.000		1.52	-	-	0.000	0.000	0.000		1.65	-	-		0.120	
13.000	0.000	0.000	0.000		0.003	-	-	0.000	0.000	0.000		0.061	-	-			0.000	0.000	0.000		2.50	-	-	0.000	0.000	0.000		2.54	-	-		0.130	
14.000	0.000	0.000	0.000		0.001	-	-	0.000	0.000	0.000		0.019	-	-			0.000	0.000	0.000		3.50	-	-	0.000	0.000	0.000		3.51	-	-		0.140	
15.000	0.000	0.000	0.000		0.001	-	-	0.000	0.000	0.000		0.005	-	-			0.000	0.000	0.000		4.50	-	-	0.000	0.000	0.000		4.50	-	-		0.150	
Totals:						50	102						0	8	0	0						50	31						0	54	0	0	
Number of Trades:						1							0		0							0.00						0		0			

Lending Products	Underlying Title	Multilateral Transactions[1]					Bilateral Transactions[2]		Stock Borrowing through OTC (volume)[3]
		Open Interest[5]	Volume(Offered)	Average Weighted	Transactions volume	Average Weighted	Transactions Volume	Average Weighted	Transactions Volume
ADMIEBOR	ADMIE (IPTO) HOLDING S.A. (CR)	---	---	---	---	---	---	394,403	
AEGNBOR	AEGEAN AIRLINES (CR)	---	---	---	---	---	---	24,094	
ALPHABOR	ALPHA SERVICES HOLD (CR)	200	---	---	93,649	7.62%	---	58,563,854	
ALMYBOR	ALUMIL (CR)	---	---	---	---	---	---	---	
OTOELBOR	AUTOHELLAS SA (CR)	---	---	---	---	---	---	191,332	
AVAXBOR	AVAX S.A. (CR)	---	---	---	---	---	---	---	
EEEBOR	CC HBC AG (CR)	2,661	---	---	---	---	---	47,768	
CENERBOR	CENERGY HOLDINGS (CB)	350	---	---	---	---	---	---	
ELLAKTORBOR	ELLAKTOR (CR)	3,260	---	---	---	---	---	166,913	
ELHABOR	ELVALHALCOR (CR)	447	---	---	---	---	---	64,887	
EUROBBOR	EUROBANK HOLDINGS (CR)	15,000	---	---	---	---	---	34,090,778	
EYDAPBOR	EYDAP S.A. (CR)	501	---	---	---	---	---	241,568	
FFGRPBOR	FOLLI FOLLIE (CR)	---	---	---	---	---	---	886,310	
FOYRKBOR	FOURLIS (CR)	---	---	---	---	---	---	11,010	
GEKTERNABOR	GEK TERNA (CR)	---	---	---	---	---	---	1,293	
SARBOR	GR. SARANTIS S.A. (CR)	1,877	---	---	---	---	---	46,999	
EXAEBOR	HELLENIC EXCHANGES-A.S.E. (CR)	4,000	---	---	---	---	---	197,063	
ELPEBOR	HELLENIQ ENERGY (CR)	500	---	---	---	---	---	441,584	
INTRKBOR	INTRACOM HOLDINGS (CR)	---	---	---	---	---	---	---	
INKATBOR	INTRAKAT (CR)	---	---	---	---	---	---	---	
BELABOR	JUMBO SA (CR)	5,098	---	---	---	---	---	193,067	
LAMDABOR	LAMDA DEVELOPMENT SA (CR)	500	---	---	---	---	---	519,668	
MIGBOR	MIG (CR)	1,552	---	---	---	---	---	40,179	
MOHBOR	MOTOR OIL (CR)	21,181	---	---	---	---	---	836,200	
MYTILBOR	MYTILINEOS (CR)	18,122	---	---	---	---	---	195,997	
ETEBOR	NATIONAL BANK (CR)	541	---	---	---	---	---	10,225,893	
OPAPBOR	OPAP (CR)	2,000	---	---	1	4.50%	---	1,574,009	
HTOBOR	OTE (CR)	---	---	---	---	---	---	1,579,908	
PPABOR	P.P.A. S.A. (CR)	---	---	---	---	---	---	65,287	
TPEIRBOR	PIRAEUS FINANCIAL HOLD (CR)	5,000	---	---	---	---	---	789,868	
PPCBOR	PPC (CR)	8,200	---	---	---	---	---	1,615,722	

## Stock Lending Notes

[1] - Multilateral contracts Lending or Borrowing as per Methods 8-1, 8-2 and 8-3-3 (According to ATHEX BoD Resolution No.17)

[2] - Bilateral Contracts Lending or Borrowing as per Methods 8-3-1 and 8-3-2 (According to ATHEX BoD Resolution No.20 )

[3] - The information concerning OTC Stock Borrowing Transactions is based on the statements of the Dematerialised Securities System (DSS) operators involved and refers to volumes that have been registered up until the previous working day.

[4] - Average Price (Volume weighted)

[5] - The Data concerning Open Interest before the start of trading session

Lending Products	Underlying Title	Open Interest[5]	Multilateral Transactions[1]				Bilateral Transactions[2]		Stock Borrowing through OTC (volume)[3]	
			Volume(Offered)	Average Weighted	Transactions volume	Average Weighted	Transactions Volume	Average Weighted	Transactions Volume	
QUALBOR	QUALITY & RELIABILITY SA (CR)	---	---	---	---	---	---	---	---	
QUESTBOR	QUEST HOLDINGS (CR)	300	---	---	---	---	---	---	41,564	
TENERGYBOR	TERNA ENERGY (CR)	---	---	---	---	---	---	---	62,800	
TITCBOR	TITAN CEMENT (CB)	3,750	---	---	---	---	---	---	357,583	
VIOBOR	VIOHALCO SA/NV (CB)	534	---	---	---	---	---	---	---	

## Stock Lending Notes

[1] - Multilateral contracts Lending or Borrowing as per Methods 8-1, 8-2 and 8-3-3 (According to ATHEX BoD Resolution No.17)

[2] - Bilateral Contracts Lending or Borrowing as per Methods 8-3-1 and 8-3-2 (According to ATHEX BoD Resolution No.20 )

[3] - The information concerning OTC Stock Borrowing Transactions is based on the statements of the Dematerialised Securities System (DSS) operators involved and refers to volumes that have been registered up until the previous working day.

[4] - Average Price (Volume weighted)

[5] - The Data concerning Open Interest before the start of trading session

## Sectors codification for listed companies

12003-	ETF	10101010	Computer Services
10101015	Software	10102030	Computer Hardware
15101010	Telecommunications Equipment	15102015	Telecommunications Services
20101010	Health Care Facilities	20101025	Health Care Services
20102010	Medical Equipment	20103015	Pharmaceuticals
30101010	Banks	30202000	Diversified Financial Services
30202010	Asset Managers & Custodians	30202015	Investment Services
30204000	Closed End Investments	30302010	Full Line Insurance
30302015	Insurance Brokers	30302025	Property and Casualty Insurance
35101010	Real Estate Holding and Development	35101015	Real Estate Services
35102000	Diversified REITs	35102030	Office REITs
40201040	Rental & Leasing Services: Consumer	40202010	Home Construction
40202015	Household Furnishings	40202020	Household Appliance
40203040	Electronic Entertainment	40203045	Toys
40204020	Clothing & Accessories	40301010	Entertainment
40301030	Publishing	40301035	Radio & TV Broadcasters
40401010	Diversified Retailers	40401020	Apparel Retailers
40401025	Home Improvement Retailers	40401030	Specialty Retailers
40501010	Airlines	40501015	Travel & Tourism
40501020	Casinos & Gambling	40501025	Hotels & Motels
45101015	Distillers & Vintners	45101020	Soft Drinks
45102010	Farming Fishing Ranching & Plantations	45102020	Food Products
45103010	Tobacco	45201010	Food Retailers & Wholesalers
45201020	Personal Products	50101010	Construction
50101020	Building Roof/Wallboard and Plumbing	50101030	Cement
50101035	Building Materials: Other	50202010	Electrical Components
50203000	Diversified Industrials	50203015	Plastics
50203030	Containers & Packaging	50204000	Machinery: Industrial
50204020	Machinery: Construction & Handling	50205010	Industrial Suppliers
50205020	Back Office Support HR & Consulting	50205030	Forms & Bulk Printing Services
50206015	Commercial Vehicles & Parts	50206030	Marine Transportation
50206060	Transportation Services	55101000	Diversified Materials
55101020	Textile Products	55102000	General Mining
55102010	Iron & Steel	55102015	Metal Fabricating
55102035	Aluminum	60101020	Oil Refining and Marketing
65101010	Alternative Electricity	65101015	Conventional Electricity
65102030	Water		



**ATHEX**  
Athens Stock Exchange

Λεωφ. Αθηνών 110 104 42 Αθήνα  
110, Athinon Ave. GR 104 42 Athens  
tel. (+30)210-33.66.800, fax (+30)210-33.66.101  
[www.athexgroup.gr](http://www.athexgroup.gr)