

23

Ημερήσιο Δελτίο
Συναλλακτικής Δραστηριότητας

Daily Official List
of Trading Activity

Tuesday, 13 June, 2023

Year: 144 Trading Day No: 109



ATHEXGROUP
Athens Exchange Group

Disclaimer:

Hellenic Exchanges-Athens Stock Exchange S.A endeavours to ensure that the data and other material ("Information") presented on the Daily Official List are accurate and complete, but it is not liable for any errors or omissions of data or /and for the accuracy, credibility, updating and completeness of the aforesaid information nor it has any liability arising directly or indirectly from the use of the above Information.

The Company is not liable for the accuracy of the data included in listed companies' announcements. Only the sender of such an announcement is fully and solely liable for any infringement of third party's rights from the content of such announcement. All contents of the Daily Official List are provided only for information purposes and do not constitute investment advice or solicitation to invest in securities or other products listed for trading on the Exchange.

You acknowledge and agree that the Company is the owner of any property rights related to any Information appearing on the Daily Official List including intellectual property rights copyright, trademarks, etc.

The above data are a property of the Hellenic Exchanges-Athens Exchange and are copyright protected. Users are forbidden to reproduce, modify, copy, sale, transmit or redistribute, by all reproduction means and methods, part or the whole of the above data, without reference to their source.

The commercial exploitation of these data is, also, forbidden by third parties. Hellenic Exchanges-Athens Exchange does not carry any responsibility, direct or indirect, derived from usage or accidental alteration of the above data when used by third parties.

Hellenic Exchanges – Athens Stock Exchange S.A.

110 Athinon Ave., 10442 Athens, Tel: (210) 33.66.800, Fax: (210) 32.13.938

www.athexgroup.gr

Thessalonica Stock Exchange Center (T.S.E.C)

16-18 Katouni Str., Thessalonica 546 25 Tel: (2310) 567.667, Fax: (2310) 530.545

Athex Members Guarantee Fund

14-16 Fidiou Str., Athens 106 78, Tel: (210) 33.04.682, Fax: (210) 33.04.155

Hellenic Republic Capital Market Commission

1 Kolokotroni Str. & 1 Stadiou Str., Athens 10562 Tel: (210) 33.77.100 Fax: (210) 33.77.173

Table of Contents

Section 1: Statistical Figures of Securities, Derivatives and Lending

Summary of Markets

Athex Indices

Analytic Figures for Athex Market's Boards and Categories

Trading Details by Athex Sectors and Financial Instruments (ETFs)

Top 10 best & worst performing Shares

Derivatives Summary

Section 2: Analytic Figures of Shares Transactions

Analytic Figures of Shares Transactions

Shares' Notes

Section 3: Figures of Securities Transactions

Securities Blocks Details

Shares Rights Details

Stock Borrowing

Forced Sales Details

Forced Sales Registered Shares

Exchange Traded Funds (ETFs) Characteristics

Section 5: Bonds traded in Fixed Income Assets Market

Convertible Corporate Bonds - Regulated Market

Non Convertible Corporate Bonds - Regulated Market

Government Bonds

Treasury Bills & Zero Coupon Government Bonds

Government Bonds Traded with the Open Outcry Method

State Banks Bonds

Section 6: Additional Infos

Athex & ATHEXClear Members List

List of Stocks under Market Making operations

Section 7: Derivatives Market Analytic Figures

Index Futures

Stock Futures

Index Options

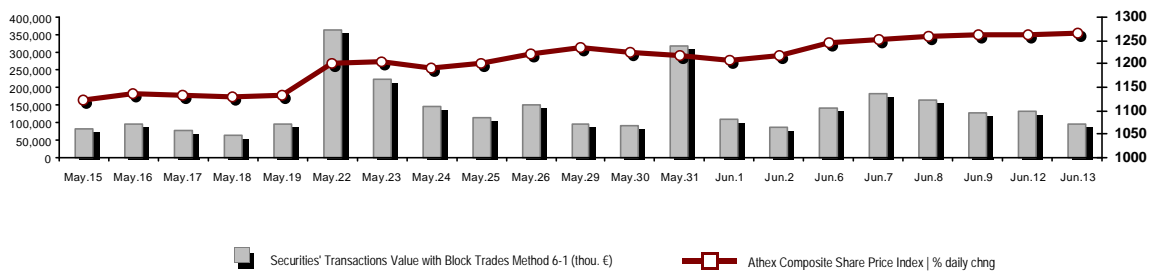
Stock Options

Stock Lending Analytic Figures

Appendix A: Sectors codification for listed companies

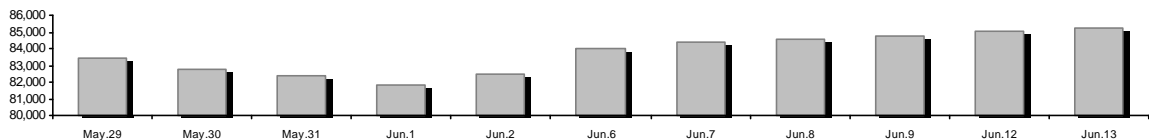
Summary of Markets

Athex Composite Share Price Index vs Shares and Derivatives Transactions Value

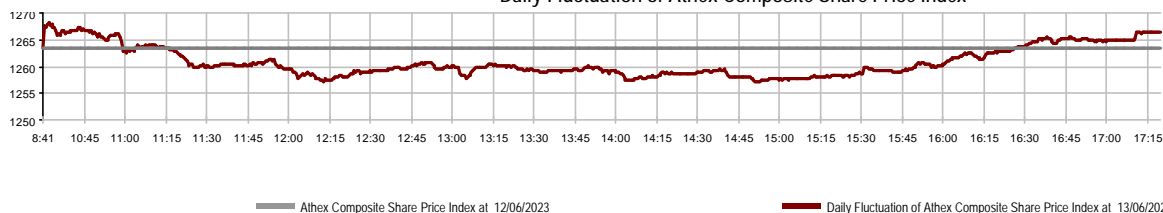


| | | | | |
|--|------------|---------|--|-----------------|
| Athex Capitalisation (mill. €)**: | 85,215.06 | | Derivatives Total Open Interest | 533,701 |
| Daily change: mill. € % | 190.67 | 0.22% | in Index Futures % daily chng | 8,739 0.23% |
| Yearly Avg Capitalisation: mill. € % chng prev year Avg | 74,630.43 | 18.35% | in Stock Futures % daily chng | 522,484 1.80% |
| Athex Composite Share Price Index % daily chng | 1,266.31 | 0.23% | in Index Options % daily chng | 1,659 1.47% |
| Athex Composite Share Price Index Capitalisation (mill. €) | 77,718.70 | | in Stock Options % daily chng | 819 0.00% |
| Daily change (mill. €) | 167.61 | | | |
| Securities' Transactions Value with Block Trades Method 6-1 (t) | 95,088.57 | | Derivatives Contracts Volume: | 154,110 |
| Daily change: % | -35,664.00 | -27.28% | Daily change: pieces % | -21,836 -12.41% |
| YtD Avg Trans. Value: thou. € % chng prev year Avg | 108,798.97 | 50.59% | YtD Avg Derivatives Contracts % chng prev year Avg | 49,736 44.79% |
| Blocks Transactions Value of Method 6-1 (thou. €) | 14,304.90 | | Derivatives Trades Number: | 3,778 |
| Blocks Transactions Value of Method 6-2 & 6-3 (thou. €) | 482.94 | | Daily change: number % | -735 -16.29% |
| Bonds Transactions Value (thou.€) | 1,035.35 | | YtD Avg Trades number % chng prev year Avg | 2,460 19.77% |
| Securities' Transactions Volume with Block Trades Method 6-1 (tho) | 21,828.16 | | Lending Total Open Interest | 260,855 |
| Daily change: thou. pieces % | -18,304.08 | -45.61% | Daily change: pieces % | 44,631 20.64% |
| YtD Avg Volume: % chng prev year Avg | 40,012.76 | 41.14% | Lending Volume (Multilateral/Bilateral) | 52,290 |
| Blocks Transactions Volume of Method 6-1 (thou. Pieces) | 1,998.06 | | Daily change: pieces % | -141,341 |
| Blocks Transactions Volume of Method 6-2 & 6-3 (thou. Pieces) | 32.63 | | Multilateral Lending | 52,290 |
| Bonds Transactions Volume | 1,093,000 | | Bilateral Lending | 0 |
| Securities' Trades Number with Block Trades Method 6-1 | 33,924 | | Lending Trades Number: | 25 |
| Daily change: number % | -7,435 | -17.98% | Daily change: % | -10 |
| YtD Avg Trades number % chng prev year Avg | 36,449 | 23.90% | Multilateral Lending Trades Number | 25 |
| Number of Blocks Method 6-1 | 13 | | Bilateral Lending Trades Number | 0 |
| Number of Blocks Method 6-2 & 6-3 | 2 | | | |
| Number of Bonds Transactions | 189 | | | |

Athex Capitalisation (mill. €)**



Daily Fluctuation of Athex Composite Share Price Index



Athex Indices

| Index name | 13/06/2023 | 12/06/2023 | pts. | % | Min | Max | Year min | Year max | Year change |
|--|-------------|------------|--------|--------|-----------|-----------|----------|-----------|-------------|
| Athex Composite Share Price Index | 1,266.31 # | 1,263.38 | 2.93 | 0.23% | 1,257.21 | 1,268.28 | 929.79 | 1,273.51 | 36.19% # |
| Athex ESG Index | 1,443.39 # | 1,439.70 | 3.69 | 0.26% | 1,431.56 | 1,445.75 | 1,057.52 | 1,452.96 | 36.47% # |
| FTSE/Athex Large Cap | 3,079.06 # | 3,071.56 | 7.50 | 0.24% | 3,053.26 | 3,084.90 | 2,250.77 | 3,100.75 | 36.76% # |
| FTSE/Athex Mid Cap Index | 1,903.76 # | 1,891.67 | 12.09 | 0.64% | 1,886.57 | 1,906.21 | 1,411.43 | 1,910.30 | 34.88% # |
| FTSE/ATHEX High Dividend Yield Index | 3,829.08 # | 3,820.14 | 8.94 | 0.23% | 3,808.99 | 3,834.80 | 3,028.28 | 3,838.53 | 26.44% # |
| FTSE/ATHEX Global Traders Index Plus | 3,631.49 # | 3,606.09 | 25.40 | 0.70% | 3,597.86 | 3,638.70 | 2,616.09 | 3,638.70 | 38.81% # |
| FTSE/ATHEX Mid & Small Cap Factor-Weighted Ind | 5,248.66 € | 5,275.43 | -26.77 | -0.51% | 5,218.21 | 5,281.14 | 4,353.12 | 5,304.08 | 19.41% # |
| ATHEX Select Index Plus | 4,181.22 # | 4,154.78 | 26.44 | 0.64% | 4,151.08 | 4,185.71 | 3,071.06 | 4,185.71 | 36.15% # |
| ATHEX Select Index | 6,204.24 € | 6,233.82 | -29.58 | -0.47% | 6,193.01 | 6,280.74 | 4,343.88 | 6,290.95 | 42.83% # |
| FTSE/Athex Market Index | 731.24 # | 729.68 | 1.56 | 0.21% | 725.35 | 732.53 | 539.21 | 736.20 | 35.58% # |
| Athex Composite Index Total Return Index | 2,258.57 # | 2,253.34 | 5.23 | 0.23% | 2,242.34 | 2,262.08 | 1,641.17 | 2,271.41 | 37.62% # |
| FTSE/Athex Large Cap Total Return | 4,982.36 # | 4,970.22 | 12.14 | 0.24% | | | 3,623.42 | 4,982.36 | 38.36% # |
| FTSE/Athex Mid Cap Total Return | 2,528.91 # | 2,500.87 | 28.04 | 1.12% | | | 1,881.61 | 2,528.91 | 36.13% # |
| Hellenic Mid & Small Cap Index | 1,816.56 # | 1,808.53 | 8.03 | 0.44% | 1,801.99 | 1,817.53 | 1,365.14 | 1,820.20 | 33.07% # |
| FTSE/Athex Banks | 1,024.44 € | 1,024.51 | -0.07 | -0.01% | 1,013.81 | 1,033.45 | 640.09 | 1,038.96 | 59.93% # |
| FTSE/Athex Insurance | 2,973.28 # | 2,904.49 | 68.79 | 2.37% | 2,850.98 | 2,973.28 | 2,652.26 | 3,042.07 | 1.30% # |
| FTSE/Athex Financial Services | 1,266.67 € | 1,275.69 | -9.02 | -0.71% | 1,266.67 | 1,302.22 | 672.72 | 1,375.02 | 84.80% # |
| FTSE/Athex Industrial Goods & Services | 7,141.32 # | 7,054.40 | 86.92 | 1.23% | 6,980.15 | 7,141.32 | 4,603.86 | 7,183.69 | 53.96% # |
| FTSE/Athex Retail | 1,253.96 € | 1,273.12 | -19.16 | -1.50% | 1,252.17 | 1,284.42 | 901.21 | 1,291.82 | 39.14% # |
| FTSE/ATHEX Real Estate | 4,449.48 € | 4,480.79 | -31.31 | -0.70% | 4,420.31 | 4,524.65 | 3,750.22 | 4,524.65 | 9.24% # |
| FTSE/Athex Consumer Goods & Services | 13,703.80 € | 13,711.84 | -8.04 | -0.06% | 13,659.10 | 13,872.42 | 8,974.47 | 13,968.68 | 49.64% # |
| FTSE/Athex Food & Beverage | 10,235.15 € | 10,276.51 | -41.36 | -0.40% | 10,143.53 | 10,276.51 | 8,101.49 | 11,188.59 | 20.89% # |
| FTSE/Athex Basic Resources | 8,896.43 € | 8,904.47 | -8.04 | -0.09% | 8,768.50 | 8,950.03 | 6,463.31 | 8,950.03 | 37.09% # |
| FTSE/Athex Construction & Materials | 4,267.42 # | 4,237.73 | 29.69 | 0.70% | 4,231.63 | 4,275.03 | 3,204.90 | 4,320.86 | 33.15% # |
| FTSE/Athex Energy | 5,437.26 # | 5,428.15 | 9.11 | 0.17% | 5,392.65 | 5,444.38 | 4,780.16 | 5,856.79 | 8.10% # |
| FTSE/Athex Travel & Leisure | 2,857.21 # | 2,828.74 | 28.47 | 1.01% | 2,808.47 | 2,857.21 | 2,196.17 | 2,875.50 | 28.86% # |
| FTSE/Athex Technology | 2,659.57 # | 2,645.65 | 13.92 | 0.53% | 2,637.00 | 2,666.81 | 2,047.81 | 2,686.30 | 29.47% # |
| FTSE/Athex Telecommunications | 4,177.36 # | 4,163.04 | 14.32 | 0.34% | 4,163.04 | 4,205.10 | 3,511.53 | 4,391.80 | 2.59% # |
| FTSE/Athex Utilities | 5,974.86 # | 5,959.43 | 15.43 | 0.26% | 5,906.57 | 5,976.70 | 4,598.77 | 6,023.36 | 29.92% # |
| FTSE/Athex Health Care | 407.57 € | 410.97 | -3.40 | -0.83% | 401.91 | 410.97 | 390.59 | 469.84 | -2.70% € |
| FTSE/Athex Personal Products | 7,613.96 # | 7,499.80 | 114.16 | 1.52% | 7,390.56 | 7,839.66 | 6,441.87 | 7,905.24 | 15.25% # |
| Athex All Share Index | 297.65 # | 297.00 | 0.65 | 0.22% | 297.65 | 297.65 | 231.11 | 297.65 | 29.28% # |
| MSCI GREECE REBASED | 4,892.31 # | 4,877.91 | 14.40 | 0.30% | 4,849.56 | 4,903.24 | 4,125.04 | 4,931.59 | --- - |
| Hellenic Corporate Bond Index | 124.06 # | 123.88 | 0.18 | 0.15% | | | 118.78 | 124.06 | 4.26% # |
| Hellenic Corporate Bond Price Index | 88.53 # | 88.42 | 0.11 | 0.12% | | | 85.96 | 88.53 | 2.67% # |

Note 1: FTSE/Med 100, Hellenic Corporate Bond Price Index and Hellenic Corporate Bond Index closing prices refer to the previous trading day of 09/06/2023.

Note 2: The Hellenic Mid & Small Cap Index is a Customized index calculated by the Athens Exchange.

Analytic Figures for Athex Market's Boards and Categories

| | Total Traded Securities | Main Market | Surveillance | Exchange Traded Funds (ETFs) |
|---------------------------------------|-------------------------|--------------|--------------|------------------------------|
| Totals | 128 | 115 | 12 | 1 |
| Gain / Lose / Same: | 56 / 45 / 27 | 52 / 43 / 20 | 4 / 1 / 7 | 0 / 1 / 0 |
| Athex Capitalisation (mill. €) ** | 85,215.06 | 84,832.18 | 382.87 | |
| Daily Average Trans/ons Value(thou.€) | 108,798.97 | 108,562.69 | 249.75 | 40.02 |
| Transactions Value | 95,571.51 | 95,426.92 | 140.64 | 3.95 |
| Main Board: | 80,783.67 | 80,639.08 | 140.64 | 3.95 |
| Blocks Board 6_2_3: | 14,787.84 | 14,787.84 | 0.00 | 0.00 |
| Forced Sales Board: | 0.00 | 0.00 | 0.00 | 0.00 |
| Special Terms Board: | 0.00 | 0.00 | 0.00 | 0.00 |
| Daily Average Transactions Volume | 40,012,764 | 38,891,949 | 1,127,576 | 1,502 |
| Transactions Volume | 21,860,782 | 21,485,832 | 374,822 | 128 |
| Main Board: | 19,830,096 | 19,455,146 | 374,822 | 128 |
| Blocks Board 6_2_3: | 2,030,686 | 2,030,686 | 0 | 0 |
| Forced Sales Board: | 0 | 0 | 0 | 0 |
| Special Terms Board: | 0 | 0 | 0 | 0 |
| Daily Average Number of Trades | 36,449 | 36,204 | 243 | 3 |
| Number of Trades | 33,926 | 33,762 | 162 | 2 |
| Main Board: | 33,911 | 33,747 | 162 | 2 |
| Blocks Board 6_2_3: | 15 | 15 | 0 | 0 |
| Forced Sales Board: | 0 | 0 | 0 | 0 |
| Special Terms Board: | 0 | 0 | 0 | 0 |

Trading Details by Athex Sectors and Financial Instruments (ETFs)

| Code | Sectors | Gain / Lose / Same | Number of Trades | Transactions Volume | Transactions Value | % of Total Trans. Value |
|-------|--|--------------------|------------------|---------------------|--------------------|-------------------------|
| 3010 | - Banks | 2 / 4 / 0 | 8,758 | 13,828,128 | 29,774,912.84 | 31.15% |
| 5510 | - Basic Resources | 8 / 4 / 4 | 1,330 | 416,791 | 1,267,536.67 | 1.33% |
| 5010 | - Construction & Materials | 8 / 3 / 3 | 2,320 | 1,061,634 | 2,883,024.18 | 3.02% |
| 4020 | - Consumer Products & Services | 2 / 4 / 3 | 2,628 | 791,329 | 15,357,639.48 | 16.07% |
| 6010 | - Energy | 3 / 0 / 1 | 1,855 | 242,087 | 4,155,817.01 | 4.35% |
| 12000 | - Financial Instruments | 0 / 1 / 0 | 2 | 128 | 3,951.69 | 0.00% |
| 3020 | - Financial Services | 0 / 3 / 2 | 1,088 | 387,623 | 1,977,667.86 | 2.07% |
| 4510 | - Food Beverage & Tobacco | 2 / 4 / 1 | 330 | 64,610 | 838,375.72 | 0.88% |
| 2010 | - Health Care | 1 / 2 / 0 | 237 | 255,940 | 153,033.11 | 0.16% |
| 5020 | - Industrial Goods & Services | 8 / 5 / 6 | 2,744 | 715,742 | 7,138,763.54 | 7.47% |
| 3030 | - Insurance | 1 / 0 / 0 | 25 | 4,318 | 16,483.95 | 0.02% |
| 4030 | - Media | 0 / 1 / 0 | 9 | 12,300 | 6,517.46 | 0.01% |
| 4520 | - Personal Care, Drug & Grocery Stores | 2 / 1 / 0 | 177 | 64,144 | 184,109.13 | 0.19% |
| 3510 | - Real Estate | 0 / 6 / 4 | 964 | 416,138 | 2,572,043.68 | 2.69% |
| 4040 | - Retail | 1 / 3 / 0 | 538 | 117,210 | 414,141.53 | 0.43% |
| 1010 | - Technology | 6 / 3 / 2 | 1,519 | 818,247 | 2,289,660.65 | 2.40% |
| 1510 | - Telecommunications | 2 / 0 / 0 | 1,865 | 397,025 | 5,898,607.92 | 6.17% |
| 4050 | - Travel & Leisure | 6 / 0 / 1 | 4,045 | 1,095,990 | 11,452,602.59 | 11.98% |
| 6510 | - Utilities | 4 / 1 / 0 | 3,492 | 1,171,398 | 9,186,620.66 | 9.61% |

Top 10 best & worst performing Shares

Main Market

| With positive Price change | | | With negative Price change | | |
|-------------------------------------|-----------------|----------|--------------------------------------|---------------|----------|
| | Closing price | change | | Closing price | change |
| DOMIKI KRITIS SA (CR) | 0.93 | 10.71% # | MOTODYNAMICS S.A. (CR) | 3.48 | -5.69% € |
| AUSTRIACARD (CB) | 15.2 | 7.04% # | ELGEKA SA (CR) | 0.456 | -2.77% € |
| QUALITY & RELIABILITY SA (CR) | 0.738 | 5.43% # | MIG (CR) | 4.75 | -2.66% € |
| NAFPAKTOS TEXTILE (CR) | 1.18 | 5.36% # | TECHNICAL OLYMPIC SA (CR) | 2.58 | -2.27% € |
| INTRACOM HOLDINGS (CR) | 2.1 | 3.70% # | ENTERSOFT (CR) | 4.96 | -1.98% € |
| LOULIS FOOD (CR) | 2.9 | 2.84% # | GEN. COMMERCIAL & IND.SA (CR) | 1.34 | -1.83% € |
| ADMIE (IPTO) HOLDING S.A. (CR) | 2.05 | 2.50% # | AUTOHELLAS SA (CR) | 14.24 | -1.79% € |
| BIOKARPET S.A.(CR) | 2.47 | 2.49% # | TPA SA (CR) | 24.3 | -1.22% € |
| INTERLIFE G.C.I.(CR) | 3.89 | 2.37% # | KARELIA (CR) | 350 | -1.13% € |
| MATHIOS REFRACTORY SA (CR) | 0.91 | 2.25% # | UNIBIOS (CR) | 0.848 | -0.93% € |
| With the highest Transactions Value | | | With the highest Transactions Volume | | |
| | Value (thou. €) | change | | Volume | change |
| JUMBO SA (CR) | 14,094.82 | 0.17% # | ALPHA SERVICES HOLD (CR) | 6,606,539 | -0.57% € |
| PIRAEUS FINANCIAL HOLD (CR) | 10,855.03 | 0.07% # | PIRAEUS FINANCIAL HOLD (CR) | 3,628,558 | 0.07% # |
| ALPHA SERVICES HOLD (CR) | 10,315.09 | -0.57% € | EUROBANK HOLDINGS (CR) | 2,888,847 | -0.23% € |
| OPAP (CR) | 6,116.54 | 0.86% # | NATIONAL BANK (CR) | 700,900 | 0.78% # |
| OTE (CR) | 5,868.01 | 0.34% # | JUMBO SA (CR) | 578,973 | 0.17% # |
| AEGEAN AIRLINES (CR) | 5,170.07 | 2.20% # | INTRACOM HOLDINGS (CR) | 517,080 | 3.70% # |
| PPC (CR) | 5,095.97 | 0.29% # | AEGEAN AIRLINES (CR) | 507,742 | 2.20% # |
| MYTILINEOS (CR) | 4,990.88 | 1.29% # | PPC (CR) | 501,102 | 0.29% # |
| EUROBANK HOLDINGS (CR) | 4,390.33 | -0.23% € | ADMIE (IPTO) HOLDING S.A. (CR) | 472,146 | 2.50% # |
| NATIONAL BANK (CR) | 4,159.85 | 0.78% # | OTE (CR) | 392,783 | 0.34% # |

Note: Stocks that are not included in the "Under Supervision" category, and the transactions value is more than 10,000 €.

Derivatives Summary

| | Number of Trades | Volume | Open Interest |
|---------------------------------|------------------|----------------|----------------|
| Index Futures | 189 | 3,482 | 8,739 |
| FTSE/Athex Banks | 13 | 657 | 1,658 |
| FTSE/Athex Large Cap | 175 | 2,820 | 6,872 |
| MSCI GREECE REBASED | 1 | 5 | 209 |
| Stock Futures | 3,572 | 150,558 | 522,484 |
| ADMIE (IPTO) HOLDING S.A. (CR) | 142 | 3,344 | 15,493 |
| AEGEAN AIRLINES (CR) | 132 | 1,200 | 5,014 |
| ALPHA SERVICES HOLD (CR) | 527 | 51,473 | 230,115 |
| AUTOHELLAS SA (CR) | 3 | 3 | 104 |
| AVAX S.A. (CR) | 11 | 35 | 915 |
| CC HBC AG (CR) | 20 | 50 | 439 |
| CENERGY HOLDINGS (CB) | 132 | 6,177 | 6,144 |
| ELLAKTOR (CR) | 28 | 188 | 834 |
| ELVALHALCOR (CR) | 32 | 244 | 2,183 |
| EUROBANK HOLDINGS (CR) | 175 | 13,458 | 56,321 |
| EYDAP S.A. (CR) | 17 | 73 | 614 |
| FOURLIS (CR) | 31 | 330 | 1,095 |
| GEK TERNA (CR) | 17 | 265 | 8,966 |
| HELLENIC EXCHANGES-A.S.E. (CR) | 182 | 2,009 | 4,175 |
| HELLENIQ ENERGY (CR) | 52 | 1,194 | 1,469 |
| INTRACOM HOLDINGS (CR) | 123 | 1,317 | 4,491 |
| INTRAKAT (CR) | 63 | 4,176 | 10,791 |
| JUMBO SA (CR) | 8 | 18 | 492 |
| LAMDA DEVELOPMENT SA (CR) | 71 | 5,220 | 5,612 |
| MIG (CR) | 30 | 343 | 947 |
| MOTOR OIL (CR) | 76 | 1,035 | 1,743 |
| MYTILINEOS (CR) | 121 | 1,276 | 2,578 |
| NATIONAL BANK (CR) | 218 | 4,898 | 23,088 |
| OPAP (CR) | 24 | 149 | 2,145 |
| OTE (CR) | 280 | 4,587 | 12,455 |
| P.P.A. S.A. (CR) | 4 | 15 | 357 |
| PIRAEUS FINANCIAL HOLD (CR) | 413 | 23,590 | 80,360 |
| PPC (CR) | 276 | 8,750 | 23,420 |
| QUEST HOLDINGS (CR) | 18 | 97 | 223 |
| TERNA ENERGY (CR) | 207 | 9,560 | 14,182 |
| TITAN CEMENT (CB) | 34 | 86 | 538 |
| VIOHALCO SA/NV (CB) | 105 | 5,398 | 5,181 |
| Index Options | 17 | 70 | 1,659 |
| FTSE/Athex Large Cap | 17 | 70 | 1,659 |
| Stock Options | 0 | 0 | 819 |
| ALPHA SERVICES HOLD (CR) | 0 | 0 | 24 |
| NATIONAL BANK (CR) | 0 | 0 | 280 |
| OPAP (CR) | 0 | 0 | 134 |
| OTE (CR) | 0 | 0 | 30 |
| PIRAEUS FINANCIAL HOLD (CR) | 0 | 0 | 5 |
| PPC (CR) | 0 | 0 | 346 |
| Total Derivatives Traded | 3,778 | 154,110 | 533,701 |

| Number of Outstanding Securities | Nominal Value | Dividends [1] | | | Date of Last Coupon | | Note | Shares | Closing price | % change | Previous closing price/date | Open price | Price min | Price max | Last price | Avg price | Last Bid [7] | Last Ask [7] | P/E after tax | Year | Volume | Trades | Transactions Value[8] | Company Mkt Value (thou. €) | Year low | Year high | Sector[4] | |
|----------------------------------|---------------|---------------|----------|--------|---------------------|------------|------|--------------------------------|---------------|----------|-----------------------------|------------|-----------|-----------|------------|-----------|--------------|--------------|---------------|-------|--------|-----------|-----------------------|-----------------------------|--------------|-----------|-----------|----------|
| | | 2020 | 2021 | 2022 | Dividend [2] | Right | | | | | | | | | | | | | | | | | | | | | | |
| 2,348,908,567 | 0.290 | -- | -- | -- | 07/04/2008 | 18/04/2017 | -- | ALPHA SERVICES HOLD (CR) | 1.564 | -0.57 | € 1.573 | 12/06/2023 | 1.589 | 1.548 | 1.59 | 1.564 | 1.561 | 14726@1.56 | 35709@1.57 | -- | -- | 6,606,539 | 3,050 | 10,315,086.65 | 3,673,693.00 | 1.0015 | 1.6085 | 30101010 |
| 45,033,921 | 0.050 | -- | -- | -- | 04/06/2008 | 27/03/2023 | -- | ATTICA BANK S.A. (CR) | 12.76 | -1.09 | € 12.9 | 12/06/2023 | 12.96 | 12.76 | 12.96 | 12.76 | 12.925 | 5@12.80 | 2@12.88 | -- | -- | 111 | 8 | 1,434.64 | 574,632.83 | 10.62 | 48.75 | 30101010 |
| 18,176,934 | 1.00 | -- | -- | -- | | 27/01/2023 | -- | AUSTRIACARD (CB) | 15.2 | 7.04 | € 14.2 | 12/06/2023 | 14.3 | 14.3 | 15.2 | 15.2 | 14.71 | 5@14.90 | 1810@15.20 | -- | -- | 22,561 | 171 | 331,861.90 | 276,289.40 | 10.4 | 15.3 | 10101010 |
| 48,624,764 | 0.080 | 0.23 | 0.46 | 0.65 | 24/04/2023 | 05/12/2022 | -- | AUTOHELLAS SA (CR) | 14.24 | -1.79 | € 14.5 | 12/06/2023 | 14.2 | 14.16 | 14.42 | 14.24 | 14.298 | 82@14.18 | 150@14.32 | -- | -- | 78,234 | 626 | 1,118,583.84 | 692,416.64 | 10.06 | 14.76 | 40201040 |
| 190,162,681 | | -- | -- | -- | | 07/12/2016 | -- | CENERGY HOLDINGS (CB) | 5.98 | 0.50 | € 5.95 | 12/06/2023 | 5.91 | 5.86 | 6 | 5.98 | 5.913 | 21@5.96 | 197@5.98 | -- | -- | 215,050 | 466 | 1,271,566.27 | 1,137,172.83 | 3.015 | 6.05 | 50202010 |
| 372,553,049 | 6.70 | 0.64 | 0.71 | 0.78 | 25/05/2023 | 29/04/2013 | -- | CC HBC AG (CR) | 27.3 | -0.40 | € 27.41 | 12/06/2023 | 27.38 | 27.05 | 27.38 | 27.3 | 27.201 | 1243@27.30 | 1@27.31 | -- | -- | 20,577 | 223 | 559,719.740 | 1,070,698.24 | 21.54 | 29.91 | 45101020 |
| 3,710,677,508 | 0.220 | -- | -- | -- | 02/05/2008 | 20/05/2019 | -- | EUROBANK HOLDINGS (CR) | 1.5265 | -0.23 | € 1.53 | 12/06/2023 | 1.538 | 1.507 | 1.5465 | 1.5265 | 1.52 | 6363@1.53 | 8063@1.53 | -- | -- | 2,888,847 | 1,951 | 4,390,330.60 | 5,664,349.22 | 1.0495 | 1.72 | 30101010 |
| 52,131,944 | 1.00 | -- | 0.1102 | -- | 30/06/2022 | 23/07/2019 | -- | FOURLIS (CR) | 4.42 | -0.34 | € 4.435 | 12/06/2023 | 4.415 | 4.4 | 4.5 | 4.42 | 4.441 | 1500@4.40 | 1107@4.46 | -- | -- | 34,196 | 191 | 151,865.62 | 230,423.19 | 3.26 | 4.56 | 40401010 |
| 305,635,185 | 2.18 | 0.1 | 0.1 | 0.3 | 11/01/2023 | 01/10/2003 | -- | HELLENIO ENERGY (CR) | 8.08 | 0.37 | € 8.05 | 12/06/2023 | 8.04 | 8.02 | 8.12 | 8.08 | 8.063 | 50@8.07 | 1781@8.09 | -- | -- | 86,791 | 505 | 699,816.91 | 2,469,532.29 | 6.93 | 8.68 | 60101020 |
| 83,600,000 | 0.880 | -- | -- | -- | 03/07/2007 | 23/09/2022 | -- | INTRACOM HOLDINGS (CR) | 2.1 | 3.70 | € 2.025 | 12/06/2023 | 2.02 | 2.02 | 2.115 | 2.1 | 2.075 | 5950@2.09 | 15191@2.10 | -- | -- | 517,080 | 534 | 1,072,983.27 | 175,560.00 | 1.678 | 2.12 | 10101010 |
| 160,523,985 | 0.300 | -- | -- | -- | 12/08/2008 | 30/12/2022 | -- | INTRAKAT (CR) | 1.93 | -- | € 1.93 | 12/06/2023 | 1.93 | 1.916 | 1.936 | 1.93 | 1.925 | 649@1.92 | 3183@1.93 | -- | -- | 158,398 | 193 | 304,947.95 | 309,811.29 | 1.366 | 1.94 | 50101010 |
| 136,059,759 | 0.880 | 0.77 | 0.77 | -- | 21/03/2023 | 05/03/2014 | -- | JUMBO SA (CR) | 24.2 | 0.17 | € 24.16 | 12/06/2023 | 24.48 | 24.1 | 24.54 | 24.2 | 24.345 | 290@24.16 | 443@24.26 | -- | -- | 578,973 | 1,761 | 14,094,821.86 | 3,292,646.17 | 15.61 | 24.78 | 40203045 |
| 176,736,715 | 0.300 | -- | -- | -- | 30/05/2007 | 27/11/2019 | -- | LAMDA DEVELOPMENT SA (CR) | 6.66 | -0.82 | € 6.715 | 12/06/2023 | 6.75 | 6.6 | 6.78 | 6.66 | 6.651 | 49@6.66 | 71@6.67 | -- | -- | 319,926 | 671 | 2,127,814.25 | 1,177,066.52 | 5.505 | 6.78 | 35101010 |
| 31,317,025 | 0.400 | -- | -- | -- | 26/04/2007 | 10/05/2023 | -- | MIG (CR) | 4.75 | -2.66 | € 4.88 | 12/06/2023 | 4.88 | 4.75 | 4.995 | 4.75 | 4.83 | 515@4.75 | 2000@4.90 | -- | -- | 10,692 | 165 | 51,647.22 | 148,755.87 | 0.987 | 8.4 | 30202000 |
| 107,222,688 | 0.440 | -- | (0.5667) | -- | 17/06/2022 | 16/03/2022 | -- | QUEST HOLDINGS (CR) | 6.1 | -0.81 | € 6.15 | 12/06/2023 | 6.05 | 6.05 | 6.15 | 6.1 | 6.093 | 144@6.10 | 500@6.13 | -- | -- | 39,364 | 147 | 239,832.38 | 654,058.40 | 4.655 | 6.41 | 10101010 |
| 78,325,475 | | -- | -- | -- | | 23/07/2019 | -- | TITAN CEMENT (CB) | 16.7 | 0.60 | € 16.6 | 12/06/2023 | 16.6 | 16.56 | 16.7 | 16.7 | 16.643 | 200@16.66 | 600@16.72 | -- | -- | 51,082 | 346 | 850,168.94 | 1,308,035.43 | 12.04 | 16.84 | 50101030 |
| 259,189,761 | | 0.02 | 0.1 | -- | 03/06/2022 | 26/02/2016 | -- | VIOHALCO SANV (CB) | 5.84 | -0.51 | € 5.87 | 12/06/2023 | 5.87 | 5.75 | 5.91 | 5.84 | 5.84 | 4@5.84 | 748@5.85 | -- | -- | 127,214 | 539 | 742,971.33 | 1,513,668.20 | 3.995 | 5.97 | 55102015 |
| 144,321,516 | 0.300 | -- | -- | -- | 01/07/2011 | 22/01/2020 | -- | AVAX S.A. (CR) | 1.218 | 2.01 | € 1.194 | 12/06/2023 | 1.21 | 1.184 | 1.222 | 1.218 | 1.203 | 10@1.22 | 4000@1.22 | -- | -- | 232,364 | 322 | 279,433.92 | 175,783.61 | 0.748 | 1.222 | 50101010 |
| 232,000,000 | 2.12 | 0.1069 | 0.0854 | 0.0682 | 29/08/2022 | 19/06/2017 | -- | ADMIE (IPTO) HOLDING S.A. (CR) | 2.05 | 2.50 | € 2 | 12/06/2023 | 2.035 | 1.998 | 2.05 | 2.05 | 2.025 | 6504@2.04 | 1300@2.06 | 16.35 | 2022 | 472,146 | 504 | 956,002.66 | 475,600.00 | 1.64 | 2.05 | 65101015 |
| 90,167,100 | 0.500 | -- | -- | -- | 03/06/2019 | 24/05/2021 | -- | AEGEAN AIRLINES (CR) | 10.2 | 2.20 | € 9.98 | 12/06/2023 | 10.1 | 10.08 | 10.3 | 10.2 | 10.182 | 219@10.20 | 2140@10.28 | -- | -- | 507,742 | 1,664 | 5,170,074.70 | 919,704.42 | 5.27 | 10.3 | 40501010 |
| 103,423,291 | 0.570 | -- | -- | -- | 01/08/2011 | 06/09/2022 | -- | GEK TERNA (CR) | 14 | 0.72 | € 13.9 | 12/06/2023 | 14 | 13.84 | 14.1 | 14 | 13.98 | 131@13.98 | 969@14.02 | -- | -- | 52,885 | 419 | 739,313.32 | 1,447,926.07 | 10.42 | 14.4 | 50101010 |
| 382,000,000 | 2.48 | -- | -- | -- | 20/07/2015 | 12/12/2001 | -- | PPC (CR) | 10.25 | 0.29 | € 10.22 | 12/06/2023 | 10.26 | 10.07 | 10.26 | 10.25 | 10.17 | 2212@10.23 | 3247@10.25 | -- | -- | 501,102 | 1,659 | 5,095,968.50 | 3,915,500.00 | 6.6 | 10.32 | 65101015 |
| 914,715,153 | 1.00 | -- | -- | -- | 16/05/2008 | 29/08/2018 | -- | NATIONAL BANK (CR) | 5.976 | 0.78 | € 5.93 | 12/06/2023 | 5.98 | 5.88 | 5.98 | 5.976 | 5.935 | 2579@5.95 | 4397@5.98 | -- | -- | 700,900 | 1,320 | 4,159,851.64 | 5,466,337.75 | 3.746 | 6.3 | 30101010 |
| 375,241,586 | 0.390 | 0.01 | 0.03 | -- | 30/05/2022 | 14/07/2006 | -- | ELVALHALCOR (CR) | 1.978 | 0.10 | € 1.976 | 12/06/2023 | 1.976 | 1.94 | 1.982 | 1.978 | 1.955 | 30@1.96 | 1978@1.98 | -- | -- | 150,596 | 437 | 294,439.97 | 742,227.86 | 1.52 | 1.996 | 55102015 |
| 348,192,005 | 0.040 | -- | -- | -- | 05/07/2011 | 16/07/2021 | -- | ELLAKTOR (CR) | 2.3 | 0.88 | € 2.28 | 12/06/2023 | 2.335 | 2.285 | 2.39 | 2.3 | 2.315 | 1492@2.29 | 71079@2.30 | -- | -- | 175,979 | 468 | 407,471.54 | 800,841.61 | 1.706 | 2.455 | 50101010 |
| 60,348,000 | 0.420 | 0.07 | 0.1515 | -- | 08/06/2022 | 04/08/2021 | -- | HELLENIC EXCHANGES-A.S.E. (CR) | 5.05 | -- | € 5.05 | 12/06/2023 | 5.15 | 5.05 | 5.15 | 5.05 | 5.086 | 8340@5.04 | 500@5.09 | -- | -- | 371,669 | 862 | 1,890,448.41 | 304,757.40 | 3.09 | 5.3 | 30202015 |
| 106,500,000 | 0.600 | -- | 0.28 | -- | 05/09/2022 | 13/09/2021 | -- | EYDAP S.A. (CR) | 6.93 | 0.87 | € 6.87 | 12/06/2023 | 6.92 | 6.82 | 6.94 | 6.93 | 6.894 | 344@6.91 | 2213@6.94 | -- | -- | 55,532 | 397 | 382,841.78 | 738,045.00 | 6.06 | 7.34 | 65102030 |
| 110,782,980 | 0.750 | -- | 0.9054 | 0.4058 | 21/11/2022 | 04/11/2013 | -- | MOTOR OIL (CR) | 23.7 | 0.08 | € 23.68 | 12/06/2023 | 23.68 | 23.46 | 23.74 | 23.7 | 23.617 | 408@23.68 | 10@23.72 | -- | -- | 145,688 | 1,306 | 3,440,700.30 | 2,625,556.63 | 20.84 | 25.82 | 60101020 |
| 142,891,161 | 0.970 | 0.378 | 0.4341 | -- | 24/06/2022 | 07/07/2017 | -- | MYTILINEOS (CR) | 31.3 | 1.29 | € 30.9 | 12/06/2023 | 31 | 30.54 | 31.3 | 31.3 | 30.92 | 4424@31.20 | 3200@31.32 | -- | -- | 161,415 | 1,350 | 4,990,883.04 | 4,472,493.34 | 19.94 | 31.52 | 50203000 |
| 25,000,000 | 2.00 | 0.4 | 0.628 | -- | 25/07/2022 | 08/08/2003 | -- | P.P.A. S.A. (CR) | 20.2 | 1.10 | € 19.98 | 12/06/2023 | 20 | 20 | 20.3 | 20.2 | 20.162 | 1011@20.20 | 1@20.25 | 9.55 | 2022 | 9,278 | 109 | 187,066.35 | 505,000.00 | 15.86 | 20.4 | 50206060 |
| 363,341,859 | 0.300 | 0.55 | 0.6 | 1 | 06/06/2023 | 29/07/2022 | -- | OPAP (CR) | 16.39 | 0.86 | € 16.25 | 12/06/2023 | 16.2 | 16.08 | 16.39 | 16.39 | 16.283 | 300@16.30 | 3274@16.40 | -- | -- | 375,637 | 2,268 | 6,116,535.63 | 5,955,173.07 | 13.02 | 16.92 | 40501020 |
| 433,664,596 | 2.83 | 0.6879 | 0.8231 | -- | 01/07/2022 | 18/06/1998 | -- | OTE (CR) | 14.95 | 0.34 | € 14.9 | 12/06/2023 | 15.02 | 14.9 | 15.05 | 14.95 | 14.94 | 892@14.94 | 10@14.96 | -- | -- | 392,783 | 1,813 | 5,868,005.22 | 6,483,285.71 | 12.57 | 15.73 | 15102015 |
| 1,250,367,223 | 0.930 | -- | -- | -- | 16/05/2008 | 14/04/2021 | -- | PIRAEUS FINANCIAL HOLD (CR) | 3.002 | 0.07 | € 3 | 12/06/2023 | 3.04 | 2.966 | 3.04 | 3.002 | 2.992 | 5710@3.00 | 13397@3.01 | -- | -- | 3,628,558 | 2,385 | 10,855,025.41 | 3,753,602.40 | 1.43 | 3.04 | 30101010 |
| 43,741,452 | 0.660 | 0.16 | 0.2723 | 0.2629 | 31/05/2023 | 01/11/1999 | -- | THRACE PLASTICS SA (CR) | 5.12 | 1.79 | € 5.03 | 12/06/2023 | 5.08 | 4.96 | 5.12 | 5.12 | 5.037 | 300@5.09 | 2560@5.12 | -- | -- | 71,514 | 372 | 360,232.45 | 223,956.23 | 3.76 | 5.19 | 50203015 |
| 69,877,484 | 0.780 | 0.2239 | 0.1493 | 0.1495 | 09/05/2023 | 13/06/2018 | -- | GR. SARANTIS S.A. (CR) | 7.65 | 1.73 | € 7.52 | 12/06/2023 | 7.46 | 7.4 | 7.9 | 7.65 | 7.626 | 226@7.65 | | | | | | | | | | |

| Number of Outstanding Securities | Nominal Value | Dividends [1] | | | Date of Last Coupon | | Note | Shares | Closing price | % change | Previous closing price/date | Open price | Price min | Price max | Last price | Avg price | Last Bid [7] | Last Ask [7] | P/E after tax | Year | Volume | Trades | Transactions Value[8] | Company Mkt Value (thou. €) | Year low | Year high | Sector[4] | | |
|----------------------------------|---------------|---------------|--------------|--------|---------------------|------------|------|-------------------------------|---------------|----------|-----------------------------|------------|------------|-----------|------------|-----------|--------------|--------------|---------------|------------|--------|--------|-----------------------|-----------------------------|------------|------------|-----------|-------|----------|
| 2020 | 2021 | 2022 | Dividend [2] | Right | | | | | | | | | | | | | | | | | | | | | | | | | |
| 13,126,020 | 0.660 | 0.0837 | 0.1163 | --- | 22/06/2022 | 04/09/2020 | --- | AS COMPANY SA (CR) | 2.39 | -3.24 | € | 2.47 | 12/06/2023 | 2.41 | 2.36 | 2.45 | 2.39 | 2.404 | 90@2.39 | 300@2.44 | --- | --- | 1,602 | 13 | 3,851.62 | 31,371.19 | 2.02 | 2.48 | 40401030 |
| 3,114,144 | 0.360 | 0.1558 | 0.3427 | 0.2304 | 29/05/2023 | 02/06/2020 | --- | ALPHA TRUST (CR) | 6.2 | -0.80 | € | 6.25 | 12/06/2023 | 6.25 | 6.15 | 6.25 | 6.2 | 6.217 | 50@5.55 | 338@6.20 | --- | --- | 1,535 | 28 | 9,543.65 | 19,307.69 | 4.32 | 6.3 | 30202010 |
| 14,000,000 | 4.15 | --- | 3.42 | --- | 14/09/2022 | 29/06/1999 | --- | ALPHA REAL ESTATE SA(CR) | 7.82 | -0.51 | € | 7.86 | 12/06/2023 | 7.8 | 7.72 | 7.82 | 7.82 | 7.799 | 27@7.82 | 100@7.94 | --- | --- | 570 | 4 | 4,445.40 | 109,480.00 | 6.68 | 9.22 | 35101015 |
| 215,805,843 | 0.300 | 0.05 | --- | --- | 30/12/2021 | 15/11/2022 | --- | ATTICA HOLDINGS (CR) | 2.59 | --- | --- | 2.59 | 12/06/2023 | 2.59 | 2.59 | 2.59 | 2.59 | 2.59 | 4231@2.59 | 1227@2.60 | --- | --- | 14,955 | 11 | 38,733.45 | 558,937.13 | 1.865 | 2.62 | 40501015 |
| 151,654,947 | 0.040 | --- | --- | --- | 01/07/2008 | 21/02/2020 | --- | AVE (CR) | 0.528 | -0.75 | € | 0.532 | 12/06/2023 | 0.528 | 0.528 | 0.54 | 0.528 | 0.53 | 4300@0.528 | 1300@0.538 | --- | --- | 12,300 | 9 | 6,517.46 | 80,073.81 | 0.506 | 0.586 | 40301010 |
| 35,764,593 | 2.10 | 0.06 | 0.075 | 0.1046 | 02/05/2023 | 25/11/2019 | --- | BRIQ PROPERTIES (CR) | 1.99 | --- | --- | 1.99 | 12/06/2023 | 1.985 | 1.98 | 2 | 1.98 | 1.994 | 1385@1.98 | 4725@2.00 | --- | --- | 27,763 | 43 | 55,352.99 | 71,171.54 | 1.9 | 2.11 | 35102030 |
| 101,123,806 | 0.360 | --- | --- | --- | 22/07/2010 | 28/06/2011 | --- | CENTRIC HOLDINGS (CR) | 0.31 | -0.32 | € | 0.311 | 12/06/2023 | 0.315 | 0.306 | 0.317 | 0.31 | 0.309 | 1000@0.307 | 1270@0.309 | --- | --- | 67,472 | 70 | 20,850.61 | 31,348.38 | 0.263 | 0.333 | 40203040 |
| 784,500 | 10.00 | --- | 0.3 | --- | 24/05/2022 | 31/07/2018 | --- | CNL CAPITAL (CR) | 7 | -2.10 | € | 7.15 | 12/06/2023 | 7.1 | 7 | 7.1 | 7 | 7.017 | 100@7.00 | 100@7.10 | -(6)- | 2022 | 600 | 4 | 4,210.00 | 5,491.50 | 6.5 | 8 | 30202010 |
| 10,246,800 | 0.300 | --- | --- | --- | 06/10/2005 | 13/02/2002 | --- | CPI SA (CR) | 0.654 | -0.91 | € | 0.66 | 12/06/2023 | 0.666 | 0.64 | 0.67 | 0.654 | 0.644 | 600@0.638 | 229@0.654 | --- | --- | 2,424 | 16 | 1,561.94 | 6,701.41 | 0.548 | 0.722 | 10102030 |
| 18,680,300 | 0.050 | --- | --- | --- | 06/07/2022 | --- | --- | DIMAND (CR) | 13 | -0.38 | € | 13.05 | 12/06/2023 | 13.05 | 12.8 | 13.2 | 13 | 12.982 | 6740@12.90 | 3246@13.00 | --- | --- | 24,210 | 105 | 314,283.20 | 242,843.90 | 11 | 14.9 | 35101010 |
| 54,200,000 | 0.075 | --- | 0.035 | --- | 19/07/2022 | 23/11/2021 | --- | EPSILON NET (CR) | 8.14 | --- | --- | 8.14 | 12/06/2023 | 8.14 | 8.1 | 8.18 | 8.14 | 8.139 | 286@8.10 | 6204@8.14 | --- | --- | 8,315 | 41 | 67,673.15 | 441,188.00 | 6.2 | 8.36 | 10101015 |
| 40,134,921 | 0.400 | --- | --- | --- | 30/08/1993 | 05/12/2022 | --- | IDEAL HOLDINGS (CR) | 5.13 | 1.38 | € | 5.06 | 12/06/2023 | 5.06 | 5 | 5.18 | 5.13 | 5.081 | 200@5.12 | 50@5.17 | --- | --- | 35,553 | 120 | 180,649.44 | 205,892.14 | 3.38 | 5.2 | 10102030 |
| 167,868,482 | 0.300 | --- | --- | --- | 20/08/2007 | 28/11/2022 | --- | LAVIPHARM SA (CR) | 0.56 | 2.19 | € | 0.548 | 12/06/2023 | 0.55 | 0.54 | 0.562 | 0.56 | 0.551 | 1829@0.552 | 5819@0.560 | --- | --- | 247,399 | 201 | 136,255.11 | 94,006.35 | 0.366 | 0.57 | 20103015 |
| 4,740,000 | 0.860 | --- | --- | --- | 14/03/2003 | --- | --- | LOGISMOS S.A. (CR) | 1.04 | 1.96 | € | 1.02 | 12/06/2023 | 1.03 | 1.03 | 1.04 | 1.04 | 1.038 | 14@1.03 | 1094@1.04 | -(6)- | 2022 | 1,100 | 4 | 1,141.81 | 4,929.60 | 0.91 | 1.1 | 10101015 |
| 17,120,280 | 0.940 | 0.06 | 0.06 | --- | 27/06/2022 | 02/08/2019 | --- | LOULIS FOOD (CR) | 2.9 | 2.84 | € | 2.82 | 12/06/2023 | 2.8 | 2.8 | 2.9 | 2.9 | 2.884 | 239@2.88 | 159@2.90 | --- | --- | 12,762 | 64 | 36,810.82 | 49,648.81 | 2.38 | 2.9 | 45102020 |
| 4,419,616 | 1.58 | --- | --- | 0.1131 | 01/03/2023 | 04/03/2015 | --- | MEDICON S.A (CR) | 3.6 | -0.83 | € | 3.63 | 12/06/2023 | 3.6 | 3.55 | 3.63 | 3.6 | 3.586 | 20@3.51 | 287@3.63 | --- | --- | 1,470 | 12 | 5,271.45 | 15,910.62 | 3.45 | 4.15 | 20102010 |
| 468,700 | 2.24 | 3.42 | --- | --- | 03/05/2022 | 21/05/2004 | --- | MERMEREN KOMB. A.D. PR. (GDR) | 39 | 2.09 | € | 38.2 | 12/06/2023 | 39 | 39 | 39 | 39 | 39 | 44@35.40 | 29@39.20 | 1.30 | 2022 | 38 | 1 | 1,482.00 | 18,279.30 | 31 | 59 | 55102000 |
| 10,500,000 | 0.950 | --- | --- | --- | 24/06/2008 | 22/07/2022 | --- | MEVACO SA (CR) | 4.1 | --- | --- | 4.1 | 12/06/2023 | 4.04 | 4 | 4.1 | 4.1 | 4.032 | 300@4.00 | 375@4.10 | 13.59 | 2022 | 6,431 | 29 | 25,926.94 | 43,050.00 | 2.52 | 4.2 | 55102015 |
| 87,127,162 | 0.500 | --- | --- | --- | 08/06/2023 | 28/07/2021 | --- | PREMIA (CR) | 1.25 | --- | --- | 1.25 | 12/06/2023 | 1.262 | 1.24 | 1.262 | 1.25 | 1.248 | 5000@1.24 | 908@1.25 | --- | --- | 31,596 | 107 | 39,428.73 | 108,908.95 | 1.07 | 1.36 | 35101010 |
| 24,377,795 | 0.230 | --- | --- | --- | 27/06/2022 | 08/06/2022 | --- | PROFILE SA (CR) | 4.24 | 0.47 | € | 4.22 | 12/06/2023 | 4.25 | 4.2 | 4.27 | 4.24 | 4.24 | 1110@4.22 | 402@4.24 | --- | --- | 39,914 | 188 | 169,220.61 | 103,361.85 | 2.575 | 4.35 | 10101010 |
| 27,345,120 | 0.280 | --- | --- | --- | 18/07/2005 | 26/02/2014 | --- | QUALITY & RELIABILITY SA (CR) | 0.738 | 5.43 | € | 0.7 | 12/06/2023 | 0.718 | 0.702 | 0.748 | 0.738 | 0.722 | 400@0.720 | 6000@0.740 | --- | --- | 118,165 | 194 | 85,302.80 | 20,180.70 | 0.465 | 0.748 | 10101010 |
| 6,456,530 | 1.08 | 0.0804 | 0.12 | --- | 14/07/2022 | 02/08/2010 | --- | SPACE HELLAS SA (CR) | 7.24 | 1.97 | € | 7.1 | 12/06/2023 | 7.16 | 7.16 | 7.26 | 7.24 | 7.214 | 22@7.24 | 300@7.26 | --- | --- | 4,242 | 52 | 30,602.70 | 46,745.28 | 5.28 | 7.28 | 15101010 |
| 17,190,046 | 0.290 | --- | --- | --- | 16/11/1992 | 30/11/2022 | --- | UNIBIOS (CR) | 0.848 | -0.93 | € | 0.856 | 12/06/2023 | 0.856 | 0.83 | 0.868 | 0.848 | 0.846 | 1000@0.840 | 499@0.848 | --- | --- | 27,257 | 74 | 23,068.00 | 14,577.16 | 0.558 | 0.868 | 50204000 |
| 32,413,681 | 0.370 | --- | --- | --- | 15/07/2009 | 11/05/2000 | --- | ALUMIL (CR) | 2.69 | 1.13 | € | 2.66 | 12/06/2023 | 2.68 | 2.6 | 2.69 | 2.69 | 2.672 | 330@2.67 | 1300@2.70 | --- | --- | 28,164 | 67 | 75,264.84 | 87,192.80 | 1.986 | 2.72 | 55102035 |
| 3,534,269 | 3.44 | (0.4452) | 0.8907 | --- | 22/05/2023 | 19/07/2022 | --- | ANDROMEDA SA (CR) | 6.98 | --- | --- | 6.98 | 12/06/2023 | 7.06 | 6.94 | 7.06 | 6.98 | 6.977 | 24@6.94 | 3641@6.98 | --- | 2022 | 3,127 | 29 | 21,818.58 | 24,669.20 | 5.9 | 7.3 | 30204000 |
| 18,810,000 | 0.400 | --- | --- | --- | 08/07/2010 | 14/11/2007 | --- | VARVERIS - MODA BAGNO SA (CR) | 0.72 | 2.13 | € | 0.705 | 12/06/2023 | 0.705 | 0.7 | 0.72 | 0.72 | 0.71 | 550@0.720 | 2500@0.725 | --- | --- | 10,438 | 13 | 7,410.26 | 13,543.20 | 0.6 | 0.8 | 40401025 |
| 23,986,500 | 1.05 | --- | --- | --- | 26/06/2009 | 15/03/2000 | --- | BIOKARPET S.A.(CR) | 2.47 | 2.49 | € | 2.41 | 12/06/2023 | 2.45 | 2.4 | 2.49 | 2.47 | 2.457 | 8@2.44 | 450@2.48 | --- | --- | 12,640 | 27 | 31,057.58 | 59,246.66 | 1.5 | 2.49 | 50101035 |
| 6,325,000 | 0.600 | --- | 0.19 | --- | 04/07/2022 | 17/02/2014 | --- | VOYATZOGLOU (CR) | 2.4 | -1.64 | € | 2.44 | 12/06/2023 | 2.4 | 2.38 | 2.4 | 2.4 | 2.394 | 210@2.36 | 1150@2.48 | --- | --- | 1,710 | 4 | 4,094.00 | 15,180.00 | 1.97 | 2.48 | 50205010 |
| 24,060,000 | 0.300 | 0.035 | 0.055 | 0.075 | 25/04/2023 | 01/07/2019 | --- | GEN. COMMERCIAL & IND.SA (CR) | 1.34 | -1.83 | € | 1.365 | 12/06/2023 | 1.365 | 1.3 | 1.365 | 1.34 | 1.322 | 10@1.33 | 330@1.34 | 8.29 | 2022 | 16,010 | 63 | 21,162.39 | 32,240.40 | 1.175 | 1.42 | 50205010 |
| 15,878,748 | 0.480 | --- | --- | --- | 10/07/2006 | 22/03/2004 | --- | DOMIKI KRITIS SA (CR) | 0.93 | 10.71 | € | 0.84 | 12/06/2023 | 0.84 | 0.84 | 0.93 | 0.93 | 0.886 | 2163@0.930 | 500@0.934 | --- | --- | 101,801 | 126 | 90,171.98 | 14,767.24 | 0.71 | 0.93 | 50101010 |
| 34,720,000 | 0.310 | --- | --- | --- | 16/06/2010 | 01/08/2007 | --- | DROMEAS SA (CR) | 0.36 | -5.26 | € | 0.38 | 12/06/2023 | 0.378 | 0.36 | 0.38 | 0.36 | 0.374 | 5500@0.360 | 100@0.370 | --- | --- | 10,800 | 14 | 4,040.66 | 12,499.20 | 0.3 | 0.389 | 40202015 |
| 13,673,200 | 0.880 | --- | --- | --- | 18/07/2008 | 26/07/2001 | --- | EVROFARMA SA (CR) | 0.905 | --- | --- | 0.905 | 12/06/2023 | --- | --- | --- | --- | --- | 150@0.865 | 900@0.895 | --- | --- | --- | --- | --- | 12,374.25 | 0.684 | 0.92 | 45102020 |
| 11,250,000 | 0.520 | --- | 0.0405 | --- | 01/08/2022 | 09/11/2015 | --- | EKTER SA (CR) | 1.86 | -0.54 | € | 1.87 | 12/06/2023 | 1.865 | 1.835 | 1.88 | 1.86 | 1.856 | 250@1.83 | 50@1.87 | --- | --- | 26,650 | 61 | 49,466.62 | 20,925.00 | 1.33 | 1.88 | 50101010 |
| 18,410,839 | 1.00 | 0.027 | 0.262 | --- | 24/08/2022 | 10/09/2010 | --- | ELASTRON (CR) | 3.09 | 1.65 | € | 3.04 | 12/06/2023 | 3.02 | 3.02 | 3.09 | 3.09 | 3.049 | 2@3.07 | 875@3.09 | --- | --- | 9,372 | 41 | 28,578.54 | 56,889.49 | 2.21 | 3.12 | 55102010 |
| 60,295,607 | 0.240 | --- | --- | --- | 09/07/2007 | 01/07/2021 | --- | ELGEKA SA (CR) | 0.456 | -2.77 | € | 0.469 | 12/06/2023 | 0.469 | 0.456 | 0.47 | 0.456 | 0.466 | 980@0.455 | 49@0.466 | --- | --- | 42,511 | 23 | 19,822.88 | 27,494.80 | 0.38 | 0.475 | 45201010 |
| 23,828,130 | 0.500 | --- | 0.0737 | --- | 18/07/2022 | 17/02/2009 | --- | ELINOIL S.A. (CR) | 2.45 | --- | --- | 2.45 | 12/06/2023 | 2.35 | 2.35 | 2.45 | 2.45 | 2.442 | | | | | | | | | | | |

Daily Official List

Year: 144 Trading Day No: 109

Section 2: Analytic Figures of Shares Transactions

Tuesday, 13 June, 2023

| Number of Outstanding Securities | Nominal Value | Dividends [1] | | | Date of Last Coupon | | Note | Shares | Closing price | % change | Previous closing price/date | Open price | Price min | Price max | Last price | Avg price | Last Bid [7] | Last Ask [7] | P/E after tax | Year | Volume | Trades | Transactions Value[8] | Company Mkt Value (thou. €) | Year low | Year high | Sector[4] | | | |
|----------------------------------|---------------|---------------|--------|--------|---------------------|------------|------|--------------------------------|---------------|----------|-----------------------------|------------|------------|-----------|------------|-----------|--------------|--------------|---------------|------------|--------|--------|-----------------------|-----------------------------|------------|------------|-----------|----------|----------|----------|
| | | 2020 | 2021 | 2022 | Dividend [2] | Right | | | | | | | | | | | | | | | | | | | | | | | | |
| 26,730,187 | 0.520 | 0.08 | 0.1 | --- | 29/06/2022 | 01/08/2017 | --- | ELTON SA (CR) | 2.88 | --- | 2.88 | 12/06/2023 | 2.92 | 2.83 | 2.92 | 2.88 | 2.868 | 3@2.83 | 908@2.88 | --- | --- | 16,074 | 63 | 46,098.22 | 76,982.94 | 2.08 | 2.92 | 50205010 | | |
| 30,000,000 | 0.050 | 0.06 | 0.09 | 0.1 | 09/06/2023 | 11/06/2020 | --- | ENTERSOFT (CR) | 4.96 | -1.98 | € | 5.06 | 12/06/2023 | 5 | 4.89 | 5.04 | 4.96 | 5.006 | 290@4.96 | 2030@5.06 | --- | --- | 25,629 | 81 | 128,286.35 | 148,800.00 | 3.61 | 5.14 | 10101015 | |
| 36,300,000 | 1.12 | 0.223 | 0.2186 | --- | 14/09/2022 | 12/12/2007 | --- | THESSALONIKA WATER & SEWERAGE | 3.73 | 1.63 | P | 3.67 | 12/06/2023 | 3.67 | 3.66 | 3.74 | 3.73 | 3.71 | 5@3.70 | 47@3.73 | --- | --- | 7,467 | 46 | 27,700.06 | 135,399.00 | 3.21 | 3.74 | 65102030 | |
| 14,833,480 | 0.300 | --- | --- | --- | 02/06/2010 | 04/02/2022 | --- | EUROCONSULTANTS S.A. (CR) | 0.762 | 1.60 | P | 0.75 | 12/06/2023 | 0.75 | 0.75 | 0.772 | 0.762 | 0.757 | 1402@0.754 | 300@0.762 | --- | --- | 17,643 | 35 | 13,349.06 | 11,303.11 | 0.576 | 0.772 | 50205020 | |
| 86,735,980 | 0.310 | --- | --- | --- | 06/07/2009 | 18/08/2022 | --- | ATHENS MEDICAL CENTER SA (CR) | 1.63 | -0.91 | € | 1.645 | 12/06/2023 | 1.66 | 1.615 | 1.66 | 1.63 | 1.627 | 530@1.62 | 865@1.63 | --- | --- | 7,071 | 24 | 11,506.55 | 141,379.65 | 1.375 | 1.8 | 20101025 | |
| 114,320,400 | 0.100 | --- | 0.01 | --- | 26/11/2021 | 05/08/2019 | --- | IKTINOS HELLAS SA (CR) | 0.595 | -0.17 | € | 0.596 | 12/06/2023 | 0.585 | 0.577 | 0.6 | 0.595 | 0.585 | 500@0.586 | 2949@0.595 | --- | --- | 129,318 | 250 | 75,638.45 | 68,020.64 | 0.4855 | 0.675 | 50101035 | |
| 8,226,132 | 0.450 | --- | --- | --- | 15/05/2009 | 13/10/2014 | --- | ILYDA S.A. (CR) | 1.38 | --- | --- | 1.38 | 12/06/2023 | 1.37 | 1.36 | 1.385 | 1.38 | 1.369 | 50@1.32 | 1208@1.38 | 8.84 | 2022 | 8,142 | 23 | 11,147.00 | 11,352.06 | 1.055 | 1.42 | 10101015 | |
| 2,566,836 | 0.440 | --- | 0.016 | --- | 15/07/2022 | 09/01/2007 | --- | INTERWOOD-XYLEMPORIA (PR) | 0.334 | -1.18 | € | 0.338 | 12/06/2023 | 0.338 | 0.256 | 0.338 | 0.256 | 0.333 | 9999@0.256 | 1@0.334 | --- | --- | 18 | 2 | 6.00 | 11,948.02 | 0.192 | 0.362 | 50101020 | |
| 34,986,430 | 0.440 | --- | --- | --- | 25/07/2008 | 23/02/2010 | --- | INTERWOOD-XYLEMPORIA (CR) | 0.317 | 1.60 | P | 0.312 | 12/06/2023 | 0.315 | 0.313 | 0.321 | 0.317 | 0.318 | 1100@0.312 | 1282@0.318 | --- | --- | 90,448 | 83 | 28,770.82 | 11,948.02 | 0.1975 | 0.321 | 50101020 | |
| 18,567,912 | 0.590 | 0.12 | 0.12 | --- | 06/07/2022 | 26/01/2021 | --- | INTERLIFE G.C.I.(CR) | 3.89 | 2.37 | P | 3.8 | 12/06/2023 | 3.85 | 3.73 | 3.89 | 3.89 | 3.817 | 900@3.77 | 197@3.89 | --- | 2022 | 4,318 | 25 | 16,483.95 | 72,229.18 | 3.47 | 3.98 | 30302025 | |
| 8,424,900 | 0.500 | --- | --- | --- | 12/07/2010 | 04/07/2019 | --- | INTERTECH SA (CR) | 1.235 | 1.23 | P | 1.22 | 12/06/2023 | 1.22 | 1.18 | 1.235 | 1.235 | 1.207 | 680@1.19 | 500@1.23 | 21.32 | 2022 | 9,223 | 37 | 11,129.31 | 10,404.75 | 0.92 | 1.235 | 50205010 | |
| 19,804,134 | 0.150 | --- | --- | --- | 01/07/2004 | 06/11/2017 | --- | KEKROPS SA (CR) | 1.33 | -0.75 | € | 1.34 | 12/06/2023 | 1.395 | 1.33 | 1.4 | 1.33 | 1.373 | 120@1.33 | 530@1.38 | 2.53 | 2022 | 2,300 | 10 | 3,158.65 | 26,339.50 | 0.903 | 1.4 | 35101010 | |
| 40,219,218 | 0.260 | --- | --- | --- | 29/08/2022 | 10/06/2019 | --- | KLOUKINAS - LAPPAS SA (CR) | 0.984 | --- | --- | 0.984 | 12/06/2023 | 0.986 | 0.984 | 0.986 | 0.984 | 0.984 | 173@0.984 | 4059@0.988 | --- | --- | 26,097 | 13 | 25,691.83 | 39,575.71 | 0.5 | 0.99 | 50101010 | |
| 11,510,102 | 0.890 | --- | --- | --- | 24/06/2005 | 06/10/1999 | --- | NAFPAKTOS TEXTILE (CR) | 1.18 | 5.36 | P | 1.12 | 12/06/2023 | 1.15 | 1.12 | 1.21 | 1.18 | 1.177 | 1500@1.16 | 1000@1.19 | --- | --- | 29,064 | 50 | 34,194.04 | 13,581.92 | 0.91 | 1.23 | 55101020 | |
| 21,224,340 | 0.420 | 0.0035 | 0.02 | --- | 06/09/2022 | 25/04/2006 | --- | KORDELLOS BROS SA (CR) | 0.68 | --- | --- | 0.68 | 12/06/2023 | 0.698 | 0.672 | 0.698 | 0.68 | 0.679 | 70@0.678 | 3256@0.680 | 5.97 | 2022 | 17,575 | 35 | 11,927.36 | 14,432.55 | 0.462 | 0.7 | 55102010 | |
| 33,065,136 | 0.380 | 0.2 | 0.2001 | --- | 18/08/2022 | 16/09/2013 | --- | KRI-KRI S.A. (CR) | 8 | -0.50 | € | 8.04 | 12/06/2023 | 8.1 | 7.96 | 8.18 | 8 | 7.971 | 4@7.96 | 510@8.00 | 83.31 | 2022 | 28,190 | 22 | 224,694.80 | 264,521.09 | 6.08 | 8.36 | 45102020 | |
| 18,017,472 | 0.360 | --- | --- | --- | 09/09/2022 | 28/08/2017 | --- | KTIMA KOSTAS LAZARIDIS SA (CR) | 1.79 | -0.56 | € | 1.8 | 12/06/2023 | 1.73 | 1.73 | 1.8 | 1.8 | 1.794 | 100@1.75 | 440@1.80 | --- | --- | 645 | 6 | 1,157.36 | 32,251.27 | 1.55 | 1.8 | 45101015 | |
| 7,595,160 | 0.600 | --- | --- | --- | 10/09/2019 | 18/08/2010 | --- | KIRIAKOULIS SHIPPING SA (CR) | 1.09 | 1.87 | P | 1.07 | 12/06/2023 | 1.09 | 1.09 | 1.09 | 1.09 | 1.09 | 40@1.03 | 210@1.07 | --- | --- | 20 | 1 | 21.80 | 8,278.72 | 0.868 | 1.265 | 40501015 | |
| 6,200,000 | 0.500 | --- | --- | --- | 22/06/2010 | 01/11/1995 | --- | MINERVA KNITWEAR (CR) | 0.57 | 1.79 | P | 0.56 | 12/06/2023 | 0.58 | 0.555 | 0.58 | 0.57 | 0.568 | 3000@0.460 | 300@0.565 | --- | --- | 2,420 | 11 | 1,375.38 | 3,534.00 | 0.414 | 0.585 | 40204020 | |
| 5,939,268 | 0.620 | --- | --- | --- | 10/07/2003 | 03/01/2002 | --- | LANAKAM SA (CR) | 1 | --- | --- | 1 | 12/06/2023 | --- | --- | --- | --- | --- | 200@0.940 | 200@1.05 | --- | --- | --- | --- | --- | --- | 5,939.27 | 0.716 | 1.16 | 40401020 |
| 9,819,370 | 0.500 | --- | --- | --- | 14/08/2007 | 09/01/2004 | --- | MATHIOS REFRACTORY SA (CR) | 0.91 | 2.25 | P | 0.89 | 12/06/2023 | 0.89 | 0.89 | 0.985 | 0.91 | 0.928 | 6@0.910 | 600@0.940 | --- | --- | 23,237 | 31 | 21,573.19 | 8,935.63 | 0.565 | 0.985 | 55101000 | |
| 29,250,000 | 0.360 | 0.02 | 0.0401 | --- | 21/06/2022 | 25/04/2019 | --- | MOTODYNAMICS S.A. (CR) | 3.48 | -5.69 | € | 3.69 | 12/06/2023 | 3.73 | 3.48 | 3.73 | 3.48 | 3.537 | 1900@3.45 | 100@3.53 | --- | --- | 70,974 | 321 | 251,014.03 | 101,790.00 | 2.04 | 3.77 | 40401030 | |
| 32,188,050 | 1.04 | --- | --- | --- | 21/07/2008 | 20/01/2000 | --- | MOUZAKIS (CR) | 0.72 | 2.86 | P | 0.7 | 12/06/2023 | 0.72 | 0.72 | 0.72 | 0.72 | 0.72 | 29@0.705 | 349@0.725 | --- | --- | 1 | 1 | 0.72 | 23,175.40 | 0.65 | 0.806 | 55101020 | |
| 43,200,000 | 1.00 | --- | 0.0824 | --- | 07/09/2022 | 14/06/2022 | --- | MPLE KEDROS (CR) | 2.42 | --- | --- | 2.42 | 12/06/2023 | 2.42 | 2.42 | 2.42 | 2.42 | 2.42 | 1000@2.42 | 1550@2.43 | --- | --- | 5,821 | 6 | 14,086.82 | 104,544.00 | 2.19 | 2.43 | 35102000 | |
| 6,340,000 | 0.600 | 0.134 | 0.17 | 0.1 | 09/12/2022 | 12/01/2023 | --- | NAKAS MUSIC | 2.86 | --- | --- | 2.86 | 12/06/2023 | --- | --- | --- | --- | --- | 30@2.70 | 9@2.86 | --- | --- | --- | --- | --- | 18,132.40 | 2.16 | 2.86 | 40401030 | |
| 10,080,000 | 3.00 | 1.42 | 1.5 | 1.45 | 11/05/2023 | 27/08/2001 | --- | TPA SA (CR) | 24.3 | -1.22 | € | 24.6 | 12/06/2023 | 24.1 | 24 | 24.3 | 24.3 | 24.038 | 100@24.00 | 17@24.30 | --- | --- | 4,878 | 49 | 117,256.90 | 244,944.00 | 22.7 | 26.3 | 50206060 | |
| 4,971,466 | 1.46 | --- | --- | --- | 04/07/2007 | 08/10/2003 | --- | PAIRIS SA (CR) | 1.05 | -3.67 | € | 1.09 | 12/06/2023 | 1.06 | 1.045 | 1.09 | 1.05 | 1.068 | 150@1.05 | 382@1.05 | --- | --- | 4,828 | 27 | 5,158.43 | 5,220.04 | 0.83 | 1.18 | 50203030 | |
| 27,098,594 | 0.540 | 0.07 | 0.05 | 0.0401 | 22/05/2023 | 14/01/2021 | --- | PAPOUTSANIS (CR) | 2.34 | 0.43 | P | 2.33 | 12/06/2023 | 2.35 | 2.3 | 2.35 | 2.34 | 2.306 | 634@2.30 | 1982@2.34 | 21.13 | 2022 | 131 | 6 | 302.09 | 63,410.71 | 2.25 | 2.51 | 45201020 | |
| 7,070,400 | 0.930 | 0.1081 | 0.3242 | --- | 17/06/2022 | 06/05/2016 | --- | PETROPOULOS PETROS (CR) | 8.64 | 0.23 | P | 8.62 | 12/06/2023 | 8.66 | 8.5 | 8.66 | 8.64 | 8.584 | 100@8.48 | 198@8.64 | --- | --- | 5,492 | 35 | 47,140.60 | 61,088.26 | 5.9 | 8.66 | 50206015 | |
| 21,912,599 | 0.300 | --- | --- | 0.048 | 18/05/2023 | 23/02/2007 | --- | REVOIL (CR) | 1.59 | 1.27 | P | 1.57 | 12/06/2023 | 1.59 | 1.55 | 1.6 | 1.59 | 1.577 | 544@1.57 | 350@1.60 | --- | --- | 9,435 | 34 | 14,877.28 | 34,841.03 | 1.21 | 1.6 | 60101020 | |
| 13,582,223 | 1.35 | --- | --- | --- | 24/06/2008 | 02/02/2016 | --- | SIDMA STEEL (CR) | 2.8 | --- | --- | 2.8 | 12/06/2023 | 2.8 | 2.73 | 2.8 | 2.8 | 2.763 | 300@2.73 | 1772@2.80 | --- | --- | 6,620 | 46 | 18,290.88 | 38,030.22 | 1.85 | 2.85 | 55102010 | |
| 40,693,350 | 5.00 | --- | --- | --- | 03/07/2006 | 26/05/2015 | --- | TECHNICAL OLYMPIC SA (CR) | 2.58 | -2.27 | € | 2.64 | 12/06/2023 | 2.63 | 2.56 | 2.64 | 2.58 | 2.601 | 1144@2.58 | 20@2.63 | --- | --- | 44,919 | 131 | 116,819.11 | 104,988.84 | 1.76 | 2.7 | 40202010 | |
| 3,048,000 | 0.300 | --- | --- | --- | 06/07/2007 | 01/06/2021 | --- | TZIRAKIAN PROFIL (CR) | 2.06 | -0.96 | € | 2.08 | 12/06/2023 | 2.07 | 2.04 | 2.1 | 2.06 | 2.061 | 250@2.03 | 180@2.06 | 36.09 | 2022 | 3,774 | 35 | 7,779.12 | 6,278.88 | 1.755 | 2.22 | 55102010 | |
| 10,203,575 | 0.730 | --- | --- | --- | 16/07/2007 | 18/10/1999 | --- | FIERATEX SA (CR) | 0.439 | --- | --- | 0.439 | 12/06/2023 | --- | --- | --- | --- | --- | 30@0.413 | 395@0.438 | --- | 2022 | --- | --- | --- | 4,479.37 | 0.351 | 0.5 | 55101020 | |
| 8,340,750 | 1.16 | --- | --- | --- | 25/06/2009 | 17/09/2018 | --- | HAIDEMENOS SA (CR) | 0.55 | --- | --- | 0.55 | 12/06/2023 | 0.5 | 0.5 | 0.55 | 0.55 | 0.529 | 2000@0.520 | 1115@0.550 | --- | 2022 | 30 | 6 | 15.88 | 4,587.41 | 0.452 | 0.6 | 50205030 | |

Main Market - Low Liquidity Class

| | | | | | | | | | | | | |
|------------|-------|-------|-------|-----|------------|------------|-----|-------------------|-----|------|---|-----|
| 11,869,224 | 0.540 | 0.087 | 0.136 | --- | 04/07/2022 | 30/08/2019 | --- | FLEXOPACK SA (CR) | 8.5 | 0.59 | P | 8.4 |
|------------|-------|-------|-------|-----|------------|------------|-----|-------------------|-----|------|---|-----|

| Number of Outstanding Securities | Nominal Value | Dividends [1] | | | Date of Last Coupon | | Note | Shares | Closing price | % change | Previous closing price/date | Open price | Price min | Price max | Last price | Avg price | Last Bid [7] | Last Ask [7] | P/E after tax | Year | Volume | Trades | Transactions Value[8] | Company Mkt Value (thou. €) | Year low | Year high | Sector[4] | |
|----------------------------------|---------------|---------------|-------|------|---------------------|------------|------|--------------------------------|---------------|----------------|-----------------------------|------------|-----------|-----------|------------|-----------|--------------|--------------|---------------|-------|--------|--------|-----------------------|-----------------------------|--------------|-----------|-----------|----------|
| 57,434,884 | 1.31 | --- | --- | --- | 05/06/2008 | 12/06/2009 | --- | REDS S.A. (CR) | 2.46 | -0.81 € | 2.48 | 12/06/2023 | 2.47 | 2.46 | 2.48 | 2.46 | 2.465 | 7@2.46 | 400@2.47 | --- | --- | 3,008 | 11 | 7,414.54 | 141,289.81 | 2.26 | 3 | 35101010 |
| 152,360,643 | 0.500 | 0.01 | 0.02 | --- | 22/07/2022 | 10/06/2020 | --- | TRASTOR REAL EST. INV. CO.(CR) | 1.06 | --- | 1.06 | 12/06/2023 | --- | --- | --- | --- | 500@1.01 | 2500@1.10 | --- | --- | --- | --- | --- | 161,502.28 | 0.965 | 1.14 | 35102000 | |
| 15,300,000 | 0.300 | --- | --- | --- | 30/07/2009 | 13/12/1999 | --- | ATTICA PUBLICATIONS SA (CR) | 0.308 | --- | 0.308 | 12/06/2023 | --- | --- | --- | --- | 860@0.286 | 500@0.316 | --- | --- | --- | --- | --- | 4,712.40 | 0.236 | 0.39 | 40301030 | |
| 15,000,000 | 0.300 | --- | --- | --- | 06/07/2007 | 18/07/2000 | --- | DAIOS PLASTICS SA (CR) | 3.22 | --- | 3.22 | 12/06/2023 | 3.22 | 3.22 | 3.3 | 3.3 | 3.26 | 50@3.30 | 109@3.54 | --- | --- | 100 | 3 | 326.00 | 48,300.00 | 2.92 | 3.52 | 50203015 |
| 3,307,500 | 0.210 | --- | --- | --- | 11/08/2010 | 30/11/2022 | --- | ELVE SA (CR) | 4.68 | --- | 4.68 | 12/06/2023 | 4.8 | 4.8 | 4.86 | 4.86 | 4.834 | 1@4.86 | 86@4.86 | 18.45 | 2022 | 111 | 8 | 536.62 | 15,479.10 | 4.54 | 5.2 | 40204020 |
| 2,760,000 | 11.83 | 9.4 | 11 | --- | 14/06/2022 | 16/07/1990 | --- | KARELIA (CR) | 350 | -1.13 € | 354 | 12/06/2023 | 340 | 340 | 354 | 352 | 349.5 | 5@342.00 | 1@344.00 | --- | --- | 36 | 9 | 12,582.00 | 966,000.00 | 288 | 356 | 45103010 |
| 6,700,000 | 0.800 | 0.179 | 0.047 | --- | 24/08/2022 | 29/05/2014 | --- | MILLS KEPENOS (CR) | 2.32 | 0.87 P | 2.3 | 12/06/2023 | 2.3 | 2.3 | 2.38 | 2.38 | 2.318 | 350@2.24 | 190@2.38 | 17.14 | 2022 | 1,400 | 5 | 3,245.00 | 15,544.00 | 1.93 | 2.54 | 45102020 |
| 21,364,000 | 1.12 | --- | --- | --- | 29/07/2019 | 08/03/2023 | --- | LAMPASA HOTEL SA (CR) | 25.2 | 3.28 P | 24.4 | 12/06/2023 | 24.6 | 24.6 | 25.2 | 25.2 | 24.908 | 105@24.60 | 65@25.20 | --- | --- | 195 | 3 | 4,857.00 | 538,372.80 | 20.6 | 25.2 | 40501025 |
| 8,321,682 | 0.670 | --- | --- | --- | 17/08/2007 | 23/11/1999 | --- | N. LEVENTERIS (CR) | 0.282 | -1.40 € | 0.286 | 12/06/2023 | 0.258 | 0.258 | 0.29 | 0.29 | 0.282 | 6000@0.264 | 200@0.290 | --- | 2022 | 2,700 | 6 | 760.60 | 3,016.48 | 0.22 | 0.364 | 55102010 |
| 2,160,524 | 0.670 | --- | --- | --- | 03/12/2018 | 23/11/1999 | --- | N. LEVENTERIS (PR) | 0.31 | --- | 0.31 | 12/06/2023 | --- | --- | --- | --- | --- | --- | 840@0.334 | --- | 2022 | --- | --- | --- | 3,016.48 | 0.218 | 0.342 | 55102010 |
| 27,379,200 | 0.980 | --- | --- | --- | 03/07/2020 | 29/08/2022 | --- | CRETE PLASTICS SA (CR) | 16.6 | --- | 16.6 | 12/06/2023 | 16.5 | 16.5 | 16.5 | 16.5 | 16.5 | 238@16.50 | 77@16.90 | --- | --- | 18 | 1 | 297.00 | 454,494.72 | 14.7 | 17.9 | 50203015 |
| 255,494,534 | 2.71 | 0.352 | 0.279 | 0.11 | 14/12/2022 | 30/09/2021 | --- | PRODEA (CR) | 7.65 | --- | 7.65 | 12/06/2023 | 7.65 | 7.65 | 7.65 | 7.65 | 7.65 | 6@7.65 | 30@7.90 | --- | --- | 94 | 1 | 719.10 | 1,954,533.19 | 7.1 | 8.6 | 35102000 |
| 4,181,450 | 0.500 | --- | --- | --- | 21/08/2000 | 05/03/2002 | --- | FLOUR MILLS SARANTOPOULOS SA | 0.965 | --- | 0.965 | 12/06/2023 | --- | --- | --- | --- | --- | 500@1.00 | 750@1.06 | --- | --- | --- | --- | --- | 4,035.10 | 0.875 | 1.5 | 45102020 |

Exchange Traded Funds (ETFs)

| | | | | | | | | | | | | | | | | | | | | | | | | | | | |
|---------|-----|-----|-----|-----|------------|-----|--------------------------------|------|----------------|------|------------|-------|-------|------|------|--------|-----------|-----------|-----|-----|-----|---|----------|-----|------|------|-------|
| 906,928 | --- | --- | --- | --- | 15/06/2016 | --- | ALPHA ETF FTSE Athex Large Cap | 31.2 | -0.32 € | 31.3 | 12/06/2023 | 30.87 | 30.87 | 31.2 | 31.2 | 30.873 | 200@28.00 | 100@32.00 | --- | --- | 128 | 2 | 3,951.69 | --- | 22.5 | 31.4 | 12003 |
|---------|-----|-----|-----|-----|------------|-----|--------------------------------|------|----------------|------|------------|-------|-------|------|------|--------|-----------|-----------|-----|-----|-----|---|----------|-----|------|------|-------|

Surveillance

| | | | | | | | | | | | | | | | | | | | | | | | | | | | | | |
|-------------|-------|-----|-----|-----|------------|------------|------|--------------------------------|-------|----------------|-------|------------|--------|--------|--------|--------|-------|-------------|-------------|-------|------|---------|-------|------------|------------|----------|-------|----------|----------|
| 356,314,416 | 0.060 | --- | --- | --- | 07/07/2010 | 21/09/2017 | 5160 | FRIGOGLASS SA (CR) | 0.061 | --- | 0.061 | 12/06/2023 | 0.061 | 0.061 | 0.061 | 0.061 | 0.061 | 4541@0.061 | 16@0.062 | --- | --- | 128,972 | 20 | 7,867.29 | 21,735.18 | 0.05 | 0.158 | 50204000 | |
| 65,326,268 | 0.530 | --- | --- | --- | 04/07/2007 | 19/07/2006 | 4750 | SATO SA (CR) | 0.029 | --- | 0.029 | 12/06/2023 | 0.0315 | 0.0315 | 0.0315 | 0.0315 | 0.032 | 30@0.031 | 11098@0.032 | --- | --- | 6,000 | 4 | 189.00 | 1,894.46 | 0.018 | 0.069 | 40202015 | |
| 13,191,620 | 0.620 | --- | --- | --- | 04/08/2010 | 09/09/2002 | 5232 | YALCO - CONSTANTINOU (CR) | 0.16 | --- | 0.16 | 12/06/2023 | 0.176 | 0.176 | 0.176 | 0.176 | 0.176 | 1500@0.160 | 895@0.176 | --- | --- | 2,400 | 3 | 422.40 | 2,110.66 | 0.12 | 0.28 | 40202020 | |
| 13,000,000 | 1.00 | --- | --- | --- | 01/08/2007 | 07/04/2000 | 5093 | AKRITAS SA (CR) | 0.476 | --- | 0.476 | 12/06/2023 | 0.47 | 0.47 | 0.47 | 0.47 | 0.47 | 5@0.470 | --- | --- | --- | --- | 40 | 1 | 18.80 | 6,188.00 | 0.45 | 0.67 | 50101035 |
| 221,519,681 | 0.300 | --- | --- | --- | 02/07/2008 | 28/02/2011 | 4957 | ANEK LINES SA (CR) | 0.222 | 1.83 P | 0.218 | 12/06/2023 | 0.212 | 0.212 | 0.222 | 0.222 | 0.215 | 2500@0.220 | 3744@0.222 | --- | --- | 14,750 | 12 | 3,175.00 | 50,090.76 | 0.177 | 0.248 | 40501015 | |
| 312,163 | 0.300 | --- | --- | --- | 02/07/2008 | 28/02/2011 | 4959 | ANEK LINES SA (PR, issue '90) | 0.072 | --- | 0.072 | 12/06/2023 | --- | --- | --- | --- | --- | 30000@0.079 | --- | --- | --- | --- | --- | --- | 50,090.76 | 0.072 | 0.086 | 40501015 | |
| 2,969,713 | 0.300 | --- | --- | --- | 02/07/2008 | 28/02/2011 | 4958 | ANEK LINES SA (PR, issue '96) | 0.3 | --- | 0.3 | 12/06/2023 | --- | --- | --- | --- | --- | --- | 9890@0.330 | --- | --- | --- | --- | --- | 50,090.76 | 0.073 | 0.38 | 40501015 | |
| 17,579,754 | 4.16 | --- | --- | --- | 18/08/2006 | 02/08/2010 | --- | BIOTER SA (CR) | 0.222 | 9.90 P | 0.202 | 12/06/2023 | 0.214 | 0.214 | 0.222 | 0.222 | 0.221 | 1396@0.222 | --- | --- | --- | --- | 3,914 | 9 | 866.43 | 3,902.71 | 0.198 | 0.398 | 50101010 |
| 54,654,600 | 0.050 | --- | --- | --- | 01/07/1998 | 30/12/2022 | 5275 | VIS SA (CR) | 0.19 | --- | 0.19 | 12/06/2023 | 0.19 | 0.19 | 0.19 | 0.19 | 0.19 | 2000@0.180 | 700@0.192 | --- | 2022 | 23,050 | 14 | 4,379.50 | 10,384.37 | 0.136 | 0.378 | 50203030 | |
| 51,754,364 | 0.300 | --- | --- | --- | 23/12/2003 | 24/01/2007 | 5197 | SELECTED TEXT. IND. ASSOC (CR) | 0.138 | -6.12 € | 0.147 | 12/06/2023 | 0.147 | 0.138 | 0.147 | 0.138 | 0.138 | 3500@0.138 | 8892@0.140 | --- | --- | 11,705 | 5 | 1,617.14 | 7,142.10 | 0.11 | 0.202 | 55101020 | |
| 371,337,000 | 0.300 | --- | --- | --- | 30/05/2013 | 01/07/2022 | --- | INTRALOT (CR) | 0.655 | 1.55 P | 0.645 | 12/06/2023 | 0.645 | 0.645 | 0.655 | 0.655 | 0.652 | 37500@0.650 | 54298@0.660 | --- | --- | 182,691 | 86 | 119,205.01 | 243,225.74 | 0.565 | 0.765 | 40501020 | |
| 15,842,391 | 1.51 | --- | --- | --- | 15/07/2009 | 12/05/2000 | 5141 | BITROS HOLDING SA (CR) | 0.5 | --- | 0.5 | 12/06/2023 | 0.5 | 0.5 | 0.5 | 0.5 | 0.5 | 25@0.460 | 150@0.500 | --- | --- | 50 | 1 | 25.00 | 7,921.20 | 0.408 | 0.82 | 55102010 | |
| 24,319,250 | 0.300 | --- | --- | --- | 09/07/2002 | 04/07/2007 | 5165 | PROODEFTIKH SA (CR) | 0.5 | --- | 0.5 | 12/06/2023 | --- | --- | --- | --- | --- | 2500@0.470 | 960@0.490 | --- | --- | --- | --- | --- | 12,159.63 | 0.4 | 0.6 | 50101010 | |
| 28,438,268 | 0.070 | --- | --- | --- | 21/08/2006 | 24/11/1999 | 5253 | SPIROY AGRICULTURE SA (CR) | 0.158 | --- | 0.158 | 12/06/2023 | 0.166 | 0.166 | 0.166 | 0.166 | 0.166 | 2000@0.150 | 99@0.166 | --- | --- | 1,000 | 1 | 166.00 | 4,493.25 | 0.144 | 0.23 | 45102010 | |
| 1,011,000 | 1.00 | --- | --- | --- | 01/07/2004 | 11/12/2012 | 5193 | TRIA ALFA SA (CR) | 11.5 | 8.49 P | 10.6 | 12/06/2023 | 9.8 | 9.8 | 11.5 | 11.5 | 10.82 | 2@10.60 | 106@11.50 | 88.08 | 2022 | 250 | 6 | 2,705.00 | 11,626.50 | 7.6 | 16.9 | 55101020 | |

Suspension Status

| | | | | | | | | | | | | | | | | | | | | | | | | | | | | | |
|------------|-------|-----|-----|-----|------------|------------|------|------------------------|------|-----|------|------------|-----|-----|-----|-----|-----|-----|-----|-----|-----|-----|-----|-----|------------|-----------|------|----------|----------|
| 66,948,210 | 0.300 | --- | --- | --- | 22/09/2015 | 22/09/2015 | 5179 | FOLLI FOLLIE (CR) | 4.8 | --- | 4.8 | 24/05/2018 | --- | --- | --- | --- | --- | --- | --- | --- | --- | --- | --- | --- | 321,351.41 | 4.8 | 4.8 | 40401030 | |
| 12,417,000 | 0.310 | --- | --- | --- | 27/08/2019 | 28/08/2017 | 5233 | MLS MULTIMEDIA SA (CR) | 0.57 | --- | 0.57 | 12/05/2020 | --- | --- | --- | --- | --- | --- | --- | --- | --- | --- | --- | --- | --- | 7,077.69 | 0.57 | 0.57 | 10101015 |
| 6,330,002 | 0.300 | --- | --- | --- | 25/06/2002 | 15/03/2019 | 5278 | VARVARESSOS (CR) | 0.24 | --- | 0.24 | 02/05/2023 | --- | --- | --- | --- | --- | --- | --- | --- | --- | --- | --- | --- | --- | 1,519.20 | 0.16 | 0.25 | 55101020 |
| 3,961,300 | 1.28 | --- | --- | --- | 29/06/2004 | 03/08/2000 | 5248 | DUROS SA (CR) | 0.25 | --- | 0.25 | 24/04/2023 | --- | --- | --- | --- | --- | --- | --- | --- | --- | --- | --- | --- | --- | 990.33 | 0.2 | 0.3 | 40204020 |
| 7,085,888 | 1.59 | --- | --- | --- | 02/07/1996 | 06/09/2010 | 5216 | ELVIEMEK (CR) | 2.6 | --- | 2.6 | 30/09/2019 | --- | --- | --- | --- | --- | --- | --- | --- | --- | --- | --- | --- | --- | 18,423.31 | 2.6 | 2.6 | 35101010 |

| Number of Outstanding Securities | Nominal Value | Dividends [1] | | | Date of Last Coupon | | Note | Shares | Closing price | % change | Previous closing price/date | Open price | Price min | Price max | Last price | Avg price | Last Bid [7] | Last Ask [7] | P/E after tax | Year | Volume | Trades | Transactions Value[8] | Company Mkt Value (thou. €) | Year low | Year high | Sector[4] |
|----------------------------------|---------------|---------------|------|------|---------------------|------------|------|-----------------|---------------|----------|-----------------------------|------------|-----------|-----------|------------|-----------|--------------|--------------|---------------|------|--------|--------|-----------------------|-----------------------------|----------|-----------|-----------|
| | | 2020 | 2021 | 2022 | Dividend [2] | Right | | | | | | | | | | | | | | | | | | | | | |
| 7,125,216 | 0.650 | --- | --- | --- | 01/07/2005 | 14/12/1999 | 4955 | KRE.KA SA (CR) | 0.28 | --- | 0.28 | 06/04/2023 | --- | --- | --- | --- | --- | --- | --- | --- | --- | --- | --- | 1,995.06 | 0.17 | 0.43 | 45102010 |
| 7,734,375 | 1.00 | --- | --- | --- | 09/07/2007 | 07/01/2011 | 5277 | LIVANIS SA (CR) | 0.125 | --- | 0.125 | 28/04/2023 | --- | --- | --- | --- | --- | --- | --- | --- | --- | --- | --- | 966.80 | 0.12 | 0.18 | 40301030 |

Shares' Notes

| Code | Note text |
|------|--|
| () | - Adjusted dividends. |
| * | - Last adjusted closing price. |
| [1] | - Net dividends. |
| [2] | - The "Date of Last Coupon" for New listings refers to the date company's stocks started to trade in Athex |
| [3] | - The Company Market Value is referred to the number of outstanding shares |
| [4] | - Sectors codification can be found in Appendix A |
| [5] | - The Market Value refers to the total number of shares listed (including their several classes) in the exchange by the company. |
| [6] | - P/E greater than 100 |
| [7] | - Last view of the Order Book before the end of the trading session |
| [8] | - All Blocks Methods' Transactions Value are included. |
| 4750 | - Transfer to the Under Surveillance Category from 8/4/2011. |
| 4955 | - Transfer to the Surveillance Category as from 5/4/2013. |
| 4957 | - Transfer to the Surveillance Category as from 5/4/2013. |
| 4958 | - Transfer to the Surveillance Category as from 5/4/2013. |
| 4959 | - Transfer to the Surveillance Category as from 5/4/2013. |
| 5093 | - Transfer to the Surveillance Category as of 8/4/2015. |
| 5141 | - Transfer to the Surveillance Category as of 10/05/2017. |
| 5160 | - Transfer to the Surveillance Category as of 15/04/2016. |
| 5165 | - Transfer to the Surveillance Category as of 15/02/2018. |
| 5179 | - Suspension of trading as of 25/05/2018. |
| 5193 | - Transfer to the Surveillance Category as of 25/10/2018. |
| 5197 | - Transfer to the Surveillance Category as of 07/11/2018. |
| 5216 | - Suspension of trading as of 01/10/2019. |
| 5232 | - Transfer to the Under Surveillance Category from 08/04/2011. |
| 5233 | - Suspension of trading as of 13/05/2020. |
| 5248 | - Transfer to the Surveillance Category as of 06/09/20116. |
| 5253 | - Transfer to the Surveillance Category as of 14/5/2021. |
| 5275 | - Transfer to the Surveillance Category as of 09/07/2020. |
| 5277 | - Suspension of trading as of 02/05/2023. |
| 5278 | - Suspension of trading as of 03/05/2023. |

Securities Blocks Details

| Securities | Block Volume | Price | Block Trade Value | Time of approval | Note |
|-----------------------------|--------------|-------|-------------------|------------------|------|
| OTE (CR) | 32,576 | 14.80 | 482,124.80 | 10:35:09 | 14 |
| PIRAEUS FINANCIAL HOLD (CR) | 250,000 | 3.01 | 753,500.00 | 10:50:11 | 20 |
| PIRAEUS FINANCIAL HOLD (CR) | 250,000 | 3.02 | 754,000.00 | 10:51:03 | 20 |
| JUMBO SA (CR) | 28,246 | 24.44 | 690,332.24 | 11:00:30 | 20 |
| AEGEAN AIRLINES (CR) | 25,000 | 10.18 | 254,500.00 | 11:17:59 | 20 |
| AEGEAN AIRLINES (CR) | 25,000 | 10.20 | 255,000.00 | 11:18:36 | 20 |
| ALPHA SERVICES HOLD (CR) | 500,000 | 1.55 | 775,000.00 | 12:17:48 | 20 |
| KRI-KRI S.A. (CR) | 25,000 | 7.96 | 199,000.00 | 12:19:07 | 20 |
| JUMBO SA (CR) | 214,240 | 24.38 | 5,223,171.20 | 13:56:07 | 20 |
| JUMBO SA (CR) | 20,281 | 24.38 | 494,450.78 | 13:58:44 | 20 |
| JUMBO SA (CR) | 95,294 | 24.30 | 2,315,644.20 | 14:01:30 | 20 |
| AUTOHELLAS SA (CR) | 15,000 | 14.30 | 214,500.00 | 15:58:12 | 20 |
| PIRAEUS FINANCIAL HOLD (CR) | 350,000 | 2.99 | 1,045,800.00 | 16:16:55 | 20 |
| OPAP (CR) | 49 | 16.60 | 813.40 | 16:23:33 | 18 |
| LAMDA DEVELOPMENT SA (CR) | 200,000 | 6.65 | 1,330,000.00 | 17:05:24 | 20 |

Blocks Notes

9 - Method 6-1 / Special Fees

10 - Method 6-1 / Special Fees, SDS

14 - Method 6-3 / Settlement, Incomplete Buy and Sell

18 - Method 6-2 / SPOT 1

19 - Method 6-2 / SPOT 2

20 - Method 6-1 and Method 6-1 Same Day Settlement

21 - Other Pre-agreed

Shares Rights Details

| Occured date | Exercise from | Exercise until | Trading until | Rights | Price min | Price max | Closing price | Last Bid | Last Ask | Volume | Trades | Transactions Value |
|--------------|---------------|----------------|---------------|--------|-----------|-----------|---------------|----------|----------|--------|--------|--------------------|
|--------------|---------------|----------------|---------------|--------|-----------|-----------|---------------|----------|----------|--------|--------|--------------------|

No Rights Transactions.

Forced Sales Details

| Securities | Category of Security | Transactions Volume | Number of Trades | Transactions Value | Note |
|------------|----------------------|------------------------|---------------------|-----------------------|------|
|------------|----------------------|------------------------|---------------------|-----------------------|------|

No Forced Transactions.

Forced Sales Notes

- 1 - Compulsory Public Forced Sales
- 2 - Forced Sales of Fixed Registered Shares
- 3 - Forced Sales of Remaining Fractional Shares

Exchange Traded Funds (ETFs) Characteristics

| | Transactions Date (T) | Creation / Redemption | Units (T-1) | New Units (T-1) | Redemption Units (T-1) | Units (T) [1] | Fund Assets [2] | Net Unit Price | Dividend per Unit | Dividend Date |
|--------------------------------|--------------------------|--------------------------|----------------|--------------------|---------------------------|------------------|-----------------|-------------------|----------------------|------------------|
| ALPHA ETF FTSE Athex Large Cap | 13/06/2023 | 5,000 | 906,928 | --- | --- | 906,928 | 28,208,100.00 | 31.1029 | 0.52 | 01/07/2022 |

ETFs Notes

[1] - Units (T) = Units (T-1) + New Units (T-1) - Redemption Units (T-1)

[2] - The Creation / Redemption Units of T-1 are included.

Non Convertible Corporate Bonds - Regulated Market

| Num Listed Bonds | Nominal price | Issue price | Today's Rate | Exp. Date | Duration (years) | Note | Coupon | | Trading Unit | Corporate Bonds | Accrued Int. | Yield.T.Mat | Price min | Price max | Closing price | Previous closing price/date | Volume | Transactions Value | Last order | | Date | ear min | Year max | |
|------------------|---------------|-------------|--------------|------------|------------------|------|--------|-----------|--------------|---|--------------|-------------|-----------|-----------|---------------|-----------------------------|------------|--------------------|------------|------------|------|------------|----------|----------|
| | | | | | | | Common | Preferred | | | | | | | | | | | Price | Buy / Sell | | | | |
| 100,000 | 1,000.00 | 1,000.00 | 2.70 | 25/05/2026 | 5 | --- | 5 | --- | 1 | COSTAMARE PARTICIPATIONS PLC (Non Convertible) | 1.5750 | 4.1710 | 95.3602 | 96.1000 | 95.4631 | 96.9500 | 12/06/2023 | 38,000 | 36,386.79 | 95.3602 | B | 13/06/2023 | 92.1400 | 97.0000 |
| 320,000 | 1,000.00 | 1,000.00 | 3.40 | 21/07/2027 | 7 | --- | 6 | --- | 1 | LAMDA DEVELOPMENT S.A. (Non Convertible) | 13.5056 | 4.7970 | 92.5000 | 93.8999 | 93.4899 | 93.6000 | 12/06/2023 | 351,000 | 330,272.74 | 92.5036 | B | 13/06/2023 | 91.4001 | 95.5000 |
| 200,000 | 1,000.00 | 1,000.00 | 2.10 | 27/10/2027 | 7 | --- | 6 | --- | 1 | O.P.A.P. S.A. (Non Convertible) | 2.8583 | 3.8110 | 92.5000 | 92.7500 | 92.7000 | 92.8320 | 12/06/2023 | 198,000 | 184,010.75 | 92.5000 | B | 13/06/2023 | 91.4700 | 95.4000 |
| 200,000 | 1,000.00 | 1,000.00 | 1.90 | 23/03/2028 | 7 | --- | 5 | --- | 1 | MOTOR OIL CORINTH REFINERIES SA (Non Convertible) | 4.4333 | 3.7000 | 91.9500 | 91.9500 | 91.9500 | 92.0050 | 12/06/2023 | 1,000 | 923.93 | 91.7200 | B | 13/06/2023 | 87.5500 | 92.6000 |
| 100,000 | 1,000.00 | 1,000.00 | 2.95 | 11/02/2027 | 5 | --- | 3 | --- | 1 | SAFE BULKERS PARTICIPATIONS PLC (Non Convertible) | 9.9972 | 4.3860 | 94.8490 | 94.8490 | 94.8490 | 93.9000 | 09/06/2023 | 1,000 | 958.49 | 93.5000 | B | 13/06/2023 | 89.9269 | 97.0000 |
| 230,000 | 1,000.00 | 1,000.00 | 4.70 | 12/07/2029 | 7 | --- | 2 | --- | 1 | LAMDA DEVELOPMENT S.A. (Non convertible) | 20.1056 | 4.5620 | 99.1200 | 99.9898 | 99.7000 | 99.6900 | 12/06/2023 | 22,000 | 22,376.32 | 99.2000 | B | 13/06/2023 | 94.9889 | 101.0000 |
| 100,000 | 1,000.00 | 1,000.00 | 4.40 | 26/07/2029 | 7 | --- | 2 | --- | 1 | CPLP SHIPPING HOLDINGS PLC (Non Convertible) | 17.1111 | 4.2420 | 99.5000 | 99.9579 | 99.9579 | 99.9600 | 12/06/2023 | 3,000 | 3,040.91 | 98.5600 | B | 13/06/2023 | 97.2369 | 100.8000 |
| 200,000 | 1,000.00 | 1,000.00 | 3.60 | 12/03/2026 | 7 | --- | 9 | --- | 1 | AEGEAN AIRLINES S.A. (Non Convertible) | 9.4000 | 3.7590 | 97.5200 | 98.6000 | 98.1253 | 98.3000 | 12/06/2023 | 94,000 | 93,121.36 | 97.7100 | B | 13/06/2023 | 95.6301 | 98.9000 |
| 500,000 | 1,000.00 | 1,000.00 | 2.75 | 03/07/2027 | 7 | --- | 6 | --- | 1 | GEK TERNA S.A. (Non Convertible) | 12.4514 | 4.4550 | 92.0000 | 93.8000 | 92.8000 | 93.6500 | 12/06/2023 | 119,000 | 111,831.72 | 92.5100 | B | 13/06/2023 | 86.8000 | 93.8000 |
| 20,148 | 1,000.00 | 1,000.00 | 4.95 | 26/06/2023 | 5 | --- | 10 | --- | 1 | B&F COMM. & GARM. INDUS. S.A. (Non Convertible) | 23.3750 | 3.9620 | --- | --- | --- | 100.0000 | 31/05/2023 | --- | --- | 98.5701 | B | 13/06/2023 | 99.0571 | 100.6899 |
| 175,000 | 1,000.00 | 1,000.00 | 3.40 | 26/07/2024 | 5 | --- | 8 | --- | 1 | ATTICA HOLDINGS S.A. (Non Convertible) | 13.2222 | 4.2750 | 98.2000 | 98.7000 | 98.4320 | 98.0000 | 12/06/2023 | 25,000 | 24,938.56 | 98.2102 | B | 13/06/2023 | 96.6179 | 98.9000 |
| 300,000 | 1,000.00 | 1,000.00 | 2.30 | 20/07/2028 | 7 | --- | 4 | --- | 1 | PRODEA REIC S.A.(Non Convertible) | 9.3278 | 5.8110 | 84.9000 | 85.0000 | 84.9999 | 85.0000 | 12/06/2023 | 18,000 | 15,463.40 | 84.7000 | B | 13/06/2023 | 82.0100 | 85.8000 |
| 150,000 | 1,000.00 | 1,000.00 | 2.65 | 22/10/2026 | 5 | --- | 4 | --- | 1 | CPLP SHIPPING HOLDINGS PLC (Non Convertible) | 3.8278 | 4.6540 | 93.5000 | 93.5200 | 93.5019 | 94.0250 | 12/06/2023 | 11,000 | 10,327.31 | 93.5100 | B | 13/06/2023 | 92.5500 | 96.0000 |
| 250,000 | 1,000.00 | 1,000.00 | 2.45 | 16/11/2028 | 7 | --- | 4 | --- | 1 | ELVALHALCOR S.A. (Non Convertible) | 2.0417 | 5.0410 | 87.7000 | 88.2500 | 87.9800 | 87.7000 | 12/06/2023 | 28,000 | 24,710.17 | 87.8000 | B | 13/06/2023 | 85.6375 | 91.0000 |
| 120,000 | 1,000.00 | 1,000.00 | 2.65 | 06/12/2028 | 7 | --- | 4 | --- | 1 | NOVAL PROPERTY REIC (Non Convertible) | 0.6625 | 5.2250 | 87.5600 | 88.4000 | 87.9800 | 87.8500 | 12/06/2023 | 36,000 | 31,709.05 | 87.3000 | B | 13/06/2023 | 84.3700 | 90.8700 |
| 300,000 | 1,000.00 | 1,000.00 | 2.30 | 14/12/2028 | 7 | --- | 3 | --- | 1 | GEK TERNA S.A. (Non Convertible) | --- | 4.6400 | 88.9000 | 88.9000 | 88.9000 | 88.7000 | 12/06/2023 | 1,000 | 889.06 | 88.0000 | B | 13/06/2023 | 82.1339 | 88.9900 |
| 150,000 | 1,000.00 | 1,000.00 | 2.60 | 22/10/2026 | 7 | --- | 8 | --- | 1 | TERNA ENERGY FINANCE S.A. (Non Convertible) | 3.7556 | 4.2920 | 93.6105 | 94.0000 | 93.7433 | 93.9130 | 12/06/2023 | 53,000 | 49,928.02 | 93.6200 | B | 13/06/2023 | 92.5000 | 95.7400 |
| 100,000 | 1,000.00 | 1,000.00 | 2.80 | 25/01/2027 | 5 | --- | 3 | --- | 1 | PREMIA S.A. (Non Convertible) | 10.9667 | 4.5280 | 93.9997 | 93.9997 | 93.9997 | 92.0000 | 08/06/2023 | 2,000 | 1,901.93 | 93.0000 | B | 13/06/2023 | 87.6862 | 95.9899 |

Corporate Bonds Notes

Transactions Volume = (Pieces) * (Nominal Price). Transactions Value = (Pieces) * (Nominal Price) * (price %) + (Accrued interest).

The price of a Bond is stated as a percentage (%) of Bond's Nominal Price.

Nominal Price in Euros (€), except if it is noted differently.

Non Convertible Corporate Bonds - Regulated Market

| Num Listed Bonds | Nominal price | Issue price | Today's Rate | Exp. Date | Duration (years) | Note | Coupon | | Trading Unit | Corporate Bonds | Accrued Int. | Yield.T.Mat | Price min | Price max | Closing price | Previous closing price/date | Volume | Transactions Value | Last order | | ear min | Year max | |
|------------------|---------------|-------------|--------------|------------|------------------|------|--------|-----------|--------------|----------------------------------|--------------|-------------|-----------|-----------|---------------|-----------------------------|--------|--------------------|------------|------------|------------|----------|----------|
| | | | | | | | Common | Preferred | | | | | | | | | | | Price | Buy / Sell | | | Date |
| 120,000 | 1,000.00 | 1,000.00 | 3.95 | 04/04/2025 | 7 | --- | 11 | --- | 1 | GEK TERNA S.A. (Non Convertible) | 7.9000 | 3.3580 | 99.3000 | 100.2000 | 99.8158 | 99.8000 09/06/2023 | 92,000 | 92,557.30 | 99.3000 | B | 13/06/2023 | 97.5523 | 100.2000 |

Corporate Bonds Notes

Transactions Volume = (Pieces) * (Nominal Price). Transactions Value = (Pieces) * (Nominal Price) * (price %) + (Accrued interest).

The price of a Bond is stated as a percentage (%) of Bond's Nominal Price.

Nominal Price in Euros (€), except if it is noted differently.

Government Bonds

| Number Listed Bonds | Nominal price | Today's Rate | Accrued Interest Calc | Exp. Date [1] | Duration (years) | Note | Coupons Date | Curr. coupon value | Trading Unit | Government Bonds | Price min | Price max | Closing price | Previous closing price/date | Volume | Transactions Value | Price | Last order Buy / Sell | Date |
|---------------------|---------------|--------------|-----------------------|---------------|------------------|------|-------------------|--------------------|--------------|--------------------------------|-----------|-----------|---------------|-----------------------------|--------|--------------------|----------|-----------------------|------------|
| 4,500,000 | 1,000.00 | 1.88 | Actual/Actual | 04/02/2035 | 15 | --- | 04/02 | 1.88 | 1 | GGB-FXD-040235-15Y-1.875-1.000 | --- | --- | --- | --- | --- | --- | --- | --- | --- |
| 2,500,000 | 1,000.00 | 3.45 | Actual/Actual | 02/04/2024 | 5 | --- | 02/04 | 3.45 | 1 | GGB-FXD-020424-05Y-3.450-1.000 | --- | --- | --- | --- | --- | --- | --- | --- | --- |
| 6,000,000 | 1,000.00 | 0.75 | Actual/Actual | 18/06/2031 | 10 | --- | 18/06 | 0.75 | 1 | GGB-FXD-180631-10Y-0.750-1.000 | --- | --- | --- | --- | --- | --- | --- | --- | --- |
| 2,500,000 | 1,000.00 | 3.88 | Actual/Actual | 15/06/2028 | 5 | --- | 15/06 | 3.88 | 1 | GGB-FXD-150628-05Y-3.875-1.000 | --- | --- | --- | --- | --- | --- | --- | --- | --- |
| 5,962,747,327 | 1.00 | 3.75 | Actual/Actual | 30/01/2028 | 10 | --- | /02 - 01/02 - 31/ | 3.75 | 1 | GGB-FXD-300128-10Y-3.750-1.000 | --- | --- | --- | 85.4610 13/07/2018 | --- | --- | 1.0000 | B | 28/11/2018 |
| 7,067,309,386 | 1.00 | 3.90 | Actual/Actual | 30/01/2033 | 15 | --- | /02 - 01/02 - 31/ | 3.90 | 1 | GGB-FXD-300133-15Y-3.900-1.000 | --- | --- | --- | 78.6730 13/07/2018 | --- | --- | 1.0000 | B | 28/11/2018 |
| 5,622,848,349 | 1.00 | 4.00 | Actual/Actual | 30/01/2037 | 19 | --- | /02 - 01/02 - 31/ | 4.00 | 1 | GGB-FXD-300137-19Y-4.000-1.000 | --- | --- | --- | 77.0370 13/07/2018 | --- | --- | 1.0000 | B | 28/11/2018 |
| 5,276,770,669 | 1.00 | 4.20 | Actual/Actual | 30/01/2042 | 24 | --- | /02 - 01/02 - 31/ | 4.20 | 1 | GGB-FXD-300142-24Y-4.200-1.000 | --- | --- | --- | 77.7640 13/07/2018 | --- | --- | 1.0000 | B | 28/11/2018 |
| 48,794,718 | 1.00 | 4.30 | Actual/Actual | 24/02/2024 | 12 | --- | 24/02 | 4.30 | 1 | GGB-FXD-240224-12Y-2.000-1.000 | --- | --- | --- | 10.0000 22/06/2015 | --- | --- | --- | --- | --- |
| 40,248,141 | 1.00 | 4.30 | Actual/Actual | 24/02/2025 | 13 | --- | 24/02 | 4.30 | 1 | GGB-FXD-240225-13Y-2.000-1.000 | --- | --- | --- | 10.0000 22/06/2015 | --- | --- | --- | --- | --- |
| 59,586,043 | 1.00 | 4.30 | Actual/Actual | 24/02/2026 | 14 | --- | 24/02 | 4.30 | 1 | GGB-FXD-240226-14Y-2.000-1.000 | --- | --- | --- | 10.0000 22/06/2015 | --- | --- | --- | --- | --- |
| 41,118,344 | 1.00 | 4.30 | Actual/Actual | 24/02/2027 | 15 | --- | 24/02 | 4.30 | 1 | GGB-FXD-240227-15Y-2.000-1.000 | --- | --- | --- | 10.0000 22/06/2015 | --- | --- | --- | --- | --- |
| 45,137,734 | 1.00 | 4.30 | Actual/Actual | 24/02/2028 | 16 | --- | 24/02 | 4.30 | 1 | GGB-FXD-240228-16Y-2.000-1.000 | --- | --- | --- | 10.0000 22/06/2015 | --- | --- | --- | --- | --- |
| 61,768,888 | 1.00 | 4.30 | Actual/Actual | 24/02/2029 | 17 | --- | 24/02 | 4.30 | 1 | GGB-FXD-240229-17Y-2.000-1.000 | --- | --- | --- | 10.0000 22/06/2015 | --- | --- | --- | --- | --- |
| 54,567,744 | 1.00 | 4.30 | Actual/Actual | 24/02/2030 | 18 | --- | 24/02 | 4.30 | 1 | GGB-FXD-240230-18Y-2.000-1.000 | --- | --- | --- | 10.0000 22/06/2015 | --- | --- | --- | --- | --- |
| 37,541,515 | 1.00 | 4.30 | Actual/Actual | 24/02/2031 | 19 | --- | 24/02 | 4.30 | 1 | GGB-FXD-240231-19Y-2.000-1.000 | --- | --- | --- | 10.0000 22/06/2015 | --- | --- | --- | --- | --- |
| 37,558,317 | 1.00 | 4.30 | Actual/Actual | 24/02/2032 | 20 | --- | 24/02 | 4.30 | 1 | GGB-FXD-240232-20Y-2.000-1.000 | --- | --- | --- | 10.0000 22/06/2015 | --- | --- | --- | --- | --- |
| 37,473,732 | 1.00 | 4.30 | Actual/Actual | 24/02/2033 | 21 | --- | 24/02 | 4.30 | 1 | GGB-FXD-240233-21Y-2.000-1.000 | --- | --- | --- | 10.0000 22/06/2015 | --- | --- | --- | --- | --- |
| 33,888,293 | 1.00 | 4.30 | Actual/Actual | 24/02/2034 | 22 | --- | 24/02 | 4.30 | 1 | GGB-FXD-240234-22Y-2.000-1.000 | --- | --- | --- | 10.0000 22/06/2015 | --- | --- | --- | --- | --- |
| 35,177,800 | 1.00 | 4.30 | Actual/Actual | 24/02/2035 | 23 | --- | 24/02 | 4.30 | 1 | GGB-FXD-240235-23Y-2.000-1.000 | --- | --- | --- | 10.0000 22/06/2015 | --- | --- | --- | --- | --- |
| 35,547,268 | 1.00 | 4.30 | Actual/Actual | 24/02/2036 | 24 | --- | 24/02 | 4.30 | 1 | GGB-FXD-240236-24Y-2.000-1.000 | --- | --- | --- | 10.0000 22/06/2015 | --- | --- | --- | --- | --- |
| 40,246,306 | 1.00 | 4.30 | Actual/Actual | 24/02/2037 | 25 | --- | 24/02 | 4.30 | 1 | GGB-FXD-240237-25Y-2.000-1.000 | --- | --- | --- | 10.0000 22/06/2015 | --- | --- | --- | --- | --- |
| 37,643,952 | 1.00 | 4.30 | Actual/Actual | 24/02/2038 | 26 | --- | 24/02 | 4.30 | 1 | GGB-FXD-240238-26Y-2.000-1.000 | --- | --- | --- | 10.0000 22/06/2015 | --- | --- | --- | --- | --- |
| 36,977,100 | 1.00 | 4.30 | Actual/Actual | 24/02/2039 | 27 | --- | 24/02 | 4.30 | 1 | GGB-FXD-240239-27Y-2.000-1.000 | --- | --- | --- | 10.0000 22/06/2015 | --- | --- | --- | --- | --- |
| 41,615,000 | 1.00 | 4.30 | Actual/Actual | 24/02/2040 | 28 | --- | 24/02 | 4.30 | 1 | GGB-FXD-240240-28Y-2.000-1.000 | --- | --- | --- | 10.0000 22/06/2015 | --- | --- | --- | --- | --- |
| 42,227,208 | 1.00 | 4.30 | Actual/Actual | 24/02/2041 | 29 | --- | 24/02 | 4.30 | 1 | GGB-FXD-240241-29Y-2.000-1.000 | --- | --- | --- | 10.0000 22/06/2015 | --- | --- | --- | --- | --- |
| 68,288,487 | 1.00 | 4.30 | Actual/Actual | 24/02/2042 | 30 | --- | 24/02 | 4.30 | 1 | GGB-FXD-240242-30Y-2.000-1.000 | --- | --- | --- | 10.0000 22/06/2015 | --- | --- | --- | --- | --- |
| 4,000,000 | 1,000.00 | 3.88 | Actual/Actual | 12/03/2029 | 10 | --- | 12/03 | 3.88 | 1 | GGB-FXD-120329-10Y-3.875-1.000 | --- | --- | --- | --- | --- | --- | 100.0000 | B | 15/10/2019 |
| 4,500,000 | 1,000.00 | 0.00 | Actual/Actual | 12/02/2026 | 5 | --- | 12/02 | 0.00 | 1 | GGB-FXD-120226-05Y-0.000-1.000 | --- | --- | --- | --- | --- | --- | --- | --- | --- |
| 3,000,000 | 1,000.00 | 3.38 | Actual/Actual | 15/02/2025 | 7 | --- | 15/02 | 3.38 | 1 | GGB-FXD-150225-07Y-3.375-1.000 | --- | --- | --- | --- | --- | --- | --- | --- | --- |
| 964,000 | 1,000.00 | 3.25 | Actual/Actual | 20/03/2025 | 6 | --- | 20/03 | 3.25 | 1 | GGB-FXD-200325-06Y-3.250-1.000 | --- | --- | --- | --- | --- | --- | --- | --- | --- |
| 2,100,000 | 1,000.00 | 3.55 | Actual/Actual | 20/03/2026 | 7 | --- | 20/03 | 3.55 | 1 | GGB-FXD-200326-07Y-3.550-1.000 | --- | --- | --- | --- | --- | --- | --- | --- | --- |
| 40,000 | 1,000.00 | 2.18 | FLR Actual/360 | 16/09/2023 | 1 | --- | 16/03 - 16/09 | --- | 1 | GGB-FLT-160923-01Y-2.178-1.000 | --- | --- | --- | --- | --- | --- | --- | --- | --- |
| 5,500,000 | 1,000.00 | 1.50 | Actual/Actual | 18/06/2030 | 10 | --- | 18/06 | 1.50 | 1 | GGB-FXD-180630-10Y-1.500-1.000 | --- | --- | --- | --- | --- | --- | --- | --- | --- |

Government Bonds Notes

Transactions Volume = (Pieces) * (Nominal Price). Transactions Value = (Pieces) * (Nominal Price) * (price %) + (Accrued interest).

The Value of current coupon for the issues with NV 0.01 euro refers to NV 100 euros

FLR: Floating Interest Rate.

[1] - The Expiration Date of the interest bearing period and the Date for coupon payment.

Government Bonds

| Number Listed Bonds | Nominal price | Today's Rate | Accrued Interest Calc | Exp. Date [1] | Duration (years) | Note | Coupons Date | Curr. coupon value | Trading Unit | Government Bonds | Price min | Price max | Closing price | Previous closing price/date | Volume | Transactions Value | Price | Last order Buy / Sell | Date |
|---------------------|---------------|--------------|-----------------------|---------------|------------------|------|-------------------|--------------------|--------------|--------------------------------|-----------|-----------|---------------|-----------------------------|--------|--------------------|----------|-----------------------|------------|
| 5,364,250 | 1,000.00 | 3.25 | Actual/Actual | 20/03/2050 | 30 | --- | 20/03 | 3.25 | 1 | GGB-FXD-200350-30Y-3.250-1.000 | --- | --- | --- | --- | --- | --- | --- | --- | --- |
| 3,924,361 | 1,000.00 | 2.00 | Actual/Actual | 22/04/2027 | 7 | --- | 22/04 | 2.00 | 1 | GGB-FXD-220427-07Y-2.000-1.000 | --- | --- | --- | --- | --- | --- | 99.9000 | B | 22/04/2020 |
| 2,500,000 | 1,000.00 | 1.88 | Actual/Actual | 23/07/2026 | 7 | --- | 23/07 | 1.88 | 1 | GGB-FXD-230726-07Y-1.875-1.000 | --- | --- | --- | --- | --- | --- | --- | --- | --- |
| 4,050,000 | 1,000.00 | 4.25 | Actual/Actual | 15/06/2033 | 10 | --- | 15/06 | 4.25 | 1 | GGB-FXD-150633-10Y-4.250-1.000 | --- | --- | --- | --- | --- | --- | --- | --- | --- |
| 3,500,000 | 1,000.00 | 1.88 | Actual/Actual | 24/01/2052 | 30 | --- | 24/01 | 1.88 | 1 | GGB-FXD-240152-30Y-1.875-1.000 | --- | --- | --- | --- | --- | --- | --- | --- | --- |
| 3,700,000 | 1,000.00 | 1.75 | Actual/Actual | 18/06/2032 | 10 | --- | 18/06 | 1.75 | 1 | GGB-FXD-180632-10Y-1.750-1.000 | --- | --- | --- | --- | --- | --- | --- | --- | --- |
| 2,200,000 | 1,000.00 | 1.13 | FLR Actual/360 | 15/12/2027 | 5 | --- | - 15/12 - 15/03 - | --- | 1 | GGB-FLT-151227-05Y-1.130-1.000 | --- | --- | --- | --- | --- | --- | 102.1600 | B | 30/12/2022 |

Government Bonds Notes

Transactions Volume = (Pieces) * (Nominal Price). Transactions Value = (Pieces) * (Nominal Price) * (price %) + (Accrued interest).

The Value of current coupon for the issues with NV 0.01 euro refers to NV 100 euros

FLR: Floating Interest Rate.

[1] - The Expiration Date of the interest bearing period and the Date for coupon payment.

Treasury Bills & Zero Coupon Government Bonds

| Issue Date | 13-Week Maturity | | | | | | | | | 26-Week Maturity | | | | | | | 52-Week Maturity | | | | | | | | | | |
|------------|------------------|--------------|------------------|---------------|-------------|------------------|-----------------|---------------|------|------------------|--------------|------------------|---------------|-------------|------------------|-----------------|------------------|------|------------|--------------|------------------|---------------|-------------|------------------|-----------------|---------------|------|
| | Exp. Date | Initial Rate | Num Listed Bonds | Nominal price | Issue price | Last Trade Price | Last Trade Date | Volume Traded | Note | Exp. Date | Initial Rate | Num Listed Bonds | Nominal price | Issue price | Last Trade Price | Last Trade Date | Volume Traded | Note | Exp. Date | Initial Rate | Num Listed Bonds | Nominal price | Issue price | Last Trade Price | Last Trade Date | Volume Traded | Note |
| 09/09/2022 | --- | --- | --- | --- | --- | --- | --- | --- | --- | --- | --- | --- | --- | --- | --- | --- | --- | --- | 08/09/2023 | 1.97 | 1,000,000 | 1,000.00 | 980.47 | --- | --- | --- | --- |
| 09/12/2022 | --- | --- | --- | --- | --- | --- | --- | --- | --- | --- | --- | --- | --- | --- | --- | --- | --- | --- | 08/12/2023 | 2.73 | 600,000 | 1,000.00 | 973.10 | --- | --- | --- | --- |
| 10/03/2023 | --- | --- | --- | --- | --- | --- | --- | --- | --- | --- | --- | --- | --- | --- | --- | --- | --- | --- | 08/03/2024 | 3.75 | 1,000,000 | 1,000.00 | 963.46 | --- | --- | --- | --- |

| Bonds in Circulation | Currency / Min nominal traded Value | Coupons Payment Date | Current Coupon Value | Note | Coupon | Trading Unit | Issue Date | Duration (years) | Today's Interest | A.I.C in days | Bonds | Last price of previous days | | Last Outcry in Cash (euro) | | Trades in Pieces | Life min | Life Max | |
|---|-------------------------------------|----------------------|----------------------|------|--------|--------------|------------|------------------|------------------|---------------|------------------------|-----------------------------|------------|----------------------------|------------|------------------|----------|----------|------|
| | | | | | | | | | | | | Price | Buy / Sell | Price | Buy / Sell | | | | |
| Corporate Bonds in Foreign Currency and Euro | | | | | | | | | | | | | | | | | | | |
| 103,746 | GBP / 10 | 01/12 | 0.25 | --- | 64 | 1 | 01/12/1930 | 98 | 2.5 | 360 | National Mortgage Bank | 2.27 | 05/02/1996 | 2.27 | S | 05/02/1996 | --- | 2.27 | 2.27 |
| 0 | GBP / 10 | 01/12 | 0.25 | --- | 66 | 1 | 01/12/1928 | 100 | 2.5 | 360 | National Mortgage Bank | --- | --- | --- | --- | --- | --- | --- | --- |

Government Bonds Notes

A.I.C: Accrued Interest Calculation base.

FLR: Floating Interest Rate.

The minimum tradeable Nominal Value for all Demeterialised Government Titles is 100 Euros.

(μτφρ-0)

Athex & ATHEXClear Members List

| Member Name | | | | Stock Market | | | Derivatives Market | | ATHEXClear Member | |
|---|------------------|----------------|-----|---------------|---------------|--------------|--------------------|--------------|-------------------|-----------------|
| | Address | Phone | Fax | Market Member | Remote Member | Market Maker | Proprietary | Market Maker | General Clearing | Direct Clearing |
| A. SARRIS SECURITIES S.A. | | | | a | | | | | | |
| 6, ΔΡΑΓΑΤΣΑΝΙΟΥ 6 ΑΘΗΝΑ | 2103367700 | | | | | | | | | |
| AEONIC SECURITIES C.I.F. P.L.C. | | | | a | | | | | | |
| , ΛΑΪΟΥ 6, ΓΡ. 301B, ANNA COURT | 35725337600 | | | | | | | | | |
| ALPHA BANK S.A. | | | | | | | | | a | |
| , ΣΤΑΔΙΟΥ 40 ΑΘΗΝΑ | 2103260000 | | | | | | | | | |
| ALPHA FINANCE INVESTMENT SERVICES SINGLE MEMBER SA | | | | a | | a | a | a | | a |
| 5, ΠΑΝΕΠΙΣΤΗΜΙΟΥ 45 ΑΘΗΝΑ | 2103677400 | | | | | | | | | |
| ARGUS STOCKBROKERS LTD | | | | a | a | | a | | | |
| 25, 25 ΛΕΩΦΟΡΟΣ ΔΗΜΟΣΘΕΝΗ ΣΕΒΕΡΗ | 0035722717000 | | | | | | | | | |
| ATLANTIC SECURITIES LTD | | | | a | a | | | | | |
| 37, ΠΡΟΔΡΟΜΟΥ 37 | 0035722445400 | | | | | | | | | |
| AXON SECURITIES S.A. | | | | a | | | a | | | |
| 48, ΣΤΑΔΙΟΥ 48 ΑΘΗΝΑ | 2103363800 | | | | | | | | | |
| BETA SECURITIES S.A. | | | | a | | a | a | | | a |
| 29, Λ. ΑΛΕΞΑΝΔΡΑΣ 29 ΑΘΗΝΑ | 2106478930 | | | | | | | | | |
| BNP PARIBAS S.A. | | | | | | | | | a | |
| , ΛΑΜΨΑΚΟΥ 2 ΑΘΗΝΑ | 2107468525 | | | | | | | | | |
| BOFA SECURITIES EUROPE SA | | | | a | a | | | | | |
| , 112 AVENUE KL'BER 75116 | +33 153655555 | | | | | | | | | |
| CAPITAL SECURITIES S.A. | | | | a | | | a | | | |
| 58, ΜΗΤΡΟΠΟΛΕΩΣ 58 ΑΘΗΝΑ | 2103369700 | | | | | | | | | |
| CITIGROUP GLOBAL MARKETS EUROPE AG | | | | a | a | | | | | |
| 16, REUTERWEG 16 | +49 691366-0 | | | | | | | | | |
| CITIGROUP GLOBAL MARKETS LIMITED | | | | a | | | | | | |
| 1, 33 CANADA SQUARE -CANARY WHARF | +44 02079864000 | | | | | | | | | |
| CREDIT SUISSE BANK (EUROPE), S.A. | | | | a | a | | | | | |
| , CALLE AYALA 42, 3A PLANTA-B MADRID | +34917916000 | | | | | | | | | |
| CREDIT SUISSE SECURITIES (EUROPE) LIMITED | | | | a | | | | | | |
| 1, ONE CABOT SQUARE LONDON | +44 2078888888 | | | | | | | | | |
| CYCLOS SECURITIES S.A. | | | | a | | | a | | | |
| 39, ΧΑΡΙΛΑΟΥ ΤΡΙΚΟΥΠΗ 6-8-10 ΑΘΗΝΑ | 2103364300 | | | | | | | | | |
| DEUTSCHE BANK S.A. | | | | | a | | | | | |
| 1, GREAT WINCHESTER STREET LONDON | +44 20 754 54209 | 00441133361437 | | | | | | | | |
| EUROBANK EQUITIES INVESTMENT FIRM SINGLE MEMBER SA | | | | a | | a | a | a | | a |
| , ΦΙΛΕΛΛΗΝΩΝ 10 & ΞΕΝΟΦΩΝΤΟΣ 13 ΑΘΗΝΑ | 2103720425 | | | | | | | | | |
| EUROBANK S.A. | | | | | | | | | a | |
| , ΟΘΩΝΟΣ 8 ΑΘΗΝΑ | 2103337000 | | | | | | | | | |
| EUROCORP INVESTMENT SERVICES S.A. | | | | a | | | a | | | a |
| 14, ΠΛ.ΦΙΛΙΚΗΣ ΕΤΑΙΡΕΙΑΣ 14 ΑΘΗΝΑ | 2107263600 | | | | | | | | | |
| EUOTRUST INVESTMENT FIRM SA | | | | a | | | | | | |
| 113, ΣΕΒΑΣΤΟΥΠΟΛΕΩΣ 113 ΑΘΗΝΑ | 2103363100 | | | | | | | | | |
| EUROXX SECURITIES S.A. | | | | a | | a | a | a | | a |
| 7, ΠΑΛΑΙΟΛΟΓΟΥ ΧΑΛΑΝΔΡΙ | (210)-6879400 | (210)-6879401 | | | | | | | | |
| 7, ΠΑΛΕΟΛΟΓΟΥ ΧΑΛΑΝΔΡΙ | +30 2106879400 | 210-6879401 | | | | | | | | |
| FREEDOM FINANCE EUROPE LTD | | | | | a | | | | | |
| , ΧΡΙΣΤΑΚΗ ΚΡΑΝΟΥ 20 | 035725257786 | | | | | | | | | |
| G. A. PERVANAS SECURITIES- INVESTMENT SERVICES S.A. | | | | a | | | | | | |
| 7-9, ΣΟΦΟΚΛΕΟΥΣ 7-9 ΑΘΗΝΑ | 2103727200 | | | | | | | | | |
| GLOBAL CAPITAL SECURITIES & FINANCIAL SERVICES LTD | | | | a | a | | | | | |
| 50, ΛΑΡΧΙΕΠΙΣΚΟΠΟΥ ΜΑΚΑΡΙΟΥ Γ50 | 0035722710710 | | | | | | | | | |
| GREENPOST TRADING EUROPE LTD | | | | | a | a | | | | |
| , ΚΙΜΟΝΟΣ 3, ACROPOLIS MANSIONS, 2ND FLOOR, FLAT/OFFICE 202 | 035722521389 | | | | | | | | | |
| HELLENIC AMERICAN SECURITIES S.A. | | | | a | | a | a | | | a |
| 27, ΑΝΔΡΕΑ ΠΑΠΑΝΔΡΕΟΥ 27 ΜΑΡΟΥΣΙ | 2103311100 | | | | | | | | | |
| HELLENIC BANK (INVESTMENTS) LTD | | | | | a | | | | | |
| , ΑVE.ΚΥΡΙΑΚΟΥ ΜΑΤΣΙ 31 - PO BOX 24747 NICOSIA | +357 22500100 | 357 22500110 | | | | | | | | |
| HSBC CONTINENTAL EUROPE | | | | | | | | | a | |
| 109-111, Λ.ΜΕΣΟΓΕΙΩΝ 109-111 | 2106960000 | | | | | | | | | |
| INDEX SECURITIES S.A. | | | | a | | | | | | |
| 6, ΔΡΑΓΑΤΣΑΝΙΟΥ 6 ΑΘΗΝΑ | 2103213920 | | | | | | | | | |
| J. CHR. MAVRIKIS SECURITIES S.A. | | | | a | | | | | | |
| 5, ΣΟΦΟΚΛΕΟΥΣ 5 ΑΘΗΝΑ | 2103216730 | | | | | | | | | |

Athex & ATHEXClear Members List

| Member Name | | | | Stock Market | | | Derivatives Market | | ATHEXClear Member | |
|--|-----------------|---------------|-----|---------------|---------------|--------------|--------------------|--------------|-------------------|-----------------|
| | Address | Phone | Fax | Market Member | Remote Member | Market Maker | Proprietary | Market Maker | General Clearing | Direct Clearing |
| KAPPA SECURITIES S.A. | | | | a | | | a | | | |
| 15, ΒΑΛΑΩΡΙΤΟΥ 15 ΑΘΗΝΑ | 2103678600 | | | | | | | | | |
| KARAMANOF SECURITIES & INVESTMENT SERVICES S.A. | | | | a | | | | | | |
| 2, ΠΛ.ΑΓ.ΘΕΟΔΩΡΩΝ 2 ΑΘΗΝΑ | 2103212947 | | | | | | | | | |
| LAIKI FINANCIAL SERVICES LTD | | | | | a | | | | | |
| 26, AVE. VYRONOS NICOSIA | 357 22367367 | 357 22718567 | | | | | | | | |
| LEON DEPOLAS SECURITIES S.A. | | | | a | | a | a | | | |
| 1, ΧΡΗΣΤΟΥ ΛΑΔΑ 1 ΑΘΗΝΑ | 2103213276 -28 | | | | | | | | | |
| MEGA EQUITY SECURITIES & FINANCIAL SERVICES PUBLIC LTD | | | | a | a | | a | | | |
| 42-44, ΛΕΩΦ.ΓΡΙΒΑ ΔΙΓΕΝΗ 42-44 | 0035722711711 | | | | | | | | | |
| MERIT SECURITIES S.A | | | | a | | a | a | | | a |
| 5, ΣΟΦΟΚΛΕΟΥΣ 5 ΑΘΗΝΑ | 2103671880 | | | | | | | | | |
| MERRILL LYNCH INTERNATIONAL | | | | a | | | | | | |
| 2, 2 KING EDWARD STREET LONDON | +44 20276281000 | | | | | | | | | |
| N. CHRYSOCHOIDIS SECURITIES S.A. | | | | a | | | a | | | a |
| 7-9, ΣΟΦΟΚΛΕΟΥΣ 7-9 ΑΘΗΝΑ | 2103213913 | | | | | | | | | |
| NATIONAL BANK OF GREECE S.A. | | | | a | | | a | | a | |
| 86, ΑΙΟΛΟΥ STR. ΑΘΗΝΑ | (210)-3341000 | (210)-3228187 | | | | | | | | |
| 68, ΑΚΑΔΙΜΙΑΣ STR. ΑΘΗΝΑ | (210)-3328817 | (210)-3328678 | | | | | | | | |
| NATIONAL SECURITIES SINGLE MEMBER SA | | | | a | | a | a | a | | |
| 66, ΛΕΩΦΟΡΟΣ ΑΘΗΝΩΝ 128-132 & ΙΦΙΓΕΝΙΑΣ ΑΘΗΝΑ | 2103328784 | | | | | | | | | |
| NUNTIUS BROKERAGE AND INVESTMENT SERVICES S.A | | | | a | | | | | | |
| 6, ΔΡΑΓΑΤΣΑΝΙΟΥ 6 ΑΘΗΝΑ | 2103350599 | | | | | | | | | |
| ONE PLUS CAPITAL LIMITED | | | | a | a | | | | | |
| , 75 PRODROMOU AVENUE NICOSIA 1307 | 35722873760 | | | | | | | | | |
| OPTIMA BANK S.A. | | | | a | | a | a | a | a | |
| 32, ΑΙΓΙΑΛΕΙΑΣ 32 & ΠΑΡΑΔΕΙΣΟΥ ΜΑΡΟΥΣΙ | 2108173663 | | | | | | | | | |
| PANCRETA BANK S.A | | | | | | | | | a | |
| , ΙΚΑΡΟΥ 5 | 2810 338800 | | | | | | | | | |
| PANTELAKIS SECURITIES S.A. | | | | a | | a | a | a | | |
| 57, ΕΘΝΙΚΗΣ ΑΝΤΙΣΤΑΣΕΩΣ 57, ΚΤΙΡΙΟ Β CHALANDRI | 2106965000 | | | | | | | | | |
| PEGASUS SECURITIES S.A | | | | a | | | a | | | |
| 17, ΒΑΛΑΩΡΙΤΟΥ 17 & ΑΜΕΡΙΚΗΣ ΑΘΗΝΑ | 2103670700 | | | | | | | | | |
| PIRAEUS BANK S.A. | | | | a | | | a | | a | |
| , ΑΜΕΡΙΚΗΣ 4 ΑΘΗΝΑ | 2103335000 | | | | | | | | | |
| PIRAEUS SECURITIES S. A. | | | | a | | a | a | a | | a |
| 10, ΣΤΑΔΙΟΥ 10 ΑΘΗΝΑ | 2103354100 | | | | | | | | | |
| PROCHOICE SECURITIES LTD | | | | a | a | | | | | |
| 57, ΛΕΩΦ.ΣΠΥΡΟΥ ΚΥΠΡΙΑΝΟΥ 57, ΑΚΙΝΗΤΑ Φ | 035724661192 | | | | | | | | | |
| SHARELINK SECURITIES & FINANCIAL SERVICES LTD | | | | a | | | a | | | |
| 6, HOUSE-ΘΕΟΤΟΚΗ 6 ΜΕΓΑΡΟ ΕΛΛΗΝΑ | +357 22554200 | | | | | | | | | |
| SOCIETE GENERALE S.A. | | | | a | a | | a | | | |
| , 17 COURS VALMY, CEDEX | +157290504 | | | | | | | | | |
| SOLIDUS SECURITIES S.A | | | | a | | | a | | | a |
| 64, ΛΟΥΙΖΗΣ ΡΙΑΝΚΟΥΡ 64 ΑΘΗΝΑ | 2106900600 | | | | | | | | | |
| ST. EM. LAVRENTAKIS SECURITIES S.A. | | | | a | | | a | | | |
| 7-9, ΣΟΦΟΚΛΕΟΥΣ 7-9 ΑΘΗΝΑ | 2103213336 | | | | | | | | | |
| THE CYPRUS INVESTMENT & SECURITIES CORPORATION LTD | | | | a | a | | | | | |
| 154, ΑΓΙΟΥ ΠΡΟΚΟΠΙΟΥ & ΠΟΣΕΙΔΩΝΟΣ 1 | 0035722121700 | | | | | | | | | |
| UBS EUROPE SE | | | | a | a | | | | | |
| , OPERNTURM, BOCKENHEIMER LANDSTRASSE 2-4 | 496921790 | | | | | | | | | |
| UBS LIMITED | | | | | a | | | | | |
| 1, FINSBURY AVENUE LONDON | +44 2075687135 | | | | | | | | | |

List of Stocks under Market Making operations

| Securities | Market Maker | Start Market Making | Stock Category |
|--------------------------------|--|---------------------|------------------------------|
| MLS MULTIMEDIA SA (CR) | | | Suspension Status |
| | PIRAEUS SECURITIES S. A. | 01/08/2019 | |
| ALPHA ETF FTSE Athex Large Cap | | | Exchange Traded Funds (ETFs) |
| | ALPHA FINANCE INVESTMENT SERVICES SINGLE MEMBER SA | 02/01/1900 | |
| | NATIONAL SECURITIES SINGLE MEMBER SA | 02/01/1900 | |
| ADMIE (IPTO) HOLDING S.A. (CR) | | | Main Market |
| | EUROBANK EQUITIES INVESTMENT FIRM SINGLE MEMBER SA | 24/05/2021 | |
| | HELLENIC AMERICAN SECURITIES S.A. | 09/03/2020 | |
| | PIRAEUS SECURITIES S. A. | 29/06/2017 | |
| AEGEAN AIRLINES (CR) | | | Main Market |
| | EUROBANK EQUITIES INVESTMENT FIRM SINGLE MEMBER SA | 22/09/2020 | |
| ALPHA SERVICES HOLD (CR) | | | Main Market |
| | ALPHA FINANCE INVESTMENT SERVICES SINGLE MEMBER SA | 29/02/2016 | |
| | EUROBANK EQUITIES INVESTMENT FIRM SINGLE MEMBER SA | 22/10/2006 | |
| | GREENPOST TRADING EUROPE LTD | 12/06/2023 | |
| | HELLENIC AMERICAN SECURITIES S.A. | 25/07/2014 | |
| | LEON DEPOLAS SECURITIES S.A. | 04/01/2016 | |
| | MERIT SECURITIES S.A | 03/09/2012 | |
| | NATIONAL SECURITIES SINGLE MEMBER SA | 02/01/1900 | |
| | PIRAEUS SECURITIES S. A. | 28/05/2009 | |
| ALPHA TRUST (CR) | | | Main Market |
| | EUROBANK EQUITIES INVESTMENT FIRM SINGLE MEMBER SA | 06/02/2023 | |
| | LEON DEPOLAS SECURITIES S.A. | 04/01/2021 | |
| ANDROMEDA SA (CR) | | | Main Market |
| | BETA SECURITIES S.A. | 15/02/2021 | |
| | OPTIMA BANK S.A. | 03/04/2023 | |
| ATTICA BANK S.A. (CR) | | | Main Market |
| | EUROXX SECURITIES S.A. | 22/01/2016 | |
| | PIRAEUS SECURITIES S. A. | 20/09/2017 | |
| AUSTRIACARD (CB) | | | Main Market |
| | BETA SECURITIES S.A. | 23/03/2023 | |
| | EUROBANK EQUITIES INVESTMENT FIRM SINGLE MEMBER SA | 15/05/2023 | |
| AUTOHELLAS SA (CR) | | | Main Market |
| | ALPHA FINANCE INVESTMENT SERVICES SINGLE MEMBER SA | 01/07/2019 | |
| | EUROXX SECURITIES S.A. | 02/07/2018 | |
| AVAX S.A. (CR) | | | Main Market |
| | EUROBANK EQUITIES INVESTMENT FIRM SINGLE MEMBER SA | 14/12/2015 | |
| | PIRAEUS SECURITIES S. A. | 01/02/2021 | |
| AVE (CR) | | | Main Market |
| | EUROXX SECURITIES S.A. | 05/06/2020 | |
| BRIQ PROPERTIES (CR) | | | Main Market |
| | EUROBANK EQUITIES INVESTMENT FIRM SINGLE MEMBER SA | 09/09/2019 | |
| | LEON DEPOLAS SECURITIES S.A. | 22/02/2021 | |
| CC HBC AG (CR) | | | Main Market |
| | BETA SECURITIES S.A. | 08/03/2021 | |
| | NATIONAL SECURITIES SINGLE MEMBER SA | 02/01/1900 | |
| | PIRAEUS SECURITIES S. A. | 04/05/2015 | |
| CENERGY HOLDINGS (CB) | | | Main Market |
| | ALPHA FINANCE INVESTMENT SERVICES SINGLE MEMBER SA | 02/01/2016 | |
| | EUROBANK EQUITIES INVESTMENT FIRM SINGLE MEMBER SA | 02/01/2016 | |
| | OPTIMA BANK S.A. | 14/03/2022 | |
| | PANTELAKIS SECURITIES S.A. | 27/12/2022 | |
| CNL CAPITAL (CR) | | | Main Market |
| | MERIT SECURITIES S.A | 01/10/2018 | |
| DIMAND (CR) | | | Main Market |
| | ALPHA FINANCE INVESTMENT SERVICES SINGLE MEMBER SA | 08/08/2022 | |
| | EUROBANK EQUITIES INVESTMENT FIRM SINGLE MEMBER SA | 08/08/2022 | |
| | PANTELAKIS SECURITIES S.A. | 15/05/2023 | |
| EKTER SA (CR) | | | Main Market |
| | BETA SECURITIES S.A. | 26/09/2022 | |
| | EUROBANK EQUITIES INVESTMENT FIRM SINGLE MEMBER SA | 16/10/2017 | |
| | LEON DEPOLAS SECURITIES S.A. | 21/05/2018 | |
| ELASTRON (CR) | | | Main Market |
| | LEON DEPOLAS SECURITIES S.A. | 20/02/2017 | |

List of Stocks under Market Making operations

| Securities | Stock Category |
|--|---------------------|
| Market Maker | Start Market Making |
| ELLAKTOR (CR) | Main Market |
| ALPHA FINANCE INVESTMENT SERVICES SINGLE MEMBER SA | 18/03/2019 |
| EUROBANK EQUITIES INVESTMENT FIRM SINGLE MEMBER SA | 01/06/2012 |
| EUROXX SECURITIES S.A. | 24/09/2018 |
| NATIONAL SECURITIES SINGLE MEMBER SA | 02/01/1900 |
| PIRAEUS SECURITIES S. A. | 22/10/2018 |
| ELTON SA (CR) | Main Market |
| BETA SECURITIES S.A. | 03/09/2012 |
| EUROBANK EQUITIES INVESTMENT FIRM SINGLE MEMBER SA | 28/11/2022 |
| OPTIMA BANK S.A. | 30/01/2023 |
| ELVALHALCOR (CR) | Main Market |
| ALPHA FINANCE INVESTMENT SERVICES SINGLE MEMBER SA | 07/05/2018 |
| BETA SECURITIES S.A. | 09/01/2023 |
| EUROBANK EQUITIES INVESTMENT FIRM SINGLE MEMBER SA | 07/05/2018 |
| ENTERSOFT (CR) | Main Market |
| ALPHA FINANCE INVESTMENT SERVICES SINGLE MEMBER SA | 23/03/2023 |
| EUROBANK EQUITIES INVESTMENT FIRM SINGLE MEMBER SA | 22/06/2020 |
| EUROBANK HOLDINGS (CR) | Main Market |
| ALPHA FINANCE INVESTMENT SERVICES SINGLE MEMBER SA | 09/01/2006 |
| EUROBANK EQUITIES INVESTMENT FIRM SINGLE MEMBER SA | 01/06/2012 |
| GREENPOST TRADING EUROPE LTD | 12/06/2023 |
| HELLENIC AMERICAN SECURITIES S.A. | 25/07/2014 |
| LEON DEPOLAS SECURITIES S.A. | 30/11/2018 |
| MERIT SECURITIES S.A. | 06/11/2017 |
| NATIONAL SECURITIES SINGLE MEMBER SA | 02/01/1900 |
| PIRAEUS SECURITIES S. A. | 28/09/2009 |
| EUROCONSULTANTS S.A. (CR) | Main Market |
| OPTIMA BANK S.A. | 01/02/2023 |
| EYDAP S.A. (CR) | Main Market |
| ALPHA FINANCE INVESTMENT SERVICES SINGLE MEMBER SA | 27/01/2020 |
| EUROBANK EQUITIES INVESTMENT FIRM SINGLE MEMBER SA | 10/06/2019 |
| FOURLIS (CR) | Main Market |
| EUROBANK EQUITIES INVESTMENT FIRM SINGLE MEMBER SA | 01/12/2016 |
| PIRAEUS SECURITIES S. A. | 06/03/2017 |
| GEK TERNA (CR) | Main Market |
| BETA SECURITIES S.A. | 08/03/2021 |
| EUROBANK EQUITIES INVESTMENT FIRM SINGLE MEMBER SA | 24/05/2021 |
| PIRAEUS SECURITIES S. A. | 29/08/2019 |
| GR. SARANTIS S.A. (CR) | Main Market |
| BETA SECURITIES S.A. | 14/05/2012 |
| EUROBANK EQUITIES INVESTMENT FIRM SINGLE MEMBER SA | 24/10/2016 |
| HELLENIC EXCHANGES-A.S.E. (CR) | Main Market |
| HELLENIC AMERICAN SECURITIES S.A. | 01/09/2014 |
| NATIONAL SECURITIES SINGLE MEMBER SA | 02/01/1900 |
| PIRAEUS SECURITIES S. A. | 04/05/2015 |
| HELLENIQ ENERGY (CR) | Main Market |
| HELLENIC AMERICAN SECURITIES S.A. | 14/09/2015 |
| PIRAEUS SECURITIES S. A. | 20/03/2017 |
| IDEAL HOLDINGS (CR) | Main Market |
| EUROBANK EQUITIES INVESTMENT FIRM SINGLE MEMBER SA | 07/06/2021 |
| PIRAEUS SECURITIES S. A. | 07/06/2021 |
| INTERCONTINENTAL (CR) | Main Market |
| LEON DEPOLAS SECURITIES S.A. | 03/06/2019 |
| INTERLIFE G.C.I.(CR) | Main Market |
| BETA SECURITIES S.A. | 24/10/2022 |
| INTERWOOD-XYLEMPORIA (CR) | Main Market |
| EUROBANK EQUITIES INVESTMENT FIRM SINGLE MEMBER SA | 05/07/2021 |
| PANTELAKIS SECURITIES S.A. | 01/07/2021 |
| INTRAKAT (CR) | Main Market |
| BETA SECURITIES S.A. | 04/10/2021 |
| PANTELAKIS SECURITIES S.A. | 10/10/2022 |
| JUMBO SA (CR) | Main Market |
| BETA SECURITIES S.A. | 01/02/2021 |
| EUROBANK EQUITIES INVESTMENT FIRM SINGLE MEMBER SA | 25/05/2020 |
| GREENPOST TRADING EUROPE LTD | 12/06/2023 |
| MERIT SECURITIES S.A. | 06/11/2017 |
| PIRAEUS SECURITIES S. A. | 06/03/2017 |
| KLOUKINAS - LAPPAS SA (CR) | Main Market |
| OPTIMA BANK S.A. | 02/01/2023 |

List of Stocks under Market Making operations

| Securities | Stock Category |
|--|---------------------|
| Market Maker | Start Market Making |
| KRI-KRI S.A. (CR) | Main Market |
| EUROBANK EQUITIES INVESTMENT FIRM SINGLE MEMBER SA | 07/05/2018 |
| LEON DEPOLAS SECURITIES S.A. | 16/01/2017 |
| LAMDA DEVELOPMENT SA (CR) | Main Market |
| EUROBANK EQUITIES INVESTMENT FIRM SINGLE MEMBER SA | 08/12/2014 |
| PANTELAKIS SECURITIES S.A. | 06/11/2017 |
| PIRAEUS SECURITIES S. A. | 29/06/2017 |
| LAMPSA HOTEL SA (CR) | Main Market |
| LEON DEPOLAS SECURITIES S.A. | 16/01/2017 |
| MIG (CR) | Main Market |
| PIRAEUS SECURITIES S. A. | 02/02/2009 |
| MOTOR OIL (CR) | Main Market |
| BETA SECURITIES S.A. | 08/03/2021 |
| EUROBANK EQUITIES INVESTMENT FIRM SINGLE MEMBER SA | 22/10/2006 |
| GREENPOST TRADING EUROPE LTD | 12/06/2023 |
| LEON DEPOLAS SECURITIES S.A. | 01/04/2019 |
| MERIT SECURITIES S.A | 25/02/2019 |
| NATIONAL SECURITIES SINGLE MEMBER SA | 02/01/1900 |
| PIRAEUS SECURITIES S. A. | 04/05/2015 |
| MPLE KEDROS (CR) | Main Market |
| MERIT SECURITIES S.A | 30/09/2022 |
| MYTILINEOS (CR) | Main Market |
| ALPHA FINANCE INVESTMENT SERVICES SINGLE MEMBER SA | 15/04/2019 |
| BETA SECURITIES S.A. | 11/04/2022 |
| EUROBANK EQUITIES INVESTMENT FIRM SINGLE MEMBER SA | 20/09/2017 |
| GREENPOST TRADING EUROPE LTD | 12/06/2023 |
| MERIT SECURITIES S.A | 25/02/2019 |
| NATIONAL SECURITIES SINGLE MEMBER SA | 02/01/1900 |
| PIRAEUS SECURITIES S. A. | 04/05/2015 |
| NATIONAL BANK (CR) | Main Market |
| ALPHA FINANCE INVESTMENT SERVICES SINGLE MEMBER SA | 09/01/2006 |
| EUROBANK EQUITIES INVESTMENT FIRM SINGLE MEMBER SA | 22/10/2006 |
| GREENPOST TRADING EUROPE LTD | 12/06/2023 |
| HELLENIC AMERICAN SECURITIES S.A. | 25/07/2014 |
| LEON DEPOLAS SECURITIES S.A. | 20/05/2015 |
| MERIT SECURITIES S.A | 03/09/2012 |
| NATIONAL SECURITIES SINGLE MEMBER SA | 02/01/1900 |
| PIRAEUS SECURITIES S. A. | 08/09/2008 |
| OPAP (CR) | Main Market |
| ALPHA FINANCE INVESTMENT SERVICES SINGLE MEMBER SA | 09/01/2006 |
| BETA SECURITIES S.A. | 11/04/2022 |
| EUROBANK EQUITIES INVESTMENT FIRM SINGLE MEMBER SA | 22/10/2006 |
| GREENPOST TRADING EUROPE LTD | 12/06/2023 |
| HELLENIC AMERICAN SECURITIES S.A. | 25/07/2014 |
| MERIT SECURITIES S.A | 20/03/2017 |
| NATIONAL SECURITIES SINGLE MEMBER SA | 02/01/1900 |
| PIRAEUS SECURITIES S. A. | 04/05/2015 |
| OTE (CR) | Main Market |
| ALPHA FINANCE INVESTMENT SERVICES SINGLE MEMBER SA | 09/01/2006 |
| BETA SECURITIES S.A. | 11/04/2022 |
| EUROBANK EQUITIES INVESTMENT FIRM SINGLE MEMBER SA | 22/10/2006 |
| GREENPOST TRADING EUROPE LTD | 12/06/2023 |
| HELLENIC AMERICAN SECURITIES S.A. | 25/07/2014 |
| LEON DEPOLAS SECURITIES S.A. | 20/04/2015 |
| MERIT SECURITIES S.A | 20/03/2017 |
| NATIONAL SECURITIES SINGLE MEMBER SA | 02/01/1900 |
| PIRAEUS SECURITIES S. A. | 08/09/2008 |
| P.P.A. S.A. (CR) | Main Market |
| EUROBANK EQUITIES INVESTMENT FIRM SINGLE MEMBER SA | 06/02/2019 |
| PAPOUTSANIS (CR) | Main Market |
| BETA SECURITIES S.A. | 25/11/2013 |
| PETROPOULOS PETROS (CR) | Main Market |
| EUROBANK EQUITIES INVESTMENT FIRM SINGLE MEMBER SA | 01/04/2019 |
| PANTELAKIS SECURITIES S.A. | 16/03/2020 |

List of Stocks under Market Making operations

| Securities | Stock Category |
|--|---------------------|
| Market Maker | Start Market Making |
| PIRAEUS FINANCIAL HOLD (CR) | Main Market |
| ALPHA FINANCE INVESTMENT SERVICES SINGLE MEMBER SA | 15/04/2019 |
| EUROBANK EQUITIES INVESTMENT FIRM SINGLE MEMBER SA | 22/10/2006 |
| EUROXX SECURITIES S.A. | 15/02/2016 |
| GREENPOST TRADING EUROPE LTD | 12/06/2023 |
| HELLENIC AMERICAN SECURITIES S.A. | 25/07/2014 |
| LEON DEPOLAS SECURITIES S.A. | 30/11/2018 |
| MERIT SECURITIES S.A | 16/09/2013 |
| NATIONAL SECURITIES SINGLE MEMBER SA | 02/01/1900 |
| PIRAEUS SECURITIES S. A. | 16/02/2009 |
| PPC (CR) | Main Market |
| ALPHA FINANCE INVESTMENT SERVICES SINGLE MEMBER SA | 09/01/2006 |
| BETA SECURITIES S.A. | 01/02/2021 |
| EUROBANK EQUITIES INVESTMENT FIRM SINGLE MEMBER SA | 22/10/2006 |
| GREENPOST TRADING EUROPE LTD | 12/06/2023 |
| HELLENIC AMERICAN SECURITIES S.A. | 01/09/2014 |
| MERIT SECURITIES S.A | 06/11/2017 |
| NATIONAL SECURITIES SINGLE MEMBER SA | 02/01/1900 |
| PIRAEUS SECURITIES S. A. | 28/09/2009 |
| PREMA (CR) | Main Market |
| BETA SECURITIES S.A. | 01/06/2021 |
| LEON DEPOLAS SECURITIES S.A. | 05/12/2022 |
| PANTELAKIS SECURITIES S.A. | 23/12/2021 |
| PROFILE SA (CR) | Main Market |
| OPTIMA BANK S.A. | 03/04/2023 |
| PANTELAKIS SECURITIES S.A. | 01/07/2019 |
| QUALITY & RELIABILITY SA (CR) | Main Market |
| OPTIMA BANK S.A. | 03/01/2023 |
| QUEST HOLDINGS (CR) | Main Market |
| BETA SECURITIES S.A. | 26/03/2018 |
| EUROBANK EQUITIES INVESTMENT FIRM SINGLE MEMBER SA | 28/01/2019 |
| SIDMA STEEL (CR) | Main Market |
| LEON DEPOLAS SECURITIES S.A. | 06/06/2022 |
| OPTIMA BANK S.A. | 25/05/2023 |
| SPACE HELLAS SA (CR) | Main Market |
| MERIT SECURITIES S.A | 09/12/2022 |
| TECHNICAL OLYMPIC SA (CR) | Main Market |
| BETA SECURITIES S.A. | 04/04/2022 |
| TERNA ENERGY (CR) | Main Market |
| EUROBANK EQUITIES INVESTMENT FIRM SINGLE MEMBER SA | 24/05/2021 |
| PIRAEUS SECURITIES S. A. | 09/12/2019 |
| THRACE PLASTICS SA (CR) | Main Market |
| ALPHA FINANCE INVESTMENT SERVICES SINGLE MEMBER SA | 26/03/2018 |
| EUROBANK EQUITIES INVESTMENT FIRM SINGLE MEMBER SA | 26/03/2018 |
| TITAN CEMENT (CB) | Main Market |
| BETA SECURITIES S.A. | 01/02/2021 |
| EUROBANK EQUITIES INVESTMENT FIRM SINGLE MEMBER SA | 06/11/2019 |
| PIRAEUS SECURITIES S. A. | 18/01/2021 |
| TZIRAKIAN PROFIL (CR) | Main Market |
| LEON DEPOLAS SECURITIES S.A. | 19/07/2021 |
| VIOHALCO SA/NV (CB) | Main Market |
| ALPHA FINANCE INVESTMENT SERVICES SINGLE MEMBER SA | 11/03/2008 |
| EUROBANK EQUITIES INVESTMENT FIRM SINGLE MEMBER SA | 04/03/2014 |
| MERIT SECURITIES S.A | 17/03/2014 |

| Underlying Asset | | | | Derivatives Market | | | | | | | | | | | | | |
|---|-----------|---------------|--------|--------------------|------------|-----------|-----------|------------|---------------|----------|----------|---------------|-----------|----------|--------|--------|---------------|
| Price max | Price min | Closing price | change | Delivery Month | Open price | Price max | Price min | Last price | Closing price | Last Bid | Last Ask | Fixing price* | Life high | Life low | Trades | Volume | Open Interest |
| FTSE/Athex Large Cap (Trade Unit: 1 Index Point x 2E, Cash Settlement) | | | | | | | | | | | | | | | | | |
| 3,084.90 | 3,053.26 | 3,079.06 | 0.24% | June 2023 | 3,076.00 | 3,078.25 | 3,052.75 | 3,078.25 | 3,078.25 | --- | --- | --- | 3,100.00 | --- | 107 | 1,520 | 5,241 |
| | | | | July 2023 | 3,070.00 | 3,070.00 | 3,036.50 | 3,059.00 | 3,059.00 | --- | --- | --- | 3,089.00 | --- | 66 | 1,260 | 1,631 |
| | | | | August 2023 | 3,048.50 | 3,048.50 | 3,044.25 | 3,044.25 | 3,044.25 | --- | --- | --- | 3,048.50 | --- | 2 | 40 | --- |
| | | | | September 2023 | --- | --- | --- | --- | 3,087.75 | --- | --- | --- | --- | --- | --- | --- | --- |
| | | | | December 2023 | --- | --- | --- | --- | 3,103.25 | --- | --- | --- | --- | --- | --- | --- | --- |
| | | | | March 2024 | --- | --- | --- | --- | 3,118.75 | --- | --- | --- | --- | --- | --- | --- | --- |
| FTSE/Athex Banks (Trade Unit: 1 Index Point x 15E, Cash Settlement) | | | | | | | | | | | | | | | | | |
| 1,033.45 | 1,013.81 | 1,024.44 | -0.01% | June 2023 | 1,028.50 | 1,028.50 | 1,015.00 | 1,015.00 | 1,015.00 | --- | --- | --- | 1,035.00 | --- | 6 | 326 | 1,208 |
| | | | | September 2023 | 1,035.50 | 1,042.50 | 1,029.00 | 1,029.00 | 1,029.00 | --- | --- | --- | 1,052.25 | --- | 7 | 331 | 450 |
| | | | | December 2023 | --- | --- | --- | --- | 1,035.00 | --- | --- | --- | --- | --- | --- | --- | --- |
| | | | | March 2024 | --- | --- | --- | --- | 1,040.25 | --- | --- | --- | --- | --- | --- | --- | --- |
| MSCI GREECE REBASED (Trade Unit: 1 Index Point x 2E, Cash Settlement) | | | | | | | | | | | | | | | | | |
| 4,903.24 | 4,849.56 | 4,892.31 | 0.30% | June 2023 | 4,868.00 | 4,868.00 | 4,868.00 | 4,868.00 | 4,868.00 | --- | --- | --- | 4,901.00 | --- | 1 | 5 | 159 |
| | | | | July 2023 | --- | --- | --- | --- | 4,790.25 | --- | --- | --- | 4,848.25 | --- | --- | --- | 30 |
| | | | | August 2023 | --- | --- | --- | --- | 4,799.00 | --- | --- | --- | 4,563.50 | --- | --- | --- | 20 |
| | | | | September 2023 | --- | --- | --- | --- | 4,903.75 | --- | --- | --- | --- | --- | --- | --- | --- |
| | | | | December 2023 | --- | --- | --- | --- | 4,928.25 | --- | --- | --- | --- | --- | --- | --- | --- |
| | | | | March 2024 | --- | --- | --- | --- | 4,953.00 | --- | --- | --- | --- | --- | --- | --- | --- |

Derivatives notes

Fixing prices and final open positions can be retrieved from the following path <http://www.helex.gr/el/web/guest/statistics-end-of-day-derivatives>

| Underlying Asset | | | | Derivatives Market | | | | | | | | | | | | | |
|--|-----------|---------------|--------|--------------------|------------|-----------|-----------|------------|---------------|----------|----------|---------------|-----------|----------|--------|--------|---------------|
| Price max | Price min | Closing price | change | Delivery Month | Open price | Price max | Price min | Last price | Closing price | Last Bid | Last Ask | Fixing price* | Life high | Life low | Trades | Volume | Open Interest |
| ADMIE (IPTO) HOLDING S.A. (CR) | | | | | | | | | | | | | | | | | |
| (Contract Size: 100 Securities, Physical Delivery) | | | | | | | | | | | | | | | | | |
| 2.05 | 1.998 | 2.05 | 2.50% | June 2023 | 2.02 | 2.04 | 1.99 | 2.04 | 2.04 | --- | --- | --- | 2.04 | --- | 73 | 1,708 | 9,024 |
| | | | | September 2023 | 2.00 | 2.06 | 1.96 | 2.06 | 2.06 | --- | --- | --- | 2.06 | --- | 69 | 1,636 | 6,469 |
| | | | | December 2023 | --- | --- | --- | --- | 2.02 | --- | --- | --- | --- | --- | --- | --- | --- |
| | | | | March 2024 | --- | --- | --- | --- | 2.03 | --- | --- | --- | --- | --- | --- | --- | --- |
| AEGEAN AIRLINES (CR) | | | | | | | | | | | | | | | | | |
| (Contract Size: 100 Securities, Physical Delivery) | | | | | | | | | | | | | | | | | |
| 10.3 | 10.08 | 10.2 | 2.20% | June 2023 | 10.18 | 10.27 | 10.15 | 10.26 | 10.26 | --- | --- | --- | 10.27 | --- | 25 | 380 | 1,144 |
| | | | | September 2023 | 10.18 | 10.42 | 10.18 | 10.36 | 10.36 | --- | --- | --- | 10.42 | --- | 107 | 820 | 3,870 |
| | | | | December 2023 | --- | --- | --- | --- | 10.08 | --- | --- | --- | --- | --- | --- | --- | --- |
| | | | | March 2024 | --- | --- | --- | --- | 10.13 | --- | --- | --- | --- | --- | --- | --- | --- |
| ALPHA SERVICES HOLD (CR) | | | | | | | | | | | | | | | | | |
| (Contract Size: 100 Securities, Physical Delivery) | | | | | | | | | | | | | | | | | |
| 1.59 | 1.548 | 1.564 | -0.57% | June 2023 | 1.58 | 1.59 | 1.55 | 1.56 | 1.56 | --- | --- | --- | 1.60 | --- | 235 | 22,132 | 130,757 |
| | | | | September 2023 | 1.61 | 1.62 | 1.57 | 1.58 | 1.58 | --- | --- | --- | 1.63 | --- | 292 | 29,341 | 99,158 |
| | | | | December 2023 | --- | --- | --- | --- | 1.63 | --- | --- | --- | 1.65 | --- | --- | --- | 200 |
| | | | | March 2024 | --- | --- | --- | --- | 1.60 | --- | --- | --- | --- | --- | --- | --- | --- |
| AUTOHELLAS SA (CR) | | | | | | | | | | | | | | | | | |
| (Contract Size: 100 Securities, Physical Delivery) | | | | | | | | | | | | | | | | | |
| 14.42 | 14.16 | 14.24 | -1.79% | June 2023 | 14.40 | 14.40 | 14.40 | 14.40 | 14.40 | --- | --- | --- | 14.70 | --- | 1 | 1 | 62 |
| | | | | September 2023 | 14.45 | 14.45 | 14.39 | 14.39 | 14.39 | --- | --- | --- | 14.56 | --- | 2 | 2 | 42 |
| | | | | December 2023 | --- | --- | --- | --- | 14.65 | --- | --- | --- | --- | --- | --- | --- | --- |
| | | | | March 2024 | --- | --- | --- | --- | 14.72 | --- | --- | --- | --- | --- | --- | --- | --- |
| AVAX S.A. (CR) | | | | | | | | | | | | | | | | | |
| (Contract Size: 100 Securities, Physical Delivery) | | | | | | | | | | | | | | | | | |
| 1.222 | 1.184 | 1.218 | 2.01% | June 2023 | --- | --- | --- | --- | 1.19 | --- | --- | --- | 1.18 | --- | --- | --- | 173 |
| | | | | September 2023 | 1.18 | 1.22 | 1.18 | 1.22 | 1.22 | --- | --- | --- | 1.22 | --- | 11 | 35 | 742 |
| | | | | December 2023 | --- | --- | --- | --- | 1.21 | --- | --- | --- | --- | --- | --- | --- | --- |
| | | | | March 2024 | --- | --- | --- | --- | 1.21 | --- | --- | --- | --- | --- | --- | --- | --- |
| CC HBC AG (CR) | | | | | | | | | | | | | | | | | |
| (Contract Size: 100 Securities, Physical Delivery) | | | | | | | | | | | | | | | | | |
| 27.38 | 27.05 | 27.3 | -0.40% | June 2023 | 27.16 | 27.35 | 27.15 | 27.35 | 27.35 | --- | --- | --- | 28.84 | --- | 4 | 4 | 220 |
| | | | | September 2023 | 27.44 | 27.44 | 27.25 | 27.39 | 27.39 | --- | --- | --- | 28.08 | --- | 16 | 46 | 219 |
| | | | | December 2023 | --- | --- | --- | --- | 27.69 | --- | --- | --- | --- | --- | --- | --- | --- |
| | | | | March 2024 | --- | --- | --- | --- | 27.83 | --- | --- | --- | --- | --- | --- | --- | --- |
| CENERGY HOLDINGS (CB) | | | | | | | | | | | | | | | | | |
| (Contract Size: 100 Securities, Physical Delivery) | | | | | | | | | | | | | | | | | |
| 6 | 5.86 | 5.98 | 0.50% | June 2023 | 5.93 | 5.96 | 5.88 | 5.93 | 5.93 | --- | --- | --- | 6.03 | --- | 72 | 3,117 | 4,585 |
| | | | | September 2023 | 5.95 | 6.01 | 5.89 | 5.97 | 5.97 | --- | --- | --- | 6.06 | --- | 60 | 3,060 | 1,559 |
| | | | | December 2023 | --- | --- | --- | --- | 6.01 | --- | --- | --- | --- | --- | --- | --- | --- |
| | | | | March 2024 | --- | --- | --- | --- | 6.04 | --- | --- | --- | --- | --- | --- | --- | --- |

Derivatives notes

Fixing prices and final open positions can be retrieved from the following path <http://www.helex.gr/el/web/guest/statistics-end-of-day-derivatives>

| Underlying Asset | | | | Derivatives Market | | | | | | | | | | | | | |
|---------------------------------------|-----------|---------------|--------|--|------------|-----------|-----------|------------|---------------|----------|----------|---------------|-----------|----------|--------|--------|---------------|
| Price max | Price min | Closing price | change | Delivery Month | Open price | Price max | Price min | Last price | Closing price | Last Bid | Last Ask | Fixing price* | Life high | Life low | Trades | Volume | Open Interest |
| ELLAKTOR (CR) | | | | (Contract Size: 100 Securities, Physical Delivery) | | | | | | | | | | | | | |
| 2.39 | 2.285 | 2.3 | 0.88% | June 2023 | 2.34 | 2.35 | 2.29 | 2.31 | 2.31 | --- | --- | --- | 2.41 | --- | 20 | 126 | 468 |
| | | | | September 2023 | 2.30 | 2.33 | 2.29 | 2.33 | 2.33 | --- | --- | --- | 2.41 | --- | 8 | 62 | 366 |
| | | | | December 2023 | --- | --- | --- | --- | 2.30 | --- | --- | --- | --- | --- | --- | --- | --- |
| | | | | March 2024 | --- | --- | --- | --- | 2.32 | --- | --- | --- | --- | --- | --- | --- | --- |
| ELVALHALCOR (CR) | | | | (Contract Size: 100 Securities, Physical Delivery) | | | | | | | | | | | | | |
| 1.982 | 1.94 | 1.978 | 0.10% | June 2023 | 1.96 | 1.96 | 1.93 | 1.96 | 1.96 | --- | --- | --- | 1.99 | --- | 14 | 103 | 1,065 |
| | | | | September 2023 | 1.98 | 1.99 | 1.91 | 1.93 | 1.93 | --- | --- | --- | 1.99 | --- | 18 | 141 | 1,118 |
| | | | | December 2023 | --- | --- | --- | --- | 2.00 | --- | --- | --- | --- | --- | --- | --- | --- |
| | | | | March 2024 | --- | --- | --- | --- | 2.01 | --- | --- | --- | --- | --- | --- | --- | --- |
| EUROBANK HOLDINGS (CR) | | | | (Contract Size: 100 Securities, Physical Delivery) | | | | | | | | | | | | | |
| 1.5465 | 1.507 | 1.5265 | -0.23% | June 2023 | 1.54 | 1.54 | 1.51 | 1.52 | 1.52 | --- | --- | --- | 1.71 | --- | 91 | 8,062 | 38,504 |
| | | | | September 2023 | 1.56 | 1.56 | 1.53 | 1.53 | 1.53 | --- | --- | --- | 1.58 | --- | 84 | 5,396 | 17,817 |
| | | | | December 2023 | --- | --- | --- | --- | 1.55 | --- | --- | --- | --- | --- | --- | --- | --- |
| | | | | March 2024 | --- | --- | --- | --- | 1.55 | --- | --- | --- | --- | --- | --- | --- | --- |
| EYDAP S.A. (CR) | | | | (Contract Size: 100 Securities, Physical Delivery) | | | | | | | | | | | | | |
| 6.94 | 6.82 | 6.93 | 0.87% | June 2023 | 6.83 | 6.90 | 6.82 | 6.90 | 6.90 | --- | --- | --- | 6.95 | --- | 6 | 24 | 467 |
| | | | | September 2023 | 6.98 | 6.99 | 6.93 | 6.99 | 6.99 | --- | --- | --- | 7.03 | --- | 11 | 49 | 147 |
| | | | | December 2023 | --- | --- | --- | --- | 6.94 | --- | --- | --- | --- | --- | --- | --- | --- |
| | | | | March 2024 | --- | --- | --- | --- | 6.98 | --- | --- | --- | --- | --- | --- | --- | --- |
| FOURLIS (CR) | | | | (Contract Size: 100 Securities, Physical Delivery) | | | | | | | | | | | | | |
| 4.5 | 4.4 | 4.42 | -0.34% | June 2023 | 4.44 | 4.44 | 4.40 | 4.43 | 4.43 | --- | --- | --- | 4.55 | --- | 20 | 179 | 872 |
| | | | | September 2023 | 4.39 | 4.40 | 4.37 | 4.38 | 4.38 | --- | --- | --- | 4.45 | --- | 11 | 151 | 223 |
| | | | | December 2023 | --- | --- | --- | --- | 4.48 | --- | --- | --- | --- | --- | --- | --- | --- |
| | | | | March 2024 | --- | --- | --- | --- | 4.50 | --- | --- | --- | --- | --- | --- | --- | --- |
| GEK TERNA (CR) | | | | (Contract Size: 100 Securities, Physical Delivery) | | | | | | | | | | | | | |
| 14.1 | 13.84 | 14 | 0.72% | June 2023 | 13.98 | 14.00 | 13.90 | 14.00 | 14.00 | --- | --- | --- | 14.34 | --- | 12 | 146 | 4,845 |
| | | | | September 2023 | 14.06 | 14.12 | 14.06 | 14.12 | 14.12 | --- | --- | --- | 14.48 | --- | 5 | 119 | 4,121 |
| | | | | December 2023 | --- | --- | --- | --- | 14.04 | --- | --- | --- | --- | --- | --- | --- | --- |
| | | | | March 2024 | --- | --- | --- | --- | 14.11 | --- | --- | --- | --- | --- | --- | --- | --- |
| HELLENIC EXCHANGES-A.S.E. (CR) | | | | (Contract Size: 100 Securities, Physical Delivery) | | | | | | | | | | | | | |
| 5.15 | 5.05 | 5.05 | 0.00% | June 2023 | 4.89 | 5.00 | 4.89 | 4.94 | 4.94 | --- | --- | --- | 5.18 | --- | 72 | 894 | 2,024 |
| | | | | September 2023 | 5.09 | 5.09 | 4.95 | 5.04 | 5.04 | --- | --- | --- | 5.19 | --- | 110 | 1,115 | 2,151 |
| | | | | December 2023 | --- | --- | --- | --- | 5.10 | --- | --- | --- | --- | --- | --- | --- | --- |
| | | | | March 2024 | --- | --- | --- | --- | 5.13 | --- | --- | --- | --- | --- | --- | --- | --- |

Derivatives notes

Fixing prices and final open positions can be retrieved from the following path <http://www.helex.gr/el/web/guest/statistics-end-of-day-derivatives>

| Underlying Asset | | | | | Derivatives Market | | | | | | | | | | | | | |
|--|-----------|---------------|--------|----------------|--------------------|-----------|-----------|------------|---------------|----------|----------|---------------|-----------|----------|--------|--------|---------------|--|
| Price max | Price min | Closing price | change | Delivery Month | Open price | Price max | Price min | Last price | Closing price | Last Bid | Last Ask | Fixing price* | Life high | Life low | Trades | Volume | Open Interest | |
| HELLENIQ ENERGY (CR) | | | | | | | | | | | | | | | | | | |
| (Contract Size: 100 Securities, Physical Delivery) | | | | | | | | | | | | | | | | | | |
| 8.12 | 8.02 | 8.08 | 0.37% | June 2023 | 8.05 | 8.09 | 8.04 | 8.07 | 8.07 | --- | --- | --- | 8.12 | --- | 40 | 647 | 1,344 | |
| | | | | September 2023 | 7.69 | 7.72 | 7.66 | 7.66 | 7.66 | --- | --- | --- | 8.11 | --- | 12 | 547 | 125 | |
| | | | | December 2023 | --- | --- | --- | --- | 8.13 | --- | --- | --- | --- | --- | --- | --- | --- | |
| | | | | March 2024 | --- | --- | --- | --- | 8.17 | --- | --- | --- | --- | --- | --- | --- | --- | |
| INTRACOM HOLDINGS (CR) | | | | | | | | | | | | | | | | | | |
| (Contract Size: 100 Securities, Physical Delivery) | | | | | | | | | | | | | | | | | | |
| 2.115 | 2.02 | 2.1 | 3.70% | June 2023 | 2.02 | 2.10 | 2.02 | 2.09 | 2.09 | --- | --- | --- | 2.10 | --- | 65 | 711 | 3,544 | |
| | | | | September 2023 | 2.05 | 2.14 | 2.05 | 2.11 | 2.11 | --- | --- | --- | 2.14 | --- | 58 | 606 | 947 | |
| | | | | December 2023 | --- | --- | --- | --- | 2.05 | --- | --- | --- | --- | --- | --- | --- | --- | |
| | | | | March 2024 | --- | --- | --- | --- | 2.06 | --- | --- | --- | --- | --- | --- | --- | --- | |
| INTRAKAT (CR) | | | | | | | | | | | | | | | | | | |
| (Contract Size: 100 Securities, Physical Delivery) | | | | | | | | | | | | | | | | | | |
| 1.936 | 1.916 | 1.93 | 0.00% | June 2023 | 1.93 | 1.93 | 1.91 | 1.93 | 1.93 | --- | --- | --- | 1.93 | --- | 34 | 2,168 | 5,781 | |
| | | | | September 2023 | 1.94 | 1.96 | 1.94 | 1.96 | 1.96 | --- | --- | --- | 1.97 | --- | 29 | 2,008 | 5,010 | |
| | | | | December 2023 | --- | --- | --- | --- | 1.95 | --- | --- | --- | --- | --- | --- | --- | --- | |
| | | | | March 2024 | --- | --- | --- | --- | 1.96 | --- | --- | --- | --- | --- | --- | --- | --- | |
| JUMBO SA (CR) | | | | | | | | | | | | | | | | | | |
| (Contract Size: 100 Securities, Physical Delivery) | | | | | | | | | | | | | | | | | | |
| 24.54 | 24.1 | 24.2 | 0.17% | June 2023 | 23.85 | 24.25 | 23.85 | 24.25 | 24.25 | --- | --- | --- | 24.52 | --- | 5 | 12 | 390 | |
| | | | | September 2023 | 23.95 | 24.55 | 23.95 | 24.55 | 24.55 | --- | --- | --- | 24.55 | --- | 3 | 6 | 102 | |
| | | | | December 2023 | --- | --- | --- | --- | 24.41 | --- | --- | --- | --- | --- | --- | --- | --- | |
| | | | | March 2024 | --- | --- | --- | --- | 24.53 | --- | --- | --- | --- | --- | --- | --- | --- | |
| LAMDA DEVELOPMENT SA (CR) | | | | | | | | | | | | | | | | | | |
| (Contract Size: 100 Securities, Physical Delivery) | | | | | | | | | | | | | | | | | | |
| 6.78 | 6.6 | 6.66 | -0.82% | June 2023 | 6.75 | 6.75 | 6.63 | 6.64 | 6.64 | --- | --- | --- | 6.77 | --- | 41 | 2,647 | 4,480 | |
| | | | | September 2023 | 6.75 | 6.75 | 6.70 | 6.72 | 6.72 | --- | --- | --- | 6.84 | --- | 30 | 2,573 | 1,132 | |
| | | | | December 2023 | --- | --- | --- | --- | 6.78 | --- | --- | --- | --- | --- | --- | --- | --- | |
| | | | | March 2024 | --- | --- | --- | --- | 6.82 | --- | --- | --- | --- | --- | --- | --- | --- | |
| MIG (CR) | | | | | | | | | | | | | | | | | | |
| (Contract Size: 3 Securities, Physical Delivery) | | | | | | | | | | | | | | | | | | |
| 4.995 | 4.75 | 4.75 | -2.66% | June 2023 | 4.98 | 4.98 | 4.83 | 4.83 | 4.83 | --- | --- | --- | 5.80 | --- | 27 | 340 | 868 | |
| | | | | September 2023 | 4.79 | 4.79 | 4.76 | 4.76 | 4.76 | --- | --- | --- | 5.10 | --- | 3 | 3 | 79 | |
| | | | | December 2023 | --- | --- | --- | --- | 4.93 | --- | --- | --- | --- | --- | --- | --- | --- | |
| | | | | March 2024 | --- | --- | --- | --- | 4.96 | --- | --- | --- | --- | --- | --- | --- | --- | |
| MOTOR OIL (CR) | | | | | | | | | | | | | | | | | | |
| (Contract Size: 100 Securities, Physical Delivery) | | | | | | | | | | | | | | | | | | |
| 23.74 | 23.46 | 23.7 | 0.08% | June 2023 | 23.70 | 23.73 | 23.43 | 23.73 | 23.73 | --- | --- | --- | 25.05 | --- | 47 | 550 | 1,220 | |
| | | | | September 2023 | 22.76 | 22.90 | 22.59 | 22.80 | 22.80 | --- | --- | --- | 23.46 | --- | 29 | 485 | 523 | |
| | | | | December 2023 | --- | --- | --- | --- | 23.92 | --- | --- | --- | --- | --- | --- | --- | --- | |
| | | | | March 2024 | --- | --- | --- | --- | 24.04 | --- | --- | --- | --- | --- | --- | --- | --- | |

Derivatives notes

Fixing prices and final open positions can be retrieved from the following path <http://www.helex.gr/el/web/guest/statistics-end-of-day-derivatives>

| Underlying Asset | | | | Derivatives Market | | | | | | | | | | | | | |
|------------------------------------|-----------|---------------|--------|--|------------|-----------|-----------|------------|---------------|----------|----------|---------------|-----------|----------|--------|--------|---------------|
| Price max | Price min | Closing price | change | Delivery Month | Open price | Price max | Price min | Last price | Closing price | Last Bid | Last Ask | Fixing price* | Life high | Life low | Trades | Volume | Open Interest |
| MYTILINEOS (CR) | | | | (Contract Size: 100 Securities, Physical Delivery) | | | | | | | | | | | | | |
| 31.3 | 30.54 | 31.3 | 1.29% | June 2023 | 30.61 | 31.39 | 30.59 | 31.39 | 31.39 | --- | --- | --- | 31.50 | --- | 52 | 620 | 1,251 |
| | | | | September 2023 | 30.04 | 30.41 | 29.73 | 30.40 | 30.40 | --- | --- | --- | 30.71 | --- | 69 | 656 | 1,327 |
| | | | | December 2023 | --- | --- | --- | --- | 31.22 | --- | --- | --- | --- | --- | --- | --- | --- |
| | | | | March 2024 | --- | --- | --- | --- | 31.38 | --- | --- | --- | --- | --- | --- | --- | --- |
| NATIONAL BANK (CR) | | | | (Contract Size: 100 Securities, Physical Delivery) | | | | | | | | | | | | | |
| 5.98 | 5.88 | 5.976 | 0.78% | June 2023 | 5.99 | 5.99 | 5.88 | 5.97 | 5.97 | --- | --- | --- | 6.30 | --- | 143 | 3,056 | 16,886 |
| | | | | September 2023 | 5.94 | 6.01 | 5.93 | 5.99 | 5.99 | --- | --- | --- | 6.28 | --- | 75 | 1,842 | 6,202 |
| | | | | December 2023 | --- | --- | --- | --- | 5.99 | --- | --- | --- | --- | --- | --- | --- | --- |
| | | | | March 2024 | --- | --- | --- | --- | 6.02 | --- | --- | --- | --- | --- | --- | --- | --- |
| OPAP (CR) | | | | (Contract Size: 100 Securities, Physical Delivery) | | | | | | | | | | | | | |
| 16.39 | 16.08 | 16.39 | 0.86% | June 2023 | 16.22 | 16.40 | 16.22 | 16.40 | 16.40 | --- | --- | --- | 16.40 | --- | 19 | 117 | 1,121 |
| | | | | September 2023 | 16.16 | 16.46 | 16.16 | 16.46 | 16.46 | --- | --- | --- | 16.52 | --- | 5 | 32 | 1,024 |
| | | | | December 2023 | --- | --- | --- | --- | 16.42 | --- | --- | --- | --- | --- | --- | --- | --- |
| | | | | March 2024 | --- | --- | --- | --- | 16.50 | --- | --- | --- | --- | --- | --- | --- | --- |
| OTE (CR) | | | | (Contract Size: 100 Securities, Physical Delivery) | | | | | | | | | | | | | |
| 15.05 | 14.9 | 14.95 | 0.34% | June 2023 | 15.00 | 15.02 | 14.91 | 14.95 | 14.95 | --- | --- | --- | 15.20 | --- | 150 | 2,229 | 7,639 |
| | | | | September 2023 | 14.45 | 14.72 | 14.45 | 14.61 | 14.61 | --- | --- | --- | 14.87 | --- | 130 | 2,358 | 4,816 |
| | | | | December 2023 | --- | --- | --- | --- | 15.05 | --- | --- | --- | --- | --- | --- | --- | --- |
| | | | | March 2024 | --- | --- | --- | --- | 15.13 | --- | --- | --- | --- | --- | --- | --- | --- |
| P.P.A. S.A. (CR) | | | | (Contract Size: 100 Securities, Physical Delivery) | | | | | | | | | | | | | |
| 20.3 | 20 | 20.2 | 1.10% | June 2023 | 20.20 | 20.24 | 20.20 | 20.24 | 20.24 | --- | --- | --- | 20.43 | --- | 4 | 15 | 184 |
| | | | | September 2023 | --- | --- | --- | --- | 19.37 | --- | --- | --- | 19.67 | --- | --- | --- | 173 |
| | | | | December 2023 | --- | --- | --- | --- | 20.19 | --- | --- | --- | --- | --- | --- | --- | --- |
| | | | | March 2024 | --- | --- | --- | --- | 20.29 | --- | --- | --- | --- | --- | --- | --- | --- |
| PIRAEUS FINANCIAL HOLD (CR) | | | | (Contract Size: 100 Securities, Physical Delivery) | | | | | | | | | | | | | |
| 3.04 | 2.966 | 3.002 | 0.07% | June 2023 | 3.01 | 3.02 | 2.96 | 3.00 | 3.00 | --- | --- | --- | 3.02 | --- | 226 | 12,099 | 59,372 |
| | | | | September 2023 | 3.04 | 3.04 | 2.98 | 3.03 | 3.03 | --- | --- | --- | 3.04 | --- | 187 | 11,491 | 20,988 |
| | | | | December 2023 | --- | --- | --- | --- | 3.03 | --- | --- | --- | --- | --- | --- | --- | --- |
| | | | | March 2024 | --- | --- | --- | --- | 3.05 | --- | --- | --- | --- | --- | --- | --- | --- |
| PPC (CR) | | | | (Contract Size: 100 Securities, Physical Delivery) | | | | | | | | | | | | | |
| 10.26 | 10.07 | 10.25 | 0.29% | June 2023 | 10.23 | 10.25 | 10.10 | 10.23 | 10.23 | --- | --- | --- | 10.33 | --- | 145 | 4,448 | 15,431 |
| | | | | September 2023 | 10.31 | 10.36 | 10.23 | 10.36 | 10.36 | --- | --- | --- | 10.44 | --- | 131 | 4,302 | 7,989 |
| | | | | December 2023 | --- | --- | --- | --- | 10.33 | --- | --- | --- | --- | --- | --- | --- | --- |
| | | | | March 2024 | --- | --- | --- | --- | 10.38 | --- | --- | --- | --- | --- | --- | --- | --- |

Derivatives notes

Fixing prices and final open positions can be retrieved from the following path <http://www.helex.gr/el/web/guest/statistics-end-of-day-derivatives>

| Underlying Asset | | | | Derivatives Market | | | | | | | | | | | | | |
|----------------------------|-----------|---------------|--------|--|------------|-----------|-----------|------------|---------------|----------|----------|---------------|-----------|----------|--------|--------|---------------|
| Price max | Price min | Closing price | change | Delivery Month | Open price | Price max | Price min | Last price | Closing price | Last Bid | Last Ask | Fixing price* | Life high | Life low | Trades | Volume | Open Interest |
| QUEST HOLDINGS (CR) | | | | (Contract Size: 100 Securities, Physical Delivery) | | | | | | | | | | | | | |
| 6.15 | 6.05 | 6.1 | -0.81% | June 2023 | 6.09 | 6.14 | 6.04 | 6.14 | 6.14 | --- | --- | --- | 6.33 | --- | 15 | 71 | 184 |
| | | | | September 2023 | 5.93 | 5.93 | 5.91 | 5.91 | 5.91 | --- | --- | --- | 6.17 | --- | 3 | 26 | 39 |
| | | | | December 2023 | --- | --- | --- | --- | 6.21 | --- | --- | --- | --- | --- | --- | --- | --- |
| | | | | March 2024 | --- | --- | --- | --- | 6.24 | --- | --- | --- | --- | --- | --- | --- | --- |
| TERNA ENERGY (CR) | | | | (Contract Size: 100 Securities, Physical Delivery) | | | | | | | | | | | | | |
| 20.3 | 20 | 20.18 | -0.49% | June 2023 | 20.24 | 20.30 | 20.03 | 20.18 | 20.18 | --- | --- | --- | 20.98 | --- | 127 | 4,793 | 9,099 |
| | | | | September 2023 | 21.15 | 21.15 | 19.92 | 20.07 | 20.07 | --- | --- | --- | 21.15 | --- | 80 | 4,767 | 5,083 |
| | | | | December 2023 | --- | --- | --- | --- | 20.49 | --- | --- | --- | --- | --- | --- | --- | --- |
| | | | | March 2024 | --- | --- | --- | --- | 20.59 | --- | --- | --- | --- | --- | --- | --- | --- |
| TITAN CEMENT (CB) | | | | (Contract Size: 100 Securities, Physical Delivery) | | | | | | | | | | | | | |
| 16.7 | 16.56 | 16.7 | 0.60% | June 2023 | 16.57 | 16.61 | 16.57 | 16.60 | 16.60 | --- | --- | --- | 16.68 | --- | 23 | 60 | 500 |
| | | | | September 2023 | 16.26 | 16.31 | 16.20 | 16.23 | 16.23 | --- | --- | --- | 16.63 | --- | 11 | 26 | 38 |
| | | | | December 2023 | --- | --- | --- | --- | 16.77 | --- | --- | --- | --- | --- | --- | --- | --- |
| | | | | March 2024 | --- | --- | --- | --- | 16.86 | --- | --- | --- | --- | --- | --- | --- | --- |
| VIOHALCO SA/NV (CB) | | | | (Contract Size: 100 Securities, Physical Delivery) | | | | | | | | | | | | | |
| 5.91 | 5.75 | 5.84 | -0.51% | June 2023 | 5.86 | 5.89 | 5.78 | 5.83 | 5.83 | --- | --- | --- | 6.00 | --- | 56 | 2,716 | 3,852 |
| | | | | September 2023 | 5.85 | 5.87 | 5.74 | 5.79 | 5.79 | --- | --- | --- | 5.92 | --- | 49 | 2,682 | 1,329 |
| | | | | December 2023 | --- | --- | --- | --- | 5.93 | --- | --- | --- | --- | --- | --- | --- | --- |
| | | | | March 2024 | --- | --- | --- | --- | 5.96 | --- | --- | --- | --- | --- | --- | --- | --- |

Derivatives notes

Fixing prices and final open positions can be retrieved from the following path <http://www.helex.gr/el/web/guest/statistics-end-of-day-derivatives>

FTSE/Athex Large Cap

(Trade Unit: 1 Index Point x 2€ - Exercise Style: European, Cash Settlement)

| Call Options | | | | | | | | | | | | | | | | Put Options | | | | | | | | | | | | | | | | | |
|----------------|------------|-----------|-----------|------------|---------------|--------|---------------|------------|-----------|-----------|------------|---------------|--------|---------------|--------------|---------------|------------|-----------|-----------|------------|---------------|--------|---------------|------------|-----------|-----------|------------|---------------|--------|---------------|--------------|---------------|----------------|
| Exercise Price | June 2023 | | | | | | | July 2023 | | | | | | | Other Months | | June 2023 | | | | | | | July 2023 | | | | | | | Other Months | | Exercise Price |
| | Open price | Price max | Price min | Last price | Closing price | Volume | Open Interest | Open price | Price max | Price min | Last price | Closing price | Volume | Open Interest | Volume | Open Interest | Open price | Price max | Price min | Last price | Closing price | Volume | Open Interest | Open price | Price max | Price min | Last price | Closing price | Volume | Open Interest | Volume | Open Interest | |
| 1,725 | 0.00 | 0.00 | 0.00 | - | 1,351.00 | - | - | - | - | - | - | - | - | - | - | 0.00 | 0.00 | 0.00 | - | 0.01 | - | - | - | - | - | - | - | - | - | - | - | 1,725 | |
| 1,750 | 0.00 | 0.00 | 0.00 | - | 1,326.00 | - | - | - | - | - | - | - | - | - | - | 0.00 | 0.00 | 0.00 | - | 0.01 | - | - | - | - | - | - | - | - | - | - | - | 1,750 | |
| 1,775 | 0.00 | 0.00 | 0.00 | - | 1,301.00 | - | - | - | - | - | - | - | - | - | - | 0.00 | 0.00 | 0.00 | - | 0.02 | - | - | - | - | - | - | - | - | - | - | - | 1,775 | |
| 1,800 | 0.00 | 0.00 | 0.00 | - | 1,276.00 | - | - | - | - | - | - | - | - | - | - | 0.00 | 0.00 | 0.00 | - | 0.01 | - | - | - | - | - | - | - | - | - | - | - | 1,800 | |
| 1,825 | 0.00 | 0.00 | 0.00 | - | 1,251.00 | - | - | - | - | - | - | - | - | - | - | 0.00 | 0.00 | 0.00 | - | 0.01 | - | - | - | - | - | - | - | - | - | - | - | 1,825 | |
| 1,850 | 0.00 | 0.00 | 0.00 | - | 1,226.00 | - | - | - | - | - | - | - | - | - | - | 0.00 | 0.00 | 0.00 | - | 0.01 | - | - | - | - | - | - | - | - | - | - | - | 1,850 | |
| 1,875 | 0.00 | 0.00 | 0.00 | - | 1,201.00 | - | - | - | - | - | - | - | - | - | - | 0.00 | 0.00 | 0.00 | - | 0.01 | - | - | - | - | - | - | - | - | - | - | - | 1,875 | |
| 1,900 | 0.00 | 0.00 | 0.00 | - | 1,176.00 | - | - | - | - | - | - | - | - | - | - | 0.00 | 0.00 | 0.00 | - | 0.01 | - | - | - | - | - | - | - | - | - | - | - | 1,900 | |
| 1,925 | 0.00 | 0.00 | 0.00 | - | 1,151.00 | - | - | - | - | - | - | - | - | - | - | 0.00 | 0.00 | 0.00 | - | 0.01 | - | - | - | - | - | - | - | - | - | - | - | 1,925 | |
| 1,950 | 0.00 | 0.00 | 0.00 | - | 1,126.00 | - | - | - | - | - | - | - | - | - | - | 0.00 | 0.00 | 0.00 | - | 0.01 | - | - | - | - | - | - | - | - | - | - | - | 1,950 | |
| 1,975 | 0.00 | 0.00 | 0.00 | - | 1,101.00 | - | - | - | - | - | - | - | - | - | - | 0.00 | 0.00 | 0.00 | - | 0.01 | - | - | - | - | - | - | - | - | - | - | - | 1,975 | |
| 2,000 | 0.00 | 0.00 | 0.00 | - | 1,076.00 | - | - | - | - | - | - | - | - | - | - | 0.00 | 0.00 | 0.00 | - | 0.01 | - | - | - | - | - | - | - | - | - | - | - | 2,000 | |
| 2,050 | 0.00 | 0.00 | 0.00 | - | 1,026.00 | - | - | - | - | - | - | - | - | - | - | 0.00 | 0.00 | 0.00 | - | 0.01 | - | - | - | - | - | - | - | - | - | - | - | 2,050 | |
| 2,100 | 0.00 | 0.00 | 0.00 | - | 976.00 | - | - | - | - | - | - | - | - | - | - | 0.00 | 0.00 | 0.00 | - | 0.01 | - | - | - | - | - | - | - | - | - | - | - | 2,100 | |
| 2,150 | 0.00 | 0.00 | 0.00 | - | 926.00 | - | - | - | - | - | - | - | - | - | - | 0.00 | 0.00 | 0.00 | - | 0.01 | - | - | - | - | - | - | - | - | - | - | - | 2,150 | |
| 2,200 | 0.00 | 0.00 | 0.00 | - | 876.00 | - | - | - | - | - | - | - | - | - | - | 0.00 | 0.00 | 0.00 | - | 0.01 | - | - | - | - | - | - | - | - | - | - | - | 2,200 | |
| 2,250 | 0.00 | 0.00 | 0.00 | - | 826.00 | - | - | - | - | - | - | - | - | - | - | 0.00 | 0.00 | 0.00 | - | 0.02 | - | - | - | - | - | - | - | - | - | - | - | 2,250 | |
| 2,300 | 0.00 | 0.00 | 0.00 | - | 776.00 | - | - | - | - | - | - | - | - | - | - | 0.00 | 0.00 | 0.00 | - | 0.08 | - | - | - | - | - | - | - | - | - | - | - | 2,300 | |
| 2,350 | 0.00 | 0.00 | 0.00 | - | 726.00 | - | - | 0.00 | 0.00 | 0.00 | - | 707.00 | - | - | - | 0.00 | 0.00 | 0.00 | - | 0.25 | - | - | 0.00 | 0.00 | 0.00 | - | 0.01 | - | - | - | 2,350 | | |
| 2,400 | 0.00 | 0.00 | 0.00 | - | 676.00 | - | - | 0.00 | 0.00 | 0.00 | - | 658.00 | - | - | - | 0.00 | 0.00 | 0.00 | - | 0.01 | - | - | 0.00 | 0.00 | 0.00 | - | 0.02 | - | - | - | 2,400 | | |
| 2,450 | 0.00 | 0.00 | 0.00 | - | 626.00 | - | - | 0.00 | 0.00 | 0.00 | - | 608.00 | - | - | - | 0.00 | 0.00 | 0.00 | - | 0.01 | - | - | 0.00 | 0.00 | 0.00 | - | 0.06 | - | - | - | 2,450 | | |
| 2,500 | 0.00 | 0.00 | 0.00 | - | 576.00 | - | - | 0.00 | 0.00 | 0.00 | - | 558.00 | - | - | - | 0.00 | 0.00 | 0.00 | - | 0.02 | - | - | 0.00 | 0.00 | 0.00 | - | 0.17 | - | - | - | 2,500 | | |
| 2,550 | 0.00 | 0.00 | 0.00 | - | 526.00 | - | - | 0.00 | 0.00 | 0.00 | - | 508.00 | - | - | - | 0.00 | 0.00 | 0.00 | - | 0.01 | - | 6 | 0.00 | 0.00 | 0.00 | - | 0.40 | - | - | - | 2,550 | | |
| 2,600 | 0.00 | 0.00 | 0.00 | - | 476.00 | - | 20 | 0.00 | 0.00 | 0.00 | - | 459.00 | - | - | - | 0.00 | 0.00 | 0.00 | - | 0.01 | - | 9 | 0.00 | 0.00 | 0.00 | - | 0.90 | - | - | - | 2,600 | | |
| 2,650 | 0.00 | 0.00 | 0.00 | - | 426.00 | - | 80 | 0.00 | 0.00 | 0.00 | - | 410.00 | - | - | - | 0.00 | 0.00 | 0.00 | - | 0.01 | - | 358 | 0.00 | 0.00 | 0.00 | - | 1.90 | - | - | - | 2,650 | | |
| 2,700 | 0.00 | 0.00 | 0.00 | - | 376.00 | - | 40 | 0.00 | 0.00 | 0.00 | - | 362.00 | - | - | - | 0.00 | 0.00 | 0.00 | - | 0.01 | - | 253 | 0.00 | 0.00 | 0.00 | - | 3.70 | - | - | - | 2,700 | | |
| 2,750 | 0.00 | 0.00 | 0.00 | - | 326.00 | - | 20 | 0.00 | 0.00 | 0.00 | - | 315.00 | - | - | - | 0.00 | 0.00 | 0.00 | - | 0.01 | - | 60 | 0.00 | 0.00 | 0.00 | - | 6.70 | - | - | - | 2,750 | | |
| 2,800 | 260.00 | 260.00 | 260.00 | 260.00 | 260.00 | 4 | 142 | 0.00 | 0.00 | 0.00 | - | 270.00 | - | 1 | - | 0.00 | 260.00 | 0.00 | - | 0.01 | - | 76 | 0.00 | 0.00 | 0.00 | - | 11.50 | - | - | - | 2,800 | | |
| 2,850 | 0.00 | 0.00 | 0.00 | - | 226.00 | - | - | 0.00 | 0.00 | 0.00 | - | 227.00 | - | - | - | 0.00 | 0.00 | 0.00 | - | 0.01 | - | 20 | 0.00 | 0.00 | 0.00 | - | 18.75 | - | 20 | - | 2,850 | | |
| 2,900 | 0.00 | 0.00 | 0.00 | - | 176.00 | - | 1 | 0.00 | 0.00 | 0.00 | - | 188.00 | - | - | - | 0.00 | 0.00 | 0.00 | - | 0.07 | - | 41 | 0.00 | 0.00 | 0.00 | - | 29.25 | - | 2 | - | 2,900 | | |
| 2,950 | 104.00 | 109.00 | 104.00 | 109.00 | 109.00 | 2 | 25 | 0.00 | 0.00 | 0.00 | - | 152.00 | - | 40 | - | 0.00 | 109.00 | 0.00 | - | 0.68 | - | 62 | 0.00 | 0.00 | 0.00 | - | 43.25 | - | - | - | 2,950 | | |
| 3,000 | 0.00 | 0.00 | 0.00 | - | 80.50 | - | 3 | 0.00 | 0.00 | 0.00 | - | 120.00 | - | 19 | - | 0.00 | 0.00 | 0.00 | - | 4.10 | - | 41 | 59.00 | 59.00 | 59.00 | 59.00 | 59.00 | 5 | 40 | - | 3,000 | | |
| 3,050 | 29.00 | 34.50 | 26.00 | 34.50 | 34.50 | 10 | 11 | 0.00 | 0.00 | 0.00 | - | 93.00 | - | 19 | - | 15.00 | 34.50 | 15.00 | 19.00 | 19.00 | 47 | 156 | 0.00 | 0.00 | 0.00 | - | 84.00 | - | 51 | - | 3,050 | | |
| 3,100 | 0.00 | 0.00 | 0.00 | - | 16.50 | - | 1 | 60.00 | 60.00 | 60.00 | 60.00 | 60.00 | 1 | 2 | - | 0.00 | 0.00 | 0.00 | - | 40.25 | - | - | 0.00 | 0.00 | 0.00 | - | 111.00 | - | 20 | - | 3,100 | | |
| 3,150 | 0.00 | 0.00 | 0.00 | - | 4.80 | - | - | 0.00 | 0.00 | 0.00 | - | 51.50 | - | 20 | - | 0.00 | 0.00 | 0.00 | - | 78.50 | - | - | 0.00 | 0.00 | 0.00 | - | 142.00 | - | - | - | 3,150 | | |
| 3,200 | 0.00 | 0.00 | 0.00 | - | 0.95 | - | - | 30.00 | 30.00 | 30.00 | 30.00 | 30.00 | 1 | - | - | 0.00 | 0.00 | 0.00 | - | 125.00 | - | - | 0.00 | 0.00 | 0.00 | - | 178.00 | - | - | - | 3,200 | | |

FTSE/Athex Large Cap

(Trade Unit: 1 Index Point x 2€ - Exercise Style: European, Cash Settlement)

| Call Options | | | | | | | | | | | | | | | Put Options | | | | | | | | | | | | | | | | | | | |
|-------------------|------------|-----------|-----------|------------|---------------|--------|---------------|------------|-----------|-----------|------------|---------------|--------|---------------|--------------|---------------|------------|-----------|-----------|------------|---------------|--------|---------------|------------|-----------|-----------|------------|---------------|--------|---------------|--------|---------------|----------------|----------------|
| June 2023 | | | | | | | | July 2023 | | | | | | | Other Months | | | | June 2023 | | | | | | July 2023 | | | | | Other Months | | | | Exercise Price |
| Exercise Price | Open price | Price max | Price min | Last price | Closing price | Volume | Open Interest | Open price | Price max | Price min | Last price | Closing price | Volume | Open Interest | Volume | Open Interest | Open price | Price max | Price min | Last price | Closing price | Volume | Open Interest | Open price | Price max | Price min | Last price | Closing price | Volume | Open Interest | Volume | Open Interest | Exercise Price | |
| 3,250 | 0.00 | 0.00 | 0.00 | - | 0.13 | - | - | 0.00 | 0.00 | 0.00 | - | 26.00 | - | - | | | 0.00 | 0.00 | 0.00 | - | 174.00 | - | - | 0.00 | 0.00 | 0.00 | - | 217.00 | - | - | | | 3,250 | |
| 3,300 | 0.00 | 0.00 | 0.00 | - | 0.01 | - | - | 0.00 | 0.00 | 0.00 | - | 17.75 | - | - | | | 0.00 | 0.00 | 0.00 | - | 224.00 | - | - | 0.00 | 0.00 | 0.00 | - | 258.00 | - | - | | | 3,300 | |
| Totals: | | | | | | 16 | 343 | | | | | 2 | 101 | 0 | 0 | | | | | 47 | 1,082 | | | 5 | 133 | 0 | 0 | | | | | | | |
| Number of Trades: | | | | | | 8 | | | | | | 2 | | 0 | | | | | | 5 | | | | 2 | | 0 | | | | | | | | |

ALPHA SERVICES HOLD (CR)

(Contract Size: 100 Securities, Exercise Style: American, Physical Delivery)

| Call Options | | | | | | | | | | | | | | Put Options | | | | | | | | | | | | | | | | | | | |
|-------------------|------------|-----------|-----------|------------|---------------|--------|---------------|------------|-----------|-----------|------------|---------------|--------------|---------------|-----------|---------------|------------|-----------|-----------|------------|---------------|--------|---------------|------------|-----------|-----------|--------------|---------------|----------------|--------|---------------|--------|---------------|
| Exercise Price | June 2023 | | | | | | July 2023 | | | | | | Other Months | | June 2023 | | | | | | July 2023 | | | | | | Other Months | | Exercise Price | | | | |
| | Open price | Price max | Price min | Last price | Closing price | Volume | Open Interest | Open price | Price max | Price min | Last price | Closing price | Volume | Open Interest | Volume | Open Interest | Open price | Price max | Price min | Last price | Closing price | Volume | Open Interest | Open price | Price max | Price min | Last price | Closing price | | Volume | Open Interest | Volume | Open Interest |
| 0.500 | 0.000 | 0.000 | 0.000 | | 1.07 | - | - | | | | | | - | - | | | 0.000 | 0.000 | 0.000 | | 0.001 | - | - | | | | | - | - | | | 0.005 | |
| 0.550 | 0.000 | 0.000 | 0.000 | | 1.02 | - | - | | | | | | - | - | | | 0.000 | 0.000 | 0.000 | | 0.001 | - | - | | | | | - | - | | | 0.006 | |
| 0.600 | 0.000 | 0.000 | 0.000 | | 0.970 | - | - | | | | | | - | - | | | 0.000 | 0.000 | 0.000 | | 0.001 | - | - | | | | | - | - | | | 0.006 | |
| 0.650 | 0.000 | 0.000 | 0.000 | | 0.920 | - | - | | | | | | - | - | | | 0.000 | 0.000 | 0.000 | | 0.001 | - | - | | | | | - | - | | | 0.007 | |
| 0.700 | 0.000 | 0.000 | 0.000 | | 0.870 | - | - | | | | | | - | - | | | 0.000 | 0.000 | 0.000 | | 0.001 | - | - | | | | | - | - | | | 0.007 | |
| 0.750 | 0.000 | 0.000 | 0.000 | | 0.820 | - | - | | | | | | - | - | | | 0.000 | 0.000 | 0.000 | | 0.002 | - | - | | | | | - | - | | | 0.008 | |
| 0.800 | 0.000 | 0.000 | 0.000 | | 0.770 | - | - | 0.000 | 0.000 | 0.000 | | 0.772 | - | - | | | 0.000 | 0.000 | 0.000 | | 0.001 | - | - | 0.000 | 0.000 | 0.000 | | 0.002 | - | - | | | 0.008 |
| 0.850 | 0.000 | 0.000 | 0.000 | | 0.720 | - | - | 0.000 | 0.000 | 0.000 | | 0.722 | - | - | | | 0.000 | 0.000 | 0.000 | | 0.001 | - | - | 0.000 | 0.000 | 0.000 | | 0.001 | - | - | | | 0.009 |
| 0.900 | 0.000 | 0.000 | 0.000 | | 0.670 | - | - | 0.000 | 0.000 | 0.000 | | 0.672 | - | - | | | 0.000 | 0.000 | 0.000 | | 0.001 | - | - | 0.000 | 0.000 | 0.000 | | 0.001 | - | - | | | 0.009 |
| 0.950 | 0.000 | 0.000 | 0.000 | | 0.620 | - | - | 0.000 | 0.000 | 0.000 | | 0.622 | - | - | | | 0.000 | 0.000 | 0.000 | | 0.003 | - | - | 0.000 | 0.000 | 0.000 | | 0.001 | - | - | | | 0.010 |
| 1.000 | 0.000 | 0.000 | 0.000 | | 0.570 | - | - | 0.000 | 0.000 | 0.000 | | 0.572 | - | - | | | 0.000 | 0.000 | 0.000 | | 0.007 | - | - | 0.000 | 0.000 | 0.000 | | 0.001 | - | - | | | 0.010 |
| 1.100 | 0.000 | 0.000 | 0.000 | | 0.470 | - | - | 0.000 | 0.000 | 0.000 | | 0.473 | - | - | | | 0.000 | 0.000 | 0.000 | | 0.001 | - | - | 0.000 | 0.000 | 0.000 | | 0.001 | - | - | | | 0.011 |
| 1.200 | 0.000 | 0.000 | 0.000 | | 0.370 | - | - | 0.000 | 0.000 | 0.000 | | 0.375 | - | - | | | 0.000 | 0.000 | 0.000 | | 0.001 | - | 20 | 0.000 | 0.000 | 0.000 | | 0.002 | - | - | | | 0.012 |
| 1.300 | 0.000 | 0.000 | 0.000 | | 0.270 | - | - | 0.000 | 0.000 | 0.000 | | 0.281 | - | - | | | 0.000 | 0.000 | 0.000 | | 0.001 | - | - | 0.000 | 0.000 | 0.000 | | 0.008 | - | - | | | 0.013 |
| 1.400 | 0.000 | 0.000 | 0.000 | | 0.173 | - | - | 0.000 | 0.000 | 0.000 | | 0.197 | - | 4 | | | 0.000 | 0.000 | 0.000 | | 0.003 | - | - | 0.000 | 0.000 | 0.000 | | 0.024 | - | - | | | 0.014 |
| 1.500 | 0.000 | 0.000 | 0.000 | | 0.088 | - | - | 0.000 | 0.000 | 0.000 | | 0.128 | - | - | | | 0.000 | 0.000 | 0.000 | | 0.018 | - | - | 0.000 | 0.000 | 0.000 | | 0.055 | - | - | | | 0.015 |
| 1.600 | 0.000 | 0.000 | 0.000 | | 0.033 | - | - | 0.000 | 0.000 | 0.000 | | 0.078 | - | - | | | 0.000 | 0.000 | 0.000 | | 0.062 | - | - | 0.000 | 0.000 | 0.000 | | 0.104 | - | - | | | 0.016 |
| 1.700 | 0.000 | 0.000 | 0.000 | | 0.008 | - | - | 0.000 | 0.000 | 0.000 | | 0.042 | - | - | | | 0.000 | 0.000 | 0.000 | | 0.138 | - | - | 0.000 | 0.000 | 0.000 | | 0.169 | - | - | | | 0.017 |
| 1.800 | 0.000 | 0.000 | 0.000 | | 0.001 | - | - | 0.000 | 0.000 | 0.000 | | 0.022 | - | - | | | 0.000 | 0.000 | 0.000 | | 0.231 | - | - | 0.000 | 0.000 | 0.000 | | 0.249 | - | - | | | 0.018 |
| 1.900 | 0.000 | 0.000 | 0.000 | | 0.002 | - | - | 0.000 | 0.000 | 0.000 | | 0.011 | - | - | | | 0.000 | 0.000 | 0.000 | | 0.330 | - | - | 0.000 | 0.000 | 0.000 | | 0.338 | - | - | | | 0.019 |
| 2.000 | 0.000 | 0.000 | 0.000 | | 0.001 | - | - | 0.000 | 0.000 | 0.000 | | 0.005 | - | - | | | 0.000 | 0.000 | 0.000 | | 0.430 | - | - | 0.000 | 0.000 | 0.000 | | 0.432 | - | - | | | 0.020 |
| 2.200 | | | | | | - | - | 0.000 | 0.000 | 0.000 | | 0.001 | - | - | | | | | | | | - | - | 0.000 | 0.000 | 0.000 | | 0.630 | - | - | | | 0.022 |
| Totals: | | | | | | 0 | 0 | | | | | | 0 | 4 | 0 | 0 | | | | | | 0 | 20 | | | | | 0 | 0 | 0 | 0 | | |
| Number of Trades: | | | | | | 0 | | | | | | | 0 | | 0 | | | | | | | 0.00 | | | | | | 0 | | 0 | | | |

NATIONAL BANK (CR)

(Contract Size: 100 Securities, Exercise Style: American, Physical Delivery)

| Call Options | | | | | | | | | | | | | | Put Options | | | | | | | | | | | | | | | | | | | |
|-------------------|-----------|-----------|------------|---------------|--------|---------------|------------|-----------|-----------|------------|---------------|--------|---------------|--------------|---------------|------------|-----------|-----------|------------|---------------|--------|---------------|------------|-----------|-----------|------------|---------------|--------|---------------|--------------|---------------|----------------|--|
| June 2023 | | | | | | | July 2023 | | | | | | | Other Months | | June 2023 | | | | | | | July 2023 | | | | | | | Other Months | | Exercise Price | |
| Open price | Price max | Price min | Last price | Closing price | Volume | Open Interest | Open price | Price max | Price min | Last price | Closing price | Volume | Open Interest | Volume | Open Interest | Open price | Price max | Price min | Last price | Closing price | Volume | Open Interest | Open price | Price max | Price min | Last price | Closing price | Volume | Open Interest | Volume | Open Interest | | |
| 1.900 | 0.000 | 0.000 | 0.000 | 4.03 | - | - | | | | | | | | | | 0.000 | 0.000 | 0.000 | 0.001 | - | - | | | | | | | | | | | 0.019 | |
| 2.000 | 0.000 | 0.000 | 0.000 | 3.93 | - | - | | | | | | | | | | 0.000 | 0.000 | 0.000 | 0.002 | - | - | | | | | | | | | | | 0.020 | |
| 2.200 | 0.000 | 0.000 | 0.000 | 3.73 | - | - | | | | | | | | | | 0.000 | 0.000 | 0.000 | 0.001 | - | - | | | | | | | | | | | 0.022 | |
| 2.400 | 0.000 | 0.000 | 0.000 | 3.53 | - | - | | | | | | | | | | 0.000 | 0.000 | 0.000 | 0.001 | - | - | | | | | | | | | | | 0.024 | |
| 2.600 | 0.000 | 0.000 | 0.000 | 3.33 | - | - | | | | | | | | | | 0.000 | 0.000 | 0.000 | 0.001 | - | - | | | | | | | | | | | 0.026 | |
| 2.800 | 0.000 | 0.000 | 0.000 | 3.13 | - | - | | | | | | | | | | 0.000 | 0.000 | 0.000 | 0.001 | - | - | | | | | | | | | | | 0.028 | |
| 3.000 | 0.000 | 0.000 | 0.000 | 2.93 | - | - | | | | | | | | | | 0.000 | 0.000 | 0.000 | 0.001 | - | - | | | | | | | | | | | 0.030 | |
| 3.200 | 0.000 | 0.000 | 0.000 | 2.73 | - | - | 0.000 | 0.000 | 0.000 | | 2.74 | - | - | | | 0.000 | 0.000 | 0.000 | 0.001 | - | - | 0.000 | 0.000 | 0.000 | 0.001 | - | - | | | | | 0.032 | |
| 3.400 | 0.000 | 0.000 | 0.000 | 2.53 | - | - | 0.000 | 0.000 | 0.000 | | 2.54 | - | - | | | 0.000 | 0.000 | 0.000 | 0.001 | - | - | 0.000 | 0.000 | 0.000 | 0.001 | - | - | | | | | 0.034 | |
| 3.600 | 0.000 | 0.000 | 0.000 | 2.33 | - | - | 0.000 | 0.000 | 0.000 | | 2.34 | - | - | | | 0.000 | 0.000 | 0.000 | 0.002 | - | - | 0.000 | 0.000 | 0.000 | 0.001 | - | - | | | | | 0.036 | |
| 3.800 | 0.000 | 0.000 | 0.000 | 2.13 | - | - | 0.000 | 0.000 | 0.000 | | 2.14 | - | - | | | 0.000 | 0.000 | 0.000 | 0.001 | - | - | 0.000 | 0.000 | 0.000 | 0.001 | - | - | | | | | 0.038 | |
| 4.000 | 0.000 | 0.000 | 0.000 | 1.93 | - | - | 0.000 | 0.000 | 0.000 | | 1.94 | - | - | | | 0.000 | 0.000 | 0.000 | 0.001 | - | - | 0.000 | 0.000 | 0.000 | 0.001 | - | - | | | | | 0.040 | |
| 4.400 | 0.000 | 0.000 | 0.000 | 1.53 | - | - | 0.000 | 0.000 | 0.000 | | 1.54 | - | - | | | 0.000 | 0.000 | 0.000 | 0.001 | - | - | 0.000 | 0.000 | 0.000 | 0.005 | - | - | | | | | 0.044 | |
| 4.800 | 0.000 | 0.000 | 0.000 | 1.13 | - | - | 0.000 | 0.000 | 0.000 | | 1.16 | - | - | | | 0.000 | 0.000 | 0.000 | 0.002 | - | - | 0.000 | 0.000 | 0.000 | 0.024 | - | - | | | | | 0.048 | |
| 5.200 | 0.000 | 0.000 | 0.000 | 0.731 | - | - | 0.000 | 0.000 | 0.000 | | 0.819 | - | - | | | 0.000 | 0.000 | 0.000 | 0.001 | - | 270 | 0.000 | 0.000 | 0.000 | 0.078 | - | - | | | | | 0.052 | |
| 5.600 | 0.000 | 0.000 | 0.000 | 0.343 | - | - | 0.000 | 0.000 | 0.000 | | 0.533 | - | - | | | 0.000 | 0.000 | 0.000 | 0.012 | - | - | 0.000 | 0.000 | 0.000 | 0.191 | - | - | | | | | 0.056 | |
| 6.000 | 0.000 | 0.000 | 0.000 | 0.074 | - | - | 0.000 | 0.000 | 0.000 | | 0.318 | - | - | | | 0.000 | 0.000 | 0.000 | 0.143 | - | - | 0.000 | 0.000 | 0.000 | 0.376 | - | - | | | | | 0.060 | |
| 6.400 | 0.000 | 0.000 | 0.000 | 0.005 | - | - | 0.000 | 0.000 | 0.000 | | 0.173 | - | - | | | 0.000 | 0.000 | 0.000 | 0.474 | - | - | 0.000 | 0.000 | 0.000 | 0.631 | - | - | | | | | 0.064 | |
| 6.800 | 0.000 | 0.000 | 0.000 | 0.002 | - | - | 0.000 | 0.000 | 0.000 | | 0.088 | - | - | | | 0.000 | 0.000 | 0.000 | 0.870 | - | - | 0.000 | 0.000 | 0.000 | 0.947 | - | - | | | | | 0.068 | |
| 7.200 | 0.000 | 0.000 | 0.000 | 0.001 | - | - | 0.000 | 0.000 | 0.000 | | 0.041 | - | - | | | 0.000 | 0.000 | 0.000 | 1.27 | - | - | 0.000 | 0.000 | 0.000 | 1.30 | - | - | | | | | 0.072 | |
| 7.600 | 0.000 | 0.000 | 0.000 | 0.002 | - | - | 0.000 | 0.000 | 0.000 | | 0.017 | - | - | | | 0.000 | 0.000 | 0.000 | 1.67 | - | - | 0.000 | 0.000 | 0.000 | 1.68 | - | - | | | | | 0.076 | |
| 8.000 | 0.000 | 0.000 | 0.000 | 0.001 | - | - | 0.000 | 0.000 | 0.000 | | 0.007 | - | - | | | 0.000 | 0.000 | 0.000 | 2.07 | - | - | 0.000 | 0.000 | 0.000 | 2.07 | - | - | | | | | 0.080 | |
| Totals: | | | | | 0 | 0 | | | | | 0 | 0 | 0 | | | 0 | 270 | | | | | 0 | 10 | | | | | 0 | 0 | | | | |
| Number of Trades: | | | | | 0 | | | | | | 0 | 0 | | | | 0.00 | | | | | | | 0 | | | | | | 0 | | | | |

OPAP (CR)

(Contract Size: 100 Securities, Exercise Style: American, Physical Delivery)

| Call Options | | | | | | | | | | | | | | Put Options | | | | | | | | | | | | | | | | | | | | | |
|-------------------|------------|-----------|-----------|------------|---------------|--------|---------------|------------|-----------|-----------|------------|---------------|--------------|---------------|-----------|---------------|------------|-----------|-----------|------------|---------------|--------|---------------|------------|-----------|-----------|--------------|---------------|----------------|--------|---------------|--------|---------------|---|---|
| Exercise Price | June 2023 | | | | | | July 2023 | | | | | | Other Months | | June 2023 | | | | | | July 2023 | | | | | | Other Months | | Exercise Price | | | | | | |
| | Open price | Price max | Price min | Last price | Closing price | Volume | Open Interest | Open price | Price max | Price min | Last price | Closing price | Volume | Open Interest | Volume | Open Interest | Open price | Price max | Price min | Last price | Closing price | Volume | Open Interest | Open price | Price max | Price min | Last price | Closing price | | Volume | Open Interest | Volume | Open Interest | | |
| 8.800 | 0.000 | 0.000 | 0.000 | | 7.45 | - | - | | | | | | - | - | | | 0.000 | 0.000 | 0.000 | | 0.001 | - | - | | | | | - | - | | | 0.088 | | | |
| 9.200 | 0.000 | 0.000 | 0.000 | | 7.05 | - | - | | | | | | - | - | | | 0.000 | 0.000 | 0.000 | | 0.001 | - | - | | | | | - | - | | | 0.092 | | | |
| 9.600 | 0.000 | 0.000 | 0.000 | | 6.65 | - | - | | | | | | - | - | | | 0.000 | 0.000 | 0.000 | | 0.001 | - | - | | | | | - | - | | | 0.096 | | | |
| 10.000 | 0.000 | 0.000 | 0.000 | | 6.25 | - | - | 0.000 | 0.000 | 0.000 | | 6.27 | - | - | | | 0.000 | 0.000 | 0.000 | | 0.001 | - | - | 0.000 | 0.000 | 0.000 | | 0.001 | - | - | | 0.100 | | | |
| 11.000 | 0.000 | 0.000 | 0.000 | | 5.25 | - | - | 0.000 | 0.000 | 0.000 | | 5.27 | - | - | | | 0.000 | 0.000 | 0.000 | | 0.001 | - | - | 0.000 | 0.000 | 0.000 | | 0.001 | - | - | | 0.110 | | | |
| 12.000 | 0.000 | 0.000 | 0.000 | | 4.25 | - | - | 0.000 | 0.000 | 0.000 | | 4.28 | - | - | | | 0.000 | 0.000 | 0.000 | | 0.001 | - | - | 0.000 | 0.000 | 0.000 | | 0.001 | - | - | | 0.120 | | | |
| 13.000 | 0.000 | 0.000 | 0.000 | | 3.25 | - | - | 0.000 | 0.000 | 0.000 | | 3.28 | - | - | | | 0.000 | 0.000 | 0.000 | | 0.001 | - | - | 0.000 | 0.000 | 0.000 | | 0.001 | - | - | | 0.130 | | | |
| 14.000 | 0.000 | 0.000 | 0.000 | | 2.25 | - | - | 0.000 | 0.000 | 0.000 | | 2.30 | - | - | | | 0.000 | 0.000 | 0.000 | | 0.002 | - | - | 0.000 | 0.000 | 0.000 | | 0.015 | - | - | | 0.140 | | | |
| 15.000 | 0.000 | 0.000 | 0.000 | | 1.25 | - | - | 0.000 | 0.000 | 0.000 | | 1.39 | - | - | | | 0.000 | 0.000 | 0.000 | | 0.004 | - | - | 0.000 | 0.000 | 0.000 | | 0.104 | - | - | | 0.150 | | | |
| 16.000 | 0.000 | 0.000 | 0.000 | | 0.325 | - | 54 | 0.000 | 0.000 | 0.000 | | 0.678 | - | 60 | | | 0.000 | 0.000 | 0.000 | | 0.071 | - | - | 0.000 | 0.000 | 0.000 | | 0.395 | - | - | | 0.160 | | | |
| 17.000 | 0.000 | 0.000 | 0.000 | | 0.007 | - | - | 0.000 | 0.000 | 0.000 | | 0.253 | - | 5 | | | 0.000 | 0.000 | 0.000 | | 0.755 | - | - | 0.000 | 0.000 | 0.000 | | 0.972 | - | - | | 0.170 | | | |
| 18.000 | 0.000 | 0.000 | 0.000 | | 0.006 | - | - | 0.000 | 0.000 | 0.000 | | 0.073 | - | - | | | 0.000 | 0.000 | 0.000 | | 1.75 | - | - | 0.000 | 0.000 | 0.000 | | 1.80 | - | - | | 0.180 | | | |
| 19.000 | 0.000 | 0.000 | 0.000 | | 0.001 | - | - | 0.000 | 0.000 | 0.000 | | 0.015 | - | - | | | 0.000 | 0.000 | 0.000 | | 2.75 | - | - | 0.000 | 0.000 | 0.000 | | 2.75 | - | - | | 0.190 | | | |
| 20.000 | 0.000 | 0.000 | 0.000 | | 0.001 | - | - | 0.000 | 0.000 | 0.000 | | 0.002 | - | - | | | 0.000 | 0.000 | 0.000 | | 3.75 | - | - | 0.000 | 0.000 | 0.000 | | 3.75 | - | - | | 0.200 | | | |
| 22.000 | 0.000 | 0.000 | 0.000 | | 0.001 | - | - | 0.000 | 0.000 | 0.000 | | 0.001 | - | - | | | 0.000 | 0.000 | 0.000 | | 5.75 | - | - | 0.000 | 0.000 | 0.000 | | 5.75 | - | - | | 0.220 | | | |
| Totals: | | | | | | 0 | 54 | | | | | | | 0 | 65 | 0 | 0 | | | | | | | 0 | 0 | | | | | | | 0 | 15 | 0 | 0 |
| Number of Trades: | | | | | | 0 | | | | | | | 0 | 0 | | | | | | | | 0.00 | | | | | | | 0 | 0 | | | | | |

OTE (CR)

(Contract Size: 100 Securities, Exercise Style: American, Physical Delivery)

| Call Options | | | | | | | | | | | | | | Put Options | | | | | | | | | | | | | | | | | | | | | |
|-------------------|-----------|-----------|------------|---------------|--------|---------------|------------|-----------|-----------|------------|---------------|--------|---------------|--------------|---------------|------------|-----------|-----------|------------|---------------|--------|---------------|------------|-----------|-----------|------------|---------------|--------|---------------|--------------|---------------|----------------|---|---|---|
| June 2023 | | | | | | | July 2023 | | | | | | | Other Months | | June 2023 | | | | | | | July 2023 | | | | | | | Other Months | | Exercise Price | | | |
| Open price | Price max | Price min | Last price | Closing price | Volume | Open Interest | Open price | Price max | Price min | Last price | Closing price | Volume | Open Interest | Volume | Open Interest | Open price | Price max | Price min | Last price | Closing price | Volume | Open Interest | Open price | Price max | Price min | Last price | Closing price | Volume | Open Interest | Volume | Open Interest | | | | |
| 9.200 | 0.000 | 0.000 | 0.000 | 5.70 | - | - | 0.000 | 0.000 | 0.000 | 5.72 | - | - | | | | 0.000 | 0.000 | 0.000 | 0.001 | - | - | 0.000 | 0.000 | 0.000 | 0.001 | - | - | | | | 0.092 | | | | |
| 9.600 | 0.000 | 0.000 | 0.000 | 5.30 | - | - | 0.000 | 0.000 | 0.000 | 5.32 | - | - | | | | 0.000 | 0.000 | 0.000 | 0.001 | - | - | 0.000 | 0.000 | 0.000 | 0.001 | - | - | | | | 0.096 | | | | |
| 10.000 | 0.000 | 0.000 | 0.000 | 4.90 | - | - | 0.000 | 0.000 | 0.000 | 4.92 | - | - | | | | 0.000 | 0.000 | 0.000 | 0.001 | - | - | 0.000 | 0.000 | 0.000 | 0.001 | - | - | | | | 0.100 | | | | |
| 11.000 | 0.000 | 0.000 | 0.000 | 3.90 | - | - | 0.000 | 0.000 | 0.000 | 3.92 | - | - | | | | 0.000 | 0.000 | 0.000 | 0.001 | - | - | 0.000 | 0.000 | 0.000 | 0.001 | - | - | | | | 0.110 | | | | |
| 12.000 | 0.000 | 0.000 | 0.000 | 2.90 | - | - | 0.000 | 0.000 | 0.000 | 2.93 | - | - | | | | 0.000 | 0.000 | 0.000 | 0.001 | - | - | 0.000 | 0.000 | 0.000 | 0.001 | - | - | | | | 0.120 | | | | |
| 13.000 | 0.000 | 0.000 | 0.000 | 1.90 | - | - | 0.000 | 0.000 | 0.000 | 1.95 | - | - | | | | 0.000 | 0.000 | 0.000 | 0.001 | - | - | 0.000 | 0.000 | 0.000 | 0.024 | - | - | | | | 0.130 | | | | |
| 14.000 | 0.000 | 0.000 | 0.000 | 0.905 | - | - | 0.000 | 0.000 | 0.000 | 1.09 | - | - | | | | 0.000 | 0.000 | 0.000 | 0.002 | - | 5 | 0.000 | 0.000 | 0.000 | 0.156 | - | - | | | | 0.140 | | | | |
| 15.000 | 0.000 | 0.000 | 0.000 | 0.129 | - | - | 0.000 | 0.000 | 0.000 | 0.468 | - | 20 | | | | 0.000 | 0.000 | 0.000 | 0.226 | - | - | 0.000 | 0.000 | 0.000 | 0.538 | - | - | | | | 0.150 | | | | |
| 16.000 | 0.000 | 0.000 | 0.000 | 0.001 | - | - | 0.000 | 0.000 | 0.000 | 0.147 | - | - | | | | 0.000 | 0.000 | 0.000 | 1.10 | - | - | 0.000 | 0.000 | 0.000 | 1.22 | - | - | | | | 0.160 | | | | |
| 17.000 | 0.000 | 0.000 | 0.000 | 0.001 | - | - | 0.000 | 0.000 | 0.000 | 0.035 | - | - | | | | 0.000 | 0.000 | 0.000 | 2.10 | - | - | 0.000 | 0.000 | 0.000 | 2.12 | - | - | | | | 0.170 | | | | |
| 18.000 | 0.000 | 0.000 | 0.000 | 0.001 | - | - | 0.000 | 0.000 | 0.000 | 0.006 | - | - | | | | 0.000 | 0.000 | 0.000 | 3.10 | - | - | 0.000 | 0.000 | 0.000 | 3.10 | - | - | | | | 0.180 | | | | |
| 19.000 | 0.000 | 0.000 | 0.000 | 0.001 | - | - | 0.000 | 0.000 | 0.000 | 0.001 | - | - | | | | 0.000 | 0.000 | 0.000 | 4.10 | - | - | 0.000 | 0.000 | 0.000 | 4.10 | - | - | | | | 0.190 | | | | |
| 20.000 | 0.000 | 0.000 | 0.000 | 0.001 | - | - | 0.000 | 0.000 | 0.000 | 0.001 | - | - | | | | 0.000 | 0.000 | 0.000 | 5.10 | - | - | 0.000 | 0.000 | 0.000 | 5.10 | - | - | | | | 0.200 | | | | |
| 22.000 | 0.000 | 0.000 | 0.000 | 0.001 | - | - | | | | | - | - | | | | 0.000 | 0.000 | 0.000 | 7.10 | - | - | | | | | - | - | | | | 0.220 | | | | |
| 24.000 | 0.000 | 0.000 | 0.000 | 0.001 | - | - | | | | | - | - | | | | 0.000 | 0.000 | 0.000 | 9.10 | - | - | | | | | - | - | | | | 0.240 | | | | |
| Totals: | | | | | 0 | 0 | | | | | 0 | 20 | 0 | 0 | | | | | | | 0 | 5 | | | | | | | | | | 0 | 5 | 0 | 0 |
| Number of Trades: | | | | | 0 | | | | | | 0 | | 0 | | | | | | | | 0.00 | | | | | | | | | | | | 0 | 0 | |

PIRAEUS FINANCIAL HOLD (CR)

(Contract Size: 100 Securities, Exercise Style: American, Physical Delivery)

| Call Options | | | | | | | | | | | | | | Put Options | | | | | | | | | | | | | | | | | | |
|-------------------|-----------|-----------|------------|---------------|--------|---------------|------------|-----------|-----------|------------|---------------|--------|---------------|--------------|---------------|------------|-----------|-----------|------------|---------------|--------|---------------|------------|-----------|-----------|------------|---------------|--------|---------------|--------------|---------------|----------------|
| June 2023 | | | | | | | July 2023 | | | | | | | Other Months | | June 2023 | | | | | | | July 2023 | | | | | | | Other Months | | Exercise Price |
| Open price | Price max | Price min | Last price | Closing price | Volume | Open Interest | Open price | Price max | Price min | Last price | Closing price | Volume | Open Interest | Volume | Open Interest | Open price | Price max | Price min | Last price | Closing price | Volume | Open Interest | Open price | Price max | Price min | Last price | Closing price | Volume | Open Interest | Volume | Open Interest | |
| 0.500 | 0.000 | 0.000 | 0.000 | 2.50 | - | - | | | | | | | | | | 0.000 | 0.000 | 0.000 | 0.001 | - | - | | | | | | | | | | | 0.005 |
| 0.550 | 0.000 | 0.000 | 0.000 | 2.45 | - | - | | | | | | | | | | 0.000 | 0.000 | 0.000 | 0.001 | - | - | | | | | | | | | | | 0.006 |
| 0.600 | 0.000 | 0.000 | 0.000 | 2.40 | - | - | | | | | | | | | | 0.000 | 0.000 | 0.000 | 0.001 | - | - | | | | | | | | | | | 0.006 |
| 0.650 | 0.000 | 0.000 | 0.000 | 2.35 | - | - | | | | | | | | | | 0.000 | 0.000 | 0.000 | 0.001 | - | - | | | | | | | | | | | 0.007 |
| 0.700 | 0.000 | 0.000 | 0.000 | 2.30 | - | - | | | | | | | | | | 0.000 | 0.000 | 0.000 | 0.001 | - | - | | | | | | | | | | | 0.007 |
| 0.750 | 0.000 | 0.000 | 0.000 | 2.25 | - | - | | | | | | | | | | 0.000 | 0.000 | 0.000 | 0.001 | - | - | | | | | | | | | | | 0.008 |
| 0.800 | 0.000 | 0.000 | 0.000 | 2.20 | - | - | | | | | | | | | | 0.000 | 0.000 | 0.000 | 0.001 | - | - | | | | | | | | | | | 0.008 |
| 0.850 | 0.000 | 0.000 | 0.000 | 2.15 | - | - | | | | | | | | | | 0.000 | 0.000 | 0.000 | 0.001 | - | - | | | | | | | | | | | 0.009 |
| 0.900 | 0.000 | 0.000 | 0.000 | 2.10 | - | - | | | | | | | | | | 0.000 | 0.000 | 0.000 | 0.001 | - | - | | | | | | | | | | | 0.009 |
| 0.950 | 0.000 | 0.000 | 0.000 | 2.05 | - | - | | | | | | | | | | 0.000 | 0.000 | 0.000 | 0.001 | - | - | | | | | | | | | | | 0.010 |
| 1.000 | 0.000 | 0.000 | 0.000 | 2.00 | - | - | | | | | | | | | | 0.000 | 0.000 | 0.000 | 0.001 | - | - | | | | | | | | | | | 0.010 |
| 1.100 | 0.000 | 0.000 | 0.000 | 1.90 | - | - | | | | | | | | | | 0.000 | 0.000 | 0.000 | 0.001 | - | - | | | | | | | | | | | 0.011 |
| 1.200 | 0.000 | 0.000 | 0.000 | 1.80 | - | - | | | | | | | | | | 0.000 | 0.000 | 0.000 | 0.001 | - | - | | | | | | | | | | | 0.012 |
| 1.300 | 0.000 | 0.000 | 0.000 | 1.70 | - | - | | | | | | | | | | 0.000 | 0.000 | 0.000 | 0.001 | - | - | | | | | | | | | | | 0.013 |
| 1.400 | 0.000 | 0.000 | 0.000 | 1.60 | - | - | | | | | | | | | | 0.000 | 0.000 | 0.000 | 0.001 | - | - | | | | | | | | | | | 0.014 |
| 1.500 | 0.000 | 0.000 | 0.000 | 1.50 | - | - | | | | | | | | | | 0.000 | 0.000 | 0.000 | 0.002 | - | - | | | | | | | | | | | 0.015 |
| 1.600 | 0.000 | 0.000 | 0.000 | 1.40 | - | - | 0.000 | 0.000 | 0.000 | | 1.40 | - | - | | | 0.000 | 0.000 | 0.000 | 0.001 | - | - | 0.000 | 0.000 | 0.000 | | 0.001 | - | - | | | | 0.016 |
| 1.700 | 0.000 | 0.000 | 0.000 | 1.30 | - | - | 0.000 | 0.000 | 0.000 | | 1.30 | - | - | | | 0.000 | 0.000 | 0.000 | 0.002 | - | - | 0.000 | 0.000 | 0.000 | | 0.001 | - | - | | | | 0.017 |
| 1.800 | 0.000 | 0.000 | 0.000 | 1.20 | - | - | 0.000 | 0.000 | 0.000 | | 1.20 | - | - | | | 0.000 | 0.000 | 0.000 | 0.005 | - | - | 0.000 | 0.000 | 0.000 | | 0.001 | - | - | | | | 0.018 |
| 1.900 | 0.000 | 0.000 | 0.000 | 1.10 | - | - | 0.000 | 0.000 | 0.000 | | 1.10 | - | - | | | 0.000 | 0.000 | 0.000 | 0.013 | - | - | 0.000 | 0.000 | 0.000 | | 0.001 | - | - | | | | 0.019 |
| 2.000 | 0.000 | 0.000 | 0.000 | 1.00 | - | - | 0.000 | 0.000 | 0.000 | | 1.00 | - | - | | | 0.000 | 0.000 | 0.000 | 0.001 | - | - | 0.000 | 0.000 | 0.000 | | 0.001 | - | - | | | | 0.020 |
| 2.200 | 0.000 | 0.000 | 0.000 | 0.800 | - | 2 | 0.000 | 0.000 | 0.000 | | 0.808 | - | - | | | 0.000 | 0.000 | 0.000 | 0.001 | - | 3 | 0.000 | 0.000 | 0.000 | | 0.003 | - | - | | | | 0.022 |
| 2.400 | 0.000 | 0.000 | 0.000 | 0.601 | - | - | 0.000 | 0.000 | 0.000 | | 0.619 | - | - | | | 0.000 | 0.000 | 0.000 | 0.001 | - | - | 0.000 | 0.000 | 0.000 | | 0.014 | - | - | | | | 0.024 |
| 2.600 | 0.000 | 0.000 | 0.000 | 0.401 | - | - | 0.000 | 0.000 | 0.000 | | 0.448 | - | - | | | 0.000 | 0.000 | 0.000 | 0.002 | - | - | 0.000 | 0.000 | 0.000 | | 0.042 | - | - | | | | 0.026 |
| 2.800 | 0.000 | 0.000 | 0.000 | 0.207 | - | - | 0.000 | 0.000 | 0.000 | | 0.304 | - | - | | | 0.000 | 0.000 | 0.000 | 0.006 | - | - | 0.000 | 0.000 | 0.000 | | 0.098 | - | - | | | | 0.028 |
| 3.000 | 0.000 | 0.000 | 0.000 | 0.061 | - | - | 0.000 | 0.000 | 0.000 | | 0.190 | - | - | | | 0.000 | 0.000 | 0.000 | 0.061 | - | - | 0.000 | 0.000 | 0.000 | | 0.184 | - | - | | | | 0.030 |
| 3.200 | 0.000 | 0.000 | 0.000 | 0.008 | - | - | 0.000 | 0.000 | 0.000 | | 0.113 | - | - | | | 0.000 | 0.000 | 0.000 | 0.207 | - | - | 0.000 | 0.000 | 0.000 | | 0.307 | - | - | | | | 0.032 |
| 3.400 | 0.000 | 0.000 | 0.000 | 0.002 | - | - | 0.000 | 0.000 | 0.000 | | 0.062 | - | - | | | 0.000 | 0.000 | 0.000 | 0.400 | - | - | 0.000 | 0.000 | 0.000 | | 0.456 | - | - | | | | 0.034 |
| 3.600 | 0.000 | 0.000 | 0.000 | 0.001 | - | - | 0.000 | 0.000 | 0.000 | | 0.032 | - | - | | | 0.000 | 0.000 | 0.000 | 0.600 | - | - | 0.000 | 0.000 | 0.000 | | 0.626 | - | - | | | | 0.036 |
| 3.800 | 0.000 | 0.000 | 0.000 | 0.001 | - | - | 0.000 | 0.000 | 0.000 | | 0.016 | - | - | | | 0.000 | 0.000 | 0.000 | 0.800 | - | - | 0.000 | 0.000 | 0.000 | | 0.811 | - | - | | | | 0.038 |
| 4.000 | 0.000 | 0.000 | 0.000 | 0.001 | - | - | 0.000 | 0.000 | 0.000 | | 0.007 | - | - | | | 0.000 | 0.000 | 0.000 | 1.00 | - | - | 0.000 | 0.000 | 0.000 | | 1.00 | - | - | | | | 0.040 |
| Totals: | | | | | 0 | 2 | | | | | | 0 | 0 | 0 | 0 | 0 | 3 | | | | | 0 | 0 | 0 | 0 | 0 | 0 | 0 | 0 | 0 | 0 | 0 |
| Number of Trades: | | | | | 0 | | | | | | | 0 | 0 | 0 | | 0.00 | | | | | | 0 | | | | | | 0 | 0 | | | |

PPC (CR)

(Contract Size: 100 Securities, Exercise Style: American, Physical Delivery)

| Call Options | | | | | | | | | | | | | | Put Options | | | | | | | | | | | | | | | | | | |
|-------------------|-----------|-----------|------------|---------------|--------|---------------|------------|-----------|-----------|------------|---------------|--------|---------------|--------------|---------------|------------|-----------|-----------|------------|---------------|--------|---------------|------------|-----------|-----------|------------|---------------|--------|---------------|--------------|---------------|----------------|
| June 2023 | | | | | | | July 2023 | | | | | | | Other Months | | June 2023 | | | | | | | July 2023 | | | | | | | Other Months | | Exercise Price |
| Open price | Price max | Price min | Last price | Closing price | Volume | Open Interest | Open price | Price max | Price min | Last price | Closing price | Volume | Open Interest | Volume | Open Interest | Open price | Price max | Price min | Last price | Closing price | Volume | Open Interest | Open price | Price max | Price min | Last price | Closing price | Volume | Open Interest | Volume | Open Interest | |
| 3.400 | 0.000 | 0.000 | 0.000 | 6.82 | - | - | | | | | | | | | | 0.000 | 0.000 | 0.000 | 0.001 | - | - | | | | | | | | | | | 0.034 |
| 3.600 | 0.000 | 0.000 | 0.000 | 6.62 | - | - | | | | | | | | | | 0.000 | 0.000 | 0.000 | 0.001 | - | - | | | | | | | | | | | 0.036 |
| 3.800 | 0.000 | 0.000 | 0.000 | 6.42 | - | - | | | | | | | | | | 0.000 | 0.000 | 0.000 | 0.001 | - | - | | | | | | | | | | | 0.038 |
| 4.000 | 0.000 | 0.000 | 0.000 | 6.22 | - | - | | | | | | | | | | 0.000 | 0.000 | 0.000 | 0.001 | - | - | | | | | | | | | | | 0.040 |
| 4.400 | 0.000 | 0.000 | 0.000 | 5.82 | - | - | | | | | | | | | | 0.000 | 0.000 | 0.000 | 0.001 | - | - | | | | | | | | | | | 0.044 |
| 4.800 | 0.000 | 0.000 | 0.000 | 5.42 | - | - | | | | | | | | | | 0.000 | 0.000 | 0.000 | 0.001 | - | - | | | | | | | | | | | 0.048 |
| 5.200 | 0.000 | 0.000 | 0.000 | 5.02 | - | - | | | | | | | | | | 0.000 | 0.000 | 0.000 | 0.001 | - | - | | | | | | | | | | | 0.052 |
| 5.600 | 0.000 | 0.000 | 0.000 | 4.62 | - | - | | | | | | | | | | 0.000 | 0.000 | 0.000 | 0.001 | - | - | | | | | | | | | | | 0.056 |
| 6.000 | 0.000 | 0.000 | 0.000 | 4.22 | - | - | 0.000 | 0.000 | 0.000 | | 4.23 | - | - | | | 0.000 | 0.000 | 0.000 | 0.003 | - | - | 0.000 | 0.000 | 0.000 | 0.001 | - | - | | | | | 0.060 |
| 6.400 | 0.000 | 0.000 | 0.000 | 3.82 | - | - | 0.000 | 0.000 | 0.000 | | 3.83 | - | - | | | 0.000 | 0.000 | 0.000 | 0.011 | - | - | 0.000 | 0.000 | 0.000 | 0.001 | - | - | | | | | 0.064 |
| 6.800 | 0.000 | 0.000 | 0.000 | 3.42 | - | - | 0.000 | 0.000 | 0.000 | | 3.44 | - | - | | | 0.000 | 0.000 | 0.000 | 0.001 | - | - | 0.000 | 0.000 | 0.000 | 0.001 | - | - | | | | | 0.068 |
| 7.200 | 0.000 | 0.000 | 0.000 | 3.02 | - | - | 0.000 | 0.000 | 0.000 | | 3.04 | - | - | | | 0.000 | 0.000 | 0.000 | 0.002 | - | - | 0.000 | 0.000 | 0.000 | 0.001 | - | - | | | | | 0.072 |
| 7.600 | 0.000 | 0.000 | 0.000 | 2.62 | - | 61 | 0.000 | 0.000 | 0.000 | | 2.64 | - | - | | | 0.000 | 0.000 | 0.000 | 0.001 | - | 3 | 0.000 | 0.000 | 0.000 | 0.005 | - | - | | | | | 0.076 |
| 8.000 | 0.000 | 0.000 | 0.000 | 2.22 | - | - | 0.000 | 0.000 | 0.000 | | 2.25 | - | - | | | 0.000 | 0.000 | 0.000 | 0.001 | - | 10 | 0.000 | 0.000 | 0.000 | 0.015 | - | - | | | | | 0.080 |
| 8.400 | 0.000 | 0.000 | 0.000 | 1.82 | - | 39 | 0.000 | 0.000 | 0.000 | | 1.88 | - | - | | | 0.000 | 0.000 | 0.000 | 0.001 | - | 5 | 0.000 | 0.000 | 0.000 | 0.037 | - | - | | | | | 0.084 |
| 8.800 | 0.000 | 0.000 | 0.000 | 1.42 | - | 184 | 0.000 | 0.000 | 0.000 | | 1.52 | - | - | | | 0.000 | 0.000 | 0.000 | 0.001 | - | 2 | 0.000 | 0.000 | 0.000 | 0.080 | - | - | | | | | 0.088 |
| 9.200 | 0.000 | 0.000 | 0.000 | 1.02 | - | - | 0.000 | 0.000 | 0.000 | | 1.20 | - | - | | | 0.000 | 0.000 | 0.000 | 0.001 | - | - | 0.000 | 0.000 | 0.000 | 0.156 | - | - | | | | | 0.092 |
| 9.600 | 0.000 | 0.000 | 0.000 | 0.637 | - | 15 | 0.000 | 0.000 | 0.000 | | 0.911 | - | - | | | 0.000 | 0.000 | 0.000 | 0.015 | - | - | 0.000 | 0.000 | 0.000 | 0.271 | - | - | | | | | 0.096 |
| 10.000 | 0.000 | 0.000 | 0.000 | 0.311 | - | 27 | 0.000 | 0.000 | 0.000 | | 0.671 | - | - | | | 0.000 | 0.000 | 0.000 | 0.089 | - | - | 0.000 | 0.000 | 0.000 | 0.430 | - | - | | | | | 0.100 |
| 11.000 | 0.000 | 0.000 | 0.000 | 0.009 | - | - | 0.000 | 0.000 | 0.000 | | 0.264 | - | - | | | 0.000 | 0.000 | 0.000 | 0.788 | - | - | 0.000 | 0.000 | 0.000 | 1.02 | - | - | | | | | 0.110 |
| 12.000 | 0.000 | 0.000 | 0.000 | 0.001 | - | - | 0.000 | 0.000 | 0.000 | | 0.086 | - | - | | | 0.000 | 0.000 | 0.000 | 1.78 | - | - | 0.000 | 0.000 | 0.000 | 1.85 | - | - | | | | | 0.120 |
| 13.000 | 0.000 | 0.000 | 0.000 | 0.001 | - | - | 0.000 | 0.000 | 0.000 | | 0.023 | - | - | | | 0.000 | 0.000 | 0.000 | 2.78 | - | - | 0.000 | 0.000 | 0.000 | 2.79 | - | - | | | | | 0.130 |
| 14.000 | 0.000 | 0.000 | 0.000 | 0.001 | - | - | 0.000 | 0.000 | 0.000 | | 0.005 | - | - | | | 0.000 | 0.000 | 0.000 | 3.78 | - | - | 0.000 | 0.000 | 0.000 | 3.78 | - | - | | | | | 0.140 |
| 15.000 | 0.000 | 0.000 | 0.000 | 0.001 | - | - | 0.000 | 0.000 | 0.000 | | 0.001 | - | - | | | 0.000 | 0.000 | 0.000 | 4.78 | - | - | 0.000 | 0.000 | 0.000 | 4.78 | - | - | | | | | 0.150 |
| Totals: | | | | | 0 | 326 | | | | | | | 0 | 0 | 0 | | | | | | | 0 | 20 | | | | | | | | | 0 |
| Number of Trades: | | | | | 0 | | | | | | | | 0 | 0 | | | | | | | | 0.00 | | | | | | | | | 0 | |

| Lending Products | Underlying Title | Open Interest[5] | Multilateral Transactions[1] | | | | Bilateral Transactions[2] | | Stock Borrowing through OTC (volume)[3] |
|------------------|--------------------------------|------------------|------------------------------|------------------|---------------------|------------------|---------------------------|------------------|---|
| | | | Volume(Offered) | Average Weighted | Transactions volume | Average Weighted | Transactions Volume | Average Weighted | Transactions Volume |
| ADMIEBOR | ADMIE (IPTO) HOLDING S.A. (CR) | --- | --- | --- | --- | --- | --- | 313,053 | |
| AEGNBOR | AEGEAN AIRLINES (CR) | --- | --- | --- | --- | --- | --- | 41,094 | |
| ALPHABOR | ALPHA SERVICES HOLD (CR) | 200 | --- | --- | --- | --- | --- | 58,543,108 | |
| ALMYBOR | ALUMIL (CR) | --- | --- | --- | --- | --- | --- | --- | |
| OTOELBOR | AUTOHELLAS SA (CR) | 7,710 | --- | --- | --- | --- | --- | 176,420 | |
| AVAXBOR | AVAX S.A. (CR) | --- | --- | --- | --- | --- | --- | --- | |
| EEEBOR | CC HBC AG (CR) | 4,431 | --- | --- | --- | --- | --- | 47,768 | |
| CENERBOR | CENERGY HOLDINGS (CB) | 14,600 | --- | --- | 400 | 6.25% | --- | --- | |
| ELLAKTORBOR | ELLAKTOR (CR) | 5,760 | --- | --- | --- | --- | --- | 185,015 | |
| ELHABOR | ELVALHALCOR (CR) | 24,139 | --- | --- | --- | --- | --- | 64,887 | |
| EUROBBOR | EUROBANK HOLDINGS (CR) | 15,000 | --- | --- | --- | --- | --- | 34,112,689 | |
| EYDAPBOR | EYDAP S.A. (CR) | 18,351 | --- | --- | --- | --- | --- | 203,758 | |
| FFGRPBOR | FOLLI FOLLIE (CR) | --- | --- | --- | --- | --- | --- | 886,310 | |
| FOYRKBOR | FOURLIS (CR) | --- | --- | --- | --- | --- | --- | 15,873 | |
| GEKTERNABOR | GEK TERNA (CR) | --- | --- | --- | --- | --- | --- | 1,293 | |
| SARBOR | GR. SARANTIS S.A. (CR) | 559 | --- | --- | --- | --- | --- | 124,020 | |
| EXAEBOR | HELLENIC EXCHANGES-A.S.E. (CR) | 3,200 | --- | --- | --- | --- | --- | 302,063 | |
| ELPEBOR | HELLENIQ ENERGY (CR) | --- | --- | --- | --- | --- | --- | 370,342 | |
| INTRKBOR | INTRACOM HOLDINGS (CR) | --- | --- | --- | --- | --- | --- | --- | |
| INKATBOR | INTRAKAT (CR) | --- | --- | --- | --- | --- | --- | --- | |
| BELABOR | JUMBO SA (CR) | 36,504 | --- | --- | --- | --- | --- | 206,729 | |
| LAMDABOR | LAMDA DEVELOPMENT SA (CR) | 2,000 | --- | --- | --- | --- | --- | 504,298 | |
| MIGBOR | MIG (CR) | 1,950 | --- | --- | --- | --- | --- | 40,179 | |
| MOHBOR | MOTOR OIL (CR) | 25,481 | --- | --- | 1,000 | 4.50% | --- | 876,022 | |
| MYTILBOR | MYTILINEOS (CR) | 22,922 | --- | --- | 3,000 | 4.50% | --- | 143,600 | |
| ETEBOR | NATIONAL BANK (CR) | 1,500 | --- | --- | --- | --- | --- | 10,343,173 | |
| OPAPBOR | OPAP (CR) | 8,200 | --- | --- | 2,200 | 4.50% | --- | 1,786,990 | |
| HTOBOR | OTE (CR) | 32,576 | --- | --- | --- | --- | --- | 1,246,449 | |
| PPABOR | P.P.A. S.A. (CR) | 2,250 | --- | --- | --- | --- | --- | 65,287 | |
| TPEIRBOR | PIRAEUS FINANCIAL HOLD (CR) | 5,000 | --- | --- | 45,018 | 9.00% | --- | 789,868 | |
| PPCBOR | PPC (CR) | 3,000 | --- | --- | --- | --- | --- | 2,029,473 | |

Stock Lending Notes

[1] - Multilateral contracts Lending or Borrowing as per Methods 8-1, 8-2 and 8-3-3 (According to ATHEX BoD Resolution No.17)

[2] - Bilateral Contracts Lending or Borrowing as per Methods 8-3-1 and 8-3-2 (According to ATHEX BoD Resolution No.20)

[3] - The information concerning OTC Stock Borrowing Transactions is based on the statements of the Dematerialised Securities System (DSS) operators involved and refers to volumes that have been registered up until the previous working day.

[4] - Average Price (Volume weighted)

[5] - The Data concerning Open Interest before the start of trading session

| Lending Products | Underlying Title | Open Interest[5] | Multilateral Transactions[1] | | | | Bilateral Transactions[2] | | Stock Borrowing through OTC (volume)[3] | |
|------------------|-------------------------------|------------------|------------------------------|------------------|---------------------|------------------|---------------------------|------------------|---|--|
| | | | Volume(Offered) | Average Weighted | Transactions volume | Average Weighted | Transactions Volume | Average Weighted | Transactions Volume | |
| QUALBOR | QUALITY & RELIABILITY SA (CR) | --- | --- | --- | --- | --- | --- | --- | --- | |
| QUESTBOR | QUEST HOLDINGS (CR) | 2,856 | --- | --- | 672 | 4.50% | --- | --- | 62,794 | |
| TENERGYBOR | TERNA ENERGY (CR) | --- | --- | --- | --- | --- | --- | --- | 71,150 | |
| TITCBOR | TITAN CEMENT (CB) | 4,389 | --- | --- | --- | --- | --- | --- | 341,075 | |
| VIOBOR | VIOHALCO SA/NV (CB) | 18,277 | --- | --- | --- | --- | --- | --- | --- | |

Stock Lending Notes

[1] - Multilateral contracts Lending or Borrowing as per Methods 8-1, 8-2 and 8-3-3 (According to ATHEX BoD Resolution No.17)

[2] - Bilateral Contracts Lending or Borrowing as per Methods 8-3-1 and 8-3-2 (According to ATHEX BoD Resolution No.20)

[3] - The information concerning OTC Stock Borrowing Transactions is based on the statements of the Dematerialised Securities System (DSS) operators involved and refers to volumes that have been registered up until the previous working day.

[4] - Average Price (Volume weighted)

[5] - The Data concerning Open Interest before the start of trading session

Sectors codification for listed companies

| | | | |
|----------|--|----------|---------------------------------|
| 12003- | ETF | 10101010 | Computer Services |
| 10101015 | Software | 10102030 | Computer Hardware |
| 15101010 | Telecommunications Equipment | 15102015 | Telecommunications Services |
| 20101010 | Health Care Facilities | 20101025 | Health Care Services |
| 20102010 | Medical Equipment | 20103015 | Pharmaceuticals |
| 30101010 | Banks | 30202000 | Diversified Financial Services |
| 30202010 | Asset Managers & Custodians | 30202015 | Investment Services |
| 30204000 | Closed End Investments | 30302010 | Full Line Insurance |
| 30302015 | Insurance Brokers | 30302025 | Property and Casualty Insurance |
| 35101010 | Real Estate Holding and Development | 35101015 | Real Estate Services |
| 35102000 | Diversified REITs | 35102030 | Office REITs |
| 40201040 | Rental & Leasing Services: Consumer | 40202010 | Home Construction |
| 40202015 | Household Furnishings | 40202020 | Household Appliance |
| 40203040 | Electronic Entertainment | 40203045 | Toys |
| 40204020 | Clothing & Accessories | 40301010 | Entertainment |
| 40301030 | Publishing | 40301035 | Radio & TV Broadcasters |
| 40401010 | Diversified Retailers | 40401020 | Apparel Retailers |
| 40401025 | Home Improvement Retailers | 40401030 | Specialty Retailers |
| 40501010 | Airlines | 40501015 | Travel & Tourism |
| 40501020 | Casinos & Gambling | 40501025 | Hotels & Motels |
| 45101015 | Distillers & Vintners | 45101020 | Soft Drinks |
| 45102010 | Farming Fishing Ranching & Plantations | 45102020 | Food Products |
| 45103010 | Tobacco | 45201010 | Food Retailers & Wholesalers |
| 45201020 | Personal Products | 50101010 | Construction |
| 50101020 | Building Roof/Wallboard and Plumbing | 50101030 | Cement |
| 50101035 | Building Materials: Other | 50202010 | Electrical Components |
| 50203000 | Diversified Industrials | 50203015 | Plastics |
| 50203030 | Containers & Packaging | 50204000 | Machinery: Industrial |
| 50204020 | Machinery: Construction & Handling | 50205010 | Industrial Suppliers |
| 50205020 | Back Office Support HR & Consulting | 50205030 | Forms & Bulk Printing Services |
| 50206015 | Commercial Vehicles & Parts | 50206030 | Marine Transportation |
| 50206060 | Transportation Services | 55101000 | Diversified Materials |
| 55101020 | Textile Products | 55102000 | General Mining |
| 55102010 | Iron & Steel | 55102015 | Metal Fabricating |
| 55102035 | Aluminum | 60101020 | Oil Refining and Marketing |
| 65101010 | Alternative Electricity | 65101015 | Conventional Electricity |
| 65102030 | Water | | |



ATHEX
Athens Stock Exchange

Λεωφ. Αθηνών 110 104 42 Αθήνα
110, Athinon Ave. GR 104 42 Athens
tel. (+30)210-33.66.800, fax (+30)210-33.66.101
www.athexgroup.gr