

23

Ημερήσιο Δελτίο
Συναλλακτικής Δραστηριότητας

Daily Official List
of Trading Activity

Monday, 12 June, 2023

Year: 144 Trading Day No: 108



ATHEXGROUP
Athens Exchange Group

Disclaimer:

Hellenic Exchanges-Athens Stock Exchange S.A. endeavours to ensure that the data and other material ("Information") presented on the Daily Official List are accurate and complete, but it is not liable for any errors or omissions of data or /and for the accuracy, credibility, updating and completeness of the aforesaid information nor it has any liability arising directly or indirectly from the use of the above Information.

The Company is not liable for the accuracy of the data included in listed companies' announcements. Only the sender of such an announcement is fully and solely liable for any infringement of third party's rights from the content of such announcement. All contents of the Daily Official List are provided only for information purposes and do not constitute investment advice or solicitation to invest in securities or other products listed for trading on the Exchange.

You acknowledge and agree that the Company is the owner of any property rights related to any Information appearing on the Daily Official List including intellectual property rights copyright, trademarks, etc.

The above data are a property of the Hellenic Exchanges-Athens Exchange and are copyright protected. Users are forbidden to reproduce, modify, copy, sale, transmit or redistribute, by all reproduction means and methods, part or the whole of the above data, without reference to their source.

The commercial exploitation of these data is, also, forbidden by third parties. Hellenic Exchanges-Athens Exchange does not carry any responsibility, direct or indirect, derived from usage or accidental alteration of the above data when used by third parties.

Hellenic Exchanges – Athens Stock Exchange S.A.

110 Athinon Ave., 10442 Athens, Tel: (210) 33.66.800, Fax: (210) 32.13.938

www.athexgroup.gr

Thessalonica Stock Exchange Center (T.S.E.C)

16-18 Katouni Str., Thessalonica 546 25 Tel: (2310) 567.667, Fax: (2310) 530.545

Athex Members Guarantee Fund

14-16 Fidiou Str., Athens 106 78, Tel: (210) 33.04.682, Fax: (210) 33.04.155

Hellenic Republic Capital Market Commission

1 Kolokotroni Str. & 1 Stadiou Str., Athens 10562 Tel: (210) 33.77.100 Fax: (210) 33.77.173

Table of Contents

Section 1: Statistical Figures of Securities, Derivatives and Lending

Summary of Markets

Athex Indices

Analytic Figures for Athex Market's Boards and Categories

Trading Details by Athex Sectors and Financial Instruments (ETFs)

Top 10 best & worst performing Shares

Derivatives Summary

Section 2: Analytic Figures of Shares Transactions

Analytic Figures of Shares Transactions

Shares' Notes

Section 3: Figures of Securities Transactions

Securities Blocks Details

Shares Rights Details

Stock Borrowing

Forced Sales Details

Forced Sales Registered Shares

Exchange Traded Funds (ETFs) Characteristics

Section 5: Bonds traded in Fixed Income Assets Market

Convertible Corporate Bonds - Regulated Market

Non Convertible Corporate Bonds - Regulated Market

Government Bonds

Treasury Bills & Zero Coupon Government Bonds

Government Bonds Traded with the Open Outcry Method

State Banks Bonds

Section 6: Additional Infos

Athex & ATHEXClear Members List

List of Stocks under Market Making operations

Section 7: Derivatives Market Analytic Figures

Index Futures

Stock Futures

Index Options

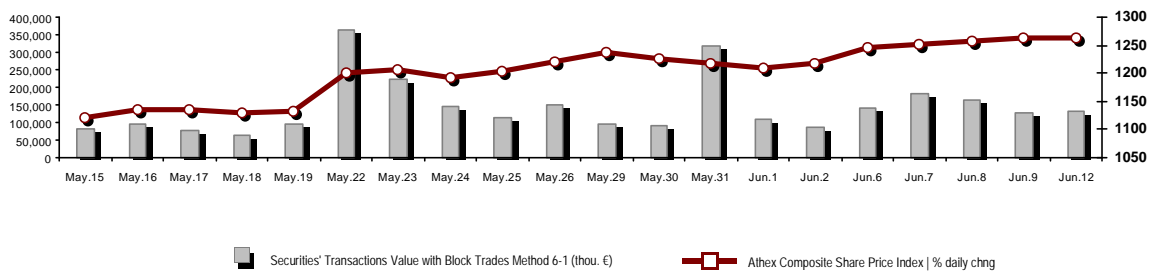
Stock Options

Stock Lending Analytic Figures

Appendix A: Sectors codification for listed companies

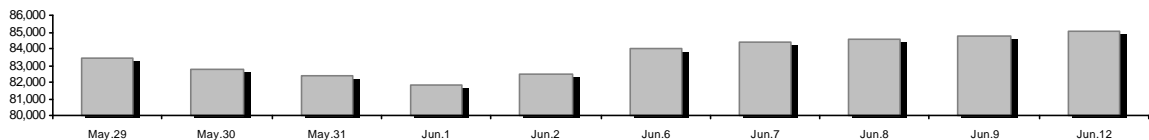
Summary of Markets

Athex Composite Share Price Index vs Shares and Derivatives Transactions Value

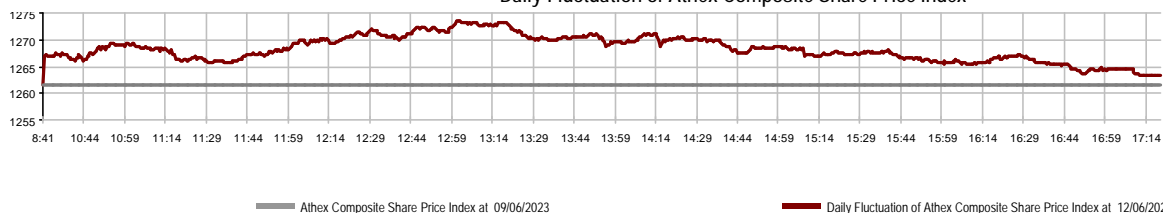


Athex Capitalisation (mill. €)**:	85,024.39		Derivatives Total Open Interest	524,421
Daily change: mill. € %	289.68	0.34%	in Index Futures % daily chng	8,719 1.18%
Yearly Avg Capitalisation: mill. € % chng prev year Avg	74,532.42	18.19%	in Stock Futures % daily chng	513,248 5.52%
Athex Composite Share Price Index % daily chng	1,263.38	0.14%	in Index Options % daily chng	1,635 -1.09%
Athex Composite Share Price Index Capitalisation (mill. €)	77,551.09		in Stock Options % daily chng	819 -0.24%
Daily change (mill. €)	230.48			
Securities' Transactions Value with Block Trades Method 6-1 (t)	130,752.57		Derivatives Contracts Volume:	175,946
Daily change: %	3,575.55	2.81%	Daily change: pieces %	59,306 50.85%
YtD Avg Trans. Value: thou. € % chng prev year Avg	108,925.92	50.76%	YtD Avg Derivatives Contracts % chng prev year Avg	48,770 41.97%
Blocks Transactions Value of Method 6-1 (thou. €)	15,731.14		Derivatives Trades Number:	4,513
Blocks Transactions Value of Method 6-2 & 6-3 (thou. €)	58.48		Daily change: number %	460 11.35%
Bonds Transactions Value (thou.€)	652.27		YtD Avg Trades number % chng prev year Avg	2,448 19.17%
Securities' Transactions Volume with Block Trades Method 6-1 (tho)	40,132.24		Lending Total Open Interest	216,224
Daily change: thou. pieces %	1,481.12	3.83%	Daily change: pieces %	3,993 1.88%
YtD Avg Volume: % chng prev year Avg	40,181.14	41.73%	Lending Volume (Multilateral/Bilateral)	193,631
Blocks Transactions Volume of Method 6-1 (thou. Pieces)	5,466.13		Daily change: pieces %	183,138
Blocks Transactions Volume of Method 6-2 & 6-3 (thou. Pieces)	19.05		Multilateral Lending	44,631
Bonds Transactions Volume	710,000		Bilateral Lending	149,000
Securities' Trades Number with Block Trades Method 6-1	41,359		Lending Trades Number:	35
Daily change: number %	2,444	6.28%	Daily change: %	23
YtD Avg Trades number % chng prev year Avg	36,472	23.98%	Multilateral Lending Trades Number	30
Number of Blocks Method 6-1	14		Bilateral Lending Trades Number	5
Number of Blocks Method 6-2 & 6-3	1			
Number of Bonds Transactions	154			

Athex Capitalisation (mill. €)**



Daily Fluctuation of Athex Composite Share Price Index



Athex Indices

Index name	12/06/2023	09/06/2023	pts.	%	Min	Max	Year min	Year max	Year change
Athex Composite Share Price Index	1,263.38 #	1,261.67	1.71	0.14%	1,261.67	1,273.51	929.79	1,273.51	35.88% #
Athex ESG Index	1,439.70 #	1,435.91	3.79	0.26%	1,435.91	1,452.96	1,057.52	1,452.96	36.12% #
FTSE/Athex Large Cap	3,071.56 #	3,062.57	8.99	0.29%	3,062.57	3,100.75	2,250.77	3,100.75	36.42% #
FTSE/Athex Mid Cap Index	1,891.67 €	1,895.10	-3.43	-0.18%	1,889.67	1,910.30	1,411.43	1,910.30	34.03% #
FTSE/ATHEX High Dividend Yield Index	3,820.14 #	3,810.98	9.16	0.24%	3,810.29	3,838.53	3,028.28	3,838.53	26.15% #
FTSE/ATHEX Global Traders Index Plus	3,606.09 €	3,614.97	-8.88	-0.25%	3,606.09	3,635.43	2,616.09	3,635.43	37.84% #
FTSE/ATHEX Mid & Small Cap Factor-Weighted Ind	5,275.43 #	5,273.44	1.99	0.04%	5,247.91	5,304.08	4,353.12	5,304.08	20.02% #
ATHEX Select Index Plus	4,154.78 #	4,154.18	0.60	0.01%	4,147.58	4,175.44	3,071.06	4,180.55	35.29% #
ATHEX Select Index	6,233.82 #	6,229.63	4.19	0.07%	6,224.02	6,290.95	4,343.88	6,290.95	43.51% #
FTSE/Athex Market Index	729.68 #	727.83	1.85	0.25%	727.83	736.20	539.21	736.20	35.29% #
Athex Composite Index Total Return Index	2,253.34 #	2,250.29	3.05	0.14%	2,250.29	2,271.41	1,641.17	2,271.41	37.30% #
FTSE/Athex Large Cap Total Return	4,970.22 #	4,955.67	14.55	0.29%			3,623.42	4,970.22	38.02% #
FTSE/Athex Mid Cap Total Return	2,500.87 €	2,505.40	-4.53	-0.18%			1,881.61	2,505.40	34.62% #
Hellenic Mid & Small Cap Index	1,808.53 #	1,807.84	0.69	0.04%	1,807.39	1,820.20	1,365.14	1,820.20	32.48% #
FTSE/Athex Banks	1,024.51 #	1,019.39	5.12	0.50%	1,019.39	1,038.96	640.09	1,038.96	59.94% #
FTSE/Athex Insurance	2,904.49 #	2,850.98	53.51	1.88%	2,850.98	2,919.77	2,652.26	3,042.07	-1.04% €
FTSE/Athex Financial Services	1,275.69 €	1,293.88	-18.19	-1.41%	1,274.40	1,303.24	672.72	1,375.02	86.12% #
FTSE/Athex Industrial Goods & Services	7,054.40 €	7,078.07	-23.67	-0.33%	7,020.45	7,183.69	4,603.86	7,183.69	52.08% #
FTSE/Athex Retail	1,273.12 €	1,276.71	-3.59	-0.28%	1,266.70	1,288.51	901.21	1,291.82	41.27% #
FTSE/ATHEX Real Estate	4,480.79 #	4,396.38	84.41	1.92%	4,379.05	4,505.89	3,750.22	4,505.89	10.01% #
FTSE/Athex Consumer Goods & Services	13,711.84 €	13,821.81	-109.97	-0.80%	13,687.57	13,837.77	8,974.47	13,968.68	49.73% #
FTSE/Athex Food & Beverage	10,276.51 €	10,287.93	-11.42	-0.11%	10,271.86	10,361.67	8,101.49	11,188.59	21.38% #
FTSE/Athex Basic Resources	8,904.47 #	8,837.01	67.46	0.76%	8,837.01	8,947.57	6,463.31	8,947.57	37.21% #
FTSE/Athex Construction & Materials	4,237.73 €	4,268.36	-30.63	-0.72%	4,236.91	4,293.77	3,204.90	4,320.86	32.23% #
FTSE/Athex Energy	5,428.15 #	5,410.67	17.48	0.32%	5,406.35	5,446.36	4,780.16	5,856.79	7.92% #
FTSE/Athex Travel & Leisure	2,828.74 #	2,798.40	30.34	1.08%	2,793.10	2,852.83	2,196.17	2,875.50	27.58% #
FTSE/Athex Technology	2,645.65 €	2,657.09	-11.44	-0.43%	2,642.92	2,686.30	2,047.81	2,686.30	28.79% #
FTSE/Athex Telecommunications	4,163.04 #	4,093.49	69.55	1.70%	4,093.49	4,168.84	3,511.53	4,391.80	2.24% #
FTSE/Athex Utilities	5,959.43 #	5,952.27	7.16	0.12%	5,940.59	6,023.36	4,598.77	6,023.36	29.59% #
FTSE/Athex Health Care	410.97 #	404.17	6.80	1.68%	400.78	412.10	390.59	469.84	-1.89% €
FTSE/Athex Personal Products	7,499.80 €	7,575.91	-76.11	-1.00%	7,442.87	7,599.95	6,441.87	7,905.24	13.52% #
Athex All Share Index	297.00 #	296.01	0.99	0.33%	297.00	297.00	231.11	297.00	29.00% #
MSCI GREECE REBASED	4,877.91 #	4,862.22	15.69	0.32%	4,862.22	4,931.59	4,125.04	4,931.59	--- -
Hellenic Corporate Bond Index	123.88 #	123.79	0.09	0.07%			118.78	123.88	4.11% #
Hellenic Corporate Bond Price Index	88.42 #	88.36	0.06	0.06%			85.96	88.42	2.54% #

Note 1: FTSE/Med 100, Hellenic Corporate Bond Price Index and Hellenic Corporate Bond Index closing prices refer to the previous trading day of 08/06/2023.

Note 2: The Hellenic Mid & Small Cap Index is a Customized index calculated by the Athens Exchange.

Analytic Figures for Athex Market's Boards and Categories

	Total Traded Securities	Main Market	Surveillance	Exchange Traded Funds (ETFs)
Totals	132	118	13	1
Gain / Lose / Same:	69 / 45 / 18	63 / 45 / 10	5 / 0 / 8	1 / 0 / 0
Athex Capitalisation (mill. €) **	85,024.39	84,646.91	377.48	
Daily Average Trans/ons Value(thou.€)	108,925.92	108,684.31	250.76	40.36
Transactions Value	130,811.06	130,604.53	188.39	18.14
Main Board:	115,021.44	114,814.91	188.39	18.14
Blocks Board 6_2_3:	15,789.62	15,789.62	0.00	0.00
Forced Sales Board:	0.00	0.00	0.00	0.00
Special Terms Board:	0.00	0.00	0.00	0.00
Daily Average Transactions Volume	40,181,140	39,053,117	1,134,546	1,514
Transactions Volume	40,151,287	39,567,572	583,132	583
Main Board:	34,666,104	34,082,389	583,132	583
Blocks Board 6_2_3:	5,485,183	5,485,183	0	0
Forced Sales Board:	0	0	0	0
Special Terms Board:	0	0	0	0
Daily Average Number of Trades	36,472	36,226	244	3
Number of Trades	41,360	41,194	159	7
Main Board:	41,345	41,179	159	7
Blocks Board 6_2_3:	15	15	0	0
Forced Sales Board:	0	0	0	0
Special Terms Board:	0	0	0	0

Trading Details by Athex Sectors and Financial Instruments (ETFs)

Code	Sectors	Gain / Lose / Same	Number of Trades	Transactions Volume	Transactions Value	% of Total Trans. Value
3010	- Banks	3 / 3 / 0	13,042	28,421,085	57,871,554.60	44.24%
5510	- Basic Resources	9 / 4 / 4	1,365	509,611	1,301,677.04	1.00%
5010	- Construction & Materials	7 / 4 / 3	3,082	1,703,185	3,751,949.02	2.87%
4020	- Consumer Products & Services	4 / 2 / 3	2,818	750,901	8,484,273.60	6.49%
6010	- Energy	4 / 0 / 0	2,165	271,794	4,729,867.90	3.62%
12000	- Financial Instruments	1 / 0 / 0	7	583	18,135.60	0.01%
3020	- Financial Services	1 / 3 / 1	1,555	1,972,298	9,997,055.26	7.64%
4510	- Food Beverage & Tobacco	5 / 3 / 0	269	49,012	659,605.46	0.50%
2010	- Health Care	2 / 1 / 0	589	920,067	531,004.10	0.41%
5020	- Industrial Goods & Services	9 / 7 / 2	3,236	1,026,335	8,463,405.36	6.47%
3030	- Insurance	1 / 0 / 0	15	4,574	17,382.09	0.01%
4030	- Media	0 / 1 / 0	14	33,990	18,561.50	0.01%
4520	- Personal Care, Drug & Grocery Stores	1 / 2 / 0	186	37,101	187,303.00	0.14%
3510	- Real Estate	3 / 5 / 3	1,397	497,811	2,453,744.52	1.88%
4040	- Retail	4 / 2 / 0	397	91,005	342,092.84	0.26%
1010	- Technology	5 / 6 / 0	1,225	369,113	1,585,826.98	1.21%
1510	- Telecommunications	2 / 0 / 0	2,088	441,801	6,532,962.21	4.99%
4050	- Travel & Leisure	5 / 0 / 2	2,997	1,216,895	11,352,068.34	8.68%
6510	- Utilities	3 / 2 / 0	4,913	1,834,126	12,512,586.97	9.57%

Top 10 best & worst performing Shares

Main Market

With positive Price change			With negative Price change		
	Closing price	change		Closing price	change
NAFPAKTOS TEXTILE (CR)	1.12	12.00% #	AUSTRIACARD (CB)	14.2	-3.40% €
UNIBIOS (CR)	0.856	11.17% #	TZIRAKIAN PROFIL (CR)	2.08	-2.80% €
LAVIPHARM SA (CR)	0.548	7.87% #	ATHENS MEDICAL CENTER SA (CR)	1.645	-2.37% €
INTERWOOD-XYLEMPORIA (CR)	0.312	6.49% #	THRACE PLASTICS SA (CR)	5.03	-2.33% €
AVAX S.A. (CR)	1.194	4.92% #	ELLAKTOR (CR)	2.28	-2.15% €
DOMIKI KRITIS SA (CR)	0.84	4.74% #	CNL CAPITAL (CR)	7.15	-2.05% €
KEKROPS SA (CR)	1.34	4.69% #	IDEAL HOLDINGS (CR)	5.06	-1.75% €
DROMEAS SA (CR)	0.38	4.68% #	GEK TERNA (CR)	13.9	-1.70% €
EUROCONSULTANTS S.A. (CR)	0.75	3.31% #	PREMIA (CR)	1.25	-1.58% €
EKTER SA (CR)	1.87	2.75% #	INTERCONTINENTAL (CR)	6.35	-1.55% €
With the highest Transactions Value			With the highest Transactions Volume		
	Value (thou. €)	change		Volume	change
ALPHA SERVICES HOLD (CR)	23,523.72	-0.19% €	ALPHA SERVICES HOLD (CR)	14,783,984	-0.19% €
PIRAEUS FINANCIAL HOLD (CR)	16,524.32	1.01% #	EUROBANK HOLDINGS (CR)	6,934,241	1.86% #
EUROBANK HOLDINGS (CR)	10,654.01	1.86% #	PIRAEUS FINANCIAL HOLD (CR)	5,509,723	1.01% #
HELLENIC EXCHANGES-A.S.E. (CR)	9,845.39	-1.37% €	HELLENIC EXCHANGES-A.S.E. (CR)	1,946,208	-1.37% €
PPC (CR)	7,614.55	0.69% #	NATIONAL BANK (CR)	1,189,502	-0.67% €
NATIONAL BANK (CR)	7,111.76	-0.67% €	LAVIPHARM SA (CR)	899,593	7.87% #
AEGEAN AIRLINES (CR)	7,000.18	1.32% #	ADMIE (IPTO) HOLDING S.A. (CR)	864,981	1.52% #
JUMBO SA (CR)	6,890.14	-1.06% €	PPC (CR)	743,730	0.69% #
MYTILINEOS (CR)	6,635.60	-0.32% €	AEGEAN AIRLINES (CR)	701,843	1.32% #
OTE (CR)	6,515.19	1.71% #	OTE (CR)	439,316	1.71% #

Note: Stocks that are not included in the "Under Supervision" category, and the transactions value is more than 10,000 €.

Derivatives Summary

	Number of Trades	Volume	Open Interest
Index Futures	297	3,296	8,719
FTSE/Athex Banks	12	555	1,663
FTSE/Athex Large Cap	281	2,659	6,783
MSCI GREECE REBASED	4	82	273
Stock Futures	4,195	172,501	513,248
ADMIE (IPTO) HOLDING S.A. (CR)	250	6,103	14,792
AEGEAN AIRLINES (CR)	216	2,904	3,839
ALPHA SERVICES HOLD (CR)	795	87,297	224,860
AUTOHELLAS SA (CR)	28	54	94
AVAX S.A. (CR)	34	431	740
CC HBC AG (CR)	39	241	338
CENERGY HOLDINGS (CB)	55	2,164	6,151
ELLAKTOR (CR)	49	549	761
ELVALHALCOR (CR)	66	639	1,960
EUROBANK HOLDINGS (CR)	258	19,871	56,951
EYDAP S.A. (CR)	31	109	595
FOURLIS (CR)	19	116	1,052
GEK TERNA (CR)	62	1,393	8,426
HELLENIC EXCHANGES-A.S.E. (CR)	108	867	4,173
HELLENIQ ENERGY (CR)	6	26	1,469
INTRACOM HOLDINGS (CR)	40	336	4,555
INTRAKAT (CR)	58	1,546	10,744
JUMBO SA (CR)	14	64	462
LAMDA DEVELOPMENT SA (CR)	105	714	5,523
MIG (CR)	40	293	1,095
MOTOR OIL (CR)	72	416	1,787
MYTILINEOS (CR)	142	991	2,402
NATIONAL BANK (CR)	320	5,953	23,874
OPAP (CR)	33	406	1,886
OTE (CR)	271	3,721	12,661
P.P.A. S.A. (CR)	1	1	356
PIRAEUS FINANCIAL HOLD (CR)	466	18,701	80,450
PPC (CR)	305	7,496	22,825
QUEST HOLDINGS (CR)	8	20	212
TERNA ENERGY (CR)	232	7,342	12,491
TITAN CEMENT (CB)	14	42	528
VIOHALCO SA/NV (CB)	58	1,695	5,196
Index Options	21	149	1,635
FTSE/Athex Large Cap	21	149	1,635
Stock Options	0	0	819
ALPHA SERVICES HOLD (CR)	0	0	24
NATIONAL BANK (CR)	0	0	280
OPAP (CR)	0	0	134
OTE (CR)	0	0	30
PIRAEUS FINANCIAL HOLD (CR)	0	0	5
PPC (CR)	0	0	346
Total Derivatives Traded	4,513	175,946	524,421

Number of Outstanding Securities	Nominal Value	Dividends [1]			Date of Last Coupon		Note	Shares	Closing price	% change	Previous closing price/date	Open price	Price min	Price max	Last price	Avg price	Last Bid [7]	Last Ask [7]	P/E after tax	Year	Volume	Trades	Transactions Value[8]	Company Mkt Value (thou. €)	Year low	Year high	Sector[4]
		2020	2021	2022	Dividend [2]	Right																					
7,125,216	0.650	---	---	---	01/07/2005	14/12/1999	4955	KRE.KA SA (CR)	0.28	---	0.28	06/04/2023	---	---	---	---	---	---	---	---	---	---	---	1,995.06	0.17	0.43	45102010
7,734,375	1.00	---	---	---	09/07/2007	07/01/2011	5277	LIVANIS SA (CR)	0.125	---	0.125	28/04/2023	---	---	---	---	---	---	---	---	---	---	---	966.80	0.12	0.18	40301030

Shares' Notes

Code	Note text
()	- Adjusted dividends.
*	- Last adjusted closing price.
[1]	- Net dividends.
[2]	- The "Date of Last Coupon" for New listings refers to the date company's stocks started to trade in Athex
[3]	- The Company Market Value is referred to the number of outstanding shares
[4]	- Sectors codification can be found in Appendix A
[5]	- The Market Value refers to the total number of shares listed (including their several classes) in the exchange by the company.
[6]	- P/E greater than 100
[7]	- Last view of the Order Book before the end of the trading session
[8]	- All Blocks Methods' Transactions Value are included.
4750	- Transfer to the Under Surveillance Category from 8/4/2011.
4955	- Transfer to the Surveillance Category as from 5/4/2013.
4957	- Transfer to the Surveillance Category as from 5/4/2013.
4958	- Transfer to the Surveillance Category as from 5/4/2013.
4959	- Transfer to the Surveillance Category as from 5/4/2013.
5093	- Transfer to the Surveillance Category as of 8/4/2015.
5141	- Transfer to the Surveillance Category as of 10/05/2017.
5160	- Transfer to the Surveillance Category as of 15/04/2016.
5165	- Transfer to the Surveillance Category as of 15/02/2018.
5179	- Suspension of trading as of 25/05/2018.
5193	- Transfer to the Surveillance Category as of 25/10/2018.
5197	- Transfer to the Surveillance Category as of 07/11/2018.
5216	- Suspension of trading as of 01/10/2019.
5232	- Transfer to the Under Surveillance Category from 08/04/2011.
5233	- Suspension of trading as of 13/05/2020.
5248	- Transfer to the Surveillance Category as of 06/09/20116.
5253	- Transfer to the Surveillance Category as of 14/5/2021.
5275	- Transfer to the Surveillance Category as of 09/07/2020.
5277	- Suspension of trading as of 02/05/2023.
5278	- Suspension of trading as of 03/05/2023.

Securities Blocks Details

Securities	Block Volume	Price	Block Trade Value	Time of approval	Note
ALPHA SERVICES HOLD (CR)	2,000,000	1.60	3,196,000.00	11:09:24	20
EUROBANK HOLDINGS (CR)	400,000	1.53	611,800.00	12:22:25	20
EUROBANK HOLDINGS (CR)	613,133	1.53	937,786.92	12:29:32	20
PIRAEUS FINANCIAL HOLD (CR)	500,000	2.99	1,495,000.00	15:51:27	20
PIRAEUS FINANCIAL HOLD (CR)	450,000	2.99	1,345,500.00	15:57:11	20
PIRAEUS FINANCIAL HOLD (CR)	200,000	2.99	598,400.00	16:12:26	20
PIRAEUS FINANCIAL HOLD (CR)	19,050	3.07	58,483.50	16:23:07	18
JUMBO SA (CR)	50,000	24.38	1,219,000.00	17:00:49	20
HELLENIC EXCHANGES-A.S.E. (CR)	220,000	5.05	1,111,000.00	17:05:01	20
HELLENIC EXCHANGES-A.S.E. (CR)	50,000	5.05	252,500.00	17:06:01	20
HELLENIC EXCHANGES-A.S.E. (CR)	20,000	5.05	101,000.00	17:06:52	20
HELLENIC EXCHANGES-A.S.E. (CR)	20,000	5.05	101,000.00	17:08:02	20
HELLENIC EXCHANGES-A.S.E. (CR)	640,000	5.05	3,232,000.00	17:09:02	20
HELLENIC EXCHANGES-A.S.E. (CR)	23,000	5.05	116,150.00	17:09:51	20
HELLENIC EXCHANGES-A.S.E. (CR)	280,000	5.05	1,414,000.00	17:13:37	20

Blocks Notes

9 - Method 6-1 / Special Fees

10 - Method 6-1 / Special Fees, SDS

14 - Method 6-3 / Settlement, Incomplete Buy and Sell

18 - Method 6-2 / SPOT 1

19 - Method 6-2 / SPOT 2

20 - Method 6-1 and Method 6-1 Same Day Settlement

21 - Other Pre-agreed

Shares Rights Details

Occured date	Exercise from	Exercise until	Trading until	Rights	Price min	Price max	Closing price	Last Bid	Last Ask	Volume	Trades	Transactions Value
--------------	---------------	----------------	---------------	--------	-----------	-----------	---------------	----------	----------	--------	--------	--------------------

No Rights Transactions.

Forced Sales Details

Securities	Category of Security	Transactions Volume	Number of Trades	Transactions Value	Note
------------	----------------------	------------------------	---------------------	-----------------------	------

No Forced Transactions.

Forced Sales Notes

- 1 - Compulsory Public Forced Sales
- 2 - Forced Sales of Fixed Registered Shares
- 3 - Forced Sales of Remaining Fractional Shares

Exchange Traded Funds (ETFs) Characteristics

	Transactions Date (T)	Creation / Redemption	Units (T-1)	New Units (T-1)	Redemption Units (T-1)	Units (T) [1]	Fund Assets [2]	Net Unit Price	Dividend per Unit	Dividend Date
ALPHA ETF FTSE Athex Large Cap	12/06/2023	5,000	906,928	---	---	906,928	28,128,440.00	31.0151	0.52	01/07/2022

ETFs Notes

[1] - Units (T) = Units (T-1) + New Units (T-1) - Redemption Units (T-1)

[2] - The Creation / Redemption Units of T-1 are included.

Convertible Corporate Bonds - Regulated Market

Num Listed Bonds	Nominal price	Issue price	Today's Rate	Exp. Date	Duration (years)	Note	Coupon		Trading Unit	Corporate Bonds	Price min	Price max	Closing price	Previous closing price/date	Volume	Transactions Value	Last order			ear min	Year max		
							Common	Preferred									Price	Buy / Sell	Date				
										#Error				#Type!									

Corporate Bonds Notes

Transactions Volume = (Pieces) * (Nominal Price). Transactions Value = (Pieces) * (Nominal Price) * (price %) + (Accrued interest).

The price of a Bond is stated as a percentage (%) of Bond's Nominal Price.

Nominal Price in Euros (€), except if it is noted differently.

Non Convertible Corporate Bonds - Regulated Market

Num Listed Bonds	Nominal price	Issue price	Today's Rate	Exp. Date	Duration (years)	Note	Coupon		Trading Unit	Corporate Bonds	Accrued Int.	Yield.T.Mat	Price min	Price max	Closing price	Previous closing price/date	Volume	Transactions Value	Last order		Date	ear min	Year max	
							Common	Preferred											Price	Buy / Sell				
100,000	1,000.00	1,000.00	2.95	11/02/2027	5	---	3	---	1	SAFE BULKERS PARTICIPATIONS PLC (Non Convertible)	9.9153	4.6880	---	---	---	93.9000	09/06/2023	---	---	93.5000	B	12/06/2023	89.9269	97.0000
320,000	1,000.00	1,000.00	3.40	21/07/2027	7	---	6	---	1	LAMDA DEVELOPMENT S.A. (Non Convertible)	13.4111	4.7660	92.7500	93.6000	93.5997	93.7000	09/06/2023	41,000	38,745.93	92.7700	B	12/06/2023	91.4001	95.5000
200,000	1,000.00	1,000.00	2.10	27/10/2027	7	---	6	---	1	O.P.A.P. S.A. (Non Convertible)	2.8000	3.7740	92.5600	93.0000	92.8323	92.6010	09/06/2023	8,000	7,448.98	92.7000	B	12/06/2023	91.4700	95.4000
200,000	1,000.00	1,000.00	1.90	23/03/2028	7	---	5	---	1	MOTOR OIL CORINTH REFINERIES SA (Non Convertible)	4.3806	3.6850	91.9008	92.6000	92.0048	91.9010	09/06/2023	128,000	118,326.87	91.8000	B	12/06/2023	87.5500	92.6000
100,000	1,000.00	1,000.00	2.70	25/05/2026	5	---	5	---	1	COSTAMARE PARTICIPATIONS PLC (Non Convertible)	1.5000	3.6260	96.9500	96.9500	96.9500	95.6930	09/06/2023	1,000	971.00	96.0000	B	12/06/2023	92.1400	97.0000
300,000	1,000.00	1,000.00	2.30	20/07/2028	7	---	4	---	1	PRODEA REIC S.A.(Non Convertible)	9.2639	5.8100	84.9000	85.0000	84.9999	84.7050	09/06/2023	102,000	87,641.50	84.8500	B	12/06/2023	82.0100	85.8000
150,000	1,000.00	1,000.00	2.65	22/10/2026	5	---	4	---	1	CPLP SHIPPING HOLDINGS PLC (Non Convertible)	3.7542	4.4720	94.0000	94.4980	94.0250	93.5940	09/06/2023	8,000	7,566.99	93.8000	B	12/06/2023	92.5500	96.0000
250,000	1,000.00	1,000.00	2.45	16/11/2028	7	---	4	---	1	ELVALHALCOR S.A. (Non Convertible)	1.9736	5.1110	87.7000	88.6000	87.7000	87.9800	09/06/2023	174,000	153,652.41	87.7000	B	12/06/2023	85.6375	91.0000
500,000	1,000.00	1,000.00	2.75	03/07/2027	7	---	6	---	1	GEK TERNA S.A. (Non Convertible)	12.3750	4.2140	92.9000	93.7498	93.6500	93.1520	09/06/2023	91,000	85,991.48	92.5000	B	12/06/2023	86.8000	93.7498
300,000	1,000.00	1,000.00	2.30	14/12/2028	7	---	3	---	1	GEK TERNA S.A. (Non Convertible)	---	4.6880	88.7000	88.7001	88.7000	88.7000	09/06/2023	8,000	7,096.00	88.7300	B	12/06/2023	82.1339	88.9900
175,000	1,000.00	1,000.00	3.40	26/07/2024	5	---	8	---	1	ATTICA HOLDINGS S.A. (Non Convertible)	13.1278	4.6290	98.0000	98.3000	98.0000	98.4630	09/06/2023	31,000	30,848.96	98.0001	B	12/06/2023	96.6179	98.9000
230,000	1,000.00	1,000.00	4.70	12/07/2029	7	---	2	---	1	LAMDA DEVELOPMENT S.A. (Non convertible)	19.9750	4.5650	98.8000	99.7999	99.6898	99.7500	09/06/2023	61,000	61,888.91	99.0000	B	12/06/2023	94.9889	101.0000
100,000	1,000.00	1,000.00	4.40	26/07/2029	7	---	2	---	1	CPLP SHIPPING HOLDINGS PLC (Non Convertible)	16.9889	4.2420	99.9599	99.9599	99.9599	99.9700	09/06/2023	1,000	1,016.59	99.0005	B	12/06/2023	97.2369	100.8000
200,000	1,000.00	1,000.00	3.60	12/03/2026	7	---	9	---	1	AEGEAN AIRLINES S.A. (Non Convertible)	9.3000	3.6980	98.3000	98.3000	98.3000	98.7360	09/06/2023	5,000	4,961.50	98.0000	B	12/06/2023	95.6301	98.9000
120,000	1,000.00	1,000.00	3.95	04/04/2025	7	---	11	---	1	GEK TERNA S.A. (Non Convertible)	7.7903	3.3660	---	---	---	99.8000	09/06/2023	---	---	97.7500	B	12/06/2023	97.5523	100.0000
20,148	1,000.00	1,000.00	4.95	26/06/2023	5	---	10	---	1	B&F COMM. & GARM. INDUS. S.A. (Non Convertible)	23.2375	3.9630	---	---	---	100.0000	31/05/2023	---	---	98.5702	B	12/06/2023	99.0571	100.6899
150,000	1,000.00	1,000.00	2.60	22/10/2026	7	---	8	---	1	TERNA ENERGY FINANCE S.A. (Non Convertible)	3.6833	4.2360	93.8990	93.9220	93.9130	94.0000	08/06/2023	20,000	18,856.26	94.0000	B	12/06/2023	92.5000	95.7400
100,000	1,000.00	1,000.00	2.80	25/01/2027	5	---	3	---	1	PREMIA S.A. (Non Convertible)	10.8889	5.1890	---	---	---	92.0000	08/06/2023	---	---	90.5500	B	12/06/2023	87.6862	95.9899

Corporate Bonds Notes

Transactions Volume = (Pieces) * (Nominal Price). Transactions Value = (Pieces) * (Nominal Price) * (price %) + (Accrued interest).

The price of a Bond is stated as a percentage (%) of Bond's Nominal Price.

Nominal Price in Euros (€), except if it is noted differently.

Non Convertible Corporate Bonds - Regulated Market

Num Listed Bonds	Nominal price	Issue price	Today's Rate	Exp. Date	Duration (years)	Note	Coupon		Trading Unit	Corporate Bonds	Accrued Int.	Yield.T.Mat	Price min	Price max	Closing price	Previous closing price/date	Volume	Transactions Value	Last order		ear min	Year max		
							Common	Preferred											Price	Buy / Sell			Date	
120,000	1,000.00	1,000.00	2.65	06/12/2028	7	---	4	---	1	NOVAL PROPERTY REIC (Non Convertible)	0.5889	5.2570	87.8500	88.0000	87.8500	87.9800	09/06/2023	31,000	27,254.76	87.6500	B	12/06/2023	84.3700	90.8700

Corporate Bonds Notes

Transactions Volume = (Pieces) * (Nominal Price). Transactions Value = (Pieces) * (Nominal Price) * (price %) + (Accrued interest).

The price of a Bond is stated as a percentage (%) of Bond's Nominal Price.

Nominal Price in Euros (€), except if it is noted differently.

Government Bonds

Number Listed Bonds	Nominal price	Today's Rate	Accrued Interest Calc	Exp. Date [1]	Duration (years)	Note	Coupons Date	Curr. coupon value	Trading Unit	Government Bonds	Price min	Price max	Closing price	Previous closing price/date	Volume	Transactions Value	Price	Last order Buy / Sell	Date
4,500,000	1,000.00	1.88	Actual/Actual	04/02/2035	15	---	04/02	1.88	1	GGB-FXD-040235-15Y-1.875-1.000	---	---	---	---	---	---	---	---	---
2,500,000	1,000.00	3.45	Actual/Actual	02/04/2024	5	---	02/04	3.45	1	GGB-FXD-020424-05Y-3.450-1.000	---	---	---	---	---	---	---	---	---
6,000,000	1,000.00	0.75	Actual/Actual	18/06/2031	10	---	18/06	0.75	1	GGB-FXD-180631-10Y-0.750-1.000	---	---	---	---	---	---	---	---	---
2,500,000	1,000.00	3.88	Actual/Actual	15/06/2028	5	---	15/06	3.88	1	GGB-FXD-150628-05Y-3.875-1.000	---	---	---	---	---	---	---	---	---
5,962,747,327	1.00	3.75	Actual/Actual	30/01/2028	10	---	/02 - 01/02 - 31/	3.75	1	GGB-FXD-300128-10Y-3.750-1.00	---	---	---	85.4610 13/07/2018	---	---	1.0000	B	28/11/2018
7,067,309,386	1.00	3.90	Actual/Actual	30/01/2033	15	---	/02 - 01/02 - 31/	3.90	1	GGB-FXD-300133-15Y-3.900-1.00	---	---	---	78.6730 13/07/2018	---	---	1.0000	B	28/11/2018
5,622,848,349	1.00	4.00	Actual/Actual	30/01/2037	19	---	/02 - 01/02 - 31/	4.00	1	GGB-FXD-300137-19Y-4.000-1.00	---	---	---	77.0370 13/07/2018	---	---	1.0000	B	28/11/2018
5,276,770,669	1.00	4.20	Actual/Actual	30/01/2042	24	---	/02 - 01/02 - 31/	4.20	1	GGB-FXD-300142-24Y-4.200-1.00	---	---	---	77.7640 13/07/2018	---	---	1.0000	B	28/11/2018
48,794,718	1.00	4.30	Actual/Actual	24/02/2024	12	---	24/02	4.30	1	GGB-FXD-240224-12Y-2.000-1.00	---	---	---	10.0000 22/06/2015	---	---	---	---	---
40,248,141	1.00	4.30	Actual/Actual	24/02/2025	13	---	24/02	4.30	1	GGB-FXD-240225-13Y-2.000-1.00	---	---	---	10.0000 22/06/2015	---	---	---	---	---
59,586,043	1.00	4.30	Actual/Actual	24/02/2026	14	---	24/02	4.30	1	GGB-FXD-240226-14Y-2.000-1.00	---	---	---	10.0000 22/06/2015	---	---	---	---	---
41,118,344	1.00	4.30	Actual/Actual	24/02/2027	15	---	24/02	4.30	1	GGB-FXD-240227-15Y-2.000-1.00	---	---	---	10.0000 22/06/2015	---	---	---	---	---
45,137,734	1.00	4.30	Actual/Actual	24/02/2028	16	---	24/02	4.30	1	GGB-FXD-240228-16Y-2.000-1.00	---	---	---	10.0000 22/06/2015	---	---	---	---	---
61,768,888	1.00	4.30	Actual/Actual	24/02/2029	17	---	24/02	4.30	1	GGB-FXD-240229-17Y-2.000-1.00	---	---	---	10.0000 22/06/2015	---	---	---	---	---
54,567,744	1.00	4.30	Actual/Actual	24/02/2030	18	---	24/02	4.30	1	GGB-FXD-240230-18Y-2.000-1.00	---	---	---	10.0000 22/06/2015	---	---	---	---	---
37,541,515	1.00	4.30	Actual/Actual	24/02/2031	19	---	24/02	4.30	1	GGB-FXD-240231-19Y-2.000-1.00	---	---	---	10.0000 22/06/2015	---	---	---	---	---
37,558,317	1.00	4.30	Actual/Actual	24/02/2032	20	---	24/02	4.30	1	GGB-FXD-240232-20Y-2.000-1.00	---	---	---	10.0000 22/06/2015	---	---	---	---	---
37,473,732	1.00	4.30	Actual/Actual	24/02/2033	21	---	24/02	4.30	1	GGB-FXD-240233-21Y-2.000-1.00	---	---	---	10.0000 22/06/2015	---	---	---	---	---
33,888,293	1.00	4.30	Actual/Actual	24/02/2034	22	---	24/02	4.30	1	GGB-FXD-240234-22Y-2.000-1.00	---	---	---	10.0000 22/06/2015	---	---	---	---	---
35,177,800	1.00	4.30	Actual/Actual	24/02/2035	23	---	24/02	4.30	1	GGB-FXD-240235-23Y-2.000-1.00	---	---	---	10.0000 22/06/2015	---	---	---	---	---
35,547,268	1.00	4.30	Actual/Actual	24/02/2036	24	---	24/02	4.30	1	GGB-FXD-240236-24Y-2.000-1.00	---	---	---	10.0000 22/06/2015	---	---	---	---	---
40,246,306	1.00	4.30	Actual/Actual	24/02/2037	25	---	24/02	4.30	1	GGB-FXD-240237-25Y-2.000-1.00	---	---	---	10.0000 22/06/2015	---	---	---	---	---
37,643,952	1.00	4.30	Actual/Actual	24/02/2038	26	---	24/02	4.30	1	GGB-FXD-240238-26Y-2.000-1.00	---	---	---	10.0000 22/06/2015	---	---	---	---	---
36,977,100	1.00	4.30	Actual/Actual	24/02/2039	27	---	24/02	4.30	1	GGB-FXD-240239-27Y-2.000-1.00	---	---	---	10.0000 22/06/2015	---	---	---	---	---
41,615,000	1.00	4.30	Actual/Actual	24/02/2040	28	---	24/02	4.30	1	GGB-FXD-240240-28Y-2.000-1.00	---	---	---	10.0000 22/06/2015	---	---	---	---	---
42,227,208	1.00	4.30	Actual/Actual	24/02/2041	29	---	24/02	4.30	1	GGB-FXD-240241-29Y-2.000-1.00	---	---	---	10.0000 22/06/2015	---	---	---	---	---
68,288,487	1.00	4.30	Actual/Actual	24/02/2042	30	---	24/02	4.30	1	GGB-FXD-240242-30Y-2.000-1.00	---	---	---	10.0000 22/06/2015	---	---	---	---	---
4,000,000	1,000.00	3.88	Actual/Actual	12/03/2029	10	---	12/03	3.88	1	GGB-FXD-120329-10Y-3.875-1.000	---	---	---	---	---	---	100.0000	B	15/10/2019
4,500,000	1,000.00	0.00	Actual/Actual	12/02/2026	5	---	12/02	0.00	1	GGB-FXD-120226-05Y-0.000-1.000	---	---	---	---	---	---	---	---	---
3,000,000	1,000.00	3.38	Actual/Actual	15/02/2025	7	---	15/02	3.38	1	GGB-FXD-150225-07Y-3.375-1.000	---	---	---	---	---	---	---	---	---
964,000	1,000.00	3.25	Actual/Actual	20/03/2025	6	---	20/03	3.25	1	GGB-FXD-200325-06Y-3.250-1.000	---	---	---	---	---	---	---	---	---
2,100,000	1,000.00	3.55	Actual/Actual	20/03/2026	7	---	20/03	3.55	1	GGB-FXD-200326-07Y-3.550-1.000	---	---	---	---	---	---	---	---	---
40,000	1,000.00	2.18	FLR Actual/360	16/09/2023	1	---	16/03 - 16/09	---	1	GGB-FLT-160923-01Y-2.178-1.000	---	---	---	---	---	---	---	---	---
5,500,000	1,000.00	1.50	Actual/Actual	18/06/2030	10	---	18/06	1.50	1	GGB-FXD-180630-10Y-1.500-1.000	---	---	---	---	---	---	---	---	---

Government Bonds Notes

Transactions Volume = (Pieces) * (Nominal Price). Transactions Value = (Pieces) * (Nominal Price) * (price %) + (Accrued interest).

The Value of current coupon for the issues with NV 0.01 euro refers to NV 100 euros

FLR: Floating Interest Rate.

[1] - The Expiration Date of the interest bearing period and the Date for coupon payment.

Government Bonds

Number Listed Bonds	Nominal price	Today's Rate	Accrued Interest Calc	Exp. Date [1]	Duration (years)	Note	Coupons Date	Curr. coupon value	Trading Unit	Government Bonds	Price min	Price max	Closing price	Previous closing price/date	Volume	Transactions Value	Price	Last order Buy / Sell	Date
5,364,250	1,000.00	3.25	Actual/Actual	20/03/2050	30	---	20/03	3.25	1	GGB-FXD-200350-30Y-3.250-1.000	---	---	---	---	---	---	---	---	---
3,924,361	1,000.00	2.00	Actual/Actual	22/04/2027	7	---	22/04	2.00	1	GGB-FXD-220427-07Y-2.000-1.000	---	---	---	---	---	---	99.9000	B	22/04/2020
2,500,000	1,000.00	1.88	Actual/Actual	23/07/2026	7	---	23/07	1.88	1	GGB-FXD-230726-07Y-1.875-1.000	---	---	---	---	---	---	---	---	---
4,050,000	1,000.00	4.25	Actual/Actual	15/06/2033	10	---	15/06	4.25	1	GGB-FXD-150633-10Y-4.250-1.000	---	---	---	---	---	---	---	---	---
3,500,000	1,000.00	1.88	Actual/Actual	24/01/2052	30	---	24/01	1.88	1	GGB-FXD-240152-30Y-1.875-1.000	---	---	---	---	---	---	---	---	---
3,700,000	1,000.00	1.75	Actual/Actual	18/06/2032	10	---	18/06	1.75	1	GGB-FXD-180632-10Y-1.750-1.000	---	---	---	---	---	---	---	---	---
2,200,000	1,000.00	1.13	FLR Actual/360	15/12/2027	5	---	- 15/12 - 15/03 -	---	1	GGB-FLT-151227-05Y-1.130-1.000	---	---	---	---	---	---	102.1600	B	30/12/2022

Government Bonds Notes

Transactions Volume = (Pieces) * (Nominal Price). Transactions Value = (Pieces) * (Nominal Price) * (price %) + (Accrued interest).

The Value of current coupon for the issues with NV 0.01 euro refers to NV 100 euros

FLR: Floating Interest Rate.

[1] - The Expiration Date of the interest bearing period and the Date for coupon payment.

Treasury Bills & Zero Coupon Government Bonds

Issue Date	13-Week Maturity									26-Week Maturity							52-Week Maturity										
	Exp. Date	Initial Rate	Num Listed Bonds	Nominal price	Issue price	Last Trade Price	Last Trade Date	Volume Traded	Note	Exp. Date	Initial Rate	Num Listed Bonds	Nominal price	Issue price	Last Trade Price	Last Trade Date	Volume Traded	Note	Exp. Date	Initial Rate	Num Listed Bonds	Nominal price	Issue price	Last Trade Price	Last Trade Date	Volume Traded	Note
09/09/2022	---	---	---	---	---	---	---	---	---	---	---	---	---	---	---	---	---	---	08/09/2023	1.97	1,000,000	1,000.00	980.47	---	---	---	---
09/12/2022	---	---	---	---	---	---	---	---	---	---	---	---	---	---	---	---	---	---	08/12/2023	2.73	600,000	1,000.00	973.10	---	---	---	---
10/03/2023	---	---	---	---	---	---	---	---	---	---	---	---	---	---	---	---	---	---	08/03/2024	3.75	1,000,000	1,000.00	963.46	---	---	---	---

Bonds in Circulation	Currency / Min nominal traded Value	Coupons Payment Date	Current Coupon Value	Note	Coupon	Trading Unit	Issue Date	Duration (years)	Today's Interest	A.I.C in days	Bonds	Last price of previous days		Last Outcry in Cash (euro)			Trades in Pieces	Life min	Life Max
												Price	Buy / Sell	Date	Price	Buy / Sell			
Corporate Bonds in Foreign Currency and Euro																			
103,746	GBP / 10	01/12	0.25	---	64	1	01/12/1930	98	2.5	360	National Mortgage Bank	2.27	05/02/1996	2.27	S	05/02/1996	---	2.27	2.27
0	GBP / 10	01/12	0.25	---	66	1	01/12/1928	100	2.5	360	National Mortgage Bank	---	---	---	---	---	---	---	---

Government Bonds Notes

A.I.C: Accrued Interest Calculation base.

FLR: Floating Interest Rate.

The minimum tradeable Nominal Value for all Demeterialised Government Titles is 100 Euros.

(μτφρ-0)

Athex & ATHEXClear Members List

Member Name	Stock Market			Derivatives Market		ATHEXClear Member				
	Address	Phone	Fax	Market Member	Remote Member	Market Maker	Proprietary	Market Maker	General Clearing	Direct Clearing
A. SARRIS SECURITIES S.A.				a						
6, ΔΡΑΓΑΤΣΑΝΙΟΥ 6 ΑΘΗΝΑ	2103367700									
AEONIC SECURITIES C.I.F. P.L.C.				a						
, ΛΑΪΟΥ 6, ΓΡ. 301B, ANNA COURT	35725337600									
ALPHA BANK S.A.									a	
, ΣΤΑΔΙΟΥ 40 ΑΘΗΝΑ	2103260000									
ALPHA FINANCE INVESTMENT SERVICES SINGLE MEMBER SA				a		a	a	a		a
5, ΠΑΝΕΠΙΣΤΗΜΙΟΥ 45 ΑΘΗΝΑ	2103677400									
ARGUS STOCKBROKERS LTD				a	a		a			
25, 25 ΛΕΩΦΟΡΟΣ ΔΗΜΟΣΘΕΝΗ ΣΕΒΕΡΗ	0035722717000									
ATLANTIC SECURITIES LTD				a	a					
37, ΠΡΟΔΡΟΜΟΥ 37	0035722445400									
AXON SECURITIES S.A.				a			a			
48, ΣΤΑΔΙΟΥ 48 ΑΘΗΝΑ	2103363800									
BETA SECURITIES S.A.				a		a	a			a
29, Λ. ΑΛΕΞΑΝΔΡΑΣ 29 ΑΘΗΝΑ	2106478930									
BNP PARIBAS S.A.									a	
, ΛΑΜΨΑΚΟΥ 2 ΑΘΗΝΑ	2107468525									
BOFA SECURITIES EUROPE SA				a	a					
, 112 AVENUE KL'BER 75116	+33 153655555									
CAPITAL SECURITIES S.A.				a			a			
58, ΜΗΤΡΟΠΟΛΕΩΣ 58 ΑΘΗΝΑ	2103369700									
CITIGROUP GLOBAL MARKETS EUROPE AG				a	a					
16, REUTERWEG 16	+49 691366-0									
CITIGROUP GLOBAL MARKETS LIMITED				a						
1, 33 CANADA SQUARE -CANARY WHARF	+44 02079864000									
CREDIT SUISSE BANK (EUROPE), S.A.				a	a					
, CALLE AYALA 42, 3A PLANTA-B MADRID	+34917916000									
CREDIT SUISSE SECURITIES (EUROPE) LIMITED				a						
1, ONE CABOT SQUARE LONDON	+44 2078888888									
CYCLOS SECURITIES S.A.				a			a			
39, ΧΑΡΙΛΑΟΥ ΤΡΙΚΟΥΠΗ 6-8-10 ΑΘΗΝΑ	2103364300									
DEUTSCHE BANK S.A.					a					
1, GREAT WINCHESTER STREET LONDON	+44 20 754 54209	00441133361437								
EUROBANK EQUITIES INVESTMENT FIRM SINGLE MEMBER SA				a		a	a	a		a
, ΦΙΛΕΛΛΗΝΩΝ 10 & ΞΕΝΟΦΩΝΤΟΣ 13 ΑΘΗΝΑ	2103720425									
EUROBANK S.A.									a	
, ΟΘΩΝΟΣ 8 ΑΘΗΝΑ	2103337000									
EUROCORP INVESTMENT SERVICES S.A.				a			a			a
14, ΠΛ.ΦΙΛΙΚΗΣ ΕΤΑΙΡΕΙΑΣ 14 ΑΘΗΝΑ	2107263600									
EUOTRUST INVESTMENT FIRM SA				a						
113, ΣΕΒΑΣΤΟΥΠΟΛΕΩΣ 113 ΑΘΗΝΑ	2103363100									
EUROXX SECURITIES S.A.				a		a	a	a		a
7, ΠΑΛΑΙΟΛΟΓΟΥ ΧΑΛΑΝΔΡΙ	(210)-6879400	(210)-6879401								
7, ΠΑΛΕΟΛΟΓΟΥ ΧΑΛΑΝΔΡΙ	+30 2106879400	210-6879401								
FREEDOM FINANCE EUROPE LTD					a					
, ΧΡΙΣΤΑΚΗ ΚΡΑΝΟΥ 20	035725257786									
G. A. PERVANAS SECURITIES- INVESTMENT SERVICES S.A.				a						
7-9, ΣΟΦΟΚΛΕΟΥΣ 7-9 ΑΘΗΝΑ	2103727200									
GLOBAL CAPITAL SECURITIES & FINANCIAL SERVICES LTD				a	a					
50, ΛΑΡΧΙΕΠΙΣΚΟΠΟΥ ΜΑΚΑΡΙΟΥ Γ50	0035722710710									
GREENPOST TRADING EUROPE LTD					a	a				
, ΚΙΜΩΝΟΣ 3, ACROPOLIS MANSIONS, 2ND FLOOR, FLAT/OFFICE 202	035722521389									
HELLENIC AMERICAN SECURITIES S.A.				a		a	a			a
27, ΑΝΔΡΕΑ ΠΑΠΑΝΔΡΕΟΥ 27 ΜΑΡΟΥΣΙ	2103311100									
HELLENIC BANK (INVESTMENTS) LTD					a					
, ΑΥΞ.ΚΥΡΙΑΚΟΥ ΜΑΤΣΙ 31 - PO BOX 24747 NICOSIA	+357 22500100	357 22500110								
HSBC CONTINENTAL EUROPE									a	
109-111, Λ.ΜΕΣΟΓΕΙΩΝ 109-111	2106960000									
INDEX SECURITIES S.A.				a						
6, ΔΡΑΓΑΤΣΑΝΙΟΥ 6 ΑΘΗΝΑ	2103213920									
J. CHR. MAVRIKIS SECURITIES S.A.				a						
5, ΣΟΦΟΚΛΕΟΥΣ 5 ΑΘΗΝΑ	2103216730									

Athex & ATHEXClear Members List

Member Name				Stock Market			Derivatives Market		ATHEXClear Member	
	Address	Phone	Fax	Market Member	Remote Member	Market Maker	Proprietary	Market Maker	General Clearing	Direct Clearing
KAPPA SECURITIES S.A.				a			a			
15, ΒΑΛΛΑΡΙΤΟΥ 15 ΑΘΗΝΑ	2103678600									
KARAMANOF SECURITIES & INVESTMENT SERVICES S.A.				a						
2, ΠΛ.ΑΓ.ΘΕΟΔΩΡΩΝ 2 ΑΘΗΝΑ	2103212947									
LAIKI FINANCIAL SERVICES LTD					a					
26, AVE. VYRONOS NICOSIA	357 22367367	357 22718567								
LEON DEPOLAS SECURITIES S.A.				a		a	a			
1, ΧΡΗΣΤΟΥ ΛΑΔΑ 1 ΑΘΗΝΑ	2103213276 -28									
MEGA EQUITY SECURITIES & FINANCIAL SERVICES PUBLIC LTD				a	a		a			
42-44, ΛΕΩΦ.ΓΡΙΒΑ ΔΙΓΕΝΗ 42-44	0035722711711									
MERIT SECURITIES S.A				a		a	a			a
5, ΣΟΦΟΚΛΕΟΥΣ 5 ΑΘΗΝΑ	2103671880									
MERRILL LYNCH INTERNATIONAL				a						
2, 2 KING EDWARD STREET LONDON	+44 20276281000									
N. CHRYSOCHOIDIS SECURITIES S.A.				a			a			a
7-9, ΣΟΦΟΚΛΕΟΥΣ 7-9 ΑΘΗΝΑ	2103213913									
NATIONAL BANK OF GREECE S.A.				a			a		a	
86, ΑΙΟΛΟΥ STR. ΑΘΗΝΑ	(210)-3341000	(210)-3228187								
68, ΑΚΑΔΙΜΙΑΣ STR. ΑΘΗΝΑ	(210)-3328817	(210)-3328678								
NATIONAL SECURITIES SINGLE MEMBER SA				a		a	a	a		
66, ΛΕΩΦΟΡΟΣ ΑΘΗΝΩΝ 128-132 & ΙΦΙΓΕΝΙΑΣ ΑΘΗΝΑ	2103328784									
NUNTIUS BROKERAGE AND INVESTMENT SERVICES S.A				a						
6, ΔΡΑΓΑΤΣΑΝΙΟΥ 6 ΑΘΗΝΑ	2103350599									
ONE PLUS CAPITAL LIMITED				a	a					
, 75 PRODROMOU AVENUE NICOSIA 1307	35722873760									
OPTIMA BANK S.A.				a		a	a	a	a	
32, ΑΙΓΙΑΛΕΙΑΣ 32 & ΠΑΡΑΔΕΙΣΟΥ ΜΑΡΟΥΣΙ	2108173663									
PANCRETA BANK S.A									a	
, ΙΚΑΡΟΥ 5	2810 338800									
PANTELAKIS SECURITIES S.A.				a		a	a	a		
57, ΕΘΝΙΚΗΣ ΑΝΤΙΣΤΑΣΕΩΣ 57, ΚΤΙΡΙΟ Β CHALANDRI	2106965000									
PEGASUS SECURITIES S.A				a			a			
17, ΒΑΛΛΑΡΙΤΟΥ 17 & ΑΜΕΡΙΚΗΣ ΑΘΗΝΑ	2103670700									
PIRAEUS BANK S.A.				a			a		a	
, ΑΜΕΡΙΚΗΣ 4 ΑΘΗΝΑ	2103335000									
PIRAEUS SECURITIES S. A.				a		a	a	a		a
10, ΣΤΑΔΙΟΥ 10 ΑΘΗΝΑ	2103354100									
PROCHOICE SECURITIES LTD				a	a					
57, ΛΕΩΦ.ΣΠΥΡΟΥ ΚΥΠΡΙΑΝΟΥ 57, ΑΚΙΝΗΤΑ Φ	035724661192									
SHARELINK SECURITIES & FINANCIAL SERVICES LTD				a			a			
6, HOUSE-ΘΕΟΤΟΚΗ 6 ΜΕΓΑΡΟ ΕΛΛΗΝΑ	+357 22554200									
SOCIETE GENERALE S.A.				a	a		a			
, 17 COURS VALMY, CEDEX	+157290504									
SOLIDUS SECURITIES S.A				a			a			a
64, ΛΟΥΙΖΗΣ ΡΙΑΝΚΟΥΡ 64 ΑΘΗΝΑ	2106900600									
ST. EM. LAVRENTAKIS SECURITIES S.A.				a			a			
7-9, ΣΟΦΟΚΛΕΟΥΣ 7-9 ΑΘΗΝΑ	2103213336									
THE CYPRUS INVESTMENT & SECURITIES CORPORATION LTD				a	a					
154, ΑΓΙΟΥ ΠΡΟΚΟΠΙΟΥ & ΠΟΣΕΙΔΩΝΟΣ 1	0035722121700									
UBS EUROPE SE				a	a					
, OPERNTURM, BOCKENHEIMER LANDSTRASSE 2-4	496921790									
UBS LIMITED					a					
1, FINSBURY AVENUE LONDON	+44 2075687135									

List of Stocks under Market Making operations

Securities	Market Maker	Start Market Making	Stock Category
MLS MULTIMEDIA SA (CR)			Suspension Status
	PIRAEUS SECURITIES S. A.	01/08/2019	
ALPHA ETF FTSE Athex Large Cap			Exchange Traded Funds (ETFs)
	ALPHA FINANCE INVESTMENT SERVICES SINGLE MEMBER SA	02/01/1900	
	NATIONAL SECURITIES SINGLE MEMBER SA	02/01/1900	
ADMIE (IPTO) HOLDING S.A. (CR)			Main Market
	EUROBANK EQUITIES INVESTMENT FIRM SINGLE MEMBER SA	24/05/2021	
	HELLENIC AMERICAN SECURITIES S.A.	09/03/2020	
	PIRAEUS SECURITIES S. A.	29/06/2017	
AEGEAN AIRLINES (CR)			Main Market
	EUROBANK EQUITIES INVESTMENT FIRM SINGLE MEMBER SA	22/09/2020	
ALPHA SERVICES HOLD (CR)			Main Market
	ALPHA FINANCE INVESTMENT SERVICES SINGLE MEMBER SA	29/02/2016	
	EUROBANK EQUITIES INVESTMENT FIRM SINGLE MEMBER SA	22/10/2006	
	GREENPOST TRADING EUROPE LTD	12/06/2023	
	HELLENIC AMERICAN SECURITIES S.A.	25/07/2014	
	LEON DEPOLAS SECURITIES S.A.	04/01/2016	
	MERIT SECURITIES S.A	03/09/2012	
	NATIONAL SECURITIES SINGLE MEMBER SA	02/01/1900	
	PIRAEUS SECURITIES S. A.	28/05/2009	
ALPHA TRUST (CR)			Main Market
	EUROBANK EQUITIES INVESTMENT FIRM SINGLE MEMBER SA	06/02/2023	
	LEON DEPOLAS SECURITIES S.A.	04/01/2021	
ANDROMEDA SA (CR)			Main Market
	BETA SECURITIES S.A.	15/02/2021	
	OPTIMA BANK S.A.	03/04/2023	
ATTICA BANK S.A. (CR)			Main Market
	EUROXX SECURITIES S.A.	22/01/2016	
	PIRAEUS SECURITIES S. A.	20/09/2017	
AUSTRIACARD (CB)			Main Market
	BETA SECURITIES S.A.	23/03/2023	
	EUROBANK EQUITIES INVESTMENT FIRM SINGLE MEMBER SA	15/05/2023	
AUTOHELLAS SA (CR)			Main Market
	ALPHA FINANCE INVESTMENT SERVICES SINGLE MEMBER SA	01/07/2019	
	EUROXX SECURITIES S.A.	02/07/2018	
AVAX S.A. (CR)			Main Market
	EUROBANK EQUITIES INVESTMENT FIRM SINGLE MEMBER SA	14/12/2015	
	PIRAEUS SECURITIES S. A.	01/02/2021	
AVE (CR)			Main Market
	EUROXX SECURITIES S.A.	05/06/2020	
BRIQ PROPERTIES (CR)			Main Market
	EUROBANK EQUITIES INVESTMENT FIRM SINGLE MEMBER SA	09/09/2019	
	LEON DEPOLAS SECURITIES S.A.	22/02/2021	
CC HBC AG (CR)			Main Market
	BETA SECURITIES S.A.	08/03/2021	
	NATIONAL SECURITIES SINGLE MEMBER SA	02/01/1900	
	PIRAEUS SECURITIES S. A.	04/05/2015	
CENERGY HOLDINGS (CB)			Main Market
	ALPHA FINANCE INVESTMENT SERVICES SINGLE MEMBER SA	02/01/2016	
	EUROBANK EQUITIES INVESTMENT FIRM SINGLE MEMBER SA	02/01/2016	
	OPTIMA BANK S.A.	14/03/2022	
	PANTELAKIS SECURITIES S.A.	27/12/2022	
CNL CAPITAL (CR)			Main Market
	MERIT SECURITIES S.A	01/10/2018	
DIMAND (CR)			Main Market
	ALPHA FINANCE INVESTMENT SERVICES SINGLE MEMBER SA	08/08/2022	
	EUROBANK EQUITIES INVESTMENT FIRM SINGLE MEMBER SA	08/08/2022	
	PANTELAKIS SECURITIES S.A.	15/05/2023	
EKTER SA (CR)			Main Market
	BETA SECURITIES S.A.	26/09/2022	
	EUROBANK EQUITIES INVESTMENT FIRM SINGLE MEMBER SA	16/10/2017	
	LEON DEPOLAS SECURITIES S.A.	21/05/2018	
ELASTRON (CR)			Main Market
	LEON DEPOLAS SECURITIES S.A.	20/02/2017	

List of Stocks under Market Making operations

Securities	Stock Category
Market Maker	Start Market Making
ELLAKTOR (CR)	Main Market
ALPHA FINANCE INVESTMENT SERVICES SINGLE MEMBER SA	18/03/2019
EUROBANK EQUITIES INVESTMENT FIRM SINGLE MEMBER SA	01/06/2012
EUROXX SECURITIES S.A.	24/09/2018
NATIONAL SECURITIES SINGLE MEMBER SA	02/01/1900
PIRAEUS SECURITIES S. A.	22/10/2018
ELTON SA (CR)	Main Market
BETA SECURITIES S.A.	03/09/2012
EUROBANK EQUITIES INVESTMENT FIRM SINGLE MEMBER SA	28/11/2022
OPTIMA BANK S.A.	30/01/2023
ELVALHALCOR (CR)	Main Market
ALPHA FINANCE INVESTMENT SERVICES SINGLE MEMBER SA	07/05/2018
BETA SECURITIES S.A.	09/01/2023
EUROBANK EQUITIES INVESTMENT FIRM SINGLE MEMBER SA	07/05/2018
ENTERSOFT (CR)	Main Market
ALPHA FINANCE INVESTMENT SERVICES SINGLE MEMBER SA	23/03/2023
EUROBANK EQUITIES INVESTMENT FIRM SINGLE MEMBER SA	22/06/2020
EUROBANK HOLDINGS (CR)	Main Market
ALPHA FINANCE INVESTMENT SERVICES SINGLE MEMBER SA	09/01/2006
EUROBANK EQUITIES INVESTMENT FIRM SINGLE MEMBER SA	01/06/2012
GREENPOST TRADING EUROPE LTD	12/06/2023
HELLENIC AMERICAN SECURITIES S.A.	25/07/2014
LEON DEPOLAS SECURITIES S.A.	30/11/2018
MERIT SECURITIES S.A.	06/11/2017
NATIONAL SECURITIES SINGLE MEMBER SA	02/01/1900
PIRAEUS SECURITIES S. A.	28/09/2009
EUROCONSULTANTS S.A. (CR)	Main Market
OPTIMA BANK S.A.	01/02/2023
EYDAP S.A. (CR)	Main Market
ALPHA FINANCE INVESTMENT SERVICES SINGLE MEMBER SA	27/01/2020
EUROBANK EQUITIES INVESTMENT FIRM SINGLE MEMBER SA	10/06/2019
FOURLIS (CR)	Main Market
EUROBANK EQUITIES INVESTMENT FIRM SINGLE MEMBER SA	01/12/2016
PIRAEUS SECURITIES S. A.	06/03/2017
GEK TERNA (CR)	Main Market
BETA SECURITIES S.A.	08/03/2021
EUROBANK EQUITIES INVESTMENT FIRM SINGLE MEMBER SA	24/05/2021
PIRAEUS SECURITIES S. A.	29/08/2019
GR. SARANTIS S.A. (CR)	Main Market
BETA SECURITIES S.A.	14/05/2012
EUROBANK EQUITIES INVESTMENT FIRM SINGLE MEMBER SA	24/10/2016
HELLENIC EXCHANGES-A.S.E. (CR)	Main Market
HELLENIC AMERICAN SECURITIES S.A.	01/09/2014
NATIONAL SECURITIES SINGLE MEMBER SA	02/01/1900
PIRAEUS SECURITIES S. A.	04/05/2015
HELLENIQ ENERGY (CR)	Main Market
HELLENIC AMERICAN SECURITIES S.A.	14/09/2015
PIRAEUS SECURITIES S. A.	20/03/2017
IDEAL HOLDINGS (CR)	Main Market
EUROBANK EQUITIES INVESTMENT FIRM SINGLE MEMBER SA	07/06/2021
PIRAEUS SECURITIES S. A.	07/06/2021
INTERCONTINENTAL (CR)	Main Market
LEON DEPOLAS SECURITIES S.A.	03/06/2019
INTERLIFE G.C.I.(CR)	Main Market
BETA SECURITIES S.A.	24/10/2022
INTERWOOD-XYLEMPORIA (CR)	Main Market
EUROBANK EQUITIES INVESTMENT FIRM SINGLE MEMBER SA	05/07/2021
PANTELAKIS SECURITIES S.A.	01/07/2021
INTRAKAT (CR)	Main Market
BETA SECURITIES S.A.	04/10/2021
PANTELAKIS SECURITIES S.A.	10/10/2022
JUMBO SA (CR)	Main Market
BETA SECURITIES S.A.	01/02/2021
EUROBANK EQUITIES INVESTMENT FIRM SINGLE MEMBER SA	25/05/2020
GREENPOST TRADING EUROPE LTD	12/06/2023
MERIT SECURITIES S.A.	06/11/2017
PIRAEUS SECURITIES S. A.	06/03/2017
KLOUKINAS - LAPPAS SA (CR)	Main Market
OPTIMA BANK S.A.	02/01/2023

List of Stocks under Market Making operations

Securities	Stock Category
Market Maker	Start Market Making
KRI-KRI S.A. (CR)	Main Market
EUROBANK EQUITIES INVESTMENT FIRM SINGLE MEMBER SA	07/05/2018
LEON DEPOLAS SECURITIES S.A.	16/01/2017
LAMDA DEVELOPMENT SA (CR)	Main Market
EUROBANK EQUITIES INVESTMENT FIRM SINGLE MEMBER SA	08/12/2014
PANTELAKIS SECURITIES S.A.	06/11/2017
PIRAEUS SECURITIES S. A.	29/06/2017
LAMPSA HOTEL SA (CR)	Main Market
LEON DEPOLAS SECURITIES S.A.	16/01/2017
MIG (CR)	Main Market
PIRAEUS SECURITIES S. A.	02/02/2009
MOTOR OIL (CR)	Main Market
BETA SECURITIES S.A.	08/03/2021
EUROBANK EQUITIES INVESTMENT FIRM SINGLE MEMBER SA	22/10/2006
GREENPOST TRADING EUROPE LTD	12/06/2023
LEON DEPOLAS SECURITIES S.A.	01/04/2019
MERIT SECURITIES S.A	25/02/2019
NATIONAL SECURITIES SINGLE MEMBER SA	02/01/1900
PIRAEUS SECURITIES S. A.	04/05/2015
MPLE KEDROS (CR)	Main Market
MERIT SECURITIES S.A	30/09/2022
MYTILINEOS (CR)	Main Market
ALPHA FINANCE INVESTMENT SERVICES SINGLE MEMBER SA	15/04/2019
BETA SECURITIES S.A.	11/04/2022
EUROBANK EQUITIES INVESTMENT FIRM SINGLE MEMBER SA	20/09/2017
GREENPOST TRADING EUROPE LTD	12/06/2023
MERIT SECURITIES S.A	25/02/2019
NATIONAL SECURITIES SINGLE MEMBER SA	02/01/1900
PIRAEUS SECURITIES S. A.	04/05/2015
NATIONAL BANK (CR)	Main Market
ALPHA FINANCE INVESTMENT SERVICES SINGLE MEMBER SA	09/01/2006
EUROBANK EQUITIES INVESTMENT FIRM SINGLE MEMBER SA	22/10/2006
GREENPOST TRADING EUROPE LTD	12/06/2023
HELLENIC AMERICAN SECURITIES S.A.	25/07/2014
LEON DEPOLAS SECURITIES S.A.	20/05/2015
MERIT SECURITIES S.A	03/09/2012
NATIONAL SECURITIES SINGLE MEMBER SA	02/01/1900
PIRAEUS SECURITIES S. A.	08/09/2008
OPAP (CR)	Main Market
ALPHA FINANCE INVESTMENT SERVICES SINGLE MEMBER SA	09/01/2006
BETA SECURITIES S.A.	11/04/2022
EUROBANK EQUITIES INVESTMENT FIRM SINGLE MEMBER SA	22/10/2006
GREENPOST TRADING EUROPE LTD	12/06/2023
HELLENIC AMERICAN SECURITIES S.A.	25/07/2014
MERIT SECURITIES S.A	20/03/2017
NATIONAL SECURITIES SINGLE MEMBER SA	02/01/1900
PIRAEUS SECURITIES S. A.	04/05/2015
OTE (CR)	Main Market
ALPHA FINANCE INVESTMENT SERVICES SINGLE MEMBER SA	09/01/2006
BETA SECURITIES S.A.	11/04/2022
EUROBANK EQUITIES INVESTMENT FIRM SINGLE MEMBER SA	22/10/2006
GREENPOST TRADING EUROPE LTD	12/06/2023
HELLENIC AMERICAN SECURITIES S.A.	25/07/2014
LEON DEPOLAS SECURITIES S.A.	20/04/2015
MERIT SECURITIES S.A	20/03/2017
NATIONAL SECURITIES SINGLE MEMBER SA	02/01/1900
PIRAEUS SECURITIES S. A.	08/09/2008
P.P.A. S.A. (CR)	Main Market
EUROBANK EQUITIES INVESTMENT FIRM SINGLE MEMBER SA	06/02/2019
PAPOUTSANIS (CR)	Main Market
BETA SECURITIES S.A.	25/11/2013
PETROPOULOS PETROS (CR)	Main Market
EUROBANK EQUITIES INVESTMENT FIRM SINGLE MEMBER SA	01/04/2019
PANTELAKIS SECURITIES S.A.	16/03/2020

List of Stocks under Market Making operations

Securities	Stock Category
Market Maker	Start Market Making
PIRAEUS FINANCIAL HOLD (CR)	Main Market
ALPHA FINANCE INVESTMENT SERVICES SINGLE MEMBER SA	15/04/2019
EUROBANK EQUITIES INVESTMENT FIRM SINGLE MEMBER SA	22/10/2006
EUROXX SECURITIES S.A.	15/02/2016
GREENPOST TRADING EUROPE LTD	12/06/2023
HELLENIC AMERICAN SECURITIES S.A.	25/07/2014
LEON DEPOLAS SECURITIES S.A.	30/11/2018
MERIT SECURITIES S.A	16/09/2013
NATIONAL SECURITIES SINGLE MEMBER SA	02/01/1900
PIRAEUS SECURITIES S. A.	16/02/2009
PPC (CR)	Main Market
ALPHA FINANCE INVESTMENT SERVICES SINGLE MEMBER SA	09/01/2006
BETA SECURITIES S.A.	01/02/2021
EUROBANK EQUITIES INVESTMENT FIRM SINGLE MEMBER SA	22/10/2006
GREENPOST TRADING EUROPE LTD	12/06/2023
HELLENIC AMERICAN SECURITIES S.A.	01/09/2014
MERIT SECURITIES S.A	06/11/2017
NATIONAL SECURITIES SINGLE MEMBER SA	02/01/1900
PIRAEUS SECURITIES S. A.	28/09/2009
PREMA (CR)	Main Market
BETA SECURITIES S.A.	01/06/2021
LEON DEPOLAS SECURITIES S.A.	05/12/2022
PANTELAKIS SECURITIES S.A.	23/12/2021
PROFILE SA (CR)	Main Market
OPTIMA BANK S.A.	03/04/2023
PANTELAKIS SECURITIES S.A.	01/07/2019
QUALITY & RELIABILITY SA (CR)	Main Market
OPTIMA BANK S.A.	03/01/2023
QUEST HOLDINGS (CR)	Main Market
BETA SECURITIES S.A.	26/03/2018
EUROBANK EQUITIES INVESTMENT FIRM SINGLE MEMBER SA	28/01/2019
SIDMA STEEL (CR)	Main Market
LEON DEPOLAS SECURITIES S.A.	06/06/2022
OPTIMA BANK S.A.	25/05/2023
SPACE HELLAS SA (CR)	Main Market
MERIT SECURITIES S.A	09/12/2022
TECHNICAL OLYMPIC SA (CR)	Main Market
BETA SECURITIES S.A.	04/04/2022
TERNA ENERGY (CR)	Main Market
EUROBANK EQUITIES INVESTMENT FIRM SINGLE MEMBER SA	24/05/2021
PIRAEUS SECURITIES S. A.	09/12/2019
THRACE PLASTICS SA (CR)	Main Market
ALPHA FINANCE INVESTMENT SERVICES SINGLE MEMBER SA	26/03/2018
EUROBANK EQUITIES INVESTMENT FIRM SINGLE MEMBER SA	26/03/2018
TITAN CEMENT (CB)	Main Market
BETA SECURITIES S.A.	01/02/2021
EUROBANK EQUITIES INVESTMENT FIRM SINGLE MEMBER SA	06/11/2019
PIRAEUS SECURITIES S. A.	18/01/2021
TZIRAKIAN PROFIL (CR)	Main Market
LEON DEPOLAS SECURITIES S.A.	19/07/2021
VIOHALCO SA/NV (CB)	Main Market
ALPHA FINANCE INVESTMENT SERVICES SINGLE MEMBER SA	11/03/2008
EUROBANK EQUITIES INVESTMENT FIRM SINGLE MEMBER SA	04/03/2014
MERIT SECURITIES S.A	17/03/2014

Underlying Asset				Derivatives Market													
Price max	Price min	Closing price	change	Delivery Month	Open price	Price max	Price min	Last price	Closing price	Last Bid	Last Ask	Fixing price*	Life high	Life low	Trades	Volume	Open Interest
FTSE/Athex Large Cap (Trade Unit: 1 Index Point x 2E, Cash Settlement)																	
3,100.75	3,062.57	3,071.56	0.29%	June 2023	3,074.50	3,100.00	3,074.50	3,076.00	3,076.00	---	---	---	3,100.00	---	138	1,222	5,680
				July 2023	3,073.00	3,089.00	3,059.00	3,059.00	3,059.00	---	---	---	3,089.00	---	143	1,437	1,103
				August 2023	---	---	---	---	3,074.50	---	---	---	---	---	---	---	---
				September 2023	---	---	---	---	3,079.25	---	---	---	---	---	---	---	---
				December 2023	---	---	---	---	3,094.75	---	---	---	---	---	---	---	---
				March 2024	---	---	---	---	3,110.25	---	---	---	---	---	---	---	---
FTSE/Athex Banks (Trade Unit: 1 Index Point x 15E, Cash Settlement)																	
1,038.96	1,019.39	1,024.51	0.50%	June 2023	1,023.25	1,035.00	1,023.25	1,026.00	1,026.00	---	---	---	1,035.00	---	6	275	1,463
				September 2023	1,037.25	1,052.25	1,037.25	1,039.75	1,039.75	---	---	---	1,052.25	---	6	280	200
				December 2023	---	---	---	---	1,030.00	---	---	---	---	---	---	---	---
				March 2024	---	---	---	---	1,035.25	---	---	---	---	---	---	---	---
MSCI GREECE REBASED (Trade Unit: 1 Index Point x 2E, Cash Settlement)																	
4,931.59	4,862.22	4,877.91	0.32%	June 2023	4,831.75	4,890.75	4,831.75	4,890.75	4,890.75	---	---	---	4,901.00	---	2	41	199
				July 2023	4,774.75	4,848.25	4,774.75	4,848.25	4,848.25	---	---	---	4,848.25	---	2	41	54
				August 2023	---	---	---	---	4,783.50	---	---	---	4,563.50	---	---	---	20
				September 2023	---	---	---	---	4,888.75	---	---	---	---	---	---	---	---
				December 2023	---	---	---	---	4,913.25	---	---	---	---	---	---	---	---
				March 2024	---	---	---	---	4,937.75	---	---	---	---	---	---	---	---

Derivatives notes

Fixing prices and final open positions can be retrieved from the following path <http://www.helex.gr/el/web/guest/statistics-end-of-day-derivatives>

Underlying Asset					Derivatives Market													
Price max	Price min	Closing price	change	Delivery Month	Open price	Price max	Price min	Last price	Closing price	Last Bid	Last Ask	Fixing price*	Life high	Life low	Trades	Volume	Open Interest	
ADMIE (IPTO) HOLDING S.A. (CR)																		
(Contract Size: 100 Securities, Physical Delivery)																		
2.045	1.972	2	1.52%	June 2023	1.95	2.04	1.95	2.04	2.04	---	---	---	2.04	---	88	3,129	11,255	
				September 2023	1.96	2.03	1.96	2.01	2.01	---	---	---	2.03	---	162	2,974	3,537	
				December 2023	---	---	---	---	1.99	---	---	---	---	---	---	---	---	
				March 2024	---	---	---	---	2.00	---	---	---	---	---	---	---	---	
AEGEAN AIRLINES (CR)																		
(Contract Size: 100 Securities, Physical Delivery)																		
10.16	9.84	9.98	1.32%	June 2023	9.90	10.13	9.84	10.11	10.11	---	---	---	10.15	---	76	911	1,914	
				September 2023	10.07	10.30	9.95	10.22	10.22	---	---	---	10.30	---	140	1,993	1,925	
				December 2023	---	---	---	---	9.95	---	---	---	---	---	---	---	---	
				March 2024	---	---	---	---	10.00	---	---	---	---	---	---	---	---	
ALPHA SERVICES HOLD (CR)																		
(Contract Size: 100 Securities, Physical Delivery)																		
1.6085	1.5725	1.573	-0.19%	June 2023	1.57	1.60	1.57	1.57	1.57	---	---	---	1.60	---	423	45,799	162,587	
				September 2023	1.60	1.63	1.59	1.59	1.59	---	---	---	1.63	---	368	41,298	62,273	
				December 2023	1.65	1.65	1.63	1.63	1.63	---	---	---	1.65	---	4	200	---	
				March 2024	---	---	---	---	1.60	---	---	---	---	---	---	---	---	
AUTOHELLAS SA (CR)																		
(Contract Size: 100 Securities, Physical Delivery)																		
14.56	14.1	14.5	1.40%	June 2023	14.30	14.42	14.30	14.42	14.42	---	---	---	14.70	---	18	23	83	
				September 2023	14.47	14.56	14.46	14.56	14.56	---	---	---	14.56	---	10	31	11	
				December 2023	---	---	---	---	14.45	---	---	---	---	---	---	---	---	
				March 2024	---	---	---	---	14.52	---	---	---	---	---	---	---	---	
AVAX S.A. (CR)																		
(Contract Size: 100 Securities, Physical Delivery)																		
1.196	1.148	1.194	4.92%	June 2023	1.14	1.18	1.14	1.18	1.18	---	---	---	1.18	---	5	86	173	
				September 2023	1.12	1.18	1.12	1.16	1.16	---	---	---	1.18	---	29	345	567	
				December 2023	---	---	---	---	1.15	---	---	---	---	---	---	---	---	
				March 2024	---	---	---	---	1.16	---	---	---	---	---	---	---	---	
CC HBC AG (CR)																		
(Contract Size: 100 Securities, Physical Delivery)																		
27.64	27.4	27.41	-0.11%	June 2023	27.60	27.60	27.50	27.50	27.50	---	---	---	28.84	---	19	121	239	
				September 2023	27.71	27.88	27.50	27.85	27.85	---	---	---	28.08	---	20	120	99	
				December 2023	---	---	---	---	27.73	---	---	---	---	---	---	---	---	
				March 2024	---	---	---	---	27.87	---	---	---	---	---	---	---	---	
CENERGY HOLDINGS (CB)																		
(Contract Size: 100 Securities, Physical Delivery)																		
6.02	5.92	5.95	-0.33%	June 2023	6.02	6.02	5.90	5.90	5.90	---	---	---	6.03	---	28	1,087	5,667	
				September 2023	6.02	6.03	5.94	5.94	5.94	---	---	---	6.06	---	27	1,077	484	
				December 2023	---	---	---	---	6.03	---	---	---	---	---	---	---	---	
				March 2024	---	---	---	---	6.06	---	---	---	---	---	---	---	---	

Derivatives notes

Fixing prices and final open positions can be retrieved from the following path <http://www.helex.gr/el/web/guest/statistics-end-of-day-derivatives>

Underlying Asset				Derivatives Market													
Price max	Price min	Closing price	change	Delivery Month	Open price	Price max	Price min	Last price	Closing price	Last Bid	Last Ask	Fixing price*	Life high	Life low	Trades	Volume	Open Interest
ELLAKTOR (CR)																	
(Contract Size: 100 Securities, Physical Delivery)																	
2.35	2.28	2.28	-2.15%	June 2023	2.30	2.32	2.30	2.31	2.31	---	---	---	2.41	---	19	255	666
				September 2023	2.32	2.35	2.31	2.33	2.33	---	---	---	2.41	---	30	294	95
				December 2023	---	---	---	---	2.35	---	---	---	---	---	---	---	---
				March 2024	---	---	---	---	2.37	---	---	---	---	---	---	---	---
ELVALHALCOR (CR)																	
(Contract Size: 100 Securities, Physical Delivery)																	
1.996	1.952	1.976	1.44%	June 2023	1.94	1.99	1.94	1.97	1.97	---	---	---	1.99	---	17	183	1,192
				September 2023	1.95	1.99	1.92	1.94	1.94	---	---	---	1.99	---	49	456	768
				December 2023	---	---	---	---	1.97	---	---	---	---	---	---	---	---
				March 2024	---	---	---	---	1.98	---	---	---	---	---	---	---	---
EUROBANK HOLDINGS (CR)																	
(Contract Size: 100 Securities, Physical Delivery)																	
1.569	1.5125	1.53	1.86%	June 2023	1.51	1.56	1.51	1.54	1.54	---	---	---	1.71	---	146	11,365	47,219
				September 2023	1.54	1.58	1.53	1.55	1.55	---	---	---	1.58	---	112	8,506	9,732
				December 2023	---	---	---	---	1.52	---	---	---	---	---	---	---	---
				March 2024	---	---	---	---	1.53	---	---	---	---	---	---	---	---
EYDAP S.A. (CR)																	
(Contract Size: 100 Securities, Physical Delivery)																	
6.97	6.78	6.87	-0.44%	June 2023	6.90	6.95	6.90	6.95	6.95	---	---	---	6.95	---	10	40	507
				September 2023	6.91	7.03	6.89	6.89	6.89	---	---	---	7.03	---	21	69	88
				December 2023	---	---	---	---	6.97	---	---	---	---	---	---	---	---
				March 2024	---	---	---	---	7.01	---	---	---	---	---	---	---	---
FOURLIS (CR)																	
(Contract Size: 100 Securities, Physical Delivery)																	
4.495	4.415	4.435	-0.11%	June 2023	4.55	4.55	4.42	4.44	4.44	---	---	---	4.55	---	9	61	884
				September 2023	4.44	4.44	4.37	4.42	4.42	---	---	---	4.45	---	10	55	168
				December 2023	---	---	---	---	4.49	---	---	---	---	---	---	---	---
				March 2024	---	---	---	---	4.51	---	---	---	---	---	---	---	---
GEK TERNA (CR)																	
(Contract Size: 100 Securities, Physical Delivery)																	
14.26	13.9	13.9	-1.70%	June 2023	14.13	14.26	13.92	14.05	14.05	---	---	---	14.34	---	36	723	4,969
				September 2023	14.29	14.42	14.05	14.21	14.21	---	---	---	14.48	---	26	670	3,457
				December 2023	---	---	---	---	14.29	---	---	---	---	---	---	---	---
				March 2024	---	---	---	---	14.36	---	---	---	---	---	---	---	---
HELLENIC EXCHANGES-A.S.E. (CR)																	
(Contract Size: 100 Securities, Physical Delivery)																	
5.14	5.03	5.05	-1.37%	June 2023	5.02	5.02	4.89	4.97	4.97	---	---	---	5.18	---	77	573	2,290
				September 2023	5.01	5.05	4.96	5.02	5.02	---	---	---	5.19	---	31	294	1,883
				December 2023	---	---	---	---	5.17	---	---	---	---	---	---	---	---
				March 2024	---	---	---	---	5.20	---	---	---	---	---	---	---	---

Derivatives notes

Fixing prices and final open positions can be retrieved from the following path <http://www.helex.gr/el/web/guest/statistics-end-of-day-derivatives>

Underlying Asset				Derivatives Market													
Price max	Price min	Closing price	change	Delivery Month	Open price	Price max	Price min	Last price	Closing price	Last Bid	Last Ask	Fixing price*	Life high	Life low	Trades	Volume	Open Interest
HELLENiQ ENERGY (CR)																	
(Contract Size: 100 Securities, Physical Delivery)																	
8.1	8.02	8.05	0.25%	June 2023	8.09	8.09	8.08	8.08	8.08	---	---	---	8.12	---	3	13	1,357
				September 2023	8.11	8.11	7.73	7.73	7.73	---	---	---	8.11	---	3	13	112
				December 2023	---	---	---	---	8.11	---	---	---	---	---	---	---	---
				March 2024	---	---	---	---	8.15	---	---	---	---	---	---	---	---
INTRACOM HOLDINGS (CR)																	
(Contract Size: 100 Securities, Physical Delivery)																	
2.07	2.025	2.025	-0.98%	June 2023	2.03	2.05	2.02	2.04	2.04	---	---	---	2.07	---	28	201	3,743
				September 2023	2.09	2.09	2.05	2.07	2.07	---	---	---	2.09	---	12	135	812
				December 2023	---	---	---	---	2.07	---	---	---	---	---	---	---	---
				March 2024	---	---	---	---	2.08	---	---	---	---	---	---	---	---
INTRAKAT (CR)																	
(Contract Size: 100 Securities, Physical Delivery)																	
1.94	1.886	1.93	0.73%	June 2023	1.93	1.93	1.91	1.91	1.91	---	---	---	1.93	---	44	939	6,336
				September 2023	1.92	1.96	1.92	1.95	1.95	---	---	---	1.97	---	14	607	4,408
				December 2023	---	---	---	---	1.94	---	---	---	---	---	---	---	---
				March 2024	---	---	---	---	1.95	---	---	---	---	---	---	---	---
JUMBO SA (CR)																	
(Contract Size: 100 Securities, Physical Delivery)																	
24.44	24.08	24.16	-1.06%	June 2023	24.19	24.23	24.19	24.23	24.23	---	---	---	24.52	---	8	33	391
				September 2023	24.29	24.29	24.17	24.17	24.17	---	---	---	24.49	---	6	31	71
				December 2023	---	---	---	---	24.68	---	---	---	---	---	---	---	---
				March 2024	---	---	---	---	24.80	---	---	---	---	---	---	---	---
LAMDA DEVELOPMENT SA (CR)																	
(Contract Size: 100 Securities, Physical Delivery)																	
6.765	6.52	6.715	2.44%	June 2023	6.58	6.77	6.57	6.75	6.75	---	---	---	6.77	---	60	395	4,709
				September 2023	6.68	6.84	6.63	6.77	6.77	---	---	---	6.84	---	45	319	814
				December 2023	---	---	---	---	6.62	---	---	---	---	---	---	---	---
				March 2024	---	---	---	---	6.66	---	---	---	---	---	---	---	---
MIG (CR)																	
(Contract Size: 3 Securities, Physical Delivery)																	
5.09	4.88	4.88	-1.51%	June 2023	5.11	5.14	4.90	5.00	5.00	---	---	---	5.80	---	19	212	1,058
				September 2023	4.88	4.92	4.83	4.84	4.84	---	---	---	5.10	---	21	81	37
				December 2023	---	---	---	---	5.01	---	---	---	---	---	---	---	---
				March 2024	---	---	---	---	5.03	---	---	---	---	---	---	---	---
MOTOR OIL (CR)																	
(Contract Size: 100 Securities, Physical Delivery)																	
23.76	23.54	23.68	0.34%	June 2023	23.70	23.73	23.49	23.67	23.67	---	---	---	25.05	---	55	264	1,399
				September 2023	22.83	22.89	22.69	22.85	22.85	---	---	---	23.46	---	17	152	388
				December 2023	---	---	---	---	23.85	---	---	---	---	---	---	---	---
				March 2024	---	---	---	---	23.97	---	---	---	---	---	---	---	---

Derivatives notes

Fixing prices and final open positions can be retrieved from the following path <http://www.helex.gr/el/web/guest/statistics-end-of-day-derivatives>

Underlying Asset				Derivatives Market													
Price max	Price min	Closing price	change	Delivery Month	Open price	Price max	Price min	Last price	Closing price	Last Bid	Last Ask	Fixing price*	Life high	Life low	Trades	Volume	Open Interest
MYTILINEOS (CR)				(Contract Size: 100 Securities, Physical Delivery)													
31.52	30.7	30.9	-0.32%	June 2023	31.16	31.50	30.88	30.88	30.88	---	---	---	31.50	---	50	415	1,557
				September 2023	30.00	30.71	30.00	30.01	30.01	---	---	---	30.71	---	92	576	845
				December 2023	---	---	---	---	31.33	---	---	---	---	---	---	---	---
				March 2024	---	---	---	---	31.48	---	---	---	---	---	---	---	---
NATIONAL BANK (CR)				(Contract Size: 100 Securities, Physical Delivery)													
6.07	5.912	5.93	-0.67%	June 2023	5.99	6.10	5.90	5.90	5.90	---	---	---	6.30	---	209	3,640	19,786
				September 2023	6.12	6.12	5.97	5.99	5.99	---	---	---	6.28	---	111	2,313	4,088
				December 2023	---	---	---	---	6.03	---	---	---	---	---	---	---	---
				March 2024	---	---	---	---	6.06	---	---	---	---	---	---	---	---
OPAP (CR)				(Contract Size: 100 Securities, Physical Delivery)													
16.4	16.04	16.25	1.06%	June 2023	16.20	16.35	16.20	16.35	16.35	---	---	---	16.35	---	8	137	1,126
				September 2023	16.35	16.52	16.35	16.37	16.37	---	---	---	16.52	---	25	269	760
				December 2023	---	---	---	---	16.25	---	---	---	---	---	---	---	---
				March 2024	---	---	---	---	16.33	---	---	---	---	---	---	---	---
OTE (CR)				(Contract Size: 100 Securities, Physical Delivery)													
14.92	14.68	14.9	1.71%	June 2023	14.74	14.91	14.68	14.90	14.90	---	---	---	15.20	---	151	1,961	9,598
				September 2023	14.42	14.61	14.35	14.53	14.53	---	---	---	14.87	---	120	1,760	3,063
				December 2023	---	---	---	---	14.80	---	---	---	---	---	---	---	---
				March 2024	---	---	---	---	14.88	---	---	---	---	---	---	---	---
P.P.A. S.A. (CR)				(Contract Size: 100 Securities, Physical Delivery)													
20.25	19.92	19.98	-0.35%	June 2023	---	---	---	---	20.28	---	---	---	20.43	---	---	---	184
				September 2023	19.09	19.09	19.09	19.09	19.09	---	---	---	19.67	---	1	1	172
				December 2023	---	---	---	---	20.26	---	---	---	---	---	---	---	---
				March 2024	---	---	---	---	20.36	---	---	---	---	---	---	---	---
PIRAEUS FINANCIAL HOLD (CR)				(Contract Size: 100 Securities, Physical Delivery)													
3.03	2.982	3	1.01%	June 2023	2.99	3.02	2.98	2.99	2.99	---	---	---	3.02	---	260	10,163	66,551
				September 2023	3.04	3.04	3.01	3.02	3.02	---	---	---	3.04	---	206	8,538	13,899
				December 2023	---	---	---	---	3.00	---	---	---	---	---	---	---	---
				March 2024	---	---	---	---	3.02	---	---	---	---	---	---	---	---
PPC (CR)				(Contract Size: 100 Securities, Physical Delivery)													
10.32	10.17	10.22	0.69%	June 2023	10.18	10.33	10.18	10.19	10.19	---	---	---	10.33	---	133	3,564	18,720
				September 2023	10.35	10.44	10.30	10.30	10.30	---	---	---	10.44	---	172	3,932	4,105
				December 2023	---	---	---	---	10.26	---	---	---	---	---	---	---	---
				March 2024	---	---	---	---	10.31	---	---	---	---	---	---	---	---

Derivatives notes

Fixing prices and final open positions can be retrieved from the following path <http://www.helex.gr/el/web/guest/statistics-end-of-day-derivatives>

Underlying Asset				Derivatives Market													
Price max	Price min	Closing price	change	Delivery Month	Open price	Price max	Price min	Last price	Closing price	Last Bid	Last Ask	Fixing price*	Life high	Life low	Trades	Volume	Open Interest
QUEST HOLDINGS (CR)				(Contract Size: 100 Securities, Physical Delivery)													
6.29	6.08	6.15	0.16%	June 2023	6.10	6.16	6.10	6.16	6.16	---	---	---	6.33	---	4	9	183
				September 2023	6.00	6.00	5.99	6.00	6.00	---	---	---	6.17	---	4	11	29
				December 2023	---	---	---	---	6.20	---	---	---	---	---	---	---	---
				March 2024	---	---	---	---	6.24	---	---	---	---	---	---	---	---
TERNA ENERGY (CR)				(Contract Size: 100 Securities, Physical Delivery)													
20.74	20.26	20.28	-1.36%	June 2023	20.50	20.63	20.29	20.32	20.32	---	---	---	20.98	---	87	3,563	11,168
				September 2023	20.50	20.53	20.17	20.21	20.21	---	---	---	20.75	---	145	3,779	1,323
				December 2023	---	---	---	---	20.78	---	---	---	---	---	---	---	---
				March 2024	---	---	---	---	20.88	---	---	---	---	---	---	---	---
TITAN CEMENT (CB)				(Contract Size: 100 Securities, Physical Delivery)													
16.64	16.5	16.6	0.24%	June 2023	16.56	16.62	16.48	16.60	16.60	---	---	---	16.68	---	10	32	500
				September 2023	16.49	16.49	16.20	16.20	16.20	---	---	---	16.63	---	4	10	28
				December 2023	---	---	---	---	16.73	---	---	---	---	---	---	---	---
				March 2024	---	---	---	---	16.82	---	---	---	---	---	---	---	---
VIOHALCO SA/NV (CB)				(Contract Size: 100 Securities, Physical Delivery)													
5.89	5.82	5.87	0.69%	June 2023	5.85	5.87	5.84	5.87	5.87	---	---	---	6.00	---	35	867	4,683
				September 2023	5.83	5.85	5.81	5.84	5.84	---	---	---	5.92	---	23	828	513
				December 2023	---	---	---	---	5.89	---	---	---	---	---	---	---	---
				March 2024	---	---	---	---	5.92	---	---	---	---	---	---	---	---

Derivatives notes

Fixing prices and final open positions can be retrieved from the following path <http://www.helex.gr/el/web/guest/statistics-end-of-day-derivatives>

FTSE/Athex Large Cap

(Trade Unit: 1 Index Point x 2€ - Exercise Style: European, Cash Settlement)

Call Options														Put Options																		
June 2023								July 2023						Other Months		June 2023								July 2023						Other Months		Exercise Price
Open price	Price max	Price min	Last price	Closing price	Volume	Open Interest	Open price	Price max	Price min	Last price	Closing price	Volume	Open Interest	Volume	Open Interest	Open price	Price max	Price min	Last price	Closing price	Volume	Open Interest	Open price	Price max	Price min	Last price	Closing price	Volume	Open Interest	Volume	Open Interest	
1,725	0.00	0.00	0.00	-	1,349.00	-	-	-	-	-	-	-	-	-	-	0.00	0.00	0.00	-	0.01	-	-	-	-	-	-	-	-	-	-	-	1,725
1,750	0.00	0.00	0.00	-	1,324.00	-	-	-	-	-	-	-	-	-	-	0.00	0.00	0.00	-	0.01	-	-	-	-	-	-	-	-	-	-	-	1,750
1,775	0.00	0.00	0.00	-	1,299.00	-	-	-	-	-	-	-	-	-	-	0.00	0.00	0.00	-	0.02	-	-	-	-	-	-	-	-	-	-	-	1,775
1,800	0.00	0.00	0.00	-	1,274.00	-	-	-	-	-	-	-	-	-	-	0.00	0.00	0.00	-	0.01	-	-	-	-	-	-	-	-	-	-	-	1,800
1,825	0.00	0.00	0.00	-	1,249.00	-	-	-	-	-	-	-	-	-	-	0.00	0.00	0.00	-	0.01	-	-	-	-	-	-	-	-	-	-	-	1,825
1,850	0.00	0.00	0.00	-	1,224.00	-	-	-	-	-	-	-	-	-	-	0.00	0.00	0.00	-	0.01	-	-	-	-	-	-	-	-	-	-	-	1,850
1,875	0.00	0.00	0.00	-	1,199.00	-	-	-	-	-	-	-	-	-	-	0.00	0.00	0.00	-	0.01	-	-	-	-	-	-	-	-	-	-	-	1,875
1,900	0.00	0.00	0.00	-	1,174.00	-	-	-	-	-	-	-	-	-	-	0.00	0.00	0.00	-	0.01	-	-	-	-	-	-	-	-	-	-	-	1,900
1,925	0.00	0.00	0.00	-	1,149.00	-	-	-	-	-	-	-	-	-	-	0.00	0.00	0.00	-	0.01	-	-	-	-	-	-	-	-	-	-	-	1,925
1,950	0.00	0.00	0.00	-	1,124.00	-	-	-	-	-	-	-	-	-	-	0.00	0.00	0.00	-	0.01	-	-	-	-	-	-	-	-	-	-	-	1,950
1,975	0.00	0.00	0.00	-	1,099.00	-	-	-	-	-	-	-	-	-	-	0.00	0.00	0.00	-	0.01	-	-	-	-	-	-	-	-	-	-	-	1,975
2,000	0.00	0.00	0.00	-	1,074.00	-	-	-	-	-	-	-	-	-	-	0.00	0.00	0.00	-	0.01	-	-	-	-	-	-	-	-	-	-	-	2,000
2,050	0.00	0.00	0.00	-	1,024.00	-	-	-	-	-	-	-	-	-	-	0.00	0.00	0.00	-	0.01	-	-	-	-	-	-	-	-	-	-	-	2,050
2,100	0.00	0.00	0.00	-	974.00	-	-	-	-	-	-	-	-	-	-	0.00	0.00	0.00	-	0.01	-	-	-	-	-	-	-	-	-	-	-	2,100
2,150	0.00	0.00	0.00	-	924.00	-	-	-	-	-	-	-	-	-	-	0.00	0.00	0.00	-	0.01	-	-	-	-	-	-	-	-	-	-	-	2,150
2,200	0.00	0.00	0.00	-	874.00	-	-	-	-	-	-	-	-	-	-	0.00	0.00	0.00	-	0.01	-	-	-	-	-	-	-	-	-	-	-	2,200
2,250	0.00	0.00	0.00	-	824.00	-	-	-	-	-	-	-	-	-	-	0.00	0.00	0.00	-	0.02	-	-	-	-	-	-	-	-	-	-	-	2,250
2,300	0.00	0.00	0.00	-	774.00	-	-	-	-	-	-	-	-	-	-	0.00	0.00	0.00	-	0.08	-	-	-	-	-	-	-	-	-	-	-	2,300
2,350	0.00	0.00	0.00	-	724.00	-	-	0.00	0.00	0.00	-	706.00	-	-	-	0.00	0.00	0.00	-	0.25	-	-	0.00	0.00	0.00	-	0.01	-	-	-	2,350	
2,400	0.00	0.00	0.00	-	674.00	-	-	0.00	0.00	0.00	-	656.00	-	-	-	0.00	0.00	0.00	-	0.01	-	-	0.00	0.00	0.00	-	0.03	-	-	-	2,400	
2,450	0.00	0.00	0.00	-	624.00	-	-	0.00	0.00	0.00	-	606.00	-	-	-	0.00	0.00	0.00	-	0.01	-	-	0.00	0.00	0.00	-	0.08	-	-	-	2,450	
2,500	0.00	0.00	0.00	-	574.00	-	-	0.00	0.00	0.00	-	556.00	-	-	-	0.00	0.00	0.00	-	0.02	-	-	0.00	0.00	0.00	-	0.20	-	-	-	2,500	
2,550	0.00	0.00	0.00	-	524.00	-	-	0.00	0.00	0.00	-	507.00	-	-	-	0.00	0.00	0.00	-	0.01	-	6	0.00	0.00	0.00	-	0.48	-	-	-	2,550	
2,600	0.00	0.00	0.00	-	474.00	-	20	0.00	0.00	0.00	-	457.00	-	-	-	0.00	0.00	0.00	-	0.01	-	9	0.00	0.00	0.00	-	1.00	-	-	-	2,600	
2,650	0.00	0.00	0.00	-	424.00	-	80	0.00	0.00	0.00	-	408.00	-	-	-	0.00	0.00	0.00	-	0.01	-	358	0.00	0.00	0.00	-	2.10	-	-	-	2,650	
2,700	0.00	0.00	0.00	-	374.00	-	40	0.00	0.00	0.00	-	360.00	-	-	-	0.00	0.00	0.00	-	0.01	-	253	0.00	0.00	0.00	-	4.10	-	-	-	2,700	
2,750	0.00	0.00	0.00	-	324.00	-	20	0.00	0.00	0.00	-	314.00	-	-	-	0.00	0.00	0.00	-	0.01	-	60	0.00	0.00	0.00	-	7.30	-	-	-	2,750	
2,800	280.00	280.00	280.00	280.00	280.00	1	142	0.00	0.00	0.00	-	269.00	-	1	-	0.00	280.00	0.00	-	0.01	-	76	0.00	0.00	0.00	-	12.50	-	-	-	2,800	
2,850	0.00	0.00	0.00	-	225.00	-	-	0.00	0.00	0.00	-	227.00	-	-	-	0.00	0.00	0.00	-	0.11	-	20	0.00	0.00	0.00	-	20.00	-	20	-	2,850	
2,900	0.00	0.00	0.00	-	175.00	-	1	0.00	0.00	0.00	-	188.00	-	-	-	2.20	0.00	1.90	1.90	1.90	20	45	0.00	0.00	0.00	-	30.75	-	2	-	2,900	
2,950	148.00	148.00	148.00	148.00	148.00	1	26	156.00	156.00	156.00	156.00	156.00	20	40	-	0.00	148.00	0.00	-	2.90	-	62	0.00	0.00	0.00	-	45.00	-	-	-	2,950	
3,000	104.00	104.00	104.00	104.00	104.00	1	4	0.00	0.00	0.00	-	121.00	-	19	-	0.00	104.00	0.00	-	9.60	-	41	58.50	60.00	58.50	60.00	60.00	70	40	-	3,000	
3,050	59.00	59.00	22.00	22.00	22.00	2	12	0.00	0.00	0.00	-	93.50	-	19	-	10.50	59.00	9.50	9.50	9.50	2	157	76.00	76.00	76.00	76.00	76.00	10	41	-	3,050	
3,100	20.75	20.75	20.75	20.75	20.75	1	-	75.00	75.00	75.00	75.00	75.00	1	1	-	0.00	20.75	0.00	-	49.75	-	-	0.00	0.00	0.00	-	114.00	-	20	-	3,100	
3,150	0.00	0.00	0.00	-	10.00	-	-	56.00	56.00	56.00	56.00	56.00	20	-	-	0.00	0.00	0.00	-	85.50	-	-	0.00	0.00	0.00	-	145.00	-	-	-	3,150	
3,200	0.00	0.00	0.00	-	3.40	-	-	0.00	0.00	0.00	-	37.75	-	-	-	0.00	0.00	0.00	-	129.00	-	-	0.00	0.00	0.00	-	180.00	-	-	-	3,200	

FTSE/Athex Large Cap

(Trade Unit: 1 Index Point x 2€ - Exercise Style: European, Cash Settlement)

Call Options															Put Options																		
June 2023								July 2023							Other Months		June 2023					July 2023					Other Months		Exercise Price				
Exercise Price	Open price	Price max	Price min	Last price	Closing price	Volume	Open Interest	Open price	Price max	Price min	Last price	Closing price	Volume	Open Interest	Volume	Open Interest	Open price	Price max	Price min	Last price	Closing price	Volume	Open Interest	Open price	Price max	Price min	Last price	Closing price		Volume	Open Interest	Volume	Open Interest
3,250	0.00	0.00	0.00	-	0.94	-	-	0.00	0.00	0.00	-	26.75	-	-			0.00	0.00	0.00	-	176.00	-	-	0.00	0.00	0.00	-	219.00	-	-			3,250
3,300	0.00	0.00	0.00	-	0.21	-	-	0.00	0.00	0.00	-	18.25	-	-			0.00	0.00	0.00	-	226.00	-	-	0.00	0.00	0.00	-	261.00	-	-			3,300
Totals:						6	345					41	80	0	0					22	1,087					80	123	0	0				
Number of Trades:						6					3	0						7					5	0									

ALPHA SERVICES HOLD (CR)

(Contract Size: 100 Securities, Exercise Style: American, Physical Delivery)

Call Options														Put Options																					
Exercise Price	June 2023						July 2023						Other Months		June 2023						July 2023						Other Months		Exercise Price						
	Open price	Price max	Price min	Last price	Closing price	Volume	Open Interest	Open price	Price max	Price min	Last price	Closing price	Volume	Open Interest	Volume	Open Interest	Open price	Price max	Price min	Last price	Closing price	Volume	Open Interest	Open price	Price max	Price min	Last price	Closing price		Volume	Open Interest	Volume	Open Interest		
0.500	0.000	0.000	0.000		1.08	-	-						-	-			0.000	0.000	0.000		0.001	-	-					-	-			0.005			
0.550	0.000	0.000	0.000		1.03	-	-						-	-			0.000	0.000	0.000		0.001	-	-					-	-			0.006			
0.600	0.000	0.000	0.000		0.980	-	-						-	-			0.000	0.000	0.000		0.001	-	-					-	-			0.006			
0.650	0.000	0.000	0.000		0.930	-	-						-	-			0.000	0.000	0.000		0.001	-	-					-	-			0.007			
0.700	0.000	0.000	0.000		0.880	-	-						-	-			0.000	0.000	0.000		0.001	-	-					-	-			0.007			
0.750	0.000	0.000	0.000		0.830	-	-						-	-			0.000	0.000	0.000		0.002	-	-					-	-			0.008			
0.800	0.000	0.000	0.000		0.780	-	-	0.000	0.000	0.000		0.782	-	-			0.000	0.000	0.000		0.001	-	-	0.000	0.000	0.000		0.002	-	-		0.008			
0.850	0.000	0.000	0.000		0.730	-	-	0.000	0.000	0.000		0.732	-	-			0.000	0.000	0.000		0.001	-	-	0.000	0.000	0.000		0.001	-	-		0.009			
0.900	0.000	0.000	0.000		0.680	-	-	0.000	0.000	0.000		0.682	-	-			0.000	0.000	0.000		0.001	-	-	0.000	0.000	0.000		0.001	-	-		0.009			
0.950	0.000	0.000	0.000		0.630	-	-	0.000	0.000	0.000		0.632	-	-			0.000	0.000	0.000		0.003	-	-	0.000	0.000	0.000		0.001	-	-		0.010			
1.000	0.000	0.000	0.000		0.580	-	-	0.000	0.000	0.000		0.582	-	-			0.000	0.000	0.000		0.007	-	-	0.000	0.000	0.000		0.001	-	-		0.010			
1.100	0.000	0.000	0.000		0.480	-	-	0.000	0.000	0.000		0.483	-	-			0.000	0.000	0.000		0.001	-	-	0.000	0.000	0.000		0.001	-	-		0.011			
1.200	0.000	0.000	0.000		0.381	-	-	0.000	0.000	0.000		0.386	-	-			0.000	0.000	0.000		0.001	-	20	0.000	0.000	0.000		0.003	-	-		0.012			
1.300	0.000	0.000	0.000		0.282	-	-	0.000	0.000	0.000		0.294	-	-			0.000	0.000	0.000		0.001	-	-	0.000	0.000	0.000		0.011	-	-		0.013			
1.400	0.000	0.000	0.000		0.188	-	-	0.000	0.000	0.000		0.211	-	4			0.000	0.000	0.000		0.007	-	-	0.000	0.000	0.000		0.028	-	-		0.014			
1.500	0.000	0.000	0.000		0.108	-	-	0.000	0.000	0.000		0.143	-	-			0.000	0.000	0.000		0.028	-	-	0.000	0.000	0.000		0.059	-	-		0.015			
1.600	0.000	0.000	0.000		0.052	-	-	0.000	0.000	0.000		0.091	-	-			0.000	0.000	0.000		0.072	-	-	0.000	0.000	0.000		0.107	-	-		0.016			
1.700	0.000	0.000	0.000		0.021	-	-	0.000	0.000	0.000		0.054	-	-			0.000	0.000	0.000		0.140	-	-	0.000	0.000	0.000		0.171	-	-		0.017			
1.800	0.000	0.000	0.000		0.007	-	-	0.000	0.000	0.000		0.030	-	-			0.000	0.000	0.000		0.226	-	-	0.000	0.000	0.000		0.246	-	-		0.018			
1.900	0.000	0.000	0.000		0.002	-	-	0.000	0.000	0.000		0.016	-	-			0.000	0.000	0.000		0.321	-	-	0.000	0.000	0.000		0.333	-	-		0.019			
2.000	0.000	0.000	0.000		0.001	-	-	0.000	0.000	0.000		0.008	-	-			0.000	0.000	0.000		0.420	-	-	0.000	0.000	0.000		0.425	-	-		0.020			
2.200						-	-	0.000	0.000	0.000		0.002	-	-								-	-	0.000	0.000	0.000		0.620	-	-		0.022			
Totals:						0	0							0	4	0	0							0	20							0	0	0	0
Number of Trades:						0							0							0.00							0							0	

NATIONAL BANK (CR)

(Contract Size: 100 Securities, Exercise Style: American, Physical Delivery)

Call Options														Put Options																						
June 2023							July 2023							Other Months		June 2023							July 2023							Other Months		Exercise Price				
Open price	Price max	Price min	Last price	Closing price	Volume	Open Interest	Open price	Price max	Price min	Last price	Closing price	Volume	Open Interest	Volume	Open Interest	Open price	Price max	Price min	Last price	Closing price	Volume	Open Interest	Open price	Price max	Price min	Last price	Closing price	Volume	Open Interest	Volume	Open Interest					
1.900	0.000	0.000	0.000	4.07	-	-										0.000	0.000	0.000	0.001	-	-											0.019				
2.000	0.000	0.000	0.000	3.97	-	-										0.000	0.000	0.000	0.002	-	-											0.020				
2.200	0.000	0.000	0.000	3.77	-	-										0.000	0.000	0.000	0.001	-	-											0.022				
2.400	0.000	0.000	0.000	3.57	-	-										0.000	0.000	0.000	0.001	-	-											0.024				
2.600	0.000	0.000	0.000	3.37	-	-										0.000	0.000	0.000	0.001	-	-											0.026				
2.800	0.000	0.000	0.000	3.17	-	-										0.000	0.000	0.000	0.001	-	-											0.028				
3.000	0.000	0.000	0.000	2.97	-	-										0.000	0.000	0.000	0.001	-	-											0.030				
3.200	0.000	0.000	0.000	2.77	-	-	0.000	0.000	0.000		2.78	-	-			0.000	0.000	0.000	0.001	-	-	0.000	0.000	0.000	0.001	-	-					0.032				
3.400	0.000	0.000	0.000	2.57	-	-	0.000	0.000	0.000		2.58	-	-			0.000	0.000	0.000	0.001	-	-	0.000	0.000	0.000	0.001	-	-					0.034				
3.600	0.000	0.000	0.000	2.37	-	-	0.000	0.000	0.000		2.38	-	-			0.000	0.000	0.000	0.002	-	-	0.000	0.000	0.000	0.001	-	-					0.036				
3.800	0.000	0.000	0.000	2.17	-	-	0.000	0.000	0.000		2.18	-	-			0.000	0.000	0.000	0.001	-	-	0.000	0.000	0.000	0.001	-	-					0.038				
4.000	0.000	0.000	0.000	1.97	-	-	0.000	0.000	0.000		1.98	-	-			0.000	0.000	0.000	0.001	-	-	0.000	0.000	0.000	0.001	-	-					0.040				
4.400	0.000	0.000	0.000	1.57	-	-	0.000	0.000	0.000		1.59	-	-			0.000	0.000	0.000	0.001	-	-	0.000	0.000	0.000	0.005	-	-					0.044				
4.800	0.000	0.000	0.000	1.17	-	-	0.000	0.000	0.000		1.21	-	-			0.000	0.000	0.000	0.002	-	-	0.000	0.000	0.000	0.024	-	-					0.048				
5.200	0.000	0.000	0.000	0.773	-	-	0.000	0.000	0.000		0.860	-	-			0.000	0.000	0.000	0.001	-	270	0.000	0.000	0.000	0.078	-	-					0.052				
5.600	0.000	0.000	0.000	0.395	-	-	0.000	0.000	0.000		0.570	-	-			0.000	0.000	0.000	0.023	-	-	0.000	0.000	0.000	0.188	-	-					0.056				
6.000	0.000	0.000	0.000	0.127	-	-	0.000	0.000	0.000		0.348	-	-			0.000	0.000	0.000	0.155	-	-	0.000	0.000	0.000	0.365	-	-					0.060				
6.400	0.000	0.000	0.000	0.021	-	-	0.000	0.000	0.000		0.198	-	-			0.000	0.000	0.000	0.449	-	-	0.000	0.000	0.000	0.615	-	-					0.064				
6.800	0.000	0.000	0.000	0.002	-	-	0.000	0.000	0.000		0.102	-	-			0.000	0.000	0.000	0.831	-	-	0.000	0.000	0.000	0.920	-	-					0.068				
7.200	0.000	0.000	0.000	0.001	-	-	0.000	0.000	0.000		0.051	-	-			0.000	0.000	0.000	1.23	-	-	0.000	0.000	0.000	1.27	-	-					0.072				
7.600	0.000	0.000	0.000	0.002	-	-	0.000	0.000	0.000		0.023	-	-			0.000	0.000	0.000	1.63	-	-	0.000	0.000	0.000	1.64	-	-					0.076				
8.000	0.000	0.000	0.000	0.001	-	-	0.000	0.000	0.000		0.010	-	-			0.000	0.000	0.000	2.03	-	-	0.000	0.000	0.000	2.03	-	-					0.080				
Totals:					0	0					0	0	0								0	270									0	10			0	0
Number of Trades:					0						0	0										0.00									0			0		

OPAP (CR)

(Contract Size: 100 Securities, Exercise Style: American, Physical Delivery)

Exercise Price	Call Options														Exercise Price														
	June 2023							July 2023								Other Months													
	Open price	Price max	Price min	Last price	Closing price	Volume	Open Interest	Open price	Price max	Price min	Last price	Closing price	Volume	Open Interest		Volume	Open Interest												
8.800	0.000	0.000	0.000	7.28	-	-											0.000	0.000	0.000	0.001	-	-							0.088
9.200	0.000	0.000	0.000	6.88	-	-											0.000	0.000	0.000	0.001	-	-							0.092
9.600	0.000	0.000	0.000	6.48	-	-											0.000	0.000	0.000	0.001	-	-							0.096
10.000	0.000	0.000	0.000	6.08	-	-	0.000	0.000	0.000		6.10	-	-				0.000	0.000	0.000	0.001	-	-	0.000	0.000	0.000	0.001	-	-	0.100
11.000	0.000	0.000	0.000	5.08	-	-	0.000	0.000	0.000		5.11	-	-				0.000	0.000	0.000	0.001	-	-	0.000	0.000	0.000	0.001	-	-	0.110
12.000	0.000	0.000	0.000	4.08	-	-	0.000	0.000	0.000		4.11	-	-				0.000	0.000	0.000	0.001	-	-	0.000	0.000	0.000	0.001	-	-	0.120
13.000	0.000	0.000	0.000	3.09	-	-	0.000	0.000	0.000		3.11	-	-				0.000	0.000	0.000	0.001	-	-	0.000	0.000	0.000	0.002	-	-	0.130
14.000	0.000	0.000	0.000	2.09	-	-	0.000	0.000	0.000		2.14	-	-				0.000	0.000	0.000	0.002	-	-	0.000	0.000	0.000	0.027	-	-	0.140
15.000	0.000	0.000	0.000	1.09	-	-	0.000	0.000	0.000		1.26	-	-				0.000	0.000	0.000	0.004	-	-	0.000	0.000	0.000	0.149	-	-	0.150
16.000	0.000	0.000	0.000	0.269	-	54	0.000	0.000	0.000		0.608	-	60				0.000	0.000	0.000	0.183	-	-	0.000	0.000	0.000	0.493	-	-	0.160
17.000	0.000	0.000	0.000	0.014	-	-	0.000	0.000	0.000		0.230	-	5				0.000	0.000	0.000	0.930	-	-	0.000	0.000	0.000	1.12	-	-	0.170
18.000	0.000	0.000	0.000	0.006	-	-	0.000	0.000	0.000		0.068	-	-				0.000	0.000	0.000	1.92	-	-	0.000	0.000	0.000	1.96	-	-	0.180
19.000	0.000	0.000	0.000	0.001	-	-	0.000	0.000	0.000		0.015	-	-				0.000	0.000	0.000	2.92	-	-	0.000	0.000	0.000	2.92	-	-	0.190
20.000	0.000	0.000	0.000	0.001	-	-	0.000	0.000	0.000		0.002	-	-				0.000	0.000	0.000	3.92	-	-	0.000	0.000	0.000	3.92	-	-	0.200
22.000	0.000	0.000	0.000	0.001	-	-	0.000	0.000	0.000		0.001	-	-				0.000	0.000	0.000	5.92	-	-	0.000	0.000	0.000	5.92	-	-	0.220
Totals:						0	54					0	65	0	0					0	0					0	15	0	0
Number of Trades:							0						0		0						0.00						0		0

OTE (CR)

(Contract Size: 100 Securities, Exercise Style: American, Physical Delivery)

Call Options														Put Options																				
June 2023							July 2023							Other Months		June 2023							July 2023							Other Months		Exercise Price		
Open price	Price max	Price min	Last price	Closing price	Volume	Open Interest	Open price	Price max	Price min	Last price	Closing price	Volume	Open Interest	Volume	Open Interest	Open price	Price max	Price min	Last price	Closing price	Volume	Open Interest	Open price	Price max	Price min	Last price	Closing price	Volume	Open Interest	Volume	Open Interest			
9.200	0.000	0.000	0.000	5.45	-	-	0.000	0.000	0.000	5.47	-	-				0.000	0.000	0.000	0.001	-	-				0.000	0.000	0.000	0.001	-	-			0.092	
9.600	0.000	0.000	0.000	5.05	-	-	0.000	0.000	0.000	5.07	-	-				0.000	0.000	0.000	0.001	-	-				0.000	0.000	0.000	0.001	-	-			0.096	
10.000	0.000	0.000	0.000	4.65	-	-	0.000	0.000	0.000	4.67	-	-				0.000	0.000	0.000	0.001	-	-				0.000	0.000	0.000	0.001	-	-			0.100	
11.000	0.000	0.000	0.000	3.65	-	-	0.000	0.000	0.000	3.68	-	-				0.000	0.000	0.000	0.001	-	-				0.000	0.000	0.000	0.001	-	-			0.110	
12.000	0.000	0.000	0.000	2.65	-	-	0.000	0.000	0.000	2.68	-	-				0.000	0.000	0.000	0.001	-	-				0.000	0.000	0.000	0.004	-	-			0.120	
13.000	0.000	0.000	0.000	1.66	-	-	0.000	0.000	0.000	1.72	-	-				0.000	0.000	0.000	0.001	-	-				0.000	0.000	0.000	0.043	-	-			0.130	
14.000	0.000	0.000	0.000	0.686	-	-	0.000	0.000	0.000	0.910	-	-				0.000	0.000	0.000	0.031	-	5				0.000	0.000	0.000	0.228	-	-			0.140	
15.000	0.000	0.000	0.000	0.095	-	-	0.000	0.000	0.000	0.369	-	20				0.000	0.000	0.000	0.440	-	-				0.000	0.000	0.000	0.688	-	-			0.150	
16.000	0.000	0.000	0.000	0.002	-	-	0.000	0.000	0.000	0.114	-	-				0.000	0.000	0.000	1.35	-	-				0.000	0.000	0.000	1.44	-	-			0.160	
17.000	0.000	0.000	0.000	0.001	-	-	0.000	0.000	0.000	0.025	-	-				0.000	0.000	0.000	2.35	-	-				0.000	0.000	0.000	2.36	-	-			0.170	
18.000	0.000	0.000	0.000	0.001	-	-	0.000	0.000	0.000	0.004	-	-				0.000	0.000	0.000	3.35	-	-				0.000	0.000	0.000	3.35	-	-			0.180	
19.000	0.000	0.000	0.000	0.001	-	-	0.000	0.000	0.000	0.001	-	-				0.000	0.000	0.000	4.35	-	-				0.000	0.000	0.000	4.35	-	-			0.190	
20.000	0.000	0.000	0.000	0.001	-	-	0.000	0.000	0.000	0.001	-	-				0.000	0.000	0.000	5.35	-	-				0.000	0.000	0.000	5.35	-	-			0.200	
22.000	0.000	0.000	0.000	0.001	-	-					-	-				0.000	0.000	0.000	7.35	-	-											0.220		
24.000	0.000	0.000	0.000	0.001	-	-					-	-				0.000	0.000	0.000	9.35	-	-											0.240		
Totals:					0	0					0	20		0	0							0	5							0	5		0	0
Number of Trades:					0						0			0								0.00								0		0		

PIRAEUS FINANCIAL HOLD (CR)

(Contract Size: 100 Securities, Exercise Style: American, Physical Delivery)

Call Options														Put Options																			
June 2023							July 2023							Other Months		June 2023							July 2023							Other Months		Exercise Price	
Open price	Price max	Price min	Last price	Closing price	Volume	Open Interest	Open price	Price max	Price min	Last price	Closing price	Volume	Open Interest	Volume	Open Interest	Open price	Price max	Price min	Last price	Closing price	Volume	Open Interest	Open price	Price max	Price min	Last price	Closing price	Volume	Open Interest	Volume	Open Interest		
0.500	0.000	0.000	0.000	2.47	-	-										0.000	0.000	0.000	0.001	-	-											0.005	
0.550	0.000	0.000	0.000	2.42	-	-										0.000	0.000	0.000	0.001	-	-											0.006	
0.600	0.000	0.000	0.000	2.37	-	-										0.000	0.000	0.000	0.001	-	-											0.006	
0.650	0.000	0.000	0.000	2.32	-	-										0.000	0.000	0.000	0.001	-	-											0.007	
0.700	0.000	0.000	0.000	2.27	-	-										0.000	0.000	0.000	0.001	-	-											0.007	
0.750	0.000	0.000	0.000	2.22	-	-										0.000	0.000	0.000	0.001	-	-											0.008	
0.800	0.000	0.000	0.000	2.17	-	-										0.000	0.000	0.000	0.001	-	-											0.008	
0.850	0.000	0.000	0.000	2.12	-	-										0.000	0.000	0.000	0.001	-	-											0.009	
0.900	0.000	0.000	0.000	2.07	-	-										0.000	0.000	0.000	0.001	-	-											0.009	
0.950	0.000	0.000	0.000	2.02	-	-										0.000	0.000	0.000	0.001	-	-											0.010	
1.000	0.000	0.000	0.000	1.97	-	-										0.000	0.000	0.000	0.001	-	-											0.010	
1.100	0.000	0.000	0.000	1.87	-	-										0.000	0.000	0.000	0.001	-	-											0.011	
1.200	0.000	0.000	0.000	1.77	-	-										0.000	0.000	0.000	0.001	-	-											0.012	
1.300	0.000	0.000	0.000	1.67	-	-										0.000	0.000	0.000	0.001	-	-											0.013	
1.400	0.000	0.000	0.000	1.57	-	-										0.000	0.000	0.000	0.001	-	-											0.014	
1.500	0.000	0.000	0.000	1.47	-	-										0.000	0.000	0.000	0.002	-	-											0.015	
1.600	0.000	0.000	0.000	1.37	-	-	0.000	0.000	0.000		1.37	-	-			0.000	0.000	0.000	0.001	-	-	0.000	0.000	0.000	0.001	-	-					0.016	
1.700	0.000	0.000	0.000	1.27	-	-	0.000	0.000	0.000		1.27	-	-			0.000	0.000	0.000	0.002	-	-	0.000	0.000	0.000	0.001	-	-					0.017	
1.800	0.000	0.000	0.000	1.17	-	-	0.000	0.000	0.000		1.17	-	-			0.000	0.000	0.000	0.005	-	-	0.000	0.000	0.000	0.001	-	-					0.018	
1.900	0.000	0.000	0.000	1.07	-	-	0.000	0.000	0.000		1.07	-	-			0.000	0.000	0.000	0.013	-	-	0.000	0.000	0.000	0.001	-	-					0.019	
2.000	0.000	0.000	0.000	0.971	-	-	0.000	0.000	0.000		0.976	-	-			0.000	0.000	0.000	0.001	-	-	0.000	0.000	0.000	0.001	-	-					0.020	
2.200	0.000	0.000	0.000	0.771	-	2	0.000	0.000	0.000		0.780	-	-			0.000	0.000	0.000	0.001	-	3	0.000	0.000	0.000	0.005	-	-					0.022	
2.400	0.000	0.000	0.000	0.571	-	-	0.000	0.000	0.000		0.594	-	-			0.000	0.000	0.000	0.001	-	-	0.000	0.000	0.000	0.019	-	-					0.024	
2.600	0.000	0.000	0.000	0.373	-	-	0.000	0.000	0.000		0.427	-	-			0.000	0.000	0.000	0.002	-	-	0.000	0.000	0.000	0.051	-	-					0.026	
2.800	0.000	0.000	0.000	0.191	-	-	0.000	0.000	0.000		0.288	-	-			0.000	0.000	0.000	0.020	-	-	0.000	0.000	0.000	0.112	-	-					0.028	
3.000	0.000	0.000	0.000	0.067	-	-	0.000	0.000	0.000		0.182	-	-			0.000	0.000	0.000	0.096	-	-	0.000	0.000	0.000	0.205	-	-					0.030	
3.200	0.000	0.000	0.000	0.014	-	-	0.000	0.000	0.000		0.108	-	-			0.000	0.000	0.000	0.243	-	-	0.000	0.000	0.000	0.332	-	-					0.032	
3.400	0.000	0.000	0.000	0.002	-	-	0.000	0.000	0.000		0.059	-	-			0.000	0.000	0.000	0.431	-	-	0.000	0.000	0.000	0.483	-	-					0.034	
3.600	0.000	0.000	0.000	0.001	-	-	0.000	0.000	0.000		0.031	-	-			0.000	0.000	0.000	0.630	-	-	0.000	0.000	0.000	0.655	-	-					0.036	
3.800	0.000	0.000	0.000	0.001	-	-	0.000	0.000	0.000		0.016	-	-			0.000	0.000	0.000	0.830	-	-	0.000	0.000	0.000	0.840	-	-					0.038	
4.000	0.000	0.000	0.000	0.001	-	-	0.000	0.000	0.000		0.008	-	-			0.000	0.000	0.000	1.03	-	-	0.000	0.000	0.000	1.03	-	-					0.040	
Totals:					0	2							0	0	0							0	3							0	0	0	0
Number of Trades:					0								0	0								0.00							0		0		

PPC (CR)

(Contract Size: 100 Securities, Exercise Style: American, Physical Delivery)

Call Options														Put Options																		
June 2023							July 2023							Other Months		June 2023							July 2023							Other Months		Exercise Price
Open price	Price max	Price min	Last price	Closing price	Volume	Open Interest	Open price	Price max	Price min	Last price	Closing price	Volume	Open Interest	Volume	Open Interest	Open price	Price max	Price min	Last price	Closing price	Volume	Open Interest	Open price	Price max	Price min	Last price	Closing price	Volume	Open Interest	Volume	Open Interest	
3.400	0.000	0.000	0.000	6.75	-	-										0.000	0.000	0.000	0.001	-	-											0.034
3.600	0.000	0.000	0.000	6.55	-	-										0.000	0.000	0.000	0.001	-	-											0.036
3.800	0.000	0.000	0.000	6.35	-	-										0.000	0.000	0.000	0.001	-	-											0.038
4.000	0.000	0.000	0.000	6.15	-	-										0.000	0.000	0.000	0.001	-	-											0.040
4.400	0.000	0.000	0.000	5.75	-	-										0.000	0.000	0.000	0.001	-	-											0.044
4.800	0.000	0.000	0.000	5.35	-	-										0.000	0.000	0.000	0.001	-	-											0.048
5.200	0.000	0.000	0.000	4.95	-	-										0.000	0.000	0.000	0.001	-	-											0.052
5.600	0.000	0.000	0.000	4.55	-	-										0.000	0.000	0.000	0.001	-	-											0.056
6.000	0.000	0.000	0.000	4.15	-	-	0.000	0.000	0.000		4.16	-	-			0.000	0.000	0.000	0.003	-	-	0.000	0.000	0.000	0.001	-	-					0.060
6.400	0.000	0.000	0.000	3.75	-	-	0.000	0.000	0.000		3.77	-	-			0.000	0.000	0.000	0.011	-	-	0.000	0.000	0.000	0.001	-	-					0.064
6.800	0.000	0.000	0.000	3.35	-	-	0.000	0.000	0.000		3.37	-	-			0.000	0.000	0.000	0.001	-	-	0.000	0.000	0.000	0.001	-	-					0.068
7.200	0.000	0.000	0.000	2.95	-	-	0.000	0.000	0.000		2.97	-	-			0.000	0.000	0.000	0.002	-	-	0.000	0.000	0.000	0.003	-	-					0.072
7.600	0.000	0.000	0.000	2.55	-	61	0.000	0.000	0.000		2.58	-	-			0.000	0.000	0.000	0.001	-	3	0.000	0.000	0.000	0.009	-	-					0.076
8.000	0.000	0.000	0.000	2.15	-	-	0.000	0.000	0.000		2.19	-	-			0.000	0.000	0.000	0.001	-	10	0.000	0.000	0.000	0.023	-	-					0.080
8.400	0.000	0.000	0.000	1.75	-	39	0.000	0.000	0.000		1.82	-	-			0.000	0.000	0.000	0.001	-	5	0.000	0.000	0.000	0.054	-	-					0.084
8.800	0.000	0.000	0.000	1.35	-	184	0.000	0.000	0.000		1.48	-	-			0.000	0.000	0.000	0.001	-	2	0.000	0.000	0.000	0.108	-	-					0.088
9.200	0.000	0.000	0.000	0.964	-	-	0.000	0.000	0.000		1.17	-	-			0.000	0.000	0.000	0.010	-	-	0.000	0.000	0.000	0.194	-	-					0.092
9.600	0.000	0.000	0.000	0.606	-	15	0.000	0.000	0.000		0.892	-	-			0.000	0.000	0.000	0.052	-	-	0.000	0.000	0.000	0.320	-	-					0.096
10.000	0.000	0.000	0.000	0.319	-	27	0.000	0.000	0.000		0.662	-	-			0.000	0.000	0.000	0.165	-	-	0.000	0.000	0.000	0.490	-	-					0.100
11.000	0.000	0.000	0.000	0.024	-	-	0.000	0.000	0.000		0.270	-	-			0.000	0.000	0.000	0.871	-	-	0.000	0.000	0.000	1.10	-	-					0.110
12.000	0.000	0.000	0.000	0.001	-	-	0.000	0.000	0.000		0.094	-	-			0.000	0.000	0.000	1.85	-	-	0.000	0.000	0.000	1.92	-	-					0.120
13.000	0.000	0.000	0.000	0.001	-	-	0.000	0.000	0.000		0.027	-	-			0.000	0.000	0.000	2.85	-	-	0.000	0.000	0.000	2.86	-	-					0.130
14.000	0.000	0.000	0.000	0.001	-	-	0.000	0.000	0.000		0.006	-	-			0.000	0.000	0.000	3.85	-	-	0.000	0.000	0.000	3.85	-	-					0.140
15.000	0.000	0.000	0.000	0.001	-	-	0.000	0.000	0.000		0.001	-	-			0.000	0.000	0.000	4.85	-	-	0.000	0.000	0.000	4.85	-	-					0.150
Totals:					0	326							0	0	0							0	20									0
Number of Trades:					0								0	0									0.00									0

Lending Products	Underlying Title	Open Interest[5]	Multilateral Transactions[1]				Bilateral Transactions[2]		Stock Borrowing through OTC (volume)[3]
			Volume(Offered)	Average Weighted	Transactions volume	Average Weighted	Transactions Volume	Average Weighted	Transactions Volume
ADMIEBOR	ADMIE (IPTO) HOLDING S.A. (CR)	---	---	---	---	---	---	332,653	
AEGNBOR	AEGEAN AIRLINES (CR)	---	---	---	---	---	---	41,094	
ALPHABOR	ALPHA SERVICES HOLD (CR)	200	---	---	---	---	---	58,543,108	
ALMYBOR	ALUMIL (CR)	---	---	---	---	---	---	---	
OTOELBOR	AUTOHELLAS SA (CR)	7,710	---	---	---	---	---	176,420	
AVAXBOR	AVAX S.A. (CR)	---	---	---	---	---	---	---	
EEEBOR	CC HBC AG (CR)	4,431	---	---	---	---	---	47,768	
CENERBOR	CENERGY HOLDINGS (CB)	14,600	---	---	---	---	---	---	
ELLAKTORBOR	ELLAKTOR (CR)	5,760	---	---	---	---	---	188,501	
ELHABOR	ELVALHALCOR (CR)	24,139	---	---	---	---	---	64,887	
EUROBBOR	EUROBANK HOLDINGS (CR)	15,000	---	---	---	---	---	34,112,689	
EYDAPBOR	EYDAP S.A. (CR)	18,351	---	---	---	---	---	203,758	
FFGRPBOR	FOLLI FOLLIE (CR)	---	---	---	---	---	---	886,310	
FOYRKBOR	FOURLIS (CR)	---	---	---	---	---	---	15,873	
GEKTERNABOR	GEK TERNA (CR)	---	---	---	---	---	---	1,293	
SARBOR	GR. SARANTIS S.A. (CR)	559	---	---	---	---	---	124,346	
EXAEBOR	HELLENIC EXCHANGES-A.S.E. (CR)	3,200	---	---	---	---	---	324,610	
ELPEBOR	HELLENIQ ENERGY (CR)	---	---	---	---	---	---	346,881	
INTRKBOR	INTRACOM HOLDINGS (CR)	---	---	---	---	---	---	---	
INKATBOR	INTRAKAT (CR)	---	---	---	---	---	---	---	
BELABOR	JUMBO SA (CR)	36,504	---	---	---	---	---	190,843	
LAMDABOR	LAMDA DEVELOPMENT SA (CR)	---	---	2,000	8.86%	6,000	4.50%	495,298	
MIGBOR	MIG (CR)	1,950	---	---	---	---	---	40,179	
MOHBOR	MOTOR OIL (CR)	24,781	---	---	700	6.18%	---	881,709	
MYTILBOR	MYTILINEOS (CR)	16,822	---	---	6,100	4.50%	---	132,363	
ETEBOR	NATIONAL BANK (CR)	1,500	---	---	---	---	---	10,343,173	
OPAPBOR	OPAP (CR)	5,200	---	---	3,000	4.50%	---	1,805,612	
HTOBOR	OTE (CR)	---	---	32,576	7.79%	---	---	1,247,813	
PPABOR	P.P.A. S.A. (CR)	2,250	---	---	---	---	---	65,287	
TPEIRBOR	PIRAEUS FINANCIAL HOLD (CR)	5,000	---	---	---	140,000	4.50%	789,868	
PPCBOR	PPC (CR)	3,000	---	---	---	---	---	2,031,547	

Stock Lending Notes

[1] - Multilateral contracts Lending or Borrowing as per Methods 8-1, 8-2 and 8-3-3 (According to ATHEX BoD Resolution No.17)

[2] - Bilateral Contracts Lending or Borrowing as per Methods 8-3-1 and 8-3-2 (According to ATHEX BoD Resolution No.20)

[3] - The information concerning OTC Stock Borrowing Transactions is based on the statements of the Dematerialised Securities System (DSS) operators involved and refers to volumes that have been registered up until the previous working day.

[4] - Average Price (Volume weighted)

[5] - The Data concerning Open Interest before the start of trading session

Lending Products	Underlying Title	Open Interest[5]	Multilateral Transactions[1]				Bilateral Transactions[2]		Stock Borrowing through OTC (volume)[3]
			Volume(Offered)	Average Weighted	Transactions volume	Average Weighted	Transactions Volume	Average Weighted	Transactions Volume
QUALBOR	QUALITY & RELIABILITY SA (CR)	---	---	---	---	---	---	---	
QUESTBOR	QUEST HOLDINGS (CR)	2,601	---	---	255	4.50%	---	58,355	
TENERGYBOR	TERNA ENERGY (CR)	---	---	---	---	---	---	71,150	
TITCBOR	TITAN CEMENT (CB)	4,389	---	---	---	---	---	338,075	
VIOBOR	VIOHALCO SA/NV (CB)	18,277	---	---	---	---	---	---	

Stock Lending Notes

[1] - Multilateral contracts Lending or Borrowing as per Methods 8-1, 8-2 and 8-3-3 (According to ATHEX BoD Resolution No.17)

[2] - Bilateral Contracts Lending or Borrowing as per Methods 8-3-1 and 8-3-2 (According to ATHEX BoD Resolution No.20)

[3] - The information concerning OTC Stock Borrowing Transactions is based on the statements of the Dematerialised Securities System (DSS) operators involved and refers to volumes that have been registered up until the previous working day.

[4] - Average Price (Volume weighted)

[5] - The Data concerning Open Interest before the start of trading session

Sectors codification for listed companies

12003-	ETF	10101010	Computer Services
10101015	Software	10102030	Computer Hardware
15101010	Telecommunications Equipment	15102015	Telecommunications Services
20101010	Health Care Facilities	20101025	Health Care Services
20102010	Medical Equipment	20103015	Pharmaceuticals
30101010	Banks	30202000	Diversified Financial Services
30202010	Asset Managers & Custodians	30202015	Investment Services
30204000	Closed End Investments	30302010	Full Line Insurance
30302015	Insurance Brokers	30302025	Property and Casualty Insurance
35101010	Real Estate Holding and Development	35101015	Real Estate Services
35102000	Diversified REITs	35102030	Office REITs
40201040	Rental & Leasing Services: Consumer	40202010	Home Construction
40202015	Household Furnishings	40202020	Household Appliance
40203040	Electronic Entertainment	40203045	Toys
40204020	Clothing & Accessories	40301010	Entertainment
40301030	Publishing	40301035	Radio & TV Broadcasters
40401010	Diversified Retailers	40401020	Apparel Retailers
40401025	Home Improvement Retailers	40401030	Specialty Retailers
40501010	Airlines	40501015	Travel & Tourism
40501020	Casinos & Gambling	40501025	Hotels & Motels
45101015	Distillers & Vintners	45101020	Soft Drinks
45102010	Farming Fishing Ranching & Plantations	45102020	Food Products
45103010	Tobacco	45201010	Food Retailers & Wholesalers
45201020	Personal Products	50101010	Construction
50101020	Building Roof/Wallboard and Plumbing	50101030	Cement
50101035	Building Materials: Other	50202010	Electrical Components
50203000	Diversified Industrials	50203015	Plastics
50203030	Containers & Packaging	50204000	Machinery: Industrial
50204020	Machinery: Construction & Handling	50205010	Industrial Suppliers
50205020	Back Office Support HR & Consulting	50205030	Forms & Bulk Printing Services
50206015	Commercial Vehicles & Parts	50206030	Marine Transportation
50206060	Transportation Services	55101000	Diversified Materials
55101020	Textile Products	55102000	General Mining
55102010	Iron & Steel	55102015	Metal Fabricating
55102035	Aluminum	60101020	Oil Refining and Marketing
65101010	Alternative Electricity	65101015	Conventional Electricity
65102030	Water		



ATHEX
Athens Stock Exchange

Λεωφ. Αθηνών 110 104 42 Αθήνα
110, Athinon Ave. GR 104 42 Athens
tel. (+30)210-33.66.800, fax (+30)210-33.66.101
www.athexgroup.gr