


23

Ημερήσιο Δελτίο
Συναλλακτικής Δραστηριότητας

Daily Official List
of Trading Activity

Thursday, 8 June, 2023

Year: 144 Trading Day No: 106



ATHEXGROUP
Athens Exchange Group

Disclaimer:

Hellenic Exchanges-Athens Stock Exchange S.A endeavours to ensure that the data and other material ("Information") presented on the Daily Official List are accurate and complete, but it is not liable for any errors or omissions of data or /and for the accuracy, credibility, updating and completeness of the aforesaid information nor it has any liability arising directly or indirectly from the use of the above Information.

The Company is not liable for the accuracy of the data included in listed companies' announcements. Only the sender of such an announcement is fully and solely liable for any infringement of third party's rights from the content of such announcement. All contents of the Daily Official List are provided only for information purposes and do not constitute investment advice or solicitation to invest in securities or other products listed for trading on the Exchange.

You acknowledge and agree that the Company is the owner of any property rights related to any Information appearing on the Daily Official List including intellectual property rights copyright, trademarks, etc.

The above data are a property of the Hellenic Exchanges-Athens Exchange and are copyright protected. Users are forbidden to reproduce, modify, copy, sale, transmit or redistribute, by all reproduction means and methods, part or the whole of the above data, without reference to their source.

The commercial exploitation of these data is, also, forbidden by third parties. Hellenic Exchanges-Athens Exchange does not carry any responsibility, direct or indirect, derived from usage or accidental alteration of the above data when used by third parties.

Hellenic Exchanges – Athens Stock Exchange S.A.

110 Athinon Ave.,10442 Athens, Tel: (210) 33.66.800, Fax: (210) 32.13.938

www.athexgroup.gr

Thessalonica Stock Exchange Center (T.S.E.C)

16-18 Katouni Str., Thessalonica 546 25 Tel: (2310) 567.667, Fax: (2310) 530.545

Athex Members Guarantee Fund

14-16 Fidiou Str., Athens 106 78, Tel: (210) 33.04.682, Fax: (210) 33.04.155

Hellenic Republic Capital Market Commission

1 Kolokotroni Str. & 1 Stadiou Str., Athens 10562 Tel: (210) 33.77.100 Fax: (210) 33.77.173

Table of Contents

Section 1: Statistical Figures of Securities, Derivatives and Lending

Summary of Markets

Athex Indices

Analytic Figures for Athex Market's Boards and Categories

Trading Details by Athex Sectors and Financial Instruments (ETFs)

Top 10 best & worst performing Shares

Derivatives Summary

Section 2: Analytic Figures of Shares Transactions

Analytic Figures of Shares Transactions

Shares' Notes

Section 3: Figures of Securities Transactions

Securities Blocks Details

Shares Rights Details

Stock Borrowing

Forced Sales Details

Forced Sales Registered Shares

Exchange Traded Funds (ETFs) Characteristics

Section 5: Bonds traded in Fixed Income Assets Market

Convertible Corporate Bonds - Regulated Market

Non Convertible Corporate Bonds - Regulated Market

Government Bonds

Treasury Bills & Zero Coupon Government Bonds

Government Bonds Traded with the Open Outcry Method

State Banks Bonds

Section 6: Additional Infos

Athex & ATHEXClear Members List

List of Stocks under Market Making operations

Section 7: Derivatives Market Analytic Figures

Index Futures

Stock Futures

Index Options

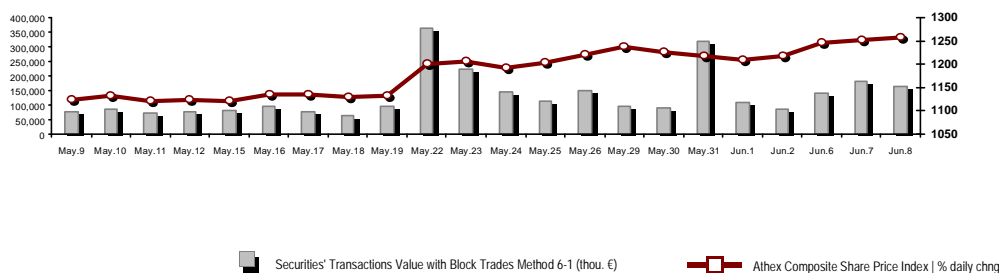
Stock Options

Stock Lending Analytic Figures

Appendix A: Sectors codification for listed companies

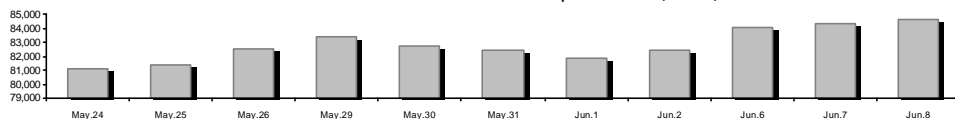
Summary of Markets

Athex Composite Share Price Index vs Shares and Derivatives Transactions Value

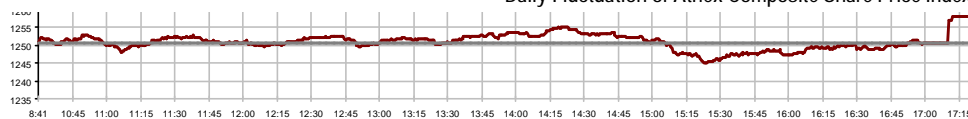


Athex Capitalisation (mill. €)**:	84,617.49		Derivatives Total Open Interest	517,654
Daily change: mill. € %	252.96	0.30%	in Index Futures % daily chng	8,926 0.18%
Yearly Avg Capitalisation: mill. € % chng prev year Avg	74,337.19	17.88%	in Stock Futures % daily chng	506,159 1.13%
Athex Composite Share Price Index % daily chng	1,258.17	0.60%	in Index Options % daily chng	1,653 2.73%
Athex Composite Share Price Index Capitalisation (mill. €)	77,245.27		in Stock Options % daily chng	916 0.44%
Daily change (mill. €)	237.05			
Securities' Transactions Value with Block Trades Method 6-1 (t	164,813.69		Derivatives Contracts Volume:	105,547
Daily change: %	-15,098.63	-8.39%	Daily change: pieces %	4,116 4.06%
YtD Avg Trans. Value: thou. € % chng prev year Avg	108,547.83	50.24%	YtD Avg Derivatives Contracts % chng prev year Avg	46,930 36.62%
Blocks Transactions Value of Method 6-1 (thou. €)	57,899.46		Derivatives Trades Number:	3,297
Blocks Transactions Value of Method 6-2 & 6-3 (thou. €)	0.00		Daily change: number %	-372 -10.14%
Bonds Transactions Value (thou.€)	1,396.20		YtD Avg Trades number % chng prev year Avg	2,414 17.49%
Securities' Transactions Volume with Block Trades Method 6-1 (tho	44,998.49		Lending Total Open Interest	195,931
Daily change: thou. pieces %	-16,162.37	-26.43%	Daily change: pieces %	2,800 1.45%
YtD Avg Volume: % chng prev year Avg	40,196.04	41.78%	Lending Volume (Multilateral/Bilateral)	17,300
Blocks Transactions Volume of Method 6-1 (thou. Pieces)	12,174.32		Daily change: pieces %	14,500
Blocks Transactions Volume of Method 6-2 & 6-3 (thou. Pieces)	0.00		Multilateral Lending	16,300
Bonds Transactions Volume	1,504,000		Bilateral Lending	1,000
Securities' Trades Number with Block Trades Method 6-1	33,174		Lending Trades Number:	13
Daily change: number %	-16,234	-32.86%	Daily change: %	7
YtD Avg Trades number % chng prev year Avg	36,403	23.75%	Multilateral Lending Trades Number	12
Number of Blocks Method 6-1	14		Bilateral Lending Trades Number	1
Number of Blocks Method 6-2 & 6-3	0			
Number of Bonds Transactions	173			

Athex Capitalisation (mill. €)**



Daily Fluctuation of Athex Composite Share Price Index



Athex Composite Share Price Index at 07/06/2023

Daily Fluctuation of Athex Composite Share Price Index at 08/06/2023

Athex Indices

Index name	08/06/2023	07/06/2023	pts.	%	Min	Max	Year min	Year max	Year change
Athex Composite Share Price Index	1,258.17 #	1,250.61	7.56	0.60%	1,245.02	1,258.17	929.79	1,258.17	35.32% #
Athex ESG Index	1,432.02 #	1,427.06	4.96	0.35%	1,416.65	1,432.02	1,057.52	1,436.66	35.39% #
FTSE/Athex Large Cap	3,054.45 #	3,044.71	9.74	0.32%	3,021.56	3,054.45	2,250.77	3,066.35	35.66% #
FTSE/Athex Mid Cap Index	1,868.69 #	1,850.26	18.43	1.00%	1,850.26	1,868.96	1,411.43	1,868.96	32.40% #
FTSE/ATHEX High Dividend Yield Index	3,782.82 #	3,748.78	34.04	0.91%	3,746.47	3,782.91	3,028.28	3,782.91	24.92% #
FTSE/ATHEX Global Traders Index Plus	3,555.26 #	3,509.35	45.91	1.31%	3,509.35	3,556.07	2,616.09	3,556.07	35.90% #
FTSE/ATHEX Mid & Small Cap Factor-Weighted Ind	5,278.14 #	5,263.04	15.10	0.29%	5,255.38	5,295.92	4,353.12	5,295.92	20.08% #
ATHEX Select Index Plus	4,141.14 #	4,108.83	32.31	0.79%	4,093.18	4,141.14	3,071.06	4,141.14	34.84% #
ATHEX Select Index	6,151.94 #	6,079.72	72.22	1.19%	6,079.72	6,161.79	4,343.88	6,161.79	41.62% #
FTSE/Athex Market Index	725.99 #	723.80	2.19	0.30%	718.68	725.99	539.21	728.10	34.60% #
Athex Composite Index Total Return Index	2,243.91 #	2,230.38	13.53	0.61%	2,220.46	2,243.91	1,641.17	2,243.91	36.73% #
FTSE/Athex Large Cap Total Return	4,942.53 #	4,926.77	15.76	0.32%			3,623.42	4,942.53	37.26% #
FTSE/Athex Mid Cap Total Return	2,470.48 #	2,444.37	26.11	1.07%			1,881.61	2,470.48	32.99% #
Hellenic Mid & Small Cap Index	1,799.68 #	1,781.82	17.86	1.00%	1,779.15	1,799.68	1,365.14	1,799.68	31.83% #
FTSE/Athex Banks	1,017.07 €	1,020.13	-3.06	-0.30%	1,003.05	1,025.88	640.09	1,035.50	58.78% #
FTSE/Athex Insurance	2,805.12 #	2,797.48	7.64	0.27%	2,751.62	2,828.05	2,652.26	3,042.07	-4.43% €
FTSE/Athex Financial Services	1,300.47 #	1,277.75	22.72	1.78%	1,277.75	1,311.85	672.72	1,375.02	89.74% #
FTSE/Athex Industrial Goods & Services	6,936.34 #	6,794.00	142.34	2.10%	6,789.94	6,936.46	4,603.86	6,936.46	49.54% #
FTSE/Athex Retail	1,256.79 €	1,262.35	-5.56	-0.44%	1,256.53	1,279.46	901.21	1,284.98	39.46% #
FTSE/ATHEX Real Estate	4,313.29 #	4,244.27	69.02	1.63%	4,232.47	4,313.29	3,750.22	4,461.05	5.90% #
FTSE/Athex Consumer Goods & Services	13,592.12 #	13,427.86	164.26	1.22%	13,427.86	13,592.12	8,974.47	13,632.36	48.42% #
FTSE/Athex Food & Beverage	10,382.94 €	10,436.04	-53.10	-0.51%	10,331.10	10,436.04	8,101.49	11,188.59	22.64% #
FTSE/Athex Basic Resources	8,731.30 #	8,669.31	61.99	0.72%	8,669.31	8,779.55	6,463.31	8,823.01	34.55% #
FTSE/Athex Construction & Materials	4,301.38 #	4,264.73	36.65	0.86%	4,239.97	4,301.38	3,204.90	4,301.38	34.21% #
FTSE/Athex Energy	5,411.84 #	5,347.67	64.17	1.20%	5,342.25	5,411.84	4,780.16	5,856.79	7.59% #
FTSE/Athex Travel & Leisure	2,787.44 #	2,786.75	0.69	0.02%	2,749.60	2,789.03	2,196.17	2,875.50	25.71% #
FTSE/Athex Technology	2,631.10 #	2,612.76	18.34	0.70%	2,612.76	2,640.63	2,047.81	2,640.63	28.08% #
FTSE/Athex Telecommunications	4,134.94 €	4,176.64	-41.70	-1.00%	4,101.53	4,176.64	3,511.53	4,391.80	1.55% #
FTSE/Athex Utilities	5,939.33 #	5,877.83	61.50	1.05%	5,861.27	5,939.33	4,598.77	5,939.33	29.15% #
FTSE/Athex Health Care	410.97 €	424.55	-13.58	-3.20%	407.57	424.55	390.59	469.84	-1.89% €
FTSE/Athex Personal Products	7,613.95 #	7,571.72	42.23	0.56%	7,422.79	7,668.57	6,441.87	7,905.24	15.25% #
Athex All Share Index	295.63 #	294.75	0.88	0.30%	295.63	295.63	231.11	295.63	28.40% #
MSCI GREECE REBASED	4,840.60 #	4,829.46	11.14	0.23%	4,785.02	4,843.23	4,125.04	4,873.04	--- -
Hellenic Corporate Bond Index	123.73 #	123.73	0.00	0.00%			118.78	123.73	3.99% #
Hellenic Corporate Bond Price Index	88.33 €	88.34	-0.01	-0.01%			85.96	88.34	2.44% #

Note 1: FTSE/Med 100, Hellenic Corporate Bond Price Index and Hellenic Corporate Bond Index closing prices refer to the previous trading day of 06/06/2023.

Note 2: The Hellenic Mid & Small Cap Index is a Customized index calculated by the Athens Exchange.

Analytic Figures for Athex Market's Boards and Categories

	Total Traded Securities	Main Market	Surveillance	Exchange Traded Funds (ETFs)
Totals	128	114	13	1
Gain / Lose / Same:	71 / 30 / 27	66 / 29 / 19	4 / 1 / 8	1 / 0 / 0
Athex Capitalisation (mill. €) **	84,617.49	84,256.60	360.89	
Daily Average Trans/ons Value(thou.€)	108,547.83	108,302.41	252.12	39.11
Transactions Value	164,813.69	164,670.76	118.22	24.71
Main Board:	106,914.23	106,771.30	118.22	24.71
Blocks Board 6_2_3:	57,899.46	57,899.46	0.00	0.00
Forced Sales Board:	0.00	0.00	0.00	0.00
Special Terms Board:	0.00	0.00	0.00	0.00
Daily Average Transactions Volume	40,196,035	39,056,969	1,145,426	1,478
Transactions Volume	44,998,491	44,350,234	647,456	801
Main Board:	32,824,171	32,175,914	647,456	801
Blocks Board 6_2_3:	12,174,320	12,174,320	0	0
Forced Sales Board:	0	0	0	0
Special Terms Board:	0	0	0	0
Daily Average Number of Trades	36,403	36,156	245	3
Number of Trades	33,174	32,994	176	4
Main Board:	33,160	32,980	176	4
Blocks Board 6_2_3:	14	14	0	0
Forced Sales Board:	0	0	0	0
Special Terms Board:	0	0	0	0

Trading Details by Athex Sectors and Financial Instruments (ETFs)

Code	Sectors	Gain / Lose / Same	Number of Trades	Transactions Volume	Transactions Value	% of Total Trans. Value
3010	- Banks	4 / 2 / 0	11,438	32,590,817	60,870,256.72	36.93%
5510	- Basic Resources	10 / 3 / 4	1,542	524,413	1,450,873.21	0.88%
5010	- Construction & Materials	6 / 5 / 4	1,960	759,448	3,741,517.42	2.27%
4020	- Consumer Products & Services	6 / 0 / 1	1,901	1,799,149	20,376,630.41	12.36%
6010	- Energy	3 / 0 / 1	2,207	305,648	5,399,886.78	3.28%
12000	- Financial Instruments	1 / 0 / 0	4	801	24,705.20	0.01%
3020	- Financial Services	4 / 0 / 1	1,027	387,105	1,994,785.09	1.21%
4510	- Food Beverage & Tobacco	0 / 4 / 4	247	64,755	647,870.15	0.39%
2010	- Health Care	1 / 2 / 0	301	354,552	207,967.73	0.13%
5020	- Industrial Goods & Services	12 / 2 / 3	2,587	1,092,195	8,437,656.50	5.12%
3030	- Insurance	1 / 0 / 0	10	1,250	4,514.50	0.00%
4030	- Media	0 / 1 / 0	14	55,050	29,886.30	0.02%
4520	- Personal Care, Drug & Grocery Stores	2 / 1 / 0	82	26,365	191,863.31	0.12%
3510	- Real Estate	3 / 3 / 4	935	287,997	1,465,221.22	0.89%
4040	- Retail	1 / 3 / 1	217	39,932	147,544.94	0.09%
1010	- Technology	7 / 2 / 1	888	4,359,155	31,822,883.62	19.31%
1510	- Telecommunications	0 / 1 / 1	2,459	740,504	10,948,702.50	6.64%
4050	- Travel & Leisure	5 / 1 / 2	2,360	671,876	7,157,714.58	4.34%
6510	- Utilities	5 / 0 / 0	2,995	937,479	9,893,207.17	6.00%

Top 10 best & worst performing Shares

Main Market

With positive Price change	Closing price	change	With negative Price change	Closing price	change
THRACE PLASTICS SA (CR)	4.545	7.96% #	MEVACO SA (CR)	4.02	-3.36% €
TECHNICAL OLYMPIC SA (CR)	2.37	5.33% #	MEDICON S.A (CR)	3.63	-3.20% €
CENTRIC HOLDINGS (CR)	0.305	5.17% #	KEKROPS SA (CR)	1.235	-1.98% €
MATHIOS REFRACTORY SA (CR)	0.83	5.06% #	EKTER SA (CR)	1.72	-1.71% €
ATHENS MEDICAL CENTER SA (CR)	1.64	4.13% #	EUROBANK HOLDINGS (CR)	1.5	-1.61% €
ELASTRON (CR)	3.04	3.40% #	AUSTRIACARD (CB)	14.4	-1.37% €
IDEAL HOLDINGS (CR)	5.14	3.11% #	BIOKARPET S.A.(CR)	2.31	-1.28% €
ALUMIL (CR)	2.66	2.70% #	FOURLIS (CR)	4.38	-1.13% €
TERNA ENERGY (CR)	20.7	2.68% #	AVE (CR)	0.536	-1.11% €
KORDELLOS BROS SA (CR)	0.632	2.26% #	OTE (CR)	14.8	-1.00% €
With the highest Transactions Value	Value (thou. €)	change	With the highest Transactions Volume	Volume	change
ALPHA SERVICES HOLD (CR)	32,531.48	0.26% #	ALPHA SERVICES HOLD (CR)	21,279,844	0.26% #
EPSILON NET (CR)	30,660.05	0.25% #	EUROBANK HOLDINGS (CR)	5,820,920	-1.61% €
JUMBO SA (CR)	19,580.78	1.18% #	PIRAEUS FINANCIAL HOLD (CR)	4,399,039	1.37% #
PIRAEUS FINANCIAL HOLD (CR)	12,864.93	1.37% #	EPSILON NET (CR)	4,091,257	0.25% #
OTE (CR)	10,941.69	-1.00% €	NATIONAL BANK (CR)	1,084,598	-0.36% €
EUROBANK HOLDINGS (CR)	8,785.99	-1.61% €	CENTRIC HOLDINGS (CR)	861,037	5.17% #
NATIONAL BANK (CR)	6,587.30	-0.36% €	JUMBO SA (CR)	819,717	1.18% #
MYTILINEOS (CR)	6,241.20	2.15% #	OTE (CR)	739,500	-1.00% €
OPAP (CR)	5,876.79	0.00% -	PPC (CR)	505,018	0.40% #
PPC (CR)	5,064.17	0.40% #	HELLENIC EXCHANGES-A.S.E. (CR)	375,344	1.99% #

Note: Stocks that are not included in the "Under Supervision" category, and the transactions value is more than 10,000 €.

Derivatives Summary

	Number of Trades	Volume	Open Interest
Index Futures	156	1,085	8,926
FTSE/Athex Banks	16	206	1,895
FTSE/Athex Large Cap	131	745	6,681
MSCI GREECE REBASED	9	134	350
Stock Futures	3,130	104,346	506,159
ADMIE (IPTO) HOLDING S.A. (CR)	58	307	14,530
AEGEAN AIRLINES (CR)	58	1,888	3,331
ALPHA SERVICES HOLD (CR)	1,040	65,932	224,995
AUTOHELLAS SA (CR)	4	20	87
AVAX S.A. (CR)	8	510	590
CC HBC AG (CR)	3	10	271
CENERGY HOLDINGS (CB)	38	334	5,985
ELLAKTOR (CR)	35	185	830
ELVALHALCOR (CR)	31	279	1,623
EUROBANK HOLDINGS (CR)	170	8,403	53,425
EYDAP S.A. (CR)	5	17	626
FOURLIS (CR)	3	15	1,008
GEK TERNA (CR)	67	713	8,143
HELLENIC EXCHANGES-A.S.E. (CR)	107	1,140	4,038
HELLENIQ ENERGY (CR)	17	75	1,538
INTRACOM HOLDINGS (CR)	18	1,183	4,740
INTRAKAT (CR)	45	2,848	10,871
JUMBO SA (CR)	14	39	438
LAMDA DEVELOPMENT SA (CR)	72	874	5,978
MIG (CR)	14	65	1,188
MOTOR OIL (CR)	34	126	1,948
MYTILINEOS (CR)	114	403	2,536
NATIONAL BANK (CR)	235	5,330	23,227
OPAP (CR)	59	426	1,937
OTE (CR)	180	1,116	12,767
P.P.A. S.A. (CR)	1	1	357
PIRAEUS FINANCIAL HOLD (CR)	279	9,222	78,020
PPC (CR)	148	1,938	22,872
QUEST HOLDINGS (CR)	6	24	215
TERNA ENERGY (CR)	190	659	12,277
TITAN CEMENT (CB)	3	15	512
VIOHALCO SA/NV (CB)	74	249	5,256
Index Options	8	11	1,653
FTSE/Athex Large Cap	8	11	1,653
Stock Options	3	105	916
ALPHA SERVICES HOLD (CR)	0	0	24
NATIONAL BANK (CR)	0	0	282
OPAP (CR)	0	0	134
OTE (CR)	0	0	30
PIRAEUS FINANCIAL HOLD (CR)	0	0	5
PPC (CR)	3	105	441
Total Derivatives Traded	3,297	105,547	517,654

Number of Outstanding Securities	Nominal Value	Dividends [1]			Date of Last Coupon		Note	Shares	Closing price	% change	Previous closing price/date	Open price	Price min	Price max	Last price	Avg price	Last Bid [7]	Last Ask [7]	P/E after tax	Year	Volume	Trades	Transactions Value[8]	Company Mkt Value (thou. €)	Year low	Year high	Sector[4]	
2020	2021	2022	Dividend [2]	Right																								
2,348,908,567	0.290	---	---	---	07/04/2008	18/04/2017	---	ALPHA SERVICES HOLD (CR)	1.54	0.26 P	1.536	07/06/2023	1.54	1.509	1.547	1.54	1.529	22@1.53	51992@1.54	---	---	21,279,844	4,994	32,531,483.52	3,617,319.19	1.0015	1.57	30101010
45,033,921	0.050	---	---	---	04/06/2008	27/03/2023	---	ATTICA BANK S.A. (CR)	12.92	2.22 P	12.64	07/06/2023	12.74	12.46	12.92	12.92	12.623	10@12.70	156@12.92	---	---	1,507	43	19,022.80	581,838.26	10.62	48.75	30101010
18,176,934	1.00	---	---	---	---	27/01/2023	---	AUSTRIACARD (CB)	14.4	-1.37 E	14.6	07/06/2023	14.7	14.3	15	14.4	14.563	353@14.30	540@14.40	---	---	15,953	150	232,326.30	261,747.85	10.4	15.3	10101010
48,624,764	0.080	0.23	0.46	0.65	24/04/2023	05/12/2022	---	AUTOHELLAS SA (CR)	14.3	0.99 P	14.16	07/06/2023	14.28	14.02	14.3	14.3	14.211	80@14.20	2452@14.30	---	---	23,691	227	336,681.56	695,334.13	10.06	14.76	40201040
190,162,681	---	---	---	---	---	07/12/2016	---	CENERGY HOLDINGS (CB)	6	0.84 P	5.95	07/06/2023	6	5.84	6	6	5.924	1@5.98	4421@6.00	---	---	215,307	491	1,275,376.96	1,140,976.09	3.005	6.05	50202010
372,553,049	6.70	0.64	0.71	0.78	25/05/2023	29/04/2013	---	CC HBC AG (CR)	27.7	-0.50 E	27.84	07/06/2023	27.73	27.56	27.8	27.7	27.649	47@27.66	12@27.74	---	---	13,070	180	361,370.240	319,719.46	21.54	29.91	45101020
3,710,677,508	0.220	---	---	---	02/05/2008	20/05/2019	---	EUROBANK HOLDINGS (CR)	1.5	-1.61 E	1.5245	07/06/2023	1.527	1.49	1.535	1.5	1.509	50@1.50	55000@1.51	---	---	5,820,920	2,311	8,785,990.88	5,566,016.26	1.0495	1.72	30101010
52,131,944	1.00	---	0.1102	---	30/06/2022	23/07/2019	---	FOURLIS (CR)	4.38	-1.13 E	4.43	07/06/2023	4.43	4.38	4.475	4.38	4.418	448@4.38	2000@4.43	---	---	25,590	145	113,063.01	228,337.91	3.26	4.56	40401010
305,635,185	2.18	0.1	0.1	0.3	11/01/2023	01/10/2003	---	HELLENIO ENERGY (CR)	8.02	0.75 P	7.96	07/06/2023	7.96	7.87	8.02	8.02	7.973	302@7.92	100@8.04	---	---	108,680	489	866,485.58	2,451,194.18	6.93	8.68	60101020
83,600,000	0.880	---	---	---	03/07/2007	23/09/2022	---	INTRACOM HOLDINGS (CR)	1.948	0.62 P	1.936	07/06/2023	1.948	1.93	1.954	1.948	1.946	272@1.94	600@1.95	---	---	59,573	91	115,950.59	162,852.80	1.678	2.12	10101010
160,523,985	0.300	---	---	---	12/08/2008	30/12/2022	---	INTRAKAT (CR)	1.868	-0.11 E	1.87	07/06/2023	1.87	1.85	1.872	1.868	1.863	2197@1.87	8500@1.87	---	---	132,121	190	246,206.25	299,858.80	1.366	1.89	50101010
136,059,759	0.880	0.77	0.77	---	21/03/2023	05/03/2014	---	JUMBO SA (CR)	24	1.18 P	23.72	07/06/2023	24	23.74	24	24	23.887	458@23.96	1798@24.00	---	---	819,717	1,068	19,580,779.24	3,265,434.22	15.61	24.14	40203045
176,736,715	0.300	---	---	---	30/05/2007	27/11/2019	---	LAMDA DEVELOPMENT SA (CR)	6.4	2.07 P	6.27	07/06/2023	6.27	6.245	6.4	6.4	6.315	189@6.32	6680@6.40	---	---	179,496	592	1,133,580.75	1,131,114.98	5.505	6.6	35101010
31,317,025	0.400	---	---	---	26/04/2007	10/05/2023	---	MIG (CR)	5.05	1.20 P	4.99	07/06/2023	5.1	4.95	5.18	5.05	5.01	89@5.00	835@5.06	---	---	7,117	80	35,654.46	158,150.98	0.987	8.4	30202000
107,222,688	0.440	---	(0.5667)	---	17/06/2022	16/03/2022	---	QUEST HOLDINGS (CR)	6.18	-0.16 E	6.19	07/06/2023	6.3	6.18	6.37	6.18	6.27	39@6.18	477@6.23	---	---	22,004	127	137,969.22	662,636.21	4.655	6.41	10101010
78,325,475	---	---	---	---	---	23/07/2019	---	TITAN CEMENT (CB)	16.7	1.09 P	16.52	07/06/2023	16.52	16.38	16.7	16.7	16.576	12@16.50	452@16.72	---	---	87,708	474	1,453,889.58	1,308,035.43	12.04	16.84	50101030
259,189,761	0.02	0.1	---	---	03/06/2022	26/02/2016	---	VIOHALCO SA/NV (CB)	5.82	0.52 P	5.79	07/06/2023	5.85	5.77	5.86	5.82	5.825	1410@5.81	11@5.83	---	---	110,528	435	643,843.66	1,508,484.41	3.995	5.97	55102015
144,321,516	0.300	---	---	---	01/07/2011	22/01/2020	---	AVAX S.A. (CR)	1.12	0.18 P	1.118	07/06/2023	1.124	1.108	1.128	1.12	1.12	2500@1.11	1724@1.12	---	---	182,700	233	204,660.88	161,640.10	0.748	1.156	50101010
232,000,000	2.12	0.1069	0.0854	0.0682	29/08/2022	19/06/2017	---	ADMIE (IPTO) HOLDING S.A. (CR)	1.966	0.41 P	1.958	07/06/2023	1.972	1.926	1.972	1.966	1.948	20000@1.95	2034@1.97	15.68	2022	177,726	276	346,166.18	456,112.00	1.64	2.035	65101015
90,167,100	0.500	---	---	---	03/06/2019	24/05/2021	---	AEGEAN AIRLINES (CR)	9.9	0.20 P	9.88	07/06/2023	9.65	9.65	9.9	9.9	9.806	50@9.84	29983@9.90	---	---	119,634	590	1,173,104.48	892,654.29	5.27	10.16	40501010
103,423,291	0.570	---	---	---	01/08/2011	06/09/2022	---	GEK TERNA (CR)	14.24	0.71 P	14.14	07/06/2023	14.2	14.06	14.34	14.24	14.216	233@14.10	1321@14.24	---	---	102,320	591	1,454,624.16	1,472,747.66	10.42	14.34	50101010
382,000,000	2.48	---	---	---	20/07/2015	12/12/2001	---	PPC (CR)	10.1	0.40 P	10.06	07/06/2023	10.06	9.97	10.1	10.1	10.028	2000@10.00	17351@10.10	---	---	505,018	1,276	5,064,169.57	3,858,200.00	6.6	10.16	65101015
914,715,153	1.00	---	---	---	16/05/2008	29/08/2018	---	NATIONAL BANK (CR)	6.09	-0.36 E	6.112	07/06/2023	6.112	5.958	6.15	6.09	6.073	3348@6.04	9310@6.09	---	---	1,084,598	1,485	6,587,295.86	5,570,615.28	3.746	6.3	30101010
375,241,586	0.390	0.01	0.03	---	30/05/2022	14/07/2006	---	ELVALHALCOR (CR)	1.88	---	1.88	07/06/2023	1.88	1.866	1.9	1.88	1.878	400@1.87	6337@1.88	---	---	137,580	322	258,431.85	705,454.18	1.52	1.9	55102015
348,192,005	0.040	---	---	---	05/07/2011	16/07/2021	---	ELLAKTOR (CR)	2.43	1.67 P	2.39	07/06/2023	2.39	2.31	2.43	2.43	2.378	1000@2.32	500@2.44	---	---	116,343	244	276,689.49	846,106.57	1.706	2.455	50101010
60,348,000	0.420	0.07	0.1515	---	08/06/2022	04/08/2021	---	HELLENIC EXCHANGES-A.S.E. (CR)	5.12	1.99 P	5.02	07/06/2023	5.05	5.04	5.2	5.12	5.136	389@5.12	799@5.13	---	---	375,344	868	1,927,718.53	308,981.76	3.09	5.3	30202015
106,500,000	0.600	---	0.28	---	05/09/2022	13/09/2021	---	EYDAP S.A. (CR)	6.83	1.19 P	6.75	07/06/2023	6.75	6.7	6.84	6.83	6.789	5@6.75	81@6.83	---	---	44,769	271	303,922.43	727,395.00	6.06	7.34	65102030
110,782,980	0.750	---	0.9054	0.4058	21/11/2022	04/11/2013	---	MOTOR OIL (CR)	23.62	1.37 P	23.3	07/06/2023	23.3	23.28	23.68	23.62	23.487	181@23.60	1518@23.64	---	---	192,699	1,681	4,525,923.38	2,616,693.99	20.84	25.82	60101020
142,891,161	0.970	0.378	0.4341	---	24/06/2022	07/07/2017	---	MYTILINEOS (CR)	30.38	2.15 P	29.74	07/06/2023	29.74	29.7	30.38	30.38	30.079	5@30.20	1280@30.40	---	---	207,493	1,069	6,241,196.40	4,341,033.47	19.94	30.38	50203000
25,000,000	2.00	0.4	0.628	---	25/07/2022	08/08/2003	---	P.P.A. S.A. (CR)	20.05	0.35 P	19.98	07/06/2023	20.1	19.96	20.25	20.05	20.068	414@20.05	104@20.10	9.48	2022	10,762	156	215,968.55	501,250.00	15.86	20.4	50206060
363,341,859	0.300	0.55	0.6	1	06/06/2023	29/07/2022	---	OPAP (CR)	16	---	16	07/06/2023	16.02	15.76	16.04	16	15.958	20@15.90	12880@16.00	---	---	368,258	1,653	5,876,793.56	5,813,469.74	13.02	16.92	40501020
433,664,596	2.83	0.6879	0.8231	---	01/07/2022	18/06/1998	---	OTE (CR)	14.8	-1.00 E	14.95	07/06/2023	14.86	14.68	14.95	14.8	14.796	16@14.79	3038@14.81	---	---	739,500	2,440	10,941,689.80	6,418,236.02	12.57	15.73	15102015
1,250,367,223	0.930	---	---	---	16/05/2008	14/04/2021	---	PIRAEUS FINANCIAL HOLD (CR)	2.95	1.37 P	2.91	07/06/2023	2.9	2.89	2.95	2.95	2.924	650@2.94	11769@2.95	---	---	4,399,039	2,557	12,864,927.11	3,688,583.31	1.43	2.95	30101010
43,741,452	0.660	0.16	0.2723	0.2629	31/05/2023	01/11/1999	---	THRACE PLASTICS SA (CR)	4.545	7.96 P	4.21	07/06/2023	4.24	4.225	4.6	4.545	4.44	500@4.54	20@4.55	---	---	119,925	600	532,451.97	198,804.90	3.76	4.68	50203015
69,877,484	0.780	0.2239	0.1493	0.1495	09/05/2023	13/06/2018	---	GR. SARANTIS S.A. (CR)	7.65	0.66 P	7.6	07/06/2023	7.54	7.44	7.71	7.65	7.612	245@7.63	16541@7.65	---	---	24,820	65	188,933.81	534,562.75	6.39		

Number of Outstanding Securities	Nominal Value	Dividends [1]			Date of Last Coupon		Note	Shares	Closing price	% change	Previous closing price/date	Open price	Price min	Price max	Last price	Avg price	Last Bid [7]	Last Ask [7]	P/E after tax	Year	Volume	Trades	Transactions Value[8]	Company Mkt Value (thou. €)	Year low	Year high	Sector[4]		
2020	2021	2022	Dividend [2]	Right																									
13,126,020	0.660	0.0837	0.1163	---	22/06/2022	04/09/2020	---	AS COMPANY SA (CR)	2.39	-0.42	€	2.4	07/06/2023	2.37	2.37	2.43	2.39	2.403	42@2.39	317@2.44	---	---	1,940	14	4,662.62	31,371.19	2.02	2.47	40401030
3,114,144	0.360	0.1558	0.3427	0.2304	29/05/2023	02/06/2020	---	ALPHA TRUST (CR)	6.15	0.82	€	6.1	07/06/2023	6.15	6.1	6.15	6.15	6.149	50@5.60	200@6.25	---	---	1,168	40	7,182.50	19,151.99	4.32	6.2	30202010
14,000,000	4.15	---	3.42	---	14/09/2022	29/06/1999	---	ALPHA REAL ESTATE SA(CR)	7.86	---	€	7.86	07/06/2023	7.86	7.84	7.86	7.86	7.858	200@7.74	24@7.86	---	---	228	4	1,791.60	110,040.00	6.68	9.22	35101015
215,805,843	0.300	0.05	---	---	30/12/2021	15/11/2022	---	ATTICA HOLDINGS (CR)	2.59	0.39	€	2.58	07/06/2023	2.58	2.58	2.61	2.59	2.595	17606@2.59	12797@2.61	---	---	7,504	13	19,469.96	558,937.13	1.865	2.62	40501015
151,654,947	0.040	---	---	---	01/07/2008	21/02/2020	---	AVE (CR)	0.536	-1.11	€	0.542	07/06/2023	0.542	0.534	0.546	0.534	0.543	3150@0.534	7000@0.550	---	---	55,050	14	29,886.30	81,287.05	0.506	0.586	40301010
35,764,593	2.10	0.06	0.075	0.1046	02/05/2023	25/11/2019	---	BRIQ PROPERTIES (CR)	1.99	1.53	€	1.96	07/06/2023	1.965	1.96	1.99	1.99	1.98	2620@1.95	500@1.99	---	---	35,135	110	69,573.14	71,171.54	1.9	2.11	35102030
101,123,806	0.360	---	---	---	22/07/2010	28/06/2011	---	CENTRIC HOLDINGS (CR)	0.305	5.17	€	0.29	07/06/2023	0.295	0.286	0.315	0.305	0.305	5300@0.299	2000@0.308	---	---	861,037	364	262,416.02	30,842.76	0.263	0.333	40203040
784,500	10.00	---	0.3	---	24/05/2022	31/07/2018	---	CNL CAPITAL (CR)	7.25	1.40	€	7.25	07/06/2023	7.2	7.2	7.25	7.25	7.225	100@7.20	404@7.30	(-6)	2022	84	2	606.90	5,687.63	6.5	8	30202010
10,246,800	0.300	---	---	---	06/10/2005	13/02/2002	---	CPI SA (CR)	0.648	0.93	€	0.642	07/06/2023	0.648	0.644	0.648	0.648	0.647	100@0.630	2870@0.648	---	---	3,305	5	2,138.64	6,639.93	0.548	0.722	10102030
18,680,300	0.050	---	---	---	06/07/2022	---	---	DIMAND (CR)	13	---	€	13	07/06/2023	13.05	12.95	13.2	13	12.997	1100@12.90	1320@13.00	---	---	12,715	75	165,256.70	242,843.90	11	14.9	35101010
54,200,000	0.075	---	0.035	---	19/07/2022	23/11/2021	---	EPSILON NET (CR)	8.12	0.25	€	8.1	07/06/2023	8.1	8.04	8.16	8.12	7.494	20@8.09	3500@8.11	---	---	4,091,257	54	30,660,051.19	440,104.00	6.2	8.36	10101015
40,134,921	0.400	---	---	---	30/08/1993	05/12/2022	---	IDEAL HOLDINGS (CR)	5.14	3.11	€	4.985	07/06/2023	4.99	4.99	5.16	5.14	5.068	1500@5.09	30@5.15	---	---	73,225	129	371,070.12	206,293.49	3.38	5.16	10102030
167,868,482	0.300	---	---	---	20/08/2007	28/11/2022	---	LAVIPHARM SA (CR)	0.486	-0.61	€	0.489	07/06/2023	0.489	0.48	0.498	0.486	0.491	13100@0.485	1500@0.487	---	---	330,561	207	161,911.91	81,584.08	0.366	0.498	20103015
4,740,000	0.860	---	---	---	14/03/2003	---	---	LOGISMOS S.A. (CR)	0.98	---	€	0.98	07/06/2023	---	---	---	---	---	300@0.935	720@0.990	(-6)	2022	---	---	---	4,645.20	0.91	1.1	10101015
17,120,280	0.940	0.06	0.06	---	27/06/2022	02/08/2019	---	LOULIS FOOD (CR)	2.77	-0.72	€	2.79	07/06/2023	2.74	2.72	2.82	2.82	2.77	40@2.74	150@2.80	---	---	13,232	27	36,653.43	47,423.18	2.38	2.83	45102020
4,419,616	1.58	---	---	0.1131	01/03/2023	04/03/2015	---	MEDICON S.A (CR)	3.63	-3.20	€	3.75	07/06/2023	3.61	3.6	3.63	3.63	3.624	17@3.60	54@3.63	---	---	3,517	37	12,747.17	16,043.21	3.45	4.15	20102010
468,700	2.24	3.42	---	---	03/05/2022	21/05/2004	---	MERMEREN KOMB. A.D. PR. (GDR)	36.6	1.67	€	36	07/06/2023	36.4	36	36.6	36.6	36.566	150@35.60	15@36.80	1.22	2022	299	6	10,933.20	17,154.42	31	59	55102000
10,500,000	0.950	---	---	---	24/06/2008	22/07/2022	---	MEVACO SA (CR)	4.02	-3.36	€	4.16	07/06/2023	4.04	4	4.1	4.02	4.023	95@4.02	167@4.10	13.33	2022	6,273	47	25,236.80	42,210.00	2.52	4.2	55102015
87,127,162	0.500	---	---	---	08/06/2023	28/07/2021	---	PREMIA (CR)	1.274	-0.93	€	1.286	07/06/2023	1.29	1.256	1.29	1.274	1.27	500@1.27	1098@1.27	---	---	39,083	111	49,619.37	111,000.00	1.07	1.36	35101010
24,377,795	0.230	---	---	---	27/06/2022	08/06/2022	---	PROFILE SA (CR)	4.09	0.99	€	4.05	07/06/2023	4.09	4.02	4.1	4.09	4.065	102@4.07	2664@4.10	---	---	38,475	155	156,415.96	99,705.18	2.575	4.2	10101010
27,345,120	0.280	---	---	---	18/07/2005	26/02/2014	---	QUALITY & RELIABILITY SA (CR)	0.706	0.57	€	0.702	07/06/2023	0.702	0.696	0.714	0.706	0.702	100@0.700	4678@0.706	---	---	28,084	80	19,713.03	19,305.65	0.465	0.738	10101010
6,456,530	1.08	0.0804	0.12	---	14/07/2022	02/08/2010	---	SPACE HELLAS SA (CR)	7	---	€	7	07/06/2023	7.02	6.94	7.08	7	6.985	20@6.94	178@7.00	---	---	1,004	19	7,012.70	45,195.71	5.28	7.1	15101010
17,190,046	0.290	---	---	---	16/11/1992	30/11/2022	---	UNIBIOS (CR)	0.75	1.90	€	0.736	07/06/2023	0.74	0.724	0.75	0.75	0.74	700@0.730	4988@0.750	---	---	28,559	43	21,130.54	12,892.53	0.558	0.75	50204000
32,413,681	0.370	---	---	---	15/07/2009	11/05/2000	---	ALUMIL (CR)	2.66	2.70	€	2.59	07/06/2023	2.65	2.61	2.72	2.66	2.662	3100@2.65	770@2.68	---	---	76,199	194	202,810.39	86,220.39	1.986	2.72	55102035
3,534,269	3.44	(0.4452)	0.8907	---	22/05/2023	19/07/2022	---	ANDROMEDA SA (CR)	7	---	€	7	07/06/2023	6.94	6.9	7	7	6.964	20@6.96	1009@7.00	---	2022	3,392	37	23,622.70	24,739.88	5.9	7.3	30204000
18,810,000	0.400	---	---	---	08/07/2010	14/11/2007	---	VARVERIS - MODA BAGNO SA (CR)	0.67	---	€	0.67	07/06/2023	0.67	0.665	0.67	0.67	0.669	1014@0.670	43@0.680	---	---	586	3	392.27	12,602.70	0.6	0.8	40401025
23,986,500	1.05	---	---	---	26/06/2009	15/03/2000	---	BIOKARPET S.A.(CR)	2.31	-1.28	€	2.34	07/06/2023	2.31	2.28	2.34	2.31	2.298	89@2.31	611@2.34	---	---	9,795	39	22,509.68	55,408.82	1.5	2.4	50101035
6,325,000	0.600	---	0.19	---	04/07/2022	17/02/2014	---	VOYATZOGLOU (CR)	2.34	---	€	2.34	07/06/2023	2.38	2.34	2.38	2.34	2.345	300@2.32	1185@2.40	---	---	1,160	3	2,720.60	14,800.50	1.97	2.48	50205010
24,060,000	0.300	0.035	0.055	0.075	25/04/2023	01/07/2019	---	GEN. COMMERCIAL & IND.SA (CR)	1.3	---	€	1.3	07/06/2023	1.3	1.3	1.3	1.3	1.3	445@1.29	100@1.30	8.04	2022	200	1	260.00	31,278.00	1.175	1.42	50205010
15,878,748	0.480	---	---	---	10/07/2006	22/03/2004	---	DOMIKI KRITIS SA (CR)	0.808	0.50	€	0.804	07/06/2023	0.8	0.782	0.81	0.808	0.802	330@0.784	2644@0.808	---	---	12,341	18	9,892.01	12,830.03	0.71	0.85	50101010
34,720,000	0.310	---	---	---	16/06/2010	01/08/2007	---	DROMEAS SA (CR)	0.331	0.30	€	0.33	07/06/2023	0.33	0.33	0.332	0.33	0.33	3800@0.332	400@0.337	---	---	9,100	6	3,007.34	11,492.32	0.3	0.389	40202015
13,673,200	0.880	---	---	---	18/07/2008	26/07/2001	---	EVROFARMA SA (CR)	0.9	-1.10	€	0.91	07/06/2023	0.84	0.84	0.9	0.9	0.893	350@0.870	9547@0.900	---	---	2,320	7	2,072.30	12,305.88	0.684	0.91	45102020
11,250,000	0.520	---	0.0405	---	01/08/2022	09/11/2015	---	EKTER SA (CR)	1.72	-1.71	€	1.75	07/06/2023	1.735	1.72	1.75	1.72	1.739	1000@1.72	2502@1.74	---	---	14,825	46	25,783.50	19,350.00	1.33	1.77	50101010
18,410,839	1.00	0.027	0.262	---	24/08/2022	10/09/2010	---	ELASTRON (CR)	3.04	3.40	€	2.94	07/06/2023	2.96	2.93	3.08	3.04	3.033	1320@3.03	316@3.05	---	---	63,161	215	191,590.48	55,968.95	2.21	3.08	55102010
60,295,607	0.240	---	---	---	09/07/2007	01/07/2021	---	ELGEKA SA (CR)	0.46	0.22	€	0.459	07/06/2023	0.46	0.442	0.46	0.46	0.455	400@0.446	2289@0.460	---	---	350	7	159.10	27,735.98	0.38	0.47	45201010
23,828,130	0.500	---	0.0737	---	18/07/2022	17/02/2009	---	ELINOIL S.A. (CR)	2.37	0.42	€	2.36	07/06/2023	2.36	2.32	2.37	2.37												

Daily Official List

Year: 144 Trading Day No: 106

Section 2: Analytic Figures of Shares Transactions

Thursday, 8 June, 2023

Number of Outstanding Securities	Nominal Value	Dividends [1]			Date of Last Coupon		Note	Shares	Closing price	% change	Previous closing price/date	Open price	Price min	Price max	Last price	Avg price	Last Bid [7]	Last Ask [7]	P/E after tax	Year	Volume	Trades	Transactions Value[8]	Company Mkt Value (thou. €)	Year low	Year high	Sector[4]	
		2020	2021	2022	Dividend [2]	Right																						
26,730,187	0.520	0.08	0.1	---	29/06/2022	01/08/2017	---	ELTON SA (CR)	2.84	0.35 P	2.83	07/06/2023	2.86	2.82	2.87	2.84	2.846	1000@2.81	158@2.84	---	---	15,005	53	42,698.95	75,913.73	2.08	2.87	50205010
30,000,000	0.050	0.06	0.09	---	13/05/2022	11/06/2020	---	ENTERSOFT (CR)	5.08	---	5.08	07/06/2023	5.08	5.04	5.12	5.06	5.074	1094@5.06	1000@5.10	---	---	24,288	83	123,237.82	152,400.00	3.61	5.14	10101015
36,300,000	1.12	0.223	0.2186	---	14/09/2022	12/12/2007	---	THESSALONIKA WATER & SEWERAGE	3.57	0.85 P	3.54	07/06/2023	3.57	3.5	3.58	3.57	3.534	1020@3.53	846@3.58	---	---	7,800	40	27,568.87	129,591.00	3.21	3.66	65102030
14,833,480	0.300	---	---	---	02/06/2010	04/02/2022	---	EUROCONSULTANTS S.A. (CR)	0.738	0.82 P	0.732	07/06/2023	0.75	0.73	0.754	0.738	0.736	1000@0.730	1656@0.738	---	---	15,849	35	11,661.34	10,947.11	0.576	0.754	50205020
86,735,980	0.310	---	---	---	06/07/2009	18/08/2022	---	ATHENS MEDICAL CENTER SA (CR)	1.64	4.13 P	1.575	07/06/2023	1.595	1.59	1.64	1.64	1.627	1086@1.62	900@1.65	---	---	20,474	57	33,308.65	142,247.01	1.375	1.8	20101025
114,320,400	0.100	---	0.01	---	26/11/2021	05/08/2019	---	IKTINOS HELLAS SA (CR)	0.559	-0.18 E	0.56	07/06/2023	0.557	0.554	0.56	0.559	0.557	602@0.554	3901@0.559	---	---	40,360	57	22,478.94	63,905.10	0.4855	0.675	50101035
8,226,132	0.450	---	---	---	15/05/2009	13/10/2014	---	ILYDA S.A. (CR)	1.33	0.38 P	1.325	07/06/2023	1.35	1.32	1.36	1.33	1.341	3800@1.30	986@1.33	8.52	2022	2,991	14	4,010.75	10,940.76	1.055	1.41	10101015
2,566,836	0.440	---	0.016	---	15/07/2022	09/01/2007	---	INTERWOOD-XYLEMPORIA (PR)	0.272	-23.60 E	0.356	07/06/2023	0.264	0.264	0.272	0.272	0.272	2488@0.274	1000@0.376	---	---	92	5	25.02	10,774.27	0.192	0.362	50101020
34,986,430	0.440	---	---	---	25/07/2008	23/02/2010	---	INTERWOOD-XYLEMPORIA (CR)	0.288	---	0.288	07/06/2023	0.29	0.283	0.291	0.286	0.289	4100@0.286	5299@0.290	---	---	42,593	33	12,290.28	10,774.27	0.1975	0.3	50101020
18,567,912	0.590	0.12	0.12	---	06/07/2022	26/01/2021	---	INTERLIFE G.C.I.(CR)	3.67	0.27 P	3.66	07/06/2023	3.7	3.6	3.7	3.67	3.612	11@3.67	95@3.77	---	2022	1,250	10	4,514.50	68,144.24	3.47	3.98	30302025
8,424,900	0.500	---	---	---	12/07/2010	04/07/2019	---	INTERTECH SA (CR)	1.14	2.24 P	1.115	07/06/2023	1.13	1.115	1.14	1.14	1.132	1110@1.13	1000@1.15	19.68	2022	22,009	41	24,921.47	9,604.39	0.92	1.235	50205010
19,804,134	0.150	---	---	---	01/07/2004	06/11/2017	---	KEKROPS SA (CR)	1.235	-1.98 E	1.26	07/06/2023	1.24	1.225	1.27	1.235	1.23	100@1.24	500@1.25	2.35	2022	11,300	19	13,898.45	24,458.11	0.903	1.4	35101010
40,219,218	0.260	---	---	---	29/08/2022	10/06/2019	---	KLOUKINAS - LAPPAS SA (CR)	0.984	0.20 P	0.982	07/06/2023	0.982	0.982	0.986	0.984	0.983	2163@0.984	2200@0.986	---	---	10,837	17	10,656.77	39,575.71	0.5	0.99	50101010
11,510,102	0.890	---	---	---	24/06/2005	06/10/1999	---	NAFPAKTOS TEXTILE (CR)	1	0.50 P	0.995	07/06/2023	1	1	1	1	1	101@1.00	294@1.03	---	---	1,000	5	1,000.00	11,510.10	0.91	1.23	55101020
21,224,340	0.420	0.0035	0.02	---	06/09/2022	25/04/2006	---	KORDELLOS BROS SA (CR)	0.632	2.26 P	0.618	07/06/2023	0.622	0.622	0.658	0.632	0.644	212@0.632	70@0.634	5.55	2022	73,486	121	47,338.95	13,413.78	0.462	0.7	55102010
33,065,136	0.380	0.2	0.2001	---	18/08/2022	16/09/2013	---	KRI-KRI S.A. (CR)	7.98	-0.99 E	8.06	07/06/2023	8.06	7.96	8.06	7.98	7.984	12@7.96	20@8.00	83.11	2022	30,800	12	245,895.06	263,859.79	6.08	8.36	45102020
18,017,472	0.360	---	---	---	09/09/2022	28/08/2017	---	KTIMA KOSTAS LAZARIDIS SA (CR)	1.74	---	1.74	07/06/2023	1.68	1.68	1.74	1.74	1.726	100@1.70	85@1.74	---	---	195	7	336.60	31,350.40	1.55	1.78	45101015
7,595,160	0.600	---	---	---	10/09/2019	18/08/2010	---	KIRIAKOULIS SHIPPING SA (CR)	1.05	2.94 P	1.02	07/06/2023	1.05	1.03	1.06	1.05	1.045	600@1.04	15@1.05	---	---	3,310	15	3,459.80	7,974.92	0.868	1.265	40501015
6,200,000	0.500	---	---	---	22/06/2010	01/11/1995	---	MINERVA KNITWEAR (CR)	0.51	2.00 P	0.5	07/06/2023	0.5	0.5	0.51	0.51	0.5	800@0.452	237@0.510	---	---	692	4	346.02	3,162.00	0.414	0.585	40204020
5,939,268	0.620	---	---	---	10/07/2003	03/01/2002	---	LANAKAM SA (CR)	0.9	-2.70 E	0.925	07/06/2023	0.93	0.9	0.93	0.9	0.9	200@0.875	50@0.915	---	---	4,971	9	4,475.28	5,345.34	0.716	1.16	40401020
9,819,370	0.500	---	---	---	14/08/2007	09/01/2004	---	MATHIOS REFRACTORY SA (CR)	0.83	5.06 P	0.79	07/06/2023	0.8	0.79	0.835	0.83	0.811	2300@0.790	1018@0.830	---	---	19,447	34	15,772.25	8,150.08	0.565	0.885	55101000
29,250,000	0.360	0.02	0.0401	---	21/06/2022	25/04/2019	---	MOTODYNAMICS S.A. (CR)	3.66	2.24 P	3.58	07/06/2023	3.68	3.6	3.69	3.66	3.645	12@3.65	630@3.67	---	---	6,845	46	24,951.76	107,055.00	2.04	3.77	40401030
32,188,050	1.04	---	---	---	21/07/2008	20/01/2000	---	MOUZAKIS (CR)	0.725	4.32 P	0.695	07/06/2023	0.72	0.72	0.725	0.725	0.724	2000@0.695	96@0.735	---	---	266	3	192.47	23,336.34	0.65	0.806	55101020
43,200,000	1.00	---	0.0824	---	07/09/2022	14/06/2022	---	MPLK KEDROS (CR)	2.42	-0.41 E	2.43	07/06/2023	2.42	2.42	2.43	2.42	2.42	800@2.41	289@2.42	---	---	7,838	8	18,970.96	104,544.00	2.19	2.43	35102000
6,340,000	0.600	0.134	0.17	0.1	09/12/2022	12/01/2023	---	NAKAS MUSIC	2.66	---	2.66	07/06/2023	---	---	---	---	---	45@2.42	6@2.66	---	---	---	---	---	16,864.40	2.16	2.7	40401030
10,080,000	3.00	1.42	1.5	1.45	11/05/2023	27/08/2001	---	TPA SA (CR)	24.4	0.41 P	24.3	07/06/2023	24.4	24.4	24.5	24.4	24.445	9@24.20	17@24.40	---	---	130	9	3,177.80	245,952.00	22.7	26.3	50206060
4,971,466	1.46	---	---	---	04/07/2007	08/10/2003	---	PAIRIS SA (CR)	1.08	---	1.08	07/06/2023	---	---	---	---	---	120@1.04	120@1.08	---	---	---	---	---	5,369.18	0.83	1.18	50203030
27,098,594	0.540	0.07	0.05	0.0401	22/05/2023	14/01/2021	---	PAPOUTSANIS (CR)	2.33	-0.85 E	2.35	07/06/2023	2.36	2.31	2.36	2.33	2.318	2489@2.30	30@2.33	21.04	2022	1,195	10	2,770.40	63,139.72	2.25	2.51	45201020
7,070,400	0.930	0.1081	0.3242	---	17/06/2022	06/05/2016	---	PETROPOULOS PETROS (CR)	8.52	-0.23 E	8.54	07/06/2023	8.54	8.5	8.56	8.54	8.546	708@8.50	790@8.54	---	---	3,891	27	33,252.62	60,239.81	5.9	8.6	50206015
21,912,599	0.300	---	---	0.048	18/05/2023	23/02/2007	---	REVOIL (CR)	1.52	---	1.52	07/06/2023	1.57	1.505	1.57	1.52	1.53	430@1.51	1055@1.52	---	---	3,083	23	4,718.07	33,307.15	1.21	1.57	60101020
13,582,223	1.35	---	---	---	24/06/2008	02/02/2016	---	SIDMA STEEL (CR)	2.72	-0.37 E	2.73	07/06/2023	2.74	2.68	2.77	2.72	2.71	250@2.69	223@2.72	---	---	7,482	64	20,274.99	36,943.65	1.85	2.85	55102010
40,693,350	5.00	---	---	---	03/07/2006	26/05/2015	---	TECHNICAL OLYMPIC SA (CR)	2.37	5.33 P	2.25	07/06/2023	2.28	2.24	2.37	2.37	2.337	3596@2.34	3448@2.38	---	---	82,732	229	193,335.46	96,443.24	1.76	2.41	40202010
3,048,000	0.300	---	---	---	06/07/2007	01/06/2021	---	TZIRAKIAN PROFIL (CR)	2.06	-0.48 E	2.07	07/06/2023	2.08	2.02	2.08	2.06	2.057	600@2.02	910@2.07	36.09	2022	12,995	44	26,730.02	6,278.88	1.755	2.22	55102010
10,203,575	0.730	---	---	---	16/07/2007	18/10/1999	---	FIERATEX SA (CR)	0.422	1.93 P	0.414	07/06/2023	0.415	0.402	0.423	0.422	0.409	999@0.402	24@0.422	---	2022	6,912	33	2,826.20	4,305.91	0.351	0.5	55101020
8,340,750	1.16	---	---	---	25/06/2009	17/09/2018	---	HAIDEMENOS SA (CR)	0.52	0.97 P	0.515	07/06/2023	0.476	0.476	0.52	0.52	0.506	464@0.494	460@0.520	---	2022	71	7	35.94	4,337.19	0.452	0.6	50205030

Main Market - Low Liquidity Class

11,869,224	0.540	0.087	0.136	---	04/07/2022	30/08/2019	---	FLEXOPACK SA (CR)	8.7	---	8.7	07/06/2023	8.7	8.7	8.7	8.7	8.7	200@8.55	285@8.75	---	---	100	1	870.00
------------	-------	-------	-------	-----	------------	------------	-----	-------------------	-----	-----	-----	------------	-----	-----	-----	-----	-----	----------	----------	-----	-----	-----	---	--------

Number of Outstanding Securities	Nominal Value	Dividends [1]			Date of Last Coupon		Note	Shares	Closing price	% change	Previous closing price/date	Open price	Price min	Price max	Last price	Avg price	Last Bid [7]	Last Ask [7]	P/E after tax	Year	Volume	Trades	Transactions Value[8]	Company Mkt Value (thou. €)	Year low	Year high	Sector[4]	
		2020	2021	2022	Dividend [2]	Right																						
57,434,884	1.31	---	---	---	05/06/2008	12/06/2009	---	REDS S.A. (CR)	2.49	---	2.49	07/06/2023	---	---	---	---	1222@2.46	1000@2.52	---	---	---	---	---	143,012.86	2.26	3	35101010	
151,532,467	0.500	0.01	0.02	---	22/07/2022	10/06/2020	---	TRASTOR REAL EST. INV. CO.(CR)	1.06	---	1.06	07/06/2023	1.05	1.05	1.05	1.05	8@1.05	3000@1.10	---	---	290	1	304.50	160,624.42	0.965	1.14	35102000	
15,300,000	0.300	---	---	---	30/07/2009	13/12/1999	---	ATTICA PUBLICATIONS SA (CR)	0.308	---	0.308	07/06/2023	---	---	---	---	1000@0.280	939@0.308	---	---	---	---	---	4,712.40	0.236	0.39	40301030	
15,000,000	0.300	---	---	---	06/07/2007	18/07/2000	---	DAIOS PLASTICS SA (CR)	3.22	---	3.22	07/06/2023	---	---	---	---	100@3.08	109@3.54	---	---	---	---	---	48,300.00	2.92	3.52	50203015	
3,307,500	0.210	---	---	---	11/08/2010	30/11/2022	---	ELVE SA (CR)	4.72	---	4.72	07/06/2023	---	---	---	---	15@4.68	12@4.82	18.60	2022	---	---	---	15,611.40	4.54	5.2	40204020	
2,760,000	11.83	9.4	11	---	14/06/2022	16/07/1990	---	KARELIA (CR)	340	---	340	07/06/2023	334	334	334	334	4@334.00	19@344.00	---	---	1	1	334.00	938,400.00	288	348	45103010	
6,700,000	0.800	0.179	0.047	---	24/08/2022	29/05/2014	---	MILLS KEPENOS (CR)	2.22	---	2.22	07/06/2023	---	---	---	---	500@2.12	100@2.26	16.40	2022	---	---	---	14,874.00	1.93	2.54	45102020	
21,364,000	1.12	---	---	---	29/07/2019	08/03/2023	---	LAMPASA HOTEL SA (CR)	23.6	0.86	P 23.4	07/06/2023	23.4	23.4	23.6	23.6	23.56	117@23.60	---	---	---	125	2	2,945.00	504,190.40	20.6	24	40501025
8,321,682	0.670	---	---	---	17/08/2007	23/11/1999	---	N. LEVENTERIS (CR)	0.286	---	0.286	07/06/2023	0.286	0.286	0.286	0.286	250@0.264	1000@0.290	---	2022	200	1	57.20	3,049.76	0.22	0.364	55102010	
2,160,524	0.670	---	---	---	03/12/2018	23/11/1999	---	N. LEVENTERIS (PR)	0.31	---	0.31	07/06/2023	---	---	---	---	---	840@0.340	---	2022	---	---	---	3,049.76	0.218	0.342	55102010	
27,379,200	0.980	---	---	---	03/07/2020	29/08/2022	---	CRETE PLASTICS SA (CR)	17.5	-0.57	€ 17.6	07/06/2023	17.5	17.5	17.5	17.5	17.5	204@16.70	257@17.50	---	---	118	2	2,065.00	479,136.00	14.7	17.9	50203015
255,494,534	2.71	0.352	0.279	0.11	14/12/2022	30/09/2021	---	PRODEA (CR)	7.65	---	7.65	07/06/2023	7.75	7.75	7.75	7.75	7.75	400@7.40	36@7.70	---	---	39	1	302.25	1,954,533.19	7.1	8.6	35102000
4,181,450	0.500	---	---	---	21/08/2000	05/03/2002	---	FLOUR MILLS SARANTOPOULOS SA	0.965	---	0.965	07/06/2023	1	0.875	1.05	1.05	0.976	1000@0.965	245@1.05	---	---	520	7	507.63	4,035.10	0.875	1.5	45102020

Exchange Traded Funds (ETFs)

906,928	---	---	---	---	15/06/2016	---	---	ALPHA ETF FTSE Athex Large Cap	30.95	0.36	P 30.84	07/06/2023	30.85	30.735	30.95	30.95	30.843	200@27.00	100@32.00	---	---	801	4	24,705.20	---	22.5	31.1	12003
---------	-----	-----	-----	-----	------------	-----	-----	--------------------------------	-------	------	---------	------------	-------	--------	-------	-------	--------	-----------	-----------	-----	-----	-----	---	-----------	-----	------	------	-------

Surveillance

356,314,416	0.060	---	---	---	07/07/2010	21/09/2017	5160	FRIGOGLASS SA (CR)	0.065	0.77	P 0.0645	07/06/2023	0.065	0.065	0.065	0.065	0.0655	1000@0.065	142795@0.065	---	---	447,460	43	29,084.90	23,160.44	0.05	0.158	50204000
65,326,268	0.530	---	---	---	04/07/2007	19/07/2006	4750	SATO SA (CR)	0.029	---	0.029	07/06/2023	0.0265	0.0265	0.03	0.03	0.03	1000@0.029	28756@0.030	---	---	2,180	3	64.77	1,894.46	0.018	0.069	40202015
13,191,620	0.620	---	---	---	04/08/2010	09/09/2002	5232	YALCO - CONSTANTINOU (CR)	0.16	---	0.16	07/06/2023	---	---	---	---	1500@0.150	1275@0.176	---	---	---	---	---	---	2,110.66	0.12	0.28	40202020
13,000,000	1.00	---	---	---	01/08/2007	07/04/2000	5093	AKRITAS SA (CR)	0.476	---	0.476	07/06/2023	0.47	0.47	0.47	0.47	60@0.470	350@0.520	---	---	160	3	75.20	6,188.00	0.45	0.67	50101035	
221,519,681	0.300	---	---	---	02/07/2008	28/02/2011	4957	ANEK LINES SA (CR)	0.22	1.85	P 0.216	07/06/2023	0.212	0.212	0.22	0.22	0.216	4000@0.216	1045@0.220	---	---	54,400	24	11,768.00	49,647.72	0.177	0.248	40501015
312,163	0.300	---	---	---	02/07/2008	28/02/2011	4959	ANEK LINES SA (PR, issue '90)	0.072	---	0.072	07/06/2023	---	---	---	---	30000@0.079	---	---	---	---	---	---	---	49,647.72	0.072	0.086	40501015
2,969,713	0.300	---	---	---	02/07/2008	28/02/2011	4958	ANEK LINES SA (PR, issue '96)	0.3	---	0.3	07/06/2023	0.276	0.276	0.276	0.276	0.276	9989@0.276	---	---	---	1,000	2	276.00	49,647.72	0.173	0.38	40501015
17,579,754	4.16	---	---	---	18/08/2006	02/08/2010	---	BIOTER SA (CR)	0.22	---	0.22	07/06/2023	0.22	0.22	0.22	0.22	8500@0.210	956@0.232	---	---	6,753	9	1,485.66	3,867.55	0.198	0.398	50101010	
54,654,600	0.050	---	---	---	01/07/1998	30/12/2022	5275	VIS SA (CR)	0.189	7.39	P 0.176	07/06/2023	0.189	0.176	0.189	0.176	0.189	899@0.176	1950@0.178	---	2022	4,156	6	783.46	10,329.72	0.136	0.378	50203030
51,754,364	0.300	---	---	---	23/12/2003	24/01/2007	5197	SELECTED TEXT. IND. ASSOC (CR)	0.14	---	0.14	07/06/2023	0.14	0.135	0.14	0.135	0.14	4900@0.135	740@0.140	---	---	8,100	4	1,133.50	7,245.61	0.11	0.202	55101020
371,337,000	0.300	---	---	---	30/05/2013	01/07/2022	---	INTRALOT (CR)	0.595	-0.83	€ 0.6	07/06/2023	0.59	0.59	0.595	0.595	0.594	17935@0.590	7123@0.595	---	---	117,645	61	69,897.78	220,945.52	0.565	0.765	40501020
15,842,391	1.51	---	---	---	15/07/2009	12/05/2000	5141	BITROS HOLDING SA (CR)	0.5	---	0.5	07/06/2023	0.45	0.45	0.45	0.45	---	800@0.530	---	---	225	3	101.25	7,921.20	0.408	0.82	55102010	
24,319,250	0.300	---	---	---	09/07/2002	04/07/2007	5165	PRODEFTHIKH SA (CR)	0.55	---	0.55	07/06/2023	0.5	0.5	0.5	0.5	0.5	---	4600@0.500	---	---	500	1	250.00	13,375.59	0.4	0.6	50101010
28,438,268	0.070	---	---	---	21/08/2006	24/11/1999	5253	SPIROY AGRICULTURE SA (CR)	0.144	---	0.144	07/06/2023	0.151	0.151	0.154	0.154	0.152	8624@0.151	1000@0.154	---	---	4,617	6	700.89	4,095.11	0.144	0.23	45102010
1,011,000	1.00	---	---	---	01/07/2004	11/12/2012	5193	TRIA ALFA SA (CR)	10	5.82	P 9.45	07/06/2023	10	10	10	10	10	50@8.95	57@10.00	76.59	2022	260	11	2,600.00	10,110.00	7.6	16.9	55101020

Suspension Status

66,948,210	0.300	---	---	---	22/09/2015	22/09/2015	5179	FOLLI FOLLIE (CR)	4.8	---	4.8	24/05/2018	---	---	---	---	---	---	---	---	---	---	---	---	321,351.41	4.8	4.8	40401030	
12,417,000	0.310	---	---	---	27/08/2019	28/08/2017	5233	MLS MULTIMEDIA SA (CR)	0.57	---	0.57	12/05/2020	---	---	---	---	---	---	---	---	---	---	---	---	---	7,077.69	0.57	0.57	10101015
6,330,002	0.300	---	---	---	25/06/2002	15/03/2019	5278	VARARESSOS (CR)	0.24	---	0.24	02/05/2023	---	---	---	---	---	---	---	---	---	---	---	---	---	1,519.20	0.16	0.25	55101020
3,961,300	1.28	---	---	---	29/06/2004	03/08/2000	5248	DUROS SA (CR)	0.25	---	0.25	24/04/2023	---	---	---	---	---	---	---	---	---	---	---	---	---	990.33	0.2	0.3	40204020
7,085,888	1.59	---	---	---	02/07/1996	06/09/2010	5216	ELVIEMEK (CR)	2.6	---	2.6	30/09/2019	---	---	---	---	---	---	---	---	---	---	---	---	---	18,423.31	2.6	2.6	35101010

Number of Outstanding Securities	Nominal Value	Dividends [1]			Date of Last Coupon		Note	Shares	Closing price	% change	Previous closing price/date	Open price	Price min	Price max	Last price	Avg price	Last Bid [7]	Last Ask [7]	P/E after tax	Year	Volume	Trades	Transactions Value[8]	Company Mkt Value (thou. €)	Year low	Year high	Sector[4]
		2020	2021	2022	Dividend [2]	Right																					
7,125,216	0.650	---	---	---	01/07/2005	14/12/1999	4955	KRE.KA SA (CR)	0.28	---	0.28	06/04/2023	---	---	---	---	---	---	---	---	---	---	---	1,995.06	0.17	0.43	45102010
7,734,375	1.00	---	---	---	09/07/2007	07/01/2011	5277	LIVANIS SA (CR)	0.125	---	0.125	28/04/2023	---	---	---	---	---	---	---	---	---	---	---	966.80	0.12	0.18	40301030

Shares' Notes

Code	Note text
()	- Adjusted dividends.
*	- Last adjusted closing price.
[1]	- Net dividends.
[2]	- The "Date of Last Coupon" for New listings refers to the date company's stocks started to trade in Athex
[3]	- The Company Market Value is referred to the number of outstanding shares
[4]	- Sectors codification can be found in Appendix A
[5]	- The Market Value refers to the total number of shares listed (including their several classes) in the exchange by the company.
[6]	- P/E greater than 100
[7]	- Last view of the Order Book before the end of the trading session
[8]	- All Blocks Methods' Transactions Value are included.
4750	- Transfer to the Under Surveillance Category from 8/4/2011.
4955	- Transfer to the Surveillance Category as from 5/4/2013.
4957	- Transfer to the Surveillance Category as from 5/4/2013.
4958	- Transfer to the Surveillance Category as from 5/4/2013.
4959	- Transfer to the Surveillance Category as from 5/4/2013.
5093	- Transfer to the Surveillance Category as of 8/4/2015.
5141	- Transfer to the Surveillance Category as of 10/05/2017.
5160	- Transfer to the Surveillance Category as of 15/04/2016.
5165	- Transfer to the Surveillance Category as of 15/02/2018.
5179	- Suspension of trading as of 25/05/2018.
5193	- Transfer to the Surveillance Category as of 25/10/2018.
5197	- Transfer to the Surveillance Category as of 07/11/2018.
5216	- Suspension of trading as of 01/10/2019.
5232	- Transfer to the Under Surveillance Category from 08/04/2011.
5233	- Suspension of trading as of 13/05/2020.
5248	- Transfer to the Surveillance Category as of 06/09/20116.
5253	- Transfer to the Surveillance Category as of 14/5/2021.
5275	- Transfer to the Surveillance Category as of 09/07/2020.
5277	- Suspension of trading as of 02/05/2023.
5278	- Suspension of trading as of 03/05/2023.

Securities Blocks Details

Securities	Block Volume	Price	Block Trade Value	Time of approval	Note
JUMBO SA (CR)	33,558	23.92	802,707.36	10:38:55	20
ALPHA SERVICES HOLD (CR)	5,000,000	1.53	7,650,000.00	10:47:30	20
PIRAEUS FINANCIAL HOLD (CR)	100,000	2.91	291,400.00	10:47:33	20
ALPHA SERVICES HOLD (CR)	200,000	1.52	304,600.00	11:27:29	20
JUMBO SA (CR)	15,464	23.88	369,280.32	12:13:42	20
JUMBO SA (CR)	384,017	23.84	9,154,965.28	13:19:41	20
ALPHA SERVICES HOLD (CR)	200,000	1.53	306,000.00	13:19:42	20
EUROBANK HOLDINGS (CR)	300,000	1.53	458,400.00	13:20:23	20
JUMBO SA (CR)	100,000	23.90	2,390,000.00	13:47:34	20
PPC (CR)	75,000	10.00	750,000.00	14:55:03	20
EPSILON NET (CR)	4,065,000	7.49	30,446,850.00	15:10:05	20
ALPHA SERVICES HOLD (CR)	1,500,000	1.52	2,284,500.00	16:25:50	20
JUMBO SA (CR)	100,000	23.94	2,394,000.00	16:30:11	20
PIRAEUS FINANCIAL HOLD (CR)	101,281	2.93	296,753.33	17:12:03	20

Blocks Notes

9 - Method 6-1 / Special Fees

10 - Method 6-1 / Special Fees, SDS

14 - Method 6-3 / Settlement, Incomplete Buy and Sell

18 - Method 6-2 / SPOT 1

19 - Method 6-2 / SPOT 2

20 - Method 6-1 and Method 6-1 Same Day Settlement

21 - Other Pre-agreed

Shares Rights Details

Occured date	Exercise from	Exercise until	Trading until	Rights	Price min	Price max	Closing price	Last Bid	Last Ask	Volume	Trades	Transactions Value
--------------	---------------	----------------	---------------	--------	-----------	-----------	---------------	----------	----------	--------	--------	--------------------

No Rights Transactions.

Forced Sales Details

Securities	Category of Security	Transactions Volume	Number of Trades	Transactions Value	Note
------------	----------------------	------------------------	---------------------	-----------------------	------

No Forced Transactions.

Forced Sales Notes

- 1 - Compulsory Public Forced Sales
- 2 - Forced Sales of Fixed Registered Shares
- 3 - Forced Sales of Remaining Fractional Shares

Exchange Traded Funds (ETFs) Characteristics

	Transactions Date (T)	Creation / Redemption	Units (T-1)	New Units (T-1)	Redemption Units (T-1)	Units (T) [1]	Fund Assets [2]	Net Unit Price	Dividend per Unit	Dividend Date
ALPHA ETF FTSE Athex Large Cap	08/06/2023	5,000	906,928	---	---	906,928	27,966,870.00	30.8369	0.52	01/07/2022

ETFs Notes

[1] - Units (T) = Units (T-1) + New Units (T-1) - Redemption Units (T-1)

[2] - The Creation / Redemption Units of T-1 are included.

Non Convertible Corporate Bonds - Regulated Market

Num Listed Bonds	Nominal price	Issue price	Today's Rate	Exp. Date	Duration (years)	Note	Coupon		Trading Unit	Corporate Bonds	Accrued Int.	Yield.T.Mat	Price min	Price max	Closing price	Previous closing price/date	Volume	Transactions Value	Last order		ear min	Year max		
							Common	Preferred											Price	Buy / Sell			Date	
100,000	1,000.00	1,000.00	2.70	25/05/2026	5	---	5	---	1	COSTAMARE PARTICIPATIONS PLC (Non Convertible)	1.3500	4.1970	95.3603	95.4400	95.3783	95.4400	07/06/2023	25,000	23,880.58	95.3602	B	38/06/2023	92.1400	97.0000
320,000	1,000.00	1,000.00	3.40	21/07/2027	7	---	6	---	1	LAMDA DEVELOPMENT S.A. (Non Convertible)	13.2222	4.7660	92.5100	93.8000	93.5895	93.5000	07/06/2023	48,000	45,308.43	92.5205	B	38/06/2023	91.4001	95.5000
200,000	1,000.00	1,000.00	2.10	27/10/2027	7	---	6	---	1	O.P.A.P. S.A. (Non Convertible)	2.6833	3.7920	92.0001	92.7800	92.7524	92.4360	07/06/2023	117,000	108,658.65	92.7500	B	38/06/2023	91.4700	95.4000
200,000	1,000.00	1,000.00	1.90	23/03/2028	7	---	5	---	1	MOTOR OIL CORINTH REFINERIES SA (Non Convertible)	4.2750	3.5830	91.8000	92.4800	92.4006	91.7170	07/06/2023	492,000	456,570.60	92.3100	B	38/06/2023	87.5500	92.4800
100,000	1,000.00	1,000.00	2.95	11/02/2027	5	---	3	---	1	SAFE BULKERS PARTICIPATIONS PLC (Non Convertible)	9.7514	5.0920	92.2500	94.6000	92.6500	94.8000	07/06/2023	19,000	17,788.78	93.7000	B	38/06/2023	89.9269	97.0000
230,000	1,000.00	1,000.00	4.70	12/07/2029	7	---	2	---	1	LAMDA DEVELOPMENT S.A. (Non convertible)	19.7139	4.5870	99.0200	99.9900	99.5878	99.7400	07/06/2023	53,000	53,906.54	99.0200	B	38/06/2023	94.9889	101.0000
100,000	1,000.00	1,000.00	4.40	26/07/2029	7	---	2	---	1	CPLP SHIPPING HOLDINGS PLC (Non Convertible)	16.7444	4.2950	99.0000	99.6999	99.6999	99.9800	07/06/2023	43,000	43,303.01	99.0400	B	38/06/2023	97.2369	100.8000
200,000	1,000.00	1,000.00	3.60	12/03/2026	7	---	9	---	1	AEGEAN AIRLINES S.A. (Non Convertible)	9.1000	3.8930	97.3140	98.7400	97.7374	98.5000	07/06/2023	35,000	34,526.59	98.0000	B	38/06/2023	95.6301	98.9000
500,000	1,000.00	1,000.00	2.75	03/07/2027	7	---	6	---	1	GEK TERNA S.A. (Non Convertible)	12.2222	4.4530	92.3000	92.8000	92.7944	92.6000	07/06/2023	114,000	107,107.82	92.2000	B	38/06/2023	86.8000	92.8000
20,148	1,000.00	1,000.00	4.95	26/06/2023	5	---	10	---	1	B&F COMM. & GARM. INDUS. S.A. (Non Convertible)	22.9625	3.9640	---	---	---	100.0000	31/05/2023	---	---	98.5701	B	38/06/2023	99.0571	100.6899
175,000	1,000.00	1,000.00	3.40	26/07/2024	5	---	8	---	1	ATTICA HOLDINGS S.A. (Non Convertible)	12.9389	4.3670	98.1700	98.3700	98.3033	97.9490	07/06/2023	3,000	2,987.92	98.1000	B	38/06/2023	96.6179	98.9000
300,000	1,000.00	1,000.00	2.30	20/07/2028	7	---	4	---	1	PRODEA REIC S.A.(Non Convertible)	9.1361	5.9310	84.5000	84.8000	84.5537	84.8000	07/06/2023	154,000	131,612.36	84.5100	B	38/06/2023	82.0100	85.8000
150,000	1,000.00	1,000.00	2.65	22/10/2026	5	---	4	---	1	CPLP SHIPPING HOLDINGS PLC (Non Convertible)	3.6069	4.5100	93.7000	94.0000	93.9000	94.0000	07/06/2023	9,000	8,483.46	93.8000	B	38/06/2023	92.5500	96.0000
250,000	1,000.00	1,000.00	2.45	16/11/2028	7	---	4	---	1	ELVALHALCOR S.A. (Non Convertible)	1.8375	5.0390	86.2000	88.0000	87.9722	87.9000	07/06/2023	155,000	135,672.34	87.7000	B	38/06/2023	85.6375	91.0000
120,000	1,000.00	1,000.00	2.65	06/12/2028	7	---	4	---	1	NOVAL PROPERTY REIC (Non Convertible)	0.4417	5.2730	87.3000	88.0000	87.7769	87.9730	07/06/2023	83,000	72,911.86	87.3007	B	38/06/2023	84.3700	90.8700
300,000	1,000.00	1,000.00	2.30	14/12/2028	7	---	3	---	1	GEK TERNA S.A. (Non Convertible)	11.5000	4.7340	88.5000	88.5000	88.5000	88.8430	07/06/2023	2,000	1,793.00	88.5000	B	38/06/2023	82.1339	88.9000
150,000	1,000.00	1,000.00	2.60	22/10/2026	7	---	8	---	1	TERNA ENERGY FINANCE S.A. (Non Convertible)	3.5389	4.2030	94.0000	94.0000	94.0000	93.8720	07/06/2023	10,000	9,435.39	93.9000	B	38/06/2023	92.5000	95.7400
100,000	1,000.00	1,000.00	2.80	25/01/2027	5	---	3	---	1	PREMIA S.A. (Non Convertible)	10.7333	5.1840	91.0000	93.9000	92.0000	91.6540	06/06/2023	9,000	8,449.60	90.5400	B	38/06/2023	87.6862	95.9899
120,000	1,000.00	1,000.00	3.95	04/04/2025	7	---	11	---	1	GEK TERNA S.A. (Non Convertible)	7.5708	3.3660	99.8000	100.0000	99.8000	99.8870	06/06/2023	133,000	133,807.92	99.8000	B	38/06/2023	97.5523	100.0000

Corporate Bonds Notes

Transactions Volume = (Pieces) * (Nominal Price). Transactions Value = (Pieces) * (Nominal Price) * (price %) + (Accrued interest).

The price of a Bond is stated as a percentage (%) of Bond's Nominal Price.

Nominal Price in Euros (€), except if it is noted differently.

Government Bonds

Number Listed Bonds	Nominal price	Today's Rate	Accrued Interest Calc	Exp. Date [1]	Duration (years)	Note	Coupons Date	Curr. coupon value	Trading Unit	Government Bonds	Price min	Price max	Closing price	Previous closing price/date	Volume	Transactions Value	Price	Last order Buy / Sell	Date
4,500,000	1,000.00	1.88	Actual/Actual	04/02/2035	15	---	04/02	1.88	1	GGB-FXD-040235-15Y-1.875-1.000	---	---	---	---	---	---	---	---	---
2,500,000	1,000.00	3.45	Actual/Actual	02/04/2024	5	---	02/04	3.45	1	GGB-FXD-020424-05Y-3.450-1.000	---	---	---	---	---	---	---	---	---
6,000,000	1,000.00	0.75	Actual/Actual	18/06/2031	10	---	18/06	0.75	1	GGB-FXD-180631-10Y-0.750-1.000	---	---	---	---	---	---	---	---	---
2,500,000	1,000.00	3.88	Actual/Actual	15/06/2028	5	---	15/06	3.88	1	GGB-FXD-150628-05Y-3.875-1.000	---	---	---	---	---	---	---	---	---
5,962,747,327	1.00	3.75	Actual/Actual	30/01/2028	10	---	/02 - 01/02 - 31/	3.75	1	GGB-FXD-300128-10Y-3.750-1.000	---	---	---	85.4610 13/07/2018	---	---	1.0000	B	28/11/2018
7,067,309,386	1.00	3.90	Actual/Actual	30/01/2033	15	---	/02 - 01/02 - 31/	3.90	1	GGB-FXD-300133-15Y-3.900-1.000	---	---	---	78.6730 13/07/2018	---	---	1.0000	B	28/11/2018
5,622,848,349	1.00	4.00	Actual/Actual	30/01/2037	19	---	/02 - 01/02 - 31/	4.00	1	GGB-FXD-300137-19Y-4.000-1.000	---	---	---	77.0370 13/07/2018	---	---	1.0000	B	28/11/2018
5,276,770,669	1.00	4.20	Actual/Actual	30/01/2042	24	---	/02 - 01/02 - 31/	4.20	1	GGB-FXD-300142-24Y-4.200-1.000	---	---	---	77.7640 13/07/2018	---	---	1.0000	B	28/11/2018
48,794,718	1.00	4.30	Actual/Actual	24/02/2024	12	---	24/02	4.30	1	GGB-FXD-240224-12Y-2.000-1.000	---	---	---	10.0000 22/06/2015	---	---	---	---	---
40,248,141	1.00	4.30	Actual/Actual	24/02/2025	13	---	24/02	4.30	1	GGB-FXD-240225-13Y-2.000-1.000	---	---	---	10.0000 22/06/2015	---	---	---	---	---
59,586,043	1.00	4.30	Actual/Actual	24/02/2026	14	---	24/02	4.30	1	GGB-FXD-240226-14Y-2.000-1.000	---	---	---	10.0000 22/06/2015	---	---	---	---	---
41,118,344	1.00	4.30	Actual/Actual	24/02/2027	15	---	24/02	4.30	1	GGB-FXD-240227-15Y-2.000-1.000	---	---	---	10.0000 22/06/2015	---	---	---	---	---
45,137,734	1.00	4.30	Actual/Actual	24/02/2028	16	---	24/02	4.30	1	GGB-FXD-240228-16Y-2.000-1.000	---	---	---	10.0000 22/06/2015	---	---	---	---	---
61,768,888	1.00	4.30	Actual/Actual	24/02/2029	17	---	24/02	4.30	1	GGB-FXD-240229-17Y-2.000-1.000	---	---	---	10.0000 22/06/2015	---	---	---	---	---
54,567,744	1.00	4.30	Actual/Actual	24/02/2030	18	---	24/02	4.30	1	GGB-FXD-240230-18Y-2.000-1.000	---	---	---	10.0000 22/06/2015	---	---	---	---	---
37,541,515	1.00	4.30	Actual/Actual	24/02/2031	19	---	24/02	4.30	1	GGB-FXD-240231-19Y-2.000-1.000	---	---	---	10.0000 22/06/2015	---	---	---	---	---
37,558,317	1.00	4.30	Actual/Actual	24/02/2032	20	---	24/02	4.30	1	GGB-FXD-240232-20Y-2.000-1.000	---	---	---	10.0000 22/06/2015	---	---	---	---	---
37,473,732	1.00	4.30	Actual/Actual	24/02/2033	21	---	24/02	4.30	1	GGB-FXD-240233-21Y-2.000-1.000	---	---	---	10.0000 22/06/2015	---	---	---	---	---
33,888,293	1.00	4.30	Actual/Actual	24/02/2034	22	---	24/02	4.30	1	GGB-FXD-240234-22Y-2.000-1.000	---	---	---	10.0000 22/06/2015	---	---	---	---	---
35,177,800	1.00	4.30	Actual/Actual	24/02/2035	23	---	24/02	4.30	1	GGB-FXD-240235-23Y-2.000-1.000	---	---	---	10.0000 22/06/2015	---	---	---	---	---
35,547,268	1.00	4.30	Actual/Actual	24/02/2036	24	---	24/02	4.30	1	GGB-FXD-240236-24Y-2.000-1.000	---	---	---	10.0000 22/06/2015	---	---	---	---	---
40,246,306	1.00	4.30	Actual/Actual	24/02/2037	25	---	24/02	4.30	1	GGB-FXD-240237-25Y-2.000-1.000	---	---	---	10.0000 22/06/2015	---	---	---	---	---
37,643,952	1.00	4.30	Actual/Actual	24/02/2038	26	---	24/02	4.30	1	GGB-FXD-240238-26Y-2.000-1.000	---	---	---	10.0000 22/06/2015	---	---	---	---	---
36,977,100	1.00	4.30	Actual/Actual	24/02/2039	27	---	24/02	4.30	1	GGB-FXD-240239-27Y-2.000-1.000	---	---	---	10.0000 22/06/2015	---	---	---	---	---
41,615,000	1.00	4.30	Actual/Actual	24/02/2040	28	---	24/02	4.30	1	GGB-FXD-240240-28Y-2.000-1.000	---	---	---	10.0000 22/06/2015	---	---	---	---	---
42,227,208	1.00	4.30	Actual/Actual	24/02/2041	29	---	24/02	4.30	1	GGB-FXD-240241-29Y-2.000-1.000	---	---	---	10.0000 22/06/2015	---	---	---	---	---
68,288,487	1.00	4.30	Actual/Actual	24/02/2042	30	---	24/02	4.30	1	GGB-FXD-240242-30Y-2.000-1.000	---	---	---	10.0000 22/06/2015	---	---	---	---	---
4,000,000	1,000.00	3.88	Actual/Actual	12/03/2029	10	---	12/03	3.88	1	GGB-FXD-120329-10Y-3.875-1.000	---	---	---	---	---	---	100.0000	B	15/10/2019
4,500,000	1,000.00	0.00	Actual/Actual	12/02/2026	5	---	12/02	0.00	1	GGB-FXD-120226-05Y-0.000-1.000	---	---	---	---	---	---	---	---	---
3,000,000	1,000.00	3.38	Actual/Actual	15/02/2025	7	---	15/02	3.38	1	GGB-FXD-150225-07Y-3.375-1.000	---	---	---	---	---	---	---	---	---
964,000	1,000.00	3.25	Actual/Actual	20/03/2025	6	---	20/03	3.25	1	GGB-FXD-200325-06Y-3.250-1.000	---	---	---	---	---	---	---	---	---
2,100,000	1,000.00	3.55	Actual/Actual	20/03/2026	7	---	20/03	3.55	1	GGB-FXD-200326-07Y-3.550-1.000	---	---	---	---	---	---	---	---	---
40,000	1,000.00	2.18	FLR Actual/360	16/09/2023	1	---	16/03 - 16/09	---	1	GGB-FLT-160923-01Y-2.178-1.000	---	---	---	---	---	---	---	---	---
5,500,000	1,000.00	1.50	Actual/Actual	18/06/2030	10	---	18/06	1.50	1	GGB-FXD-180630-10Y-1.500-1.000	---	---	---	---	---	---	---	---	---
5,364,250	1,000.00	3.25	Actual/Actual	20/03/2050	30	---	20/03	3.25	1	GGB-FXD-200350-30Y-3.250-1.000	---	---	---	---	---	---	---	---	---

Government Bonds Notes

Transactions Volume = (Pieces) * (Nominal Price). Transactions Value = (Pieces) * (Nominal Price) * (price %) + (Accrued interest).

The Value of current coupon for the issues with NV 0.01 euro refers to NV 100 euros

FLR: Floating Interest Rate.

[1] - The Expiration Date of the interest bearing period and the Date for coupon payment.

Government Bonds

Number Listed Bonds	Nominal price	Today's Rate	Accrued Interest Calc	Exp. Date [1]	Duration (years)	Note	Coupons Date	Curr. coupon value	Trading Unit	Government Bonds	Price min	Price max	Closing price	Previous closing price/date	Volume	Transactions Value	Price	Last order Buy / Sell	Date
3,924,361	1,000.00	2.00	Actual/Actual	22/04/2027	7	---	22/04	2.00	1	GGB-FXD-220427-07Y-2.000-1.000	---	---	---	---	---	---	99.9000	B	22/04/2020
2,500,000	1,000.00	1.88	Actual/Actual	23/07/2026	7	---	23/07	1.88	1	GGB-FXD-230726-07Y-1.875-1.000	---	---	---	---	---	---	---	---	---
4,050,000	1,000.00	4.25	Actual/Actual	15/06/2033	10	---	15/06	4.25	1	GGB-FXD-150633-10Y-4.250-1.000	---	---	---	---	---	---	---	---	---
3,500,000	1,000.00	1.88	Actual/Actual	24/01/2052	30	---	24/01	1.88	1	GGB-FXD-240152-30Y-1.875-1.000	---	---	---	---	---	---	---	---	---
3,700,000	1,000.00	1.75	Actual/Actual	18/06/2032	10	---	18/06	1.75	1	GGB-FXD-180632-10Y-1.750-1.000	---	---	---	---	---	---	---	---	---
2,200,000	1,000.00	1.13	FLR Actual/360	15/12/2027	5	---	- 15/12 - 15/03 -	---	1	GGB-FLT-151227-05Y-1.130-1.000	---	---	---	---	---	---	102.1600	B	30/12/2022

Government Bonds Notes

Transactions Volume = (Pieces) * (Nominal Price). Transactions Value = (Pieces) * (Nominal Price) * (price %) + (Accrued interest).

The Value of current coupon for the issues with NV 0.01 euro refers to NV 100 euros

FLR: Floating Interest Rate.

[1] - The Expiration Date of the interest bearing period and the Date for coupon payment.

Treasury Bills & Zero Coupon Government Bonds

Issue Date	13-Week Maturity									26-Week Maturity									52-Week Maturity								
	Exp. Date	Initial Rate	Num Listed Bonds	Nominal price	Issue price	Last Trade Price	Last Trade Date	Volume Traded	Note	Exp. Date	Initial Rate	Num Listed Bonds	Nominal price	Issue price	Last Trade Price	Last Trade Date	Volume Traded	Note	Exp. Date	Initial Rate	Num Listed Bonds	Nominal price	Issue price	Last Trade Price	Last Trade Date	Volume Traded	Note
10/06/2022	---	---	---	---	---	---	---	---	---	---	---	---	---	---	---	---	---	---	09/06/2023	0.83	1,600,000	1,000.00	991.68	---	---	---	---
09/09/2022	---	---	---	---	---	---	---	---	---	---	---	---	---	---	---	---	---	---	08/09/2023	1.97	1,000,000	1,000.00	980.47	---	---	---	---
09/12/2022	---	---	---	---	---	---	---	---	---	---	---	---	---	---	---	---	---	---	08/12/2023	2.73	600,000	1,000.00	973.10	---	---	---	---
10/03/2023	---	---	---	---	---	---	---	---	---	---	---	---	---	---	---	---	---	---	08/03/2024	3.75	1,000,000	1,000.00	963.46	---	---	---	---

Bonds in Circulation	Currency / Min nominal traded Value	Coupons Payment Date	Current Coupon Value	Note	Coupon	Trading Unit	Issue Date	Duration (years)	Today's Interest	A.I.C in days	Bonds	Last price of previous days		Last Outcry in Cash (euro)		Trades in Pieces	Life min	Life Max	
												Price	Buy / Sell	Price	Buy / Sell				
Corporate Bonds in Foreign Currency and Euro																			
103,746	GBP / 10	01/12	0.25	---	64	1	01/12/1930	98	2.5	360	National Mortgage Bank	2.27	05/02/1996	2.27	S	05/02/1996	---	2.27	2.27
0	GBP / 10	01/12	0.25	---	66	1	01/12/1928	100	2.5	360	National Mortgage Bank	---	---	---	---	---	---	---	---

Government Bonds Notes

A.I.C: Accrued Interest Calculation base.

FLR: Floating Interest Rate.

The minimum tradeable Nominal Value for all Demeterialised Government Titles is 100 Euros.

(μτφρ-0)

Athex & ATHEXClear Members List

Member Name				Stock Market			Derivatives Market		ATHEXClear Member	
	Address	Phone	Fax	Market Member	Remote Member	Market Maker	Proprietary	Market Maker	General Clearing	Direct Clearing
A. SARRIS SECURITIES S.A.				a						
6, ΔΡΑΓΑΤΣΑΝΙΟΥ 6 ΑΘΗΝΑ	2103367700									
AEONIC SECURITIES C.I.F. P.L.C.				a						
, ΛΑΪΟΥ 6, ΓΡ. 301B, ANNA COURT	35725337600									
ALPHA BANK S.A.									a	
, ΣΤΑΔΙΟΥ 40 ΑΘΗΝΑ	2103260000									
ALPHA FINANCE INVESTMENT SERVICES SINGLE MEMBER SA				a		a	a	a		a
5, ΠΑΝΕΠΙΣΤΗΜΙΟΥ 45 ΑΘΗΝΑ	2103677400									
ARGUS STOCKBROKERS LTD				a	a		a			
25, 25 ΛΕΩΦΟΡΟΣ ΔΗΜΟΣΘΕΝΗ ΣΕΒΕΡΗ	0035722717000									
ATLANTIC SECURITIES LTD				a	a					
37, ΠΡΟΔΡΟΜΟΥ 37	0035722445400									
AXON SECURITIES S.A.				a			a			
48, ΣΤΑΔΙΟΥ 48 ΑΘΗΝΑ	2103363800									
BETA SECURITIES S.A.				a		a	a			a
29, Α.ΑΛΕΞΑΝΔΡΑΣ 29 ΑΘΗΝΑ	2106478930									
BNP PARIBAS S.A.									a	
, ΛΑΜΨΑΚΟΥ 2 ΑΘΗΝΑ	2107468525									
BOFA SECURITIES EUROPE SA				a	a					
, 112 AVENUE KL?BER 75116	+33 153655555									
CAPITAL SECURITIES S.A.				a			a			
58, ΜΗΤΡΟΠΟΛΕΩΣ 58 ΑΘΗΝΑ	2103369700									
CITIGROUP GLOBAL MARKETS EUROPE AG				a	a					
16, REUTERWEG 16	+49 691366-0									
CITIGROUP GLOBAL MARKETS LIMITED				a						
1, 33 CANADA SQUARE -CANARY WHARF	+44 02079864000									
CREDIT SUISSE BANK (EUROPE), S.A.				a	a					
, CALLE AYALA 42, 3A PLANTA-B MADRID	+34917916000									
CREDIT SUISSE SECURITIES (EUROPE) LIMITED				a						
1, ONE CABOT SQUARE LONDON	+44 2078888888									
CYCLOS SECURITIES S.A.				a			a			
39, ΧΑΡΙΛΑΟΥ ΤΡΙΚΟΥΠΗ 6-8-10 ΑΘΗΝΑ	2103364300									
DEUTSCHE BANK S.A.					a					
1, GREAT WINCHESTER STREET LONDON	+44 20 754 54209	00441133361437								
EUROBANK EQUITIES INVESTMENT FIRM SINGLE MEMBER SA				a		a	a	a		a
, ΦΙΛΕΛΛΗΝΩΝ 10 & ΞΕΝΟΦΩΝΤΟΣ 13 ΑΘΗΝΑ	2103720425									
EUROBANK S.A.									a	
, ΟΘΩΝΟΣ 8 ΑΘΗΝΑ	2103337000									
EUROCORP INVESTMENT SERVICES S.A.				a			a			a
14, ΠΛ.ΦΙΛΙΚΗΣ ΕΤΑΙΡΕΙΑΣ 14 ΑΘΗΝΑ	2107263600									
EUOTRUST INVESTMENT FIRM SA				a						
113, ΣΕΒΑΣΤΟΥΠΟΛΕΩΣ 113 ΑΘΗΝΑ	2103363100									
EUROXX SECURITIES S.A.				a		a	a	a		a
7, ΠΑΛΑΙΟΛΟΓΟΥ ΧΑΛΑΝΔΡΙ	(210)-6879400	(210)-6879401								
7, ΠΑΛΕΟΛΟΓΟΥ ΧΑΛΑΝΔΡΙ	+30 2106879400	210-6879401								
FREEDOM FINANCE EUROPE LTD					a					
, ΧΡΙΣΤΑΚΗ ΚΡΑΝΟΥ 20	035725257786									
G. A. PERVANAS SECURITIES- INVESTMENT SERVICES S.A.				a						
7-9, ΣΟΦΟΚΛΕΟΥΣ 7-9 ΑΘΗΝΑ	2103727200									
GLOBAL CAPITAL SECURITIES & FINANCIAL SERVICES LTD				a	a					
50, ΛΑΡΧΙΕΠΙΣΚΟΠΟΥ ΜΑΚΑΡΙΟΥ Γ50	0035722710710									
GREENPOST TRADING EUROPE LTD					a					
, ΚΙΜΩΝΟΣ 3, ACROPOLIS MANSIONS, 2ND FLOOR, FLAT/OFFICE 202	035722521389									
HELLENIC AMERICAN SECURITIES S.A.				a		a	a			a
27, ΑΝΔΡΕΑ ΠΑΠΑΝΔΡΕΟΥ 27 ΜΑΡΟΥΣΙ	2103311100									
HELLENIC BANK (INVESTMENTS) LTD					a					
, ΑVE.ΚΥΡΙΑΚΟΥ ΜΑΤΣΙ 31 - ΡΟ ΒΟΧ 24747 NICOSIA	+357 22500100	357 22500110								
HSBC CONTINENTAL EUROPE									a	
109-111, Α.ΜΕΣΟΓΕΙΩΝ 109-111	2106960000									
INDEX SECURITIES S.A.				a						
6, ΔΡΑΓΑΤΣΑΝΙΟΥ 6 ΑΘΗΝΑ	2103213920									

Athex & ATHEXClear Members List

Member Name				Stock Market			Derivatives Market		ATHEXClear Member	
	Address	Phone	Fax	Market Member	Remote Member	Market Maker	Proprietary	Market Maker	General Clearing	Direct Clearing
J. CHR. MAVRIKIS SECURITIES S.A.				a						
5, ΣΟΦΟΚΛΕΟΥΣ 5 ATHINA	2103216730									
KAPPA SECURITIES S.A.				a			a			
15, ΒΑΛΑΩΡΙΤΟΥ 15 ATHINA	2103678600									
KARAMANOF SECURITIES & INVESTMENT SERVICES S.A.				a						
2, ΠΛΑΤ.ΘΕΟΔΩΡΩΝ 2 ATHINA	2103212947									
LAIKI FINANCIAL SERVICES LTD					a					
26, AVE. VYRONOS NICOSIA	357 22367367	357 22718567								
LEON DEPOLAS SECURITIES S.A.				a		a	a			
1, ΧΡΗΣΤΟΥ ΛΑΔΑ 1 ATHINA	2103213276 -28									
MEGA EQUITY SECURITIES & FINANCIAL SERVICES PUBLIC LTD				a	a		a			
42-44, ΛΕΩΦ.ΓΡΙΒΑ ΔΙΓΕΝΗ 42-44	0035722711711									
MERIT SECURITIES S.A				a		a	a			a
5, ΣΟΦΟΚΛΕΟΥΣ 5 ATHINA	2103671880									
MERRILL LYNCH INTERNATIONAL				a						
2, 2 KING EDWARD STREET LONDON	+44 20276281000									
N. CHRYSOCHOIDIS SECURITIES S.A.				a			a			a
7-9, ΣΟΦΟΚΛΕΟΥΣ 7-9 ATHINA	2103213913									
NATIONAL BANK OF GREECE S.A.				a			a		a	
86, ΑΙΟΛΟΥ STR. ATHINA	(210)-3341000	(210)-3228187								
68, ΑΚΑΔΙΜΙΑΣ STR. ATHINA	(210)-3328817	(210)-3328678								
NATIONAL SECURITIES SINGLE MEMBER SA				a		a	a	a		
66, ΛΕΩΦΟΡΟΣ ΑΘΗΝΩΝ 128-132 & ΦΙΓΕΝΙΑΣ ATHINA	2103328784									
NUNTIUS BROKERAGE AND INVESTMENT SERVICES S.A				a						
6, ΔΡΑΓΑΤΣΑΝΙΟΥ 6 ATHINA	2103350599									
ONE PLUS CAPITAL LIMITED				a	a					
, 75 PRODROMOU AVENUE NICOSIA 1307	35722873760									
OPTIMA BANK S.A.				a		a	a	a	a	
32, ΑΙΓΙΛΕΙΑΣ 32 & ΠΑΡΑΔΕΙΣΟΥ MAROUSI	2108173663									
PANCRETA BANK S.A									a	
, ΙΚΑΡΟΥ 5	2810 338800									
PANTELAKIS SECURITIES S.A.				a		a	a	a		
57, ΕΘΝΙΚΗΣ ΑΝΤΙΣΤΑΣΕΩΣ 57, ΚΤΙΡΙΟ Β CHALANDRI	2106965000									
PEGASUS SECURITIES S.A				a			a			
17, ΒΑΛΑΩΡΙΤΟΥ 17 & ΑΜΕΡΙΚΗΣ ATHINA	2103670700									
PIRAEUS BANK S.A.				a			a		a	
, ΑΜΕΡΙΚΗΣ 4 ATHINA	2103335000									
PIRAEUS SECURITIES S. A.				a		a	a	a		a
10, ΣΤΑΔΙΟΥ 10 ATHINA	2103354100									
PROCHOICE SECURITIES LTD				a	a					
57, ΛΕΩΦ.ΣΠΥΡΟΥ ΚΥΠΡΙΑΝΟΥ 57, ΑΚΙΝΗΤΑ Φ	035724661192									
SHARELINK SECURITIES & FINANCIAL SERVICES LTD				a			a			
6, HOUSE-ΘΕΟΤΟΚΗ 6 ΜΕΓΑΡΟ ΕΛΛΗΝΑ	+357 22554200									
SOCIETE GENERALE S.A.				a	a		a			
, 17 COURS VALMY, CEDEX	+157290504									
SOLIDUS SECURITIES S.A				a			a			a
64, ΛΟΥΙΖΗΣ ΠΙΑΚΟΥΡ 64 ATHINA	2106900600									
ST. EM. LAVRENTAKIS SECURITIES S.A.				a			a			
7-9, ΣΟΦΟΚΛΕΟΥΣ 7-9 ATHINA	2103213336									
THE CYPRUS INVESTMENT & SECURITIES CORPORATION LTD				a	a					
154, ΑΓΙΟΥ ΠΡΟΚΟΠΙΟΥ & ΠΟΣΕΙΔΩΝΟΣ 1	0035722121700									
UBS EUROPE SE				a	a					
, OPERNTURM, BOCKENHEIMER LANDSTRASSE 2-4	496921790									
UBS LIMITED					a					
1, FINSBURY AVENUE LONDON	+44 2075687135									

List of Stocks under Market Making operations

Securities	Market Maker	Start Market Making	Stock Category
MLS MULTIMEDIA SA (CR)			Suspension Status
	PIRAEUS SECURITIES S. A.	01/08/2019	
ALPHA ETF FTSE Athex Large Cap			Exchange Traded Funds (ETFs)
	ALPHA FINANCE INVESTMENT SERVICES SINGLE MEMBER SA	02/01/1900	
	NATIONAL SECURITIES SINGLE MEMBER SA	02/01/1900	
ADMIE (IPTO) HOLDING S.A. (CR)			Main Market
	EUROBANK EQUITIES INVESTMENT FIRM SINGLE MEMBER SA	24/05/2021	
	HELLENIC AMERICAN SECURITIES S.A.	09/03/2020	
	PIRAEUS SECURITIES S. A.	29/06/2017	
AEGEAN AIRLINES (CR)			Main Market
	EUROBANK EQUITIES INVESTMENT FIRM SINGLE MEMBER SA	22/09/2020	
ALPHA SERVICES HOLD (CR)			Main Market
	ALPHA FINANCE INVESTMENT SERVICES SINGLE MEMBER SA	29/02/2016	
	EUROBANK EQUITIES INVESTMENT FIRM SINGLE MEMBER SA	22/10/2006	
	HELLENIC AMERICAN SECURITIES S.A.	25/07/2014	
	LEON DEPOLAS SECURITIES S.A.	04/01/2016	
	MERIT SECURITIES S.A	03/09/2012	
	NATIONAL SECURITIES SINGLE MEMBER SA	02/01/1900	
	PIRAEUS SECURITIES S. A.	28/05/2009	
ALPHA TRUST (CR)			Main Market
	EUROBANK EQUITIES INVESTMENT FIRM SINGLE MEMBER SA	06/02/2023	
	LEON DEPOLAS SECURITIES S.A.	04/01/2021	
ANDROMEDA SA (CR)			Main Market
	BETA SECURITIES S.A.	15/02/2021	
	OPTIMA BANK S.A.	03/04/2023	
ATTICA BANK S.A. (CR)			Main Market
	EUROXX SECURITIES S.A.	22/01/2016	
	PIRAEUS SECURITIES S. A.	20/09/2017	
AUSTRIACARD (CB)			Main Market
	BETA SECURITIES S.A.	23/03/2023	
	EUROBANK EQUITIES INVESTMENT FIRM SINGLE MEMBER SA	15/05/2023	
AUTOHELLAS SA (CR)			Main Market
	ALPHA FINANCE INVESTMENT SERVICES SINGLE MEMBER SA	01/07/2019	
	EUROXX SECURITIES S.A.	02/07/2018	
AVAX S.A. (CR)			Main Market
	EUROBANK EQUITIES INVESTMENT FIRM SINGLE MEMBER SA	14/12/2015	
	PIRAEUS SECURITIES S. A.	01/02/2021	
AVE (CR)			Main Market
	EUROXX SECURITIES S.A.	05/06/2020	
BRIQ PROPERTIES (CR)			Main Market
	EUROBANK EQUITIES INVESTMENT FIRM SINGLE MEMBER SA	09/09/2019	
	LEON DEPOLAS SECURITIES S.A.	22/02/2021	
CC HBC AG (CR)			Main Market
	BETA SECURITIES S.A.	08/03/2021	
	NATIONAL SECURITIES SINGLE MEMBER SA	02/01/1900	
	PIRAEUS SECURITIES S. A.	04/05/2015	
CENERGY HOLDINGS (CB)			Main Market
	ALPHA FINANCE INVESTMENT SERVICES SINGLE MEMBER SA	02/01/2016	
	EUROBANK EQUITIES INVESTMENT FIRM SINGLE MEMBER SA	02/01/2016	
	OPTIMA BANK S.A.	14/03/2022	
	PANTELAKIS SECURITIES S.A.	27/12/2022	
CNL CAPITAL (CR)			Main Market
	MERIT SECURITIES S.A	01/10/2018	
DIMAND (CR)			Main Market
	ALPHA FINANCE INVESTMENT SERVICES SINGLE MEMBER SA	08/08/2022	
	EUROBANK EQUITIES INVESTMENT FIRM SINGLE MEMBER SA	08/08/2022	
	PANTELAKIS SECURITIES S.A.	15/05/2023	
EKTER SA (CR)			Main Market
	BETA SECURITIES S.A.	26/09/2022	
	EUROBANK EQUITIES INVESTMENT FIRM SINGLE MEMBER SA	16/10/2017	
	LEON DEPOLAS SECURITIES S.A.	21/05/2018	
ELASTRON (CR)			Main Market
	LEON DEPOLAS SECURITIES S.A.	20/02/2017	

List of Stocks under Market Making operations

Securities	Stock Category
Market Maker	Start Market Making
ELLAKTOR (CR)	Main Market
ALPHA FINANCE INVESTMENT SERVICES SINGLE MEMBER SA	18/03/2019
EUROBANK EQUITIES INVESTMENT FIRM SINGLE MEMBER SA	01/06/2012
EUROXX SECURITIES S.A.	24/09/2018
NATIONAL SECURITIES SINGLE MEMBER SA	02/01/1900
PIRAEUS SECURITIES S. A.	22/10/2018
ELTON SA (CR)	Main Market
BETA SECURITIES S.A.	03/09/2012
EUROBANK EQUITIES INVESTMENT FIRM SINGLE MEMBER SA	28/11/2022
OPTIMA BANK S.A.	30/01/2023
ELVALHALCOR (CR)	Main Market
ALPHA FINANCE INVESTMENT SERVICES SINGLE MEMBER SA	07/05/2018
BETA SECURITIES S.A.	09/01/2023
EUROBANK EQUITIES INVESTMENT FIRM SINGLE MEMBER SA	07/05/2018
ENTERSOFT (CR)	Main Market
ALPHA FINANCE INVESTMENT SERVICES SINGLE MEMBER SA	23/03/2023
EUROBANK EQUITIES INVESTMENT FIRM SINGLE MEMBER SA	22/06/2020
EUROBANK HOLDINGS (CR)	Main Market
ALPHA FINANCE INVESTMENT SERVICES SINGLE MEMBER SA	09/01/2006
EUROBANK EQUITIES INVESTMENT FIRM SINGLE MEMBER SA	01/06/2012
HELLENIC AMERICAN SECURITIES S.A.	25/07/2014
LEON DEPOLAS SECURITIES S.A.	30/11/2018
MERIT SECURITIES S.A.	06/11/2017
NATIONAL SECURITIES SINGLE MEMBER SA	02/01/1900
PIRAEUS SECURITIES S. A.	28/09/2009
EUROCONSULTANTS S.A. (CR)	Main Market
OPTIMA BANK S.A.	01/02/2023
EYDAP S.A. (CR)	Main Market
ALPHA FINANCE INVESTMENT SERVICES SINGLE MEMBER SA	27/01/2020
EUROBANK EQUITIES INVESTMENT FIRM SINGLE MEMBER SA	10/06/2019
FOURLIS (CR)	Main Market
EUROBANK EQUITIES INVESTMENT FIRM SINGLE MEMBER SA	01/12/2016
PIRAEUS SECURITIES S. A.	06/03/2017
GEK TERNA (CR)	Main Market
BETA SECURITIES S.A.	08/03/2021
EUROBANK EQUITIES INVESTMENT FIRM SINGLE MEMBER SA	24/05/2021
PIRAEUS SECURITIES S. A.	29/08/2019
GR. SARANTIS S.A. (CR)	Main Market
BETA SECURITIES S.A.	14/05/2012
EUROBANK EQUITIES INVESTMENT FIRM SINGLE MEMBER SA	24/10/2016
HELLENIC EXCHANGES-A.S.E. (CR)	Main Market
HELLENIC AMERICAN SECURITIES S.A.	01/09/2014
NATIONAL SECURITIES SINGLE MEMBER SA	02/01/1900
PIRAEUS SECURITIES S. A.	04/05/2015
HELLENIQ ENERGY (CR)	Main Market
HELLENIC AMERICAN SECURITIES S.A.	14/09/2015
PIRAEUS SECURITIES S. A.	20/03/2017
IDEAL HOLDINGS (CR)	Main Market
EUROBANK EQUITIES INVESTMENT FIRM SINGLE MEMBER SA	07/06/2021
PIRAEUS SECURITIES S. A.	07/06/2021
INTERCONTINENTAL (CR)	Main Market
LEON DEPOLAS SECURITIES S.A.	03/06/2019
INTERLIFE G.C.I.(CR)	Main Market
BETA SECURITIES S.A.	24/10/2022
INTERWOOD-XYLEMPORIA (CR)	Main Market
EUROBANK EQUITIES INVESTMENT FIRM SINGLE MEMBER SA	05/07/2021
PANTELAKIS SECURITIES S.A.	01/07/2021
INTRAKAT (CR)	Main Market
BETA SECURITIES S.A.	04/10/2021
PANTELAKIS SECURITIES S.A.	10/10/2022
JUMBO SA (CR)	Main Market
BETA SECURITIES S.A.	01/02/2021
EUROBANK EQUITIES INVESTMENT FIRM SINGLE MEMBER SA	25/05/2020
MERIT SECURITIES S.A.	06/11/2017
PIRAEUS SECURITIES S. A.	06/03/2017
KLOUKINAS - LAPPAS SA (CR)	Main Market
OPTIMA BANK S.A.	02/01/2023

List of Stocks under Market Making operations

Securities	Stock Category
Market Maker	Start Market Making
KRI-KRI S.A. (CR)	Main Market
EUROBANK EQUITIES INVESTMENT FIRM SINGLE MEMBER SA	07/05/2018
LEON DEPOLAS SECURITIES S.A.	16/01/2017
LAMDA DEVELOPMENT SA (CR)	Main Market
EUROBANK EQUITIES INVESTMENT FIRM SINGLE MEMBER SA	08/12/2014
PANTELAKIS SECURITIES S.A.	06/11/2017
PIRAEUS SECURITIES S. A.	29/06/2017
LAMPSA HOTEL SA (CR)	Main Market
LEON DEPOLAS SECURITIES S.A.	16/01/2017
MIG (CR)	Main Market
PIRAEUS SECURITIES S. A.	02/02/2009
MOTOR OIL (CR)	Main Market
BETA SECURITIES S.A.	08/03/2021
EUROBANK EQUITIES INVESTMENT FIRM SINGLE MEMBER SA	22/10/2006
LEON DEPOLAS SECURITIES S.A.	01/04/2019
MERIT SECURITIES S.A	25/02/2019
NATIONAL SECURITIES SINGLE MEMBER SA	02/01/1900
PIRAEUS SECURITIES S. A.	04/05/2015
MPLE KEDROS (CR)	Main Market
MERIT SECURITIES S.A	30/09/2022
MYTILINEOS (CR)	Main Market
ALPHA FINANCE INVESTMENT SERVICES SINGLE MEMBER SA	15/04/2019
BETA SECURITIES S.A.	11/04/2022
EUROBANK EQUITIES INVESTMENT FIRM SINGLE MEMBER SA	20/09/2017
MERIT SECURITIES S.A	25/02/2019
NATIONAL SECURITIES SINGLE MEMBER SA	02/01/1900
PIRAEUS SECURITIES S. A.	04/05/2015
NATIONAL BANK (CR)	Main Market
ALPHA FINANCE INVESTMENT SERVICES SINGLE MEMBER SA	09/01/2006
EUROBANK EQUITIES INVESTMENT FIRM SINGLE MEMBER SA	22/10/2006
HELLENIC AMERICAN SECURITIES S.A.	25/07/2014
LEON DEPOLAS SECURITIES S.A.	20/05/2015
MERIT SECURITIES S.A	03/09/2012
NATIONAL SECURITIES SINGLE MEMBER SA	02/01/1900
PIRAEUS SECURITIES S. A.	08/09/2008
OPAP (CR)	Main Market
ALPHA FINANCE INVESTMENT SERVICES SINGLE MEMBER SA	09/01/2006
BETA SECURITIES S.A.	11/04/2022
EUROBANK EQUITIES INVESTMENT FIRM SINGLE MEMBER SA	22/10/2006
HELLENIC AMERICAN SECURITIES S.A.	25/07/2014
MERIT SECURITIES S.A	20/03/2017
NATIONAL SECURITIES SINGLE MEMBER SA	02/01/1900
PIRAEUS SECURITIES S. A.	04/05/2015
OTE (CR)	Main Market
ALPHA FINANCE INVESTMENT SERVICES SINGLE MEMBER SA	09/01/2006
BETA SECURITIES S.A.	11/04/2022
EUROBANK EQUITIES INVESTMENT FIRM SINGLE MEMBER SA	22/10/2006
HELLENIC AMERICAN SECURITIES S.A.	25/07/2014
LEON DEPOLAS SECURITIES S.A.	20/04/2015
MERIT SECURITIES S.A	20/03/2017
NATIONAL SECURITIES SINGLE MEMBER SA	02/01/1900
PIRAEUS SECURITIES S. A.	08/09/2008
P.P.A. S.A. (CR)	Main Market
EUROBANK EQUITIES INVESTMENT FIRM SINGLE MEMBER SA	06/02/2019
PAPOUTSANIS (CR)	Main Market
BETA SECURITIES S.A.	25/11/2013
PETROPOULOS PETROS (CR)	Main Market
EUROBANK EQUITIES INVESTMENT FIRM SINGLE MEMBER SA	01/04/2019
PANTELAKIS SECURITIES S.A.	16/03/2020

List of Stocks under Market Making operations

Securities	Stock Category
Market Maker	Start Market Making
PIRAEUS FINANCIAL HOLD (CR)	Main Market
ALPHA FINANCE INVESTMENT SERVICES SINGLE MEMBER SA	15/04/2019
EUROBANK EQUITIES INVESTMENT FIRM SINGLE MEMBER SA	22/10/2006
EUROXX SECURITIES S.A.	15/02/2016
HELLENIC AMERICAN SECURITIES S.A.	25/07/2014
LEON DEPOLAS SECURITIES S.A.	30/11/2018
MERIT SECURITIES S.A	16/09/2013
NATIONAL SECURITIES SINGLE MEMBER SA	02/01/1900
PIRAEUS SECURITIES S. A.	16/02/2009
PPC (CR)	Main Market
ALPHA FINANCE INVESTMENT SERVICES SINGLE MEMBER SA	09/01/2006
BETA SECURITIES S.A.	01/02/2021
EUROBANK EQUITIES INVESTMENT FIRM SINGLE MEMBER SA	22/10/2006
HELLENIC AMERICAN SECURITIES S.A.	01/09/2014
MERIT SECURITIES S.A	06/11/2017
NATIONAL SECURITIES SINGLE MEMBER SA	02/01/1900
PIRAEUS SECURITIES S. A.	28/09/2009
PREMA (CR)	Main Market
BETA SECURITIES S.A.	01/06/2021
LEON DEPOLAS SECURITIES S.A.	05/12/2022
PANTELAKIS SECURITIES S.A.	23/12/2021
PROFILE SA (CR)	Main Market
OPTIMA BANK S.A.	03/04/2023
PANTELAKIS SECURITIES S.A.	01/07/2019
QUALITY & RELIABILITY SA (CR)	Main Market
OPTIMA BANK S.A.	03/01/2023
QUEST HOLDINGS (CR)	Main Market
BETA SECURITIES S.A.	26/03/2018
EUROBANK EQUITIES INVESTMENT FIRM SINGLE MEMBER SA	28/01/2019
SIDMA STEEL (CR)	Main Market
LEON DEPOLAS SECURITIES S.A.	06/06/2022
OPTIMA BANK S.A.	25/05/2023
SPACE HELLAS SA (CR)	Main Market
MERIT SECURITIES S.A	09/12/2022
TECHNICAL OLYMPIC SA (CR)	Main Market
BETA SECURITIES S.A.	04/04/2022
TERNA ENERGY (CR)	Main Market
EUROBANK EQUITIES INVESTMENT FIRM SINGLE MEMBER SA	24/05/2021
PIRAEUS SECURITIES S. A.	09/12/2019
THRACE PLASTICS SA (CR)	Main Market
ALPHA FINANCE INVESTMENT SERVICES SINGLE MEMBER SA	26/03/2018
EUROBANK EQUITIES INVESTMENT FIRM SINGLE MEMBER SA	26/03/2018
TITAN CEMENT (CB)	Main Market
BETA SECURITIES S.A.	01/02/2021
EUROBANK EQUITIES INVESTMENT FIRM SINGLE MEMBER SA	06/11/2019
PIRAEUS SECURITIES S. A.	18/01/2021
TZIRAKIAN PROFIL (CR)	Main Market
LEON DEPOLAS SECURITIES S.A.	19/07/2021
VIOHALCO SA/NV (CB)	Main Market
ALPHA FINANCE INVESTMENT SERVICES SINGLE MEMBER SA	11/03/2008
EUROBANK EQUITIES INVESTMENT FIRM SINGLE MEMBER SA	04/03/2014
MERIT SECURITIES S.A	17/03/2014

Underlying Asset				Derivatives Market													
Price max	Price min	Closing price	change	Delivery Month	Open price	Price max	Price min	Last price	Closing price	Last Bid	Last Ask	Fixing price*	Life high	Life low	Trades	Volume	Open Interest
FTSE/Athex Large Cap				(Trade Unit: 1 Index Point x 2€, Cash Settlement)													
3,054.45	3,021.56	3,054.45	0.32%	June 2023	3,050.25	3,059.75	3,020.25	3,050.00	3,050.00	---	---	---	3,070.00	---	104	539	5,800
				July 2023	3,020.00	3,032.50	3,009.00	3,015.00	3,015.00	---	---	---	3,046.00	---	27	206	881
				August 2023	---	---	---	---	3,057.00	---	---	---	---	---	---	---	---
				September 2023	---	---	---	---	3,061.75	---	---	---	---	---	---	---	---
				December 2023	---	---	---	---	3,077.00	---	---	---	---	---	---	---	---
				March 2024	---	---	---	---	3,092.50	---	---	---	---	---	---	---	---
FTSE/Athex Banks				(Trade Unit: 1 Index Point x 15€, Cash Settlement)													
1,025.88	1,003.05	1,017.07	-0.30%	June 2023	1,024.25	1,026.00	1,008.00	1,015.00	1,015.00	---	---	---	1,035.00	---	16	206	1,895
				September 2023	---	---	---	---	1,025.75	---	---	---	---	---	---	---	---
				December 2023	---	---	---	---	1,031.00	---	---	---	---	---	---	---	---
				March 2024	---	---	---	---	1,036.00	---	---	---	---	---	---	---	---
MSCI GREECE REBASED				(Trade Unit: 1 Index Point x 2€, Cash Settlement)													
4,843.23	4,785.02	4,840.60	0.23%	June 2023	4,830.00	4,831.00	4,827.00	4,828.25	4,828.25	---	---	---	4,868.00	---	5	110	239
				July 2023	4,781.00	4,781.00	4,771.25	4,771.25	4,771.25	---	---	---	4,805.00	---	4	24	91
				August 2023	---	---	---	---	4,751.25	---	---	---	4,563.50	---	---	---	20
				September 2023	---	---	---	---	4,856.25	---	---	---	---	---	---	---	---
				December 2023	---	---	---	---	4,880.75	---	---	---	---	---	---	---	---
				March 2024	---	---	---	---	4,905.00	---	---	---	---	---	---	---	---

Derivatives notes

Fixing prices and final open positions can be retrieved from the following path <http://www.helex.gr/el/web/guest/statistics-end-of-day-derivatives>

Underlying Asset					Derivatives Market												
Price max	Price min	Closing price	change	Delivery Month	Open price	Price max	Price min	Last price	Closing price	Last Bid	Last Ask	Fixing price*	Life high	Life low	Trades	Volume	Open Interest
1.972	1.926	1.966	0.41%	(Contract Size: 100 Securities, Physical Delivery)													
				June 2023	1.98	1.98	1.94	1.95	1.95	---	---		1.98	---	14	61	11,909
				September 2023	1.93	1.93	1.91	1.91	1.91	---	---		1.98	---	44	246	2,621
				December 2023	---	---	---	---	1.98	---	---		---	---	---	---	---
				March 2024	---	---	---	---	1.99	---	---		---	---	---	---	---
9.9	9.65	9.9	0.20%	(Contract Size: 100 Securities, Physical Delivery)													
				June 2023	9.78	9.95	9.77	9.95	9.95	---	---		10.15	---	44	1,014	2,744
				September 2023	9.92	9.97	9.84	9.97	9.97	---	---		10.20	---	14	874	587
				December 2023	---	---	---	---	9.98	---	---		---	---	---	---	---
				March 2024	---	---	---	---	10.03	---	---		---	---	---	---	---
1.547	1.509	1.54	0.26%	(Contract Size: 100 Securities, Physical Delivery)													
				June 2023	1.54	1.55	1.50	1.54	1.54	---	---		1.58	---	529	51,494	207,383
				September 2023	1.55	1.57	1.53	1.56	1.56	---	---		1.59	---	511	14,438	17,612
				December 2023	---	---	---	---	1.55	---	---		---	---	---	---	---
				March 2024	---	---	---	---	1.56	---	---		---	---	---	---	---
14.3	14.02	14.3	0.99%	(Contract Size: 100 Securities, Physical Delivery)													
				June 2023	14.33	14.33	14.19	14.19	14.19	---	---		14.70	---	3	11	86
				September 2023	14.43	14.43	14.43	14.43	14.43	---	---		14.43	---	1	9	1
				December 2023	---	---	---	---	14.31	---	---		---	---	---	---	---
				March 2024	---	---	---	---	14.38	---	---		---	---	---	---	---
1.128	1.108	1.12	0.18%	(Contract Size: 100 Securities, Physical Delivery)													
				June 2023	1.12	1.12	1.12	1.12	1.12	---	---		1.13	---	4	255	398
				September 2023	1.12	1.12	1.09	1.09	1.09	---	---		1.13	---	4	255	192
				December 2023	---	---	---	---	1.13	---	---		---	---	---	---	---
				March 2024	---	---	---	---	1.14	---	---		---	---	---	---	---
27.8	27.56	27.7	-0.50%	(Contract Size: 100 Securities, Physical Delivery)													
				June 2023	---	---	---	---	27.07	---	---		28.84	---	---	---	239
				September 2023	27.68	27.70	27.67	27.70	27.70	---	---		28.08	---	3	10	32
				December 2023	---	---	---	---	28.14	---	---		---	---	---	---	---
				March 2024	---	---	---	---	28.28	---	---		---	---	---	---	---
6	5.84	6	0.84%	(Contract Size: 100 Securities, Physical Delivery)													
				June 2023	5.98	5.98	5.89	5.98	5.98	---	---		6.03	---	18	120	5,866
				September 2023	5.93	5.95	5.92	5.95	5.95	---	---		6.02	---	20	214	119
				December 2023	---	---	---	---	6.01	---	---		---	---	---	---	---
				March 2024	---	---	---	---	6.04	---	---		---	---	---	---	---

Derivatives notes

Fixing prices and final open positions can be retrieved from the following path <http://www.helex.gr/el/web/guest/statistics-end-of-day-derivatives>

Underlying Asset				Derivatives Market													
Price max	Price min	Closing price	change	Delivery Month	Open price	Price max	Price min	Last price	Closing price	Last Bid	Last Ask	Fixing price*	Life high	Life low	Trades	Volume	Open Interest
ELLAKTOR (CR)				(Contract Size: 100 Securities, Physical Delivery)													
2.43	2.31	2.43	1.67%	June 2023	2.34	2.36	2.32	2.35	2.35	---	---	---	2.36	---	26	138	827
				September 2023	2.33	2.34	2.32	2.34	2.34	---	---	---	2.34	---	9	47	3
				December 2023	---	---	---	---	2.42	---	---	---	---	---	---	---	---
				March 2024	---	---	---	---	2.43	---	---	---	---	---	---	---	---
ELVALHALCOR (CR)				(Contract Size: 100 Securities, Physical Delivery)													
1.9	1.866	1.88	0.00%	June 2023	1.88	1.88	1.86	1.87	1.87	---	---	---	1.89	---	7	97	1,542
				September 2023	1.89	1.89	1.84	1.84	1.84	---	---	---	1.92	---	24	182	81
				December 2023	---	---	---	---	1.90	---	---	---	---	---	---	---	---
				March 2024	---	---	---	---	1.91	---	---	---	---	---	---	---	---
EUROBANK HOLDINGS (CR)				(Contract Size: 100 Securities, Physical Delivery)													
1.535	1.49	1.5	-1.61%	June 2023	1.52	1.53	1.50	1.51	1.51	---	---	---	1.71	---	91	4,094	51,526
				September 2023	1.54	1.55	1.50	1.52	1.52	---	---	---	1.58	---	79	4,309	1,899
				December 2023	---	---	---	---	1.54	---	---	---	---	---	---	---	---
				March 2024	---	---	---	---	1.55	---	---	---	---	---	---	---	---
EYDAP S.A. (CR)				(Contract Size: 100 Securities, Physical Delivery)													
6.84	6.7	6.83	1.19%	June 2023	6.79	6.79	6.74	6.74	6.74	---	---	---	6.95	---	4	12	543
				September 2023	6.83	6.83	6.83	6.83	6.83	---	---	---	6.83	---	1	5	83
				December 2023	---	---	---	---	6.82	---	---	---	---	---	---	---	---
				March 2024	---	---	---	---	6.86	---	---	---	---	---	---	---	---
FOURLIS (CR)				(Contract Size: 100 Securities, Physical Delivery)													
4.475	4.38	4.38	-1.13%	June 2023	4.39	4.39	4.39	4.39	4.39	---	---	---	4.55	---	1	5	918
				September 2023	4.39	4.40	4.39	4.40	4.40	---	---	---	4.45	---	2	10	90
				December 2023	---	---	---	---	4.48	---	---	---	---	---	---	---	---
				March 2024	---	---	---	---	4.50	---	---	---	---	---	---	---	---
GEK TERNA (CR)				(Contract Size: 100 Securities, Physical Delivery)													
14.34	14.06	14.24	0.71%	June 2023	14.20	14.34	14.11	14.24	14.24	---	---	---	14.34	---	52	400	8,016
				September 2023	14.21	14.48	14.18	14.24	14.24	---	---	---	14.48	---	15	313	127
				December 2023	---	---	---	---	14.29	---	---	---	---	---	---	---	---
				March 2024	---	---	---	---	14.36	---	---	---	---	---	---	---	---
HELLENIC EXCHANGES-A.S.E. (CR)				(Contract Size: 100 Securities, Physical Delivery)													
5.2	5.04	5.12	1.99%	June 2023	4.98	5.06	4.91	5.02	5.02	---	---	---	5.18	---	47	559	2,792
				September 2023	4.98	5.15	4.98	5.09	5.09	---	---	---	5.15	---	60	581	1,246
				December 2023	---	---	---	---	5.07	---	---	---	---	---	---	---	---
				March 2024	---	---	---	---	5.10	---	---	---	---	---	---	---	---

Derivatives notes

Fixing prices and final open positions can be retrieved from the following path <http://www.helex.gr/el/web/guest/statistics-end-of-day-derivatives>

Underlying Asset				Derivatives Market													
Price max	Price min	Closing price	change	Delivery Month	Open price	Price max	Price min	Last price	Closing price	Last Bid	Last Ask	Fixing price*	Life high	Life low	Trades	Volume	Open Interest
HELLENiQ ENERGY (CR)																	
(Contract Size: 100 Securities, Physical Delivery)																	
8.02	7.87	8.02	0.75%	June 2023	7.90	7.99	7.90	7.99	7.99	---	---	---	8.12	---	17	75	1,472
				September 2023	---	---	---	---	7.64	---	---	---	7.92	---	---	---	66
				December 2023	---	---	---	---	8.04	---	---	---	---	---	---	---	---
				March 2024	---	---	---	---	8.08	---	---	---	---	---	---	---	---
INTRACOM HOLDINGS (CR)																	
(Contract Size: 100 Securities, Physical Delivery)																	
1.954	1.93	1.948	0.62%	June 2023	1.94	1.95	1.94	1.94	1.94	---	---	---	2.07	---	8	586	4,688
				September 2023	1.97	1.97	1.96	1.97	1.97	---	---	---	2.01	---	10	597	52
				December 2023	---	---	---	---	1.96	---	---	---	---	---	---	---	---
				March 2024	---	---	---	---	1.97	---	---	---	---	---	---	---	---
INTRAKAT (CR)																	
(Contract Size: 100 Securities, Physical Delivery)																	
1.872	1.85	1.868	-0.11%	June 2023	1.85	1.87	1.85	1.87	1.87	---	---	---	1.89	---	35	1,586	8,236
				September 2023	1.89	1.90	1.89	1.90	1.90	---	---	---	1.90	---	10	1,262	2,635
				December 2023	---	---	---	---	1.89	---	---	---	---	---	---	---	---
				March 2024	---	---	---	---	1.90	---	---	---	---	---	---	---	---
JUMBO SA (CR)																	
(Contract Size: 100 Securities, Physical Delivery)																	
24	23.74	24	1.18%	June 2023	23.85	23.85	23.83	23.83	23.83	---	---	---	24.09	---	5	17	407
				September 2023	23.81	23.96	23.77	23.85	23.85	---	---	---	24.10	---	9	22	31
				December 2023	---	---	---	---	23.97	---	---	---	---	---	---	---	---
				March 2024	---	---	---	---	24.09	---	---	---	---	---	---	---	---
LAMDA DEVELOPMENT SA (CR)																	
(Contract Size: 100 Securities, Physical Delivery)																	
6.4	6.245	6.4	2.07%	June 2023	6.30	6.33	6.27	6.33	6.33	---	---	---	6.53	---	67	494	5,651
				September 2023	6.39	6.39	6.32	6.32	6.32	---	---	---	6.39	---	5	380	327
				December 2023	---	---	---	---	6.34	---	---	---	---	---	---	---	---
				March 2024	---	---	---	---	6.37	---	---	---	---	---	---	---	---
MIG (CR)																	
(Contract Size: 3 Securities, Physical Delivery)																	
5.18	4.95	5.05	1.20%	June 2023	5.02	5.06	5.02	5.04	5.04	---	---	---	5.80	---	13	60	1,165
				September 2023	4.96	4.96	4.96	4.96	4.96	---	---	---	5.10	---	1	5	23
				December 2023	---	---	---	---	5.04	---	---	---	---	---	---	---	---
				March 2024	---	---	---	---	5.07	---	---	---	---	---	---	---	---
MOTOR OIL (CR)																	
(Contract Size: 100 Securities, Physical Delivery)																	
23.68	23.28	23.62	1.37%	June 2023	23.45	23.62	23.35	23.45	23.45	---	---	---	25.05	---	28	107	1,656
				September 2023	22.68	22.71	22.68	22.68	22.68	---	---	---	23.46	---	6	19	292
				December 2023	---	---	---	---	23.55	---	---	---	---	---	---	---	---
				March 2024	---	---	---	---	23.67	---	---	---	---	---	---	---	---

Derivatives notes

Fixing prices and final open positions can be retrieved from the following path <http://www.helex.gr/el/web/guest/statistics-end-of-day-derivatives>

Underlying Asset				Derivatives Market													
Price max	Price min	Closing price	change	Delivery Month	Open price	Price max	Price min	Last price	Closing price	Last Bid	Last Ask	Fixing price*	Life high	Life low	Trades	Volume	Open Interest
MYTILINEOS (CR)				(Contract Size: 100 Securities, Physical Delivery)													
30.38	29.7	30.38	2.15%	June 2023	29.77	30.20	29.73	30.20	30.20	---	---	---	30.20	---	74	213	1,980
				September 2023	29.05	29.67	28.90	29.32	29.32	---	---	---	29.67	---	40	190	556
				December 2023	---	---	---	---	30.06	---	---	---	---	---	---	---	---
				March 2024	---	---	---	---	30.21	---	---	---	---	---	---	---	---
NATIONAL BANK (CR)				(Contract Size: 100 Securities, Physical Delivery)													
6.15	5.958	6.09	-0.36%	June 2023	6.10	6.14	5.98	6.08	6.08	---	---	---	6.30	---	162	3,107	22,197
				September 2023	6.08	6.20	6.03	6.14	6.14	---	---	---	6.28	---	73	2,223	1,030
				December 2023	---	---	---	---	6.18	---	---	---	---	---	---	---	---
				March 2024	---	---	---	---	6.21	---	---	---	---	---	---	---	---
OPAP (CR)				(Contract Size: 100 Securities, Physical Delivery)													
16.04	15.76	16	0.00%	June 2023	16.00	16.00	15.84	15.90	15.90	---	---	---	16.21	---	55	408	1,602
				September 2023	16.14	16.14	16.00	16.00	16.00	---	---	---	16.22	---	4	18	335
				December 2023	---	---	---	---	16.17	---	---	---	---	---	---	---	---
				March 2024	---	---	---	---	16.25	---	---	---	---	---	---	---	---
OTE (CR)				(Contract Size: 100 Securities, Physical Delivery)													
14.95	14.68	14.8	-1.00%	June 2023	14.95	14.95	14.72	14.80	14.80	---	---	---	15.20	---	93	625	11,431
				September 2023	14.68	14.87	14.33	14.40	14.40	---	---	---	14.87	---	87	491	1,336
				December 2023	---	---	---	---	15.11	---	---	---	---	---	---	---	---
				March 2024	---	---	---	---	15.18	---	---	---	---	---	---	---	---
P.P.A. S.A. (CR)				(Contract Size: 100 Securities, Physical Delivery)													
20.25	19.96	20.05	0.35%	June 2023	20.04	20.04	20.04	20.04	20.04	---	---	---	20.43	---	1	1	238
				September 2023	---	---	---	---	19.45	---	---	---	19.67	---	---	---	119
				December 2023	---	---	---	---	20.19	---	---	---	---	---	---	---	---
				March 2024	---	---	---	---	20.29	---	---	---	---	---	---	---	---
PIRAEUS FINANCIAL HOLD (CR)				(Contract Size: 100 Securities, Physical Delivery)													
2.95	2.89	2.95	1.37%	June 2023	2.91	2.95	2.90	2.95	2.95	---	---	---	2.95	---	197	6,497	73,527
				September 2023	2.92	2.97	2.91	2.96	2.96	---	---	---	2.98	---	82	2,725	4,493
				December 2023	---	---	---	---	2.94	---	---	---	---	---	---	---	---
				March 2024	---	---	---	---	2.96	---	---	---	---	---	---	---	---
PPC (CR)				(Contract Size: 100 Securities, Physical Delivery)													
10.1	9.97	10.1	0.40%	June 2023	10.07	10.10	9.98	10.07	10.07	---	---	---	10.16	---	101	1,131	22,025
				September 2023	10.08	10.20	10.08	10.12	10.12	---	---	---	10.30	---	47	807	847
				December 2023	---	---	---	---	10.17	---	---	---	---	---	---	---	---
				March 2024	---	---	---	---	10.22	---	---	---	---	---	---	---	---

Derivatives notes

Fixing prices and final open positions can be retrieved from the following path <http://www.helex.gr/el/web/guest/statistics-end-of-day-derivatives>

Underlying Asset				Derivatives Market													
Price max	Price min	Closing price	change	Delivery Month	Open price	Price max	Price min	Last price	Closing price	Last Bid	Last Ask	Fixing price*	Life high	Life low	Trades	Volume	Open Interest
QUEST HOLDINGS (CR)				(Contract Size: 100 Securities, Physical Delivery)													
6.37	6.18	6.18	-0.16%	June 2023	6.24	6.30	6.24	6.29	6.29	---	---	---	6.33	---	5	22	213
				September 2023	6.17	6.17	6.17	6.17	6.17	---	---	---	6.17	---	1	2	2
				December 2023	---	---	---	---	6.26	---	---	---	---	---	---	---	---
				March 2024	---	---	---	---	6.29	---	---	---	---	---	---	---	---
TERNA ENERGY (CR)				(Contract Size: 100 Securities, Physical Delivery)													
20.72	20.22	20.7	2.68%	June 2023	20.38	20.70	20.32	20.65	20.65	---	---	---	20.98	---	125	330	11,472
				September 2023	20.45	20.64	20.26	20.64	20.64	---	---	---	20.75	---	65	329	805
				December 2023	---	---	---	---	20.37	---	---	---	---	---	---	---	---
				March 2024	---	---	---	---	20.48	---	---	---	---	---	---	---	---
TITAN CEMENT (CB)				(Contract Size: 100 Securities, Physical Delivery)													
16.7	16.38	16.7	1.09%	June 2023	16.52	16.52	16.45	16.45	16.45	---	---	---	16.68	---	2	8	507
				September 2023	16.18	16.18	16.18	16.18	16.18	---	---	---	16.63	---	1	7	5
				December 2023	---	---	---	---	16.70	---	---	---	---	---	---	---	---
				March 2024	---	---	---	---	16.78	---	---	---	---	---	---	---	---
VIOHALCO SA/NV (CB)				(Contract Size: 100 Securities, Physical Delivery)													
5.86	5.77	5.82	0.52%	June 2023	5.80	5.87	5.77	5.85	5.85	---	---	---	6.00	---	55	179	5,172
				September 2023	5.75	5.83	5.74	5.82	5.82	---	---	---	5.92	---	19	70	84
				December 2023	---	---	---	---	5.85	---	---	---	---	---	---	---	---
				March 2024	---	---	---	---	5.88	---	---	---	---	---	---	---	---

Derivatives notes

Fixing prices and final open positions can be retrieved from the following path <http://www.helex.gr/el/web/guest/statistics-end-of-day-derivatives>

FTSE/Athex Large Cap

(Trade Unit: 1 Index Point x 2€ - Exercise Style: European, Cash Settlement)

Call Options														Put Options																			
Exercise Price	June 2023							July 2023							Other Months		June 2023							July 2023							Other Months		Exercise Price
	Open price	Price max	Price min	Last price	Closing price	Volume	Open Interest	Open price	Price max	Price min	Last price	Closing price	Volume	Open Interest	Volume	Open Interest	Open price	Price max	Price min	Last price	Closing price	Volume	Open Interest	Open price	Price max	Price min	Last price	Closing price	Volume	Open Interest	Volume	Open Interest	
1,725	0.00	0.00	0.00	-	1,325.00	-	-	-	-	-	-	-	-	-	-	0.00	0.00	0.00	-	0.01	-	-	-	-	-	-	-	-	-	-	1,725		
1,750	0.00	0.00	0.00	-	1,300.00	-	-	-	-	-	-	-	-	-	-	0.00	0.00	0.00	-	0.01	-	-	-	-	-	-	-	-	-	-	1,750		
1,775	0.00	0.00	0.00	-	1,275.00	-	-	-	-	-	-	-	-	-	-	0.00	0.00	0.00	-	0.02	-	-	-	-	-	-	-	-	-	-	1,775		
1,800	0.00	0.00	0.00	-	1,250.00	-	-	-	-	-	-	-	-	-	-	0.00	0.00	0.00	-	0.01	-	-	-	-	-	-	-	-	-	-	1,800		
1,825	0.00	0.00	0.00	-	1,225.00	-	-	-	-	-	-	-	-	-	-	0.00	0.00	0.00	-	0.01	-	-	-	-	-	-	-	-	-	-	1,825		
1,850	0.00	0.00	0.00	-	1,200.00	-	-	-	-	-	-	-	-	-	-	0.00	0.00	0.00	-	0.01	-	-	-	-	-	-	-	-	-	-	1,850		
1,875	0.00	0.00	0.00	-	1,175.00	-	-	-	-	-	-	-	-	-	-	0.00	0.00	0.00	-	0.01	-	-	-	-	-	-	-	-	-	-	1,875		
1,900	0.00	0.00	0.00	-	1,150.00	-	-	-	-	-	-	-	-	-	-	0.00	0.00	0.00	-	0.01	-	-	-	-	-	-	-	-	-	-	1,900		
1,925	0.00	0.00	0.00	-	1,125.00	-	-	-	-	-	-	-	-	-	-	0.00	0.00	0.00	-	0.01	-	-	-	-	-	-	-	-	-	-	1,925		
1,950	0.00	0.00	0.00	-	1,100.00	-	-	-	-	-	-	-	-	-	-	0.00	0.00	0.00	-	0.01	-	-	-	-	-	-	-	-	-	-	1,950		
1,975	0.00	0.00	0.00	-	1,075.00	-	-	-	-	-	-	-	-	-	-	0.00	0.00	0.00	-	0.01	-	-	-	-	-	-	-	-	-	-	1,975		
2,000	0.00	0.00	0.00	-	1,050.00	-	-	-	-	-	-	-	-	-	-	0.00	0.00	0.00	-	0.01	-	-	-	-	-	-	-	-	-	-	2,000		
2,050	0.00	0.00	0.00	-	1,000.00	-	-	-	-	-	-	-	-	-	-	0.00	0.00	0.00	-	0.01	-	-	-	-	-	-	-	-	-	-	2,050		
2,100	0.00	0.00	0.00	-	950.00	-	-	-	-	-	-	-	-	-	-	0.00	0.00	0.00	-	0.01	-	-	-	-	-	-	-	-	-	-	2,100		
2,150	0.00	0.00	0.00	-	900.00	-	-	-	-	-	-	-	-	-	-	0.00	0.00	0.00	-	0.01	-	-	-	-	-	-	-	-	-	-	2,150		
2,200	0.00	0.00	0.00	-	850.00	-	-	-	-	-	-	-	-	-	-	0.00	0.00	0.00	-	0.01	-	-	-	-	-	-	-	-	-	-	2,200		
2,250	0.00	0.00	0.00	-	800.00	-	-	-	-	-	-	-	-	-	-	0.00	0.00	0.00	-	0.02	-	-	-	-	-	-	-	-	-	-	2,250		
2,300	0.00	0.00	0.00	-	750.00	-	-	-	-	-	-	-	-	-	-	0.00	0.00	0.00	-	0.08	-	-	-	-	-	-	-	-	-	-	2,300		
2,350	0.00	0.00	0.00	-	700.00	-	-	0.00	0.00	0.00	-	680.00	-	-	0.00	0.00	0.00	0.00	-	0.25	-	-	0.00	0.00	0.00	-	0.02	-	-	2,350			
2,400	0.00	0.00	0.00	-	650.00	-	-	0.00	0.00	0.00	-	630.00	-	-	0.00	0.00	0.00	0.00	-	0.01	-	-	0.00	0.00	0.00	-	0.05	-	-	2,400			
2,450	0.00	0.00	0.00	-	600.00	-	-	0.00	0.00	0.00	-	580.00	-	-	0.00	0.00	0.00	0.00	-	0.01	-	-	0.00	0.00	0.00	-	0.13	-	-	2,450			
2,500	0.00	0.00	0.00	-	550.00	-	-	0.00	0.00	0.00	-	531.00	-	-	0.00	0.00	0.00	0.00	-	0.02	-	-	0.00	0.00	0.00	-	0.33	-	-	2,500			
2,550	0.00	0.00	0.00	-	500.00	-	-	0.00	0.00	0.00	-	481.00	-	-	0.00	0.00	0.00	0.00	-	0.01	-	6	0.00	0.00	0.00	-	0.74	-	-	2,550			
2,600	0.00	0.00	0.00	-	451.00	-	20	0.00	0.00	0.00	-	432.00	-	-	0.00	0.00	0.00	0.00	-	0.01	-	9	0.00	0.00	0.00	-	1.50	-	-	2,600			
2,650	0.00	0.00	0.00	-	401.00	-	80	0.00	0.00	0.00	-	384.00	-	-	0.00	0.00	0.00	0.00	-	0.01	-	358	0.00	0.00	0.00	-	3.00	-	-	2,650			
2,700	0.00	0.00	0.00	-	351.00	-	40	0.00	0.00	0.00	-	337.00	-	-	0.00	0.00	0.00	0.00	-	0.01	-	253	0.00	0.00	0.00	-	5.60	-	-	2,700			
2,750	0.00	0.00	0.00	-	301.00	-	20	0.00	0.00	0.00	-	291.00	-	-	0.00	0.00	0.00	0.00	-	0.01	-	60	0.00	0.00	0.00	-	9.80	-	-	2,750			
2,800	240.00	240.00	240.00	240.00	240.00	1	142	0.00	0.00	0.00	-	247.00	-	1	0.00	240.00	0.00	0.00	-	0.11	-	76	0.00	0.00	0.00	-	16.00	-	-	2,800			
2,850	0.00	0.00	0.00	-	201.00	-	-	0.00	0.00	0.00	-	207.00	-	-	0.00	0.00	0.00	0.00	-	0.57	-	20	0.00	0.00	0.00	-	25.25	-	20	2,850			
2,900	0.00	0.00	0.00	-	153.00	-	1	0.00	0.00	0.00	-	169.00	-	-	5.00	0.00	5.00	5.00	5.00	5.00	2	47	45.00	45.00	45.00	45.00	45.00	2	-	2,900			
2,950	0.00	0.00	0.00	-	108.00	-	26	0.00	0.00	0.00	-	136.00	-	40	13.75	0.00	13.75	13.75	13.75	13.75	1	61	0.00	0.00	0.00	-	54.00	-	20	2,950			
3,000	0.00	0.00	0.00	-	69.00	-	4	0.00	0.00	0.00	-	107.00	-	19	0.00	0.00	0.00	0.00	-	18.50	-	41	0.00	0.00	0.00	-	75.00	-	40	3,000			
3,050	35.00	35.00	25.25	25.25	25.25	4	14	0.00	0.00	0.00	-	82.00	-	19	39.50	35.00	39.50	39.50	39.50	39.50	1	155	0.00	0.00	0.00	-	100.00	-	41	3,050			
3,100	0.00	0.00	0.00	-	19.50	-	-	0.00	0.00	0.00	-	61.50	-	-	0.00	0.00	0.00	0.00	-	68.50	-	-	0.00	0.00	0.00	-	129.00	-	20	3,100			
3,150	0.00	0.00	0.00	-	8.30	-	-	0.00	0.00	0.00	-	44.75	-	-	0.00	0.00	0.00	0.00	-	107.00	-	-	0.00	0.00	0.00	-	163.00	-	-	3,150			
3,200	0.00	0.00	0.00	-	3.00	-	-	0.00	0.00	0.00	-	32.00	-	-	0.00	0.00	0.00	0.00	-	152.00	-	-	0.00	0.00	0.00	-	200.00	-	-	3,200			

FTSE/Athex Large Cap

(Trade Unit: 1 Index Point x 2€ - Exercise Style: European, Cash Settlement)

Call Options															Put Options																		
June 2023								July 2023							Other Months		June 2023					July 2023					Other Months		Exercise Price				
Exercise Price	Open price	Price max	Price min	Last price	Closing price	Volume	Open Interest	Open price	Price max	Price min	Last price	Closing price	Volume	Open Interest	Volume	Open Interest	Open price	Price max	Price min	Last price	Closing price	Volume	Open Interest	Open price	Price max	Price min	Last price	Closing price		Volume	Open Interest	Volume	Open Interest
3,250	0.00	0.00	0.00	-	0.92	-	-	0.00	0.00	0.00	-	22.25	-	-			0.00	0.00	0.00	-	200.00	-	-	0.00	0.00	0.00	-	240.00	-	-			3,250
3,300	0.00	0.00	0.00	-	0.24	-	-	0.00	0.00	0.00	-	15.25	-	-			0.00	0.00	0.00	-	249.00	-	-	0.00	0.00	0.00	-	283.00	-	-			3,300
Totals:						5	347					0	79		0	0					4	1,086					2	141		0	0		
Number of Trades:						4						0			0						3						1			0			

ALPHA SERVICES HOLD (CR)

(Contract Size: 100 Securities, Exercise Style: American, Physical Delivery)

Call Options														Put Options																		
June 2023							July 2023							Other Months		June 2023							July 2023							Other Months		Exercise Price
Open price	Price max	Price min	Last price	Closing price	Volume	Open Interest	Open price	Price max	Price min	Last price	Closing price	Volume	Open Interest	Volume	Open Interest	Open price	Price max	Price min	Last price	Closing price	Volume	Open Interest	Open price	Price max	Price min	Last price	Closing price	Volume	Open Interest	Volume	Open Interest	
0.500	0.000	0.000	0.000	1.04	-	-										0.000	0.000	0.000	0.001	-	-											0.005
0.550	0.000	0.000	0.000	0.990	-	-										0.000	0.000	0.000	0.001	-	-											0.006
0.600	0.000	0.000	0.000	0.940	-	-										0.000	0.000	0.000	0.001	-	-											0.006
0.650	0.000	0.000	0.000	0.890	-	-										0.000	0.000	0.000	0.001	-	-											0.007
0.700	0.000	0.000	0.000	0.840	-	-										0.000	0.000	0.000	0.001	-	-											0.007
0.750	0.000	0.000	0.000	0.790	-	-										0.000	0.000	0.000	0.002	-	-											0.008
0.800	0.000	0.000	0.000	0.740	-	-	0.000	0.000	0.000	0.742	-	-				0.000	0.000	0.000	0.001	-	-	0.000	0.000	0.000	0.002	-	-					0.008
0.850	0.000	0.000	0.000	0.690	-	-	0.000	0.000	0.000	0.692	-	-				0.000	0.000	0.000	0.001	-	-	0.000	0.000	0.000	0.001	-	-					0.009
0.900	0.000	0.000	0.000	0.640	-	-	0.000	0.000	0.000	0.642	-	-				0.000	0.000	0.000	0.001	-	-	0.000	0.000	0.000	0.001	-	-					0.009
0.950	0.000	0.000	0.000	0.590	-	-	0.000	0.000	0.000	0.592	-	-				0.000	0.000	0.000	0.003	-	-	0.000	0.000	0.000	0.001	-	-					0.010
1.000	0.000	0.000	0.000	0.541	-	-	0.000	0.000	0.000	0.543	-	-				0.000	0.000	0.000	0.007	-	-	0.000	0.000	0.000	0.001	-	-					0.010
1.100	0.000	0.000	0.000	0.441	-	-	0.000	0.000	0.000	0.444	-	-				0.000	0.000	0.000	0.001	-	-	0.000	0.000	0.000	0.001	-	-					0.011
1.200	0.000	0.000	0.000	0.341	-	-	0.000	0.000	0.000	0.347	-	-				0.000	0.000	0.000	0.001	-	20	0.000	0.000	0.000	0.004	-	-					0.012
1.300	0.000	0.000	0.000	0.244	-	-	0.000	0.000	0.000	0.258	-	-				0.000	0.000	0.000	0.003	-	-	0.000	0.000	0.000	0.014	-	-					0.013
1.400	0.000	0.000	0.000	0.155	-	-	0.000	0.000	0.000	0.179	-	4				0.000	0.000	0.000	0.015	-	-	0.000	0.000	0.000	0.036	-	-					0.014
1.500	0.000	0.000	0.000	0.085	-	-	0.000	0.000	0.000	0.117	-	-				0.000	0.000	0.000	0.045	-	-	0.000	0.000	0.000	0.074	-	-					0.015
1.600	0.000	0.000	0.000	0.040	-	-	0.000	0.000	0.000	0.071	-	-				0.000	0.000	0.000	0.099	-	-	0.000	0.000	0.000	0.127	-	-					0.016
1.700	0.000	0.000	0.000	0.016	-	-	0.000	0.000	0.000	0.040	-	-				0.000	0.000	0.000	0.175	-	-	0.000	0.000	0.000	0.197	-	-					0.017
1.800	0.000	0.000	0.000	0.005	-	-	0.000	0.000	0.000	0.022	-	-				0.000	0.000	0.000	0.265	-	-	0.000	0.000	0.000	0.278	-	-					0.018
1.900	0.000	0.000	0.000	0.001	-	-	0.000	0.000	0.000	0.011	-	-				0.000	0.000	0.000	0.361	-	-	0.000	0.000	0.000	0.368	-	-					0.019
2.000	0.000	0.000	0.000	0.001	-	-	0.000	0.000	0.000	0.005	-	-				0.000	0.000	0.000	0.460	-	-	0.000	0.000	0.000	0.462	-	-					0.020
Totals:					0	0						0	4	0	0						0	20						0	0	0	0	0
Number of Trades:					0							0		0								0.00						0			0	

NATIONAL BANK (CR)

(Contract Size: 100 Securities, Exercise Style: American, Physical Delivery)

Call Options														Put Options																			
June 2023							July 2023							Other Months		June 2023							July 2023							Other Months		Exercise Price	
Open price	Price max	Price min	Last price	Closing price	Volume	Open Interest	Open price	Price max	Price min	Last price	Closing price	Volume	Open Interest	Volume	Open Interest	Open price	Price max	Price min	Last price	Closing price	Volume	Open Interest	Open price	Price max	Price min	Last price	Closing price	Volume	Open Interest	Volume	Open Interest		
1.900	0.000	0.000	0.000	4.21	-	-										0.000	0.000	0.000	0.001	-	-											0.019	
2.000	0.000	0.000	0.000	4.11	-	-										0.000	0.000	0.000	0.002	-	-											0.020	
2.200	0.000	0.000	0.000	3.91	-	-										0.000	0.000	0.000	0.001	-	-											0.022	
2.400	0.000	0.000	0.000	3.71	-	-										0.000	0.000	0.000	0.001	-	-											0.024	
2.600	0.000	0.000	0.000	3.51	-	-										0.000	0.000	0.000	0.001	-	-											0.026	
2.800	0.000	0.000	0.000	3.31	-	-										0.000	0.000	0.000	0.001	-	-											0.028	
3.000	0.000	0.000	0.000	3.11	-	-										0.000	0.000	0.000	0.001	-	-											0.030	
3.200	0.000	0.000	0.000	2.91	-	-	0.000	0.000	0.000		2.92	-	-			0.000	0.000	0.000	0.001	-	-	0.000	0.000	0.000	0.001	-	-					0.032	
3.400	0.000	0.000	0.000	2.71	-	-	0.000	0.000	0.000		2.72	-	-			0.000	0.000	0.000	0.001	-	-	0.000	0.000	0.000	0.001	-	-					0.034	
3.600	0.000	0.000	0.000	2.51	-	-	0.000	0.000	0.000		2.52	-	-			0.000	0.000	0.000	0.002	-	-	0.000	0.000	0.000	0.001	-	-					0.036	
3.800	0.000	0.000	0.000	2.31	-	-	0.000	0.000	0.000		2.32	-	-			0.000	0.000	0.000	0.001	-	-	0.000	0.000	0.000	0.001	-	-					0.038	
4.000	0.000	0.000	0.000	2.11	-	-	0.000	0.000	0.000		2.12	-	-			0.000	0.000	0.000	0.001	-	-	0.000	0.000	0.000	0.001	-	-					0.040	
4.400	0.000	0.000	0.000	1.71	-	-	0.000	0.000	0.000		1.73	-	-			0.000	0.000	0.000	0.001	-	-	0.000	0.000	0.000	0.005	-	-					0.044	
4.800	0.000	0.000	0.000	1.31	-	-	0.000	0.000	0.000		1.34	-	-			0.000	0.000	0.000	0.002	-	-	0.000	0.000	0.000	0.023	-	-					0.048	
5.200	0.000	0.000	0.000	0.914	-	2	0.000	0.000	0.000		0.993	-	-			0.000	0.000	0.000	0.001	-	270	0.000	0.000	0.000	0.070	-	-					0.052	
5.600	0.000	0.000	0.000	0.535	-	-	0.000	0.000	0.000		0.687	-	-			0.000	0.000	0.000	0.022	-	-	0.000	0.000	0.000	0.164	-	-					0.056	
6.000	0.000	0.000	0.000	0.234	-	-	0.000	0.000	0.000		0.449	-	-			0.000	0.000	0.000	0.121	-	-	0.000	0.000	0.000	0.325	-	-					0.060	
6.400	0.000	0.000	0.000	0.070	-	-	0.000	0.000	0.000		0.271	-	-			0.000	0.000	0.000	0.357	-	-	0.000	0.000	0.000	0.547	-	-					0.064	
6.800	0.000	0.000	0.000	0.014	-	-	0.000	0.000	0.000		0.157	-	-			0.000	0.000	0.000	0.701	-	-	0.000	0.000	0.000	0.833	-	-					0.068	
7.200	0.000	0.000	0.000	0.002	-	-	0.000	0.000	0.000		0.084	-	-			0.000	0.000	0.000	1.09	-	-	0.000	0.000	0.000	1.16	-	-					0.072	
7.600	0.000	0.000	0.000	0.002	-	-	0.000	0.000	0.000		0.042	-	-			0.000	0.000	0.000	1.49	-	-	0.000	0.000	0.000	1.52	-	-					0.076	
8.000	0.000	0.000	0.000	0.001	-	-	0.000	0.000	0.000		0.020	-	-			0.000	0.000	0.000	1.89	-	-	0.000	0.000	0.000	1.90	-	-					0.080	
Totals:					0	2						0	0	0							0	270						0	10			0	0
Number of Trades:					0							0	0								0.00							0				0	

OPAP (CR)

(Contract Size: 100 Securities, Exercise Style: American, Physical Delivery)

Exercise Price	Call Options														Exercise Price															
	June 2023							July 2023								Other Months		Put Options												
	Open price	Price max	Price min	Last price	Closing price	Volume	Open Interest	Open price	Price max	Price min	Last price	Closing price	Volume	Open Interest		Volume	Open Interest	Open price	Price max	Price min	Last price	Closing price	Volume	Open Interest	Volume	Open Interest				
8.800	0.000	0.000	0.000	7.20	-	-											0.000	0.000	0.000	0.001	-	-					0.088			
9.200	0.000	0.000	0.000	6.80	-	-											0.000	0.000	0.000	0.001	-	-					0.092			
9.600	0.000	0.000	0.000	6.40	-	-											0.000	0.000	0.000	0.001	-	-					0.096			
10.000	0.000	0.000	0.000	6.00	-	-	0.000	0.000	0.000	6.02	-	-					0.000	0.000	0.000	0.001	-	-	0.000	0.000	0.000	0.001	-	-	0.100	
11.000	0.000	0.000	0.000	5.01	-	-	0.000	0.000	0.000	5.03	-	-					0.000	0.000	0.000	0.001	-	-	0.000	0.000	0.000	0.001	-	-	0.110	
12.000	0.000	0.000	0.000	4.01	-	-	0.000	0.000	0.000	4.03	-	-					0.000	0.000	0.000	0.001	-	-	0.000	0.000	0.000	0.001	-	-	0.120	
13.000	0.000	0.000	0.000	3.01	-	-	0.000	0.000	0.000	3.04	-	-					0.000	0.000	0.000	0.001	-	-	0.000	0.000	0.000	0.003	-	-	0.130	
14.000	0.000	0.000	0.000	2.01	-	-	0.000	0.000	0.000	2.07	-	-					0.000	0.000	0.000	0.002	-	-	0.000	0.000	0.000	0.034	-	-	0.140	
15.000	0.000	0.000	0.000	1.02	-	-	0.000	0.000	0.000	1.21	-	-					0.000	0.000	0.000	0.012	-	-	0.000	0.000	0.000	0.176	-	-	0.150	
16.000	0.000	0.000	0.000	0.252	-	54	0.000	0.000	0.000	0.575	-	60					0.000	0.000	0.000	0.245	-	-	0.000	0.000	0.000	0.539	-	-	0.160	
17.000	0.000	0.000	0.000	0.017	-	-	0.000	0.000	0.000	0.221	-	5					0.000	0.000	0.000	1.01	-	-	0.000	0.000	0.000	1.19	-	-	0.170	
18.000	0.000	0.000	0.000	0.006	-	-	0.000	0.000	0.000	0.065	-	-					0.000	0.000	0.000	2.00	-	-	0.000	0.000	0.000	2.04	-	-	0.180	
19.000	0.000	0.000	0.000	0.001	-	-	0.000	0.000	0.000	0.015	-	-					0.000	0.000	0.000	3.00	-	-	0.000	0.000	0.000	3.00	-	-	0.190	
20.000	0.000	0.000	0.000	0.001	-	-	0.000	0.000	0.000	0.003	-	-					0.000	0.000	0.000	4.00	-	-	0.000	0.000	0.000	4.00	-	-	0.200	
22.000	0.000	0.000	0.000	0.001	-	-	0.000	0.000	0.000	0.001	-	-					0.000	0.000	0.000	6.00	-	-	0.000	0.000	0.000	6.00	-	-	0.220	
Totals:						0	54					0	65	0	0							0	0				0	15	0	0
Number of Trades:							0						0	0	0								0.00					0	0	

OTE (CR)

(Contract Size: 100 Securities, Exercise Style: American, Physical Delivery)

Call Options														Put Options																					
June 2023							July 2023							Other Months		June 2023							July 2023							Other Months		Exercise Price			
Open price	Price max	Price min	Last price	Closing price	Volume	Open Interest	Open price	Price max	Price min	Last price	Closing price	Volume	Open Interest	Volume	Open Interest	Open price	Price max	Price min	Last price	Closing price	Volume	Open Interest	Open price	Price max	Price min	Last price	Closing price	Volume	Open Interest	Volume	Open Interest				
9.200	0.000	0.000	0.000	5.75	-	-	0.000	0.000	0.000	5.77	-	-				0.000	0.000	0.000	0.001	-	-	0.000	0.000	0.000	0.001	-	-				0.092				
9.600	0.000	0.000	0.000	5.35	-	-	0.000	0.000	0.000	5.37	-	-				0.000	0.000	0.000	0.001	-	-	0.000	0.000	0.000	0.001	-	-				0.096				
10.000	0.000	0.000	0.000	4.95	-	-	0.000	0.000	0.000	4.97	-	-				0.000	0.000	0.000	0.001	-	-	0.000	0.000	0.000	0.001	-	-				0.100				
11.000	0.000	0.000	0.000	3.96	-	-	0.000	0.000	0.000	3.98	-	-				0.000	0.000	0.000	0.001	-	-	0.000	0.000	0.000	0.001	-	-				0.110				
12.000	0.000	0.000	0.000	2.96	-	-	0.000	0.000	0.000	2.98	-	-				0.000	0.000	0.000	0.001	-	-	0.000	0.000	0.000	0.002	-	-				0.120				
13.000	0.000	0.000	0.000	1.96	-	-	0.000	0.000	0.000	2.01	-	-				0.000	0.000	0.000	0.001	-	-	0.000	0.000	0.000	0.028	-	-				0.130				
14.000	0.000	0.000	0.000	0.966	-	-	0.000	0.000	0.000	1.15	-	-				0.000	0.000	0.000	0.009	-	5	0.000	0.000	0.000	0.163	-	-				0.140				
15.000	0.000	0.000	0.000	0.211	-	-	0.000	0.000	0.000	0.520	-	20				0.000	0.000	0.000	0.254	-	-	0.000	0.000	0.000	0.536	-	-				0.150				
16.000	0.000	0.000	0.000	0.010	-	-	0.000	0.000	0.000	0.182	-	-				0.000	0.000	0.000	1.06	-	-	0.000	0.000	0.000	1.20	-	-				0.160				
17.000	0.000	0.000	0.000	0.001	-	-	0.000	0.000	0.000	0.048	-	-				0.000	0.000	0.000	2.05	-	-	0.000	0.000	0.000	2.07	-	-				0.170				
18.000	0.000	0.000	0.000	0.001	-	-	0.000	0.000	0.000	0.010	-	-				0.000	0.000	0.000	3.05	-	-	0.000	0.000	0.000	3.05	-	-				0.180				
19.000	0.000	0.000	0.000	0.001	-	-	0.000	0.000	0.000	0.002	-	-				0.000	0.000	0.000	4.05	-	-	0.000	0.000	0.000	4.05	-	-				0.190				
20.000	0.000	0.000	0.000	0.001	-	-	0.000	0.000	0.000	0.001	-	-				0.000	0.000	0.000	5.05	-	-	0.000	0.000	0.000	5.05	-	-				0.200				
22.000	0.000	0.000	0.000	0.001	-	-					-	-				0.000	0.000	0.000	7.05	-	-					-	-				0.220				
24.000	0.000	0.000	0.000	0.001	-	-					-	-				0.000	0.000	0.000	9.05	-	-					-	-				0.240				
Totals:					0	0					0	20	0	0							0	5										0	5	0	0
Number of Trades:					0						0		0								0.00												0	0	

PIRAEUS FINANCIAL HOLD (CR)

(Contract Size: 100 Securities, Exercise Style: American, Physical Delivery)

Call Options														Put Options																		
June 2023							July 2023							Other Months		June 2023							July 2023							Other Months		Exercise Price
Open price	Price max	Price min	Last price	Closing price	Volume	Open Interest	Open price	Price max	Price min	Last price	Closing price	Volume	Open Interest	Volume	Open Interest	Open price	Price max	Price min	Last price	Closing price	Volume	Open Interest	Open price	Price max	Price min	Last price	Closing price	Volume	Open Interest	Volume	Open Interest	
0.500	0.000	0.000	0.000	2.41	-	-										0.000	0.000	0.000	0.001	-	-											0.005
0.550	0.000	0.000	0.000	2.36	-	-										0.000	0.000	0.000	0.001	-	-											0.006
0.600	0.000	0.000	0.000	2.31	-	-										0.000	0.000	0.000	0.001	-	-											0.006
0.650	0.000	0.000	0.000	2.26	-	-										0.000	0.000	0.000	0.001	-	-											0.007
0.700	0.000	0.000	0.000	2.21	-	-										0.000	0.000	0.000	0.001	-	-											0.007
0.750	0.000	0.000	0.000	2.16	-	-										0.000	0.000	0.000	0.001	-	-											0.008
0.800	0.000	0.000	0.000	2.11	-	-										0.000	0.000	0.000	0.001	-	-											0.008
0.850	0.000	0.000	0.000	2.06	-	-										0.000	0.000	0.000	0.001	-	-											0.009
0.900	0.000	0.000	0.000	2.01	-	-										0.000	0.000	0.000	0.001	-	-											0.009
0.950	0.000	0.000	0.000	1.96	-	-										0.000	0.000	0.000	0.001	-	-											0.010
1.000	0.000	0.000	0.000	1.91	-	-										0.000	0.000	0.000	0.001	-	-											0.010
1.100	0.000	0.000	0.000	1.81	-	-										0.000	0.000	0.000	0.001	-	-											0.011
1.200	0.000	0.000	0.000	1.71	-	-										0.000	0.000	0.000	0.001	-	-											0.012
1.300	0.000	0.000	0.000	1.61	-	-										0.000	0.000	0.000	0.001	-	-											0.013
1.400	0.000	0.000	0.000	1.51	-	-										0.000	0.000	0.000	0.001	-	-											0.014
1.500	0.000	0.000	0.000	1.41	-	-										0.000	0.000	0.000	0.002	-	-											0.015
1.600	0.000	0.000	0.000	1.31	-	-	0.000	0.000	0.000		1.31	-	-			0.000	0.000	0.000	0.001	-	-	0.000	0.000	0.000	0.001	-	-					0.016
1.700	0.000	0.000	0.000	1.21	-	-	0.000	0.000	0.000		1.21	-	-			0.000	0.000	0.000	0.002	-	-	0.000	0.000	0.000	0.001	-	-					0.017
1.800	0.000	0.000	0.000	1.11	-	-	0.000	0.000	0.000		1.11	-	-			0.000	0.000	0.000	0.005	-	-	0.000	0.000	0.000	0.001	-	-					0.018
1.900	0.000	0.000	0.000	1.01	-	-	0.000	0.000	0.000		1.02	-	-			0.000	0.000	0.000	0.013	-	-	0.000	0.000	0.000	0.001	-	-					0.019
2.000	0.000	0.000	0.000	0.911	-	-	0.000	0.000	0.000		0.916	-	-			0.000	0.000	0.000	0.001	-	-	0.000	0.000	0.000	0.001	-	-					0.020
2.200	0.000	0.000	0.000	0.711	-	2	0.000	0.000	0.000		0.723	-	-			0.000	0.000	0.000	0.001	-	3	0.000	0.000	0.000	0.007	-	-					0.022
2.400	0.000	0.000	0.000	0.512	-	-	0.000	0.000	0.000		0.541	-	-			0.000	0.000	0.000	0.001	-	-	0.000	0.000	0.000	0.026	-	-					0.024
2.600	0.000	0.000	0.000	0.323	-	-	0.000	0.000	0.000		0.383	-	-			0.000	0.000	0.000	0.012	-	-	0.000	0.000	0.000	0.067	-	-					0.026
2.800	0.000	0.000	0.000	0.166	-	-	0.000	0.000	0.000		0.253	-	-			0.000	0.000	0.000	0.055	-	-	0.000	0.000	0.000	0.137	-	-					0.028
3.000	0.000	0.000	0.000	0.066	-	-	0.000	0.000	0.000		0.158	-	-			0.000	0.000	0.000	0.155	-	-	0.000	0.000	0.000	0.241	-	-					0.030
3.200	0.000	0.000	0.000	0.020	-	-	0.000	0.000	0.000		0.091	-	-			0.000	0.000	0.000	0.308	-	-	0.000	0.000	0.000	0.374	-	-					0.032
3.400	0.000	0.000	0.000	0.004	-	-	0.000	0.000	0.000		0.051	-	-			0.000	0.000	0.000	0.493	-	-	0.000	0.000	0.000	0.534	-	-					0.034
3.600	0.000	0.000	0.000	0.001	-	-	0.000	0.000	0.000		0.026	-	-			0.000	0.000	0.000	0.690	-	-	0.000	0.000	0.000	0.710	-	-					0.036
3.800	0.000	0.000	0.000	0.001	-	-	0.000	0.000	0.000		0.013	-	-			0.000	0.000	0.000	0.890	-	-	0.000	0.000	0.000	0.898	-	-					0.038
4.000	0.000	0.000	0.000	0.001	-	-	0.000	0.000	0.000		0.006	-	-			0.000	0.000	0.000	1.09	-	-	0.000	0.000	0.000	1.09	-	-					0.040
Totals:					0	2						0	0	0							0	3						0	0	0	0	0
Number of Trades:					0							0	0								0.00						0			0		

PPC (CR)

(Contract Size: 100 Securities, Exercise Style: American, Physical Delivery)

Call Options														Put Options																					
June 2023							July 2023							Other Months		June 2023							July 2023							Other Months		Exercise Price			
Open price	Price max	Price min	Last price	Closing price	Volume	Open Interest	Open price	Price max	Price min	Last price	Closing price	Volume	Open Interest	Volume	Open Interest	Open price	Price max	Price min	Last price	Closing price	Volume	Open Interest	Open price	Price max	Price min	Last price	Closing price	Volume	Open Interest	Volume	Open Interest				
3.400	0.000	0.000	0.000		6.66	-	-									0.000	0.000	0.000		0.001	-	-										0.034			
3.600	0.000	0.000	0.000		6.46	-	-									0.000	0.000	0.000		0.001	-	-										0.036			
3.800	0.000	0.000	0.000		6.26	-	-									0.000	0.000	0.000		0.001	-	-										0.038			
4.000	0.000	0.000	0.000		6.06	-	-									0.000	0.000	0.000		0.001	-	-										0.040			
4.400	0.000	0.000	0.000		5.66	-	-									0.000	0.000	0.000		0.001	-	-										0.044			
4.800	0.000	0.000	0.000		5.26	-	-									0.000	0.000	0.000		0.001	-	-										0.048			
5.200	0.000	0.000	0.000		4.86	-	-									0.000	0.000	0.000		0.001	-	-										0.052			
5.600	0.000	0.000	0.000		4.46	-	-									0.000	0.000	0.000		0.001	-	-										0.056			
6.000	0.000	0.000	0.000		4.06	-	-	0.000	0.000	0.000		4.07	-	-	0.000	0.000	0.000		0.003	-	-	0.000	0.000	0.000		0.001	-	-			0.060				
6.400	0.000	0.000	0.000		3.66	-	-	0.000	0.000	0.000		3.68	-	-	0.000	0.000	0.000		0.011	-	-	0.000	0.000	0.000		0.001	-	-			0.064				
6.800	0.000	0.000	0.000		3.26	-	-	0.000	0.000	0.000		3.28	-	-	0.000	0.000	0.000		0.001	-	-	0.000	0.000	0.000		0.001	-	-			0.068				
7.200	0.000	0.000	0.000		2.86	-	-	0.000	0.000	0.000		2.88	-	-	0.000	0.000	0.000		0.002	-	-	0.000	0.000	0.000		0.004	-	-			0.072				
7.600	0.000	0.000	0.000		2.46	-	61	0.000	0.000	0.000		2.49	-	-	0.000	0.000	0.000		0.001	-	3	0.000	0.000	0.000		0.012	-	-			0.076				
8.000	0.000	0.000	0.000		2.06	-	-	0.000	0.000	0.000		2.11	-	-	0.000	0.000	0.000		0.001	-	10	0.000	0.000	0.000		0.030	-	-			0.080				
8.400	0.000	0.000	0.000		1.66	-	39	0.000	0.000	0.000		1.75	-	-	0.000	0.000	0.000		0.001	-	5	0.000	0.000	0.000		0.066	-	-			0.084				
8.800	1.25	1.25	1.22	1.22	1.22	100	284	0.000	0.000	0.000		1.41	-	-	0.000	0.000	0.000		0.005	-	2	0.000	0.000	0.000		0.127	-	-			0.088				
9.200	0.000	0.000	0.000		0.890	-	-	0.000	0.000	0.000		1.10	-	-	0.000	0.000	0.000		0.025	-	-	0.000	0.000	0.000		0.222	-	-			0.092				
9.600	0.000	0.000	0.000		0.556	-	15	0.000	0.000	0.000		0.841	-	-	0.000	0.000	0.000		0.091	-	-	0.000	0.000	0.000		0.358	-	-			0.096				
10.000	0.200	0.200	0.200	0.200	0.200	5	22	0.000	0.000	0.000		0.622	-	-	0.000	0.000	0.000		0.234	-	-	0.000	0.000	0.000		0.539	-	-			0.100				
11.000	0.000	0.000	0.000		0.029	-	-	0.000	0.000	0.000		0.257	-	-	0.000	0.000	0.000		0.965	-	-	0.000	0.000	0.000		1.17	-	-			0.110				
12.000	0.000	0.000	0.000		0.001	-	-	0.000	0.000	0.000		0.089	-	-	0.000	0.000	0.000		1.94	-	-	0.000	0.000	0.000		2.01	-	-			0.120				
13.000	0.000	0.000	0.000		0.001	-	-	0.000	0.000	0.000		0.026	-	-	0.000	0.000	0.000		2.94	-	-	0.000	0.000	0.000		2.95	-	-			0.130				
14.000	0.000	0.000	0.000		0.001	-	-	0.000	0.000	0.000		0.006	-	-	0.000	0.000	0.000		3.94	-	-	0.000	0.000	0.000		3.94	-	-			0.140				
15.000	0.000	0.000	0.000		0.001	-	-	0.000	0.000	0.000		0.001	-	-	0.000	0.000	0.000		4.94	-	-	0.000	0.000	0.000		4.94	-	-			0.150				
Totals:						105	421							0	0	0	0							105	20							0	0	0	0
Number of Trades:						3							0	0							0.00							0	0						

Lending Products	Underlying Title	Multilateral Transactions[1]				Bilateral Transactions[2]		Stock Borrowing through OTC (volume)[3]
		Open Interest[5]	Volume(Offered)	Average Weighted	Transactions volume	Average Weighted	Transactions Volume	Transactions Volume
ADMIEBOR	ADMIE (IPTO) HOLDING S.A. (CR)	---	---	---	---	---	---	346,453
AEGNBOR	AEGEAN AIRLINES (CR)	---	---	---	---	---	---	41,094
ALPHABOR	ALPHA SERVICES HOLD (CR)	200	---	---	---	---	---	59,149,759
ALMYBOR	ALUMIL (CR)	---	---	---	---	---	---	---
OTOELBOR	AUTOHELLAS SA (CR)	7,710	---	---	---	---	---	177,438
AVAXBOR	AVAX S.A. (CR)	---	---	---	---	---	---	---
EEEBOR	CC HBC AG (CR)	4,431	---	---	---	---	---	47,768
CENERBOR	CENERGY HOLDINGS (CB)	1,300	---	---	13,300	4.50%	---	---
ELLAKTORBOR	ELLAKTOR (CR)	5,760	---	---	---	---	---	113,605
ELHABOR	ELVALHALCOR (CR)	24,139	---	---	---	---	---	64,887
EUROBBOR	EUROBANK HOLDINGS (CR)	15,000	---	---	---	---	---	34,112,689
EYDAPBOR	EYDAP S.A. (CR)	18,351	---	---	---	---	---	204,758
FFGRPBOR	FOLLI FOLLIE (CR)	---	---	---	---	---	---	886,310
FOYRKBOR	FOURLIS (CR)	---	---	---	---	---	---	16,126
GEKTERNABOR	GEK TERNA (CR)	---	---	---	---	---	---	1,293
SARBOR	GR. SARANTIS S.A. (CR)	559	---	---	---	---	---	67,402
EXAEBOR	HELLENIC EXCHANGES-A.S.E. (CR)	3,200	---	---	---	---	---	203,402
ELPEBOR	HELLENIQ ENERGY (CR)	---	---	---	---	---	---	356,928
INTRKBOR	INTRACOM HOLDINGS (CR)	---	---	---	---	---	---	---
INKATBOR	INTRAKAT (CR)	---	---	---	---	---	---	---
BELABOR	JUMBO SA (CR)	36,004	---	---	500	4.50%	---	206,729
LAMDABOR	LAMDA DEVELOPMENT SA (CR)	---	---	---	---	---	---	512,420
MIGBOR	MIG (CR)	1,950	---	---	---	---	---	40,179
MOHBOR	MOTOR OIL (CR)	24,781	---	---	---	---	---	907,797
MYTILBOR	MYTILINEOS (CR)	15,622	---	---	1,200	5.99%	---	133,223
ETEBOR	NATIONAL BANK (CR)	1,500	---	---	---	---	---	10,343,173
OPAPBOR	OPAP (CR)	2,000	---	---	---	---	---	1,824,967
HTOBOR	OTE (CR)	---	---	---	---	---	---	1,211,861
PPABOR	P.P.A. S.A. (CR)	2,250	---	---	---	---	---	65,287
TPEIRBOR	PIRAEUS FINANCIAL HOLD (CR)	5,000	---	---	---	---	---	789,868
PPCBOR	PPC (CR)	3,000	---	---	---	---	---	2,007,226

Stock Lending Notes

[1] - Multilateral contracts Lending or Borrowing as per Methods 8-1, 8-2 and 8-3-3 (According to ATHEX BoD Resolution No.17)

[2] - Bilateral Contracts Lending or Borrowing as per Methods 8-3-1 and 8-3-2 (According to ATHEX BoD Resolution No.20)

[3] - The information concerning OTC Stock Borrowing Transactions is based on the statements of the Dematerialised Securities System (DSS) operators involved and refers to volumes that have been registered up until the previous working day.

[4] - Average Price (Volume weighted)

[5] - The Data concerning Open Interest before the start of trading session

Lending Products	Underlying Title	Open Interest[5]	Multilateral Transactions[1]				Bilateral Transactions[2]		Stock Borrowing through OTC (volume)[3]	
			Volume(Offered)	Average Weighted	Transactions volume	Average Weighted	Transactions Volume	Average Weighted	Transactions Volume	
QUALBOR	QUALITY & RELIABILITY SA (CR)	---	---	---	---	---	---	---	---	
QUESTBOR	QUEST HOLDINGS (CR)	1,808	---	---	---	---	---	---	58,355	
TENERGYBOR	TERNA ENERGY (CR)	---	---	---	---	---	---	---	72,505	
TITCBOR	TITAN CEMENT (CB)	3,089	---	---	1,300	6.34%	---	---	339,260	
VIOBOR	VIOHALCO SA/NV (CB)	18,277	---	---	---	---	---	---	---	

Stock Lending Notes

[1] - Multilateral contracts Lending or Borrowing as per Methods 8-1, 8-2 and 8-3-3 (According to ATHEX BoD Resolution No.17)

[2] - Bilateral Contracts Lending or Borrowing as per Methods 8-3-1 and 8-3-2 (According to ATHEX BoD Resolution No.20)

[3] - The information concerning OTC Stock Borrowing Transactions is based on the statements of the Dematerialised Securities System (DSS) operators involved and refers to volumes that have been registered up until the previous working day.

[4] - Average Price (Volume weighted)

[5] - The Data concerning Open Interest before the start of trading session

Sectors codification for listed companies

12003-	ETF	10101010	Computer Services
10101015	Software	10102030	Computer Hardware
15101010	Telecommunications Equipment	15102015	Telecommunications Services
20101010	Health Care Facilities	20101025	Health Care Services
20102010	Medical Equipment	20103015	Pharmaceuticals
30101010	Banks	30202000	Diversified Financial Services
30202010	Asset Managers & Custodians	30202015	Investment Services
30204000	Closed End Investments	30302010	Full Line Insurance
30302015	Insurance Brokers	30302025	Property and Casualty Insurance
35101010	Real Estate Holding and Development	35101015	Real Estate Services
35102000	Diversified REITs	35102030	Office REITs
40201040	Rental & Leasing Services: Consumer	40202010	Home Construction
40202015	Household Furnishings	40202020	Household Appliance
40203040	Electronic Entertainment	40203045	Toys
40204020	Clothing & Accessories	40301010	Entertainment
40301030	Publishing	40301035	Radio & TV Broadcasters
40401010	Diversified Retailers	40401020	Apparel Retailers
40401025	Home Improvement Retailers	40401030	Specialty Retailers
40501010	Airlines	40501015	Travel & Tourism
40501020	Casinos & Gambling	40501025	Hotels & Motels
45101015	Distillers & Vintners	45101020	Soft Drinks
45102010	Farming Fishing Ranching & Plantations	45102020	Food Products
45103010	Tobacco	45201010	Food Retailers & Wholesalers
45201020	Personal Products	50101010	Construction
50101020	Building Roof/Wallboard and Plumbing	50101030	Cement
50101035	Building Materials: Other	50202010	Electrical Components
50203000	Diversified Industrials	50203015	Plastics
50203030	Containers & Packaging	50204000	Machinery: Industrial
50204020	Machinery: Construction & Handling	50205010	Industrial Suppliers
50205020	Back Office Support HR & Consulting	50205030	Forms & Bulk Printing Services
50206015	Commercial Vehicles & Parts	50206030	Marine Transportation
50206060	Transportation Services	55101000	Diversified Materials
55101020	Textile Products	55102000	General Mining
55102010	Iron & Steel	55102015	Metal Fabricating
55102035	Aluminum	60101020	Oil Refining and Marketing
65101010	Alternative Electricity	65101015	Conventional Electricity
65102030	Water		



ATHEX
Athens Stock Exchange

Λεωφ. Αθηνών 110 104 42 Αθήνα
110, Athinon Ave. GR 104 42 Athens
tel. (+30)210-33.66.800, fax (+30)210-33.66.101
www.athexgroup.gr