

23

Ημερήσιο Δελτίο  
Συναλλακτικής Δραστηριότητας

Daily Official List  
of Trading Activity

Tuesday, 6 June, 2023

Year: 144 Trading Day No: 104



**ATHEXGROUP**  
Athens Exchange Group

**Disclaimer:**

Hellenic Exchanges-Athens Stock Exchange S.A endeavours to ensure that the data and other material ("Information") presented on the Daily Official List are accurate and complete, but it is not liable for any errors or omissions of data or /and for the accuracy, credibility, updating and completeness of the aforesaid information nor it has any liability arising directly or indirectly from the use of the above Information.

The Company is not liable for the accuracy of the data included in listed companies' announcements. Only the sender of such an announcement is fully and solely liable for any infringement of third party's rights from the content of such announcement. All contents of the Daily Official List are provided only for information purposes and do not constitute investment advice or solicitation to invest in securities or other products listed for trading on the Exchange.

You acknowledge and agree that the Company is the owner of any property rights related to any Information appearing on the Daily Official List including intellectual property rights copyright, trademarks, etc.

The above data are a property of the Hellenic Exchanges-Athens Exchange and are copyright protected. Users are forbidden to reproduce, modify, copy, sale, transmit or redistribute, by all reproduction means and methods, part or the whole of the above data, without reference to their source.

The commercial exploitation of these data is, also, forbidden by third parties. Hellenic Exchanges-Athens Exchange does not carry any responsibility, direct or indirect, derived from usage or accidental alteration of the above data when used by third parties.

---

**Hellenic Exchanges – Athens Stock Exchange S.A.**

110 Athinon Ave., 10442 Athens, Tel: (210) 33.66.800, Fax: (210) 32.13.938

[www.athexgroup.gr](http://www.athexgroup.gr)

---

**Thessalonica Stock Exchange Center (T.S.E.C)**

16-18 Katouni Str., Thessalonica 546 25 Tel: (2310) 567.667, Fax: (2310) 530.545

**Athex Members Guarantee Fund**

14-16 Fidiou Str., Athens 106 78, Tel: (210) 33.04.682, Fax: (210) 33.04.155

**Hellenic Republic Capital Market Commission**

1 Kolokotroni Str. & 1 Stadiou Str., Athens 10562 Tel: (210) 33.77.100 Fax: (210) 33.77.173

---

**Table of Contents**

---

**Section 1: Statistical Figures of Securities, Derivatives and Lending**

Summary of Markets

Athex Indices

Analytic Figures for Athex Market's Boards and Categories

Trading Details by Athex Sectors and Financial Instruments (ETFs)

Top 10 best &amp; worst performing Shares

Derivatives Summary

**Section 2: Analytic Figures of Shares Transactions**

Analytic Figures of Shares Transactions

Shares' Notes

**Section 3: Figures of Securities Transactions**

Securities Blocks Details

Shares Rights Details

Stock Borrowing

Forced Sales Details

Forced Sales Registered Shares

Exchange Traded Funds (ETFs) Characteristics

**Section 5: Bonds traded in Fixed Income Assets Market**

Convertible Corporate Bonds - Regulated Market

Non Convertible Corporate Bonds - Regulated Market

Government Bonds

Treasury Bills &amp; Zero Coupon Government Bonds

Government Bonds Traded with the Open Outcry Method

State Banks Bonds

**Section 6: Additional Infos**

Athex &amp; ATHEXClear Members List

List of Stocks under Market Making operations

**Section 7: Derivatives Market Analytic Figures**

Index Futures

Stock Futures

Index Options

Stock Options

Stock Lending Analytic Figures

**Appendix A: Sectors codification for listed companies**

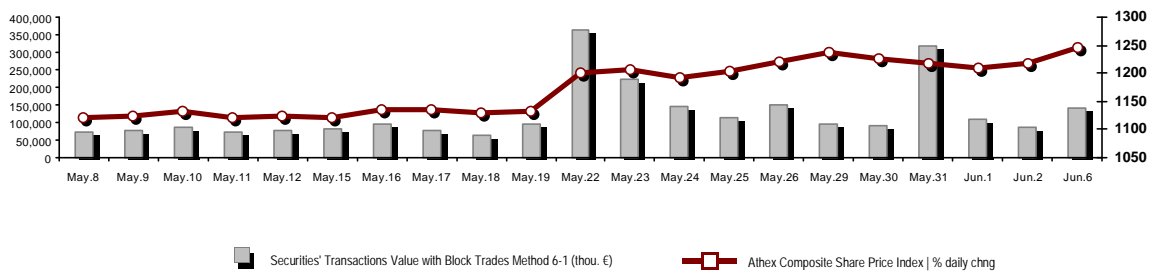
---

Section codification follows the corresponding from the Greek version of Daily Official List for reference purposes.

---

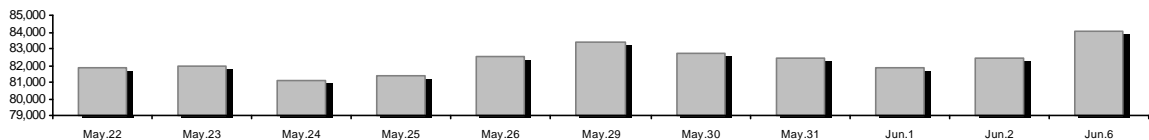
## Summary of Markets

Athex Composite Share Price Index vs Shares and Derivatives Transactions Value

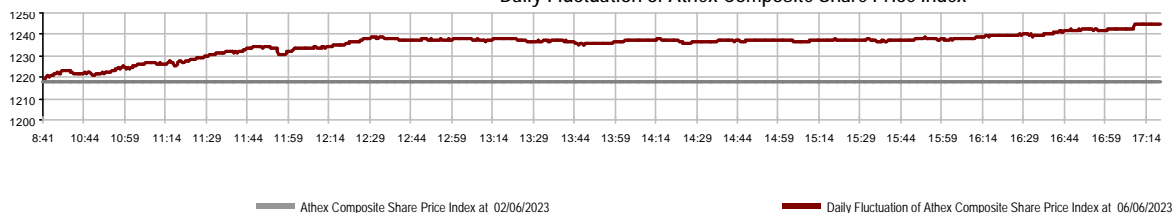


Athex Capitalisation (mill. €) **: 84,016.65	Derivatives Total Open Interest: 505,061
Daily change: mill. €   %: 1,584.56 1.92%	in Index Futures   % daily chng: 8,829 3.64%
Yearly Avg Capitalisation: mill. €   % chng prev year Avg: 74,141.93 17.57%	in Stock Futures   % daily chng: 493,713 1.90%
Athex Composite Share Price Index   % daily chng: 1,244.75 2.21%	in Index Options   % daily chng: 1,617 -1.22%
Athex Composite Share Price Index Capitalisation (mill. €): 76,686.52	in Stock Options   % daily chng: 902 0.00%
Daily change (mill. €): 1,550.81	
Securities' Transactions Value with Block Trades Method 6-1 (t): 142,198.64	Derivatives Contracts Volume: 45,347
Daily change: %: 55,411.22 63.85%	Daily change: pieces   %: 15,968 54.35%
YtD Avg Trans. Value: thou. €   % chng prev year Avg: 107,320.61 48.54%	YtD Avg Derivatives Contracts % chng prev year Avg: 45,842 33.45%
Blocks Transactions Value of Method 6-1 (thou. €): 16,101.21	Derivatives Trades Number: 2,516
Blocks Transactions Value of Method 6-2 & 6-3 (thou. €): 216.86	Daily change: number   %: 1,017 67.85%
Bonds Transactions Value (thou.€): 1,057.18	YtD Avg Trades number % chng prev year Avg: 2,393 16.49%
Securities' Transactions Volume with Block Trades Method 6-1 (tho): 37,288.99	Lending Total Open Interest: 192,231
Daily change: thou. pieces   %: 14,261.51 61.93%	Daily change: pieces   %: -15,484 -7.45%
YtD Avg Volume: % chng prev year Avg: 39,948.27 40.91%	Lending Volume (Multilateral/Bilateral): 900
Blocks Transactions Volume of Method 6-1 (thou. Pieces): 2,821.74	Daily change: pieces   %: -105
Blocks Transactions Volume of Method 6-2 & 6-3 (thou. Pieces): 14.59	Multilateral Lending: 900
Bonds Transactions Volume: 1,116,000	Bilateral Lending: 0
Securities' Trades Number with Block Trades Method 6-1: 47,270	Lending Trades Number: 1
Daily change: number   %: 16,988 56.10%	Daily change: %: -9
YtD Avg Trades number % chng prev year Avg: 36,309 23.43%	Multilateral Lending Trades Number: 1
Number of Blocks Method 6-1: 21	Bilateral Lending Trades Number: 0
Number of Blocks Method 6-2 & 6-3: 8	
Number of Bonds Transactions: 200	

Athex Capitalisation (mill. €) \*\*



Daily Fluctuation of Athex Composite Share Price Index



## Athex Indices

Index name	06/06/2023	02/06/2023	pts.	%	Min	Max	Year min	Year max	Year change
Athex Composite Share Price Index	1,244.75 #	1,217.86	26.89	2.21%	1,217.86	1,244.75	929.79	1,244.75	33.87% #
Athex ESG Index	1,418.61 #	1,385.17	33.44	2.41%	1,385.17	1,418.66	1,057.52	1,418.66	34.13% #
FTSE/Athex Large Cap	3,027.33 #	2,953.60	73.73	2.50%	2,953.60	3,027.33	2,250.77	3,027.33	34.46% #
FTSE/Athex Mid Cap Index	1,828.91 #	1,814.09	14.82	0.82%	1,814.09	1,828.91	1,411.43	1,841.98	29.58% #
FTSE/ATHEX High Dividend Yield Index	3,737.73 #	3,660.04	77.69	2.12%	3,650.42	3,738.47	3,028.28	3,751.69	23.43% #
FTSE/ATHEX Global Traders Index Plus	3,511.11 #	3,429.53	81.58	2.38%	3,418.11	3,511.11	2,616.09	3,511.11	34.21% #
FTSE/ATHEX Mid & Small Cap Factor-Weighted Ind	5,237.04 #	5,210.17	26.87	0.52%	5,183.37	5,257.74	4,353.12	5,257.74	19.14% #
ATHEX Select Index Plus	4,072.64 #	4,014.06	58.58	1.46%	4,010.14	4,072.64	3,071.06	4,104.86	32.61% #
ATHEX Select Index	6,052.33 €	6,058.91	-6.58	-0.11%	6,039.96	6,103.96	4,343.88	6,103.96	39.33% #
FTSE/Athex Market Index	719.96 #	704.04	15.92	2.26%	703.98	719.96	539.21	719.96	33.49% #
Athex Composite Index Total Return Index	2,219.94 #	2,167.67	52.27	2.41%	2,167.67	2,219.94	1,641.17	2,219.94	35.27% #
FTSE/Athex Large Cap Total Return	4,898.65 #	4,779.34	119.31	2.50%			3,623.42	4,898.65	36.04% #
FTSE/Athex Mid Cap Total Return	2,415.68 #	2,396.11	19.57	0.82%			1,881.61	2,426.92	30.04% #
Hellenic Mid & Small Cap Index	1,775.82 #	1,739.94	35.88	2.06%	1,736.87	1,775.83	1,365.14	1,775.83	30.08% #
FTSE/Athex Banks	1,000.06 #	963.09	36.97	3.84%	963.09	1,003.35	640.09	1,024.93	56.12% #
FTSE/Athex Insurance	2,866.27 #	2,828.05	38.22	1.35%	2,828.05	2,881.56	2,652.26	3,042.07	-2.34% €
FTSE/Athex Financial Services	1,245.95 €	1,260.29	-14.34	-1.14%	1,238.98	1,272.81	672.72	1,375.02	81.78% #
FTSE/Athex Industrial Goods & Services	6,807.35 #	6,646.32	161.03	2.42%	6,646.32	6,807.35	4,603.86	6,807.35	46.76% #
FTSE/Athex Retail	1,242.25 €	1,248.94	-6.69	-0.54%	1,229.96	1,257.02	901.21	1,284.98	37.84% #
FTSE/ATHEX Real Estate	4,254.44 #	4,206.34	48.10	1.14%	4,182.75	4,256.13	3,750.22	4,461.05	4.45% #
FTSE/Athex Consumer Goods & Services	13,591.35 #	12,825.03	766.32	5.98%	12,675.27	13,622.00	8,974.47	13,622.00	48.41% #
FTSE/Athex Food & Beverage	10,494.34 #	10,453.61	40.73	0.39%	10,375.85	10,494.34	8,101.49	11,188.59	23.95% #
FTSE/Athex Basic Resources	8,548.79 #	8,417.40	131.39	1.56%	8,398.00	8,571.92	6,463.31	8,571.92	31.73% #
FTSE/Athex Construction & Materials	4,244.32 #	4,134.37	109.95	2.66%	4,126.38	4,244.32	3,204.90	4,244.32	32.43% #
FTSE/Athex Energy	5,407.14 #	5,283.92	123.22	2.33%	5,283.92	5,463.81	4,780.16	5,856.79	7.50% #
FTSE/Athex Travel & Leisure	2,787.97 #	2,787.05	0.92	0.03%	2,696.41	2,787.97	2,196.17	2,875.50	25.74% #
FTSE/Athex Technology	2,624.78 #	2,581.45	43.33	1.68%	2,581.45	2,624.78	2,047.81	2,624.78	27.77% #
FTSE/Athex Telecommunications	4,162.43 #	4,093.01	69.42	1.70%	4,093.01	4,162.43	3,511.53	4,391.80	2.23% #
FTSE/Athex Utilities	5,833.06 #	5,792.87	40.19	0.69%	5,788.20	5,836.65	4,598.77	5,900.30	26.84% #
FTSE/Athex Health Care	418.89 #	407.57	11.32	2.78%	397.38	423.42	390.59	469.84	0.00% -
FTSE/Athex Personal Products	7,387.79 €	7,392.00	-4.21	-0.06%	7,307.94	7,546.75	6,441.87	7,905.24	11.83% #
Athex All Share Index	293.53 #	287.97	5.56	1.93%	293.53	293.53	231.11	293.53	27.49% #
MSCI GREECE REBASED	4,793.75 #	4,662.63	131.12	2.81%	4,658.74	4,793.75	4,125.04	4,807.36	--- -
Hellenic Corporate Bond Index	123.49 #	123.49	0.00	0.00%			118.78	123.49	3.78% #
Hellenic Corporate Bond Price Index	88.20 €	88.20	-0.01	-0.01%			85.96	88.20	2.28% #

Note 1: FTSE/Med 100, Hellenic Corporate Bond Price Index and Hellenic Corporate Bond Index closing prices refer to the previous trading day of 01/06/2023.

Note 2: The Hellenic Mid & Small Cap Index is a Customized index calculated by the Athens Exchange.

## Analytic Figures for Athex Market's Boards and Categories

	Total Traded Securities	Main Market	Surveillance	Exchange Traded Funds (ETFs)
Totals	126	114	11	1
Gain / Lose / Same:	70 / 32 / 24	68 / 30 / 16	1 / 2 / 8	1 / 0 / 0
Athex Capitalisation (mill. €) **	84,016.65	83,655.33	361.32	
Daily Average Trans/ons Value(thou.€)	107,320.61	107,074.37	253.96	38.97
Transactions Value	142,415.50	142,153.14	254.73	7.63
Main Board:	126,097.43	125,835.07	254.73	7.63
Blocks Board 6_2_3:	16,318.07	16,318.07	0.00	0.00
Forced Sales Board:	0.00	0.00	0.00	0.00
Special Terms Board:	0.00	0.00	0.00	0.00
Daily Average Transactions Volume	39,948,273	38,800,951	1,153,833	1,478
Transactions Volume	37,303,587	35,992,477	1,310,860	250
Main Board:	34,467,254	33,156,144	1,310,860	250
Blocks Board 6_2_3:	2,836,333	2,836,333	0	0
Forced Sales Board:	0	0	0	0
Special Terms Board:	0	0	0	0
Daily Average Number of Trades	36,309	36,061	246	3
Number of Trades	47,278	47,052	225	1
Main Board:	47,249	47,023	225	1
Blocks Board 6_2_3:	29	29	0	0
Forced Sales Board:	0	0	0	0
Special Terms Board:	0	0	0	0

## Trading Details by Athex Sectors and Financial Instruments (ETFs)

Code	Sectors	Gain / Lose / Same	Number of Trades	Transactions Volume	Transactions Value	% of Total Trans. Value
3010	- Banks	5 / 1 / 0	15,506	26,942,442	58,643,514.86	41.18%
5510	- Basic Resources	7 / 4 / 5	1,906	632,429	1,986,343.53	1.39%
5010	- Construction & Materials	10 / 1 / 2	2,563	1,308,499	3,795,517.50	2.67%
4020	- Consumer Products & Services	4 / 3 / 2	2,619	490,245	7,899,070.36	5.55%
6010	- Energy	4 / 0 / 0	2,317	282,750	4,513,188.20	3.17%
12000	- Financial Instruments	1 / 0 / 0	1	250	7,630.00	0.01%
3020	- Financial Services	2 / 2 / 1	1,340	583,320	2,848,500.97	2.00%
4510	- Food Beverage & Tobacco	3 / 0 / 2	249	37,135	528,279.48	0.37%
2010	- Health Care	2 / 0 / 1	196	188,804	162,271.77	0.11%
5020	- Industrial Goods & Services	12 / 5 / 1	3,436	1,558,296	8,443,304.53	5.93%
3030	- Insurance	1 / 0 / 0	4	100	375.10	0.00%
4030	- Media	0 / 1 / 0	4	5,500	2,980.00	0.00%
4520	- Personal Care, Drug & Grocery Stores	0 / 2 / 1	210	138,412	1,007,531.06	0.71%
3510	- Real Estate	4 / 4 / 3	1,479	395,694	2,107,972.82	1.48%
4040	- Retail	0 / 3 / 2	735	126,793	514,007.90	0.36%
1010	- Technology	8 / 3 / 0	1,753	656,394	3,328,918.19	2.34%
1510	- Telecommunications	1 / 1 / 0	2,696	988,377	14,615,953.45	10.26%
4050	- Travel & Leisure	2 / 1 / 4	6,595	1,850,806	21,936,619.31	15.40%
6510	- Utilities	4 / 1 / 0	3,669	1,117,341	10,073,521.06	7.07%

## Top 10 best &amp; worst performing Shares

## Main Market

With positive Price change	Closing price	change	With negative Price change	Closing price	change
ALUMIL (CR)	2.41	9.54% #	MIG (CR)	5.04	-3.45% €
AUSTRIACARD (CB)	15	9.49% #	MOTODYNAMICS S.A. (CR)	3.63	-1.36% €
JUMBO SA (CR)	24	6.19% #	ATTICA BANK S.A. (CR)	12.6	-0.79% €
QUEST HOLDINGS (CR)	6.36	5.12% #	P.P.A. S.A. (CR)	20.05	-0.50% €
AUTOHELLAS SA (CR)	14.44	4.94% #	TPA SA (CR)	24.1	-0.41% €
CENERGY HOLDINGS (CB)	5.94	4.58% #	ENTERSOFT (CR)	5.02	-0.40% €
ALPHA SERVICES HOLD (CR)	1.4775	4.49% #	ELASTRON (CR)	2.74	-0.36% €
GEK TERNA (CR)	14.18	4.42% #	FOURLIS (CR)	4.315	-0.35% €
NATIONAL BANK (CR)	6.04	4.14% #	PREMIA (CR)	1.278	-0.31% €
ELLAKTOR (CR)	2.28	4.11% #	SPACE HELLAS SA (CR)	6.9	-0.29% €
With the highest Transactions Value	Value (thou. €)	change	With the highest Transactions Volume	Volume	change
OPAP (CR)	19,133.94	0.00% -	ALPHA SERVICES HOLD (CR)	12,058,650	4.49% #
ALPHA SERVICES HOLD (CR)	17,694.25	4.49% #	EUROBANK HOLDINGS (CR)	7,840,637	3.13% #
NATIONAL BANK (CR)	17,015.86	4.14% #	PIRAEUS FINANCIAL HOLD (CR)	4,193,747	3.67% #
OTE (CR)	14,603.72	1.71% #	NATIONAL BANK (CR)	2,838,437	4.14% #
PIRAEUS FINANCIAL HOLD (CR)	12,056.45	3.67% #	OPAP (CR)	1,212,396	0.00% -
EUROBANK HOLDINGS (CR)	11,705.07	3.13% #	OTE (CR)	986,613	1.71% #
PPC (CR)	7,027.88	0.91% #	PPC (CR)	705,863	0.91% #
JUMBO SA (CR)	6,661.82	6.19% #	HELLENIC EXCHANGES-A.S.E. (CR)	556,325	-0.21% €
MYTILINEOS (CR)	6,197.34	2.48% #	AVAX S.A. (CR)	434,449	0.72% #
MOTOR OIL (CR)	3,905.97	2.34% #	INTRAKAT (CR)	300,850	1.19% #

Note: Stocks that are not included in the "Under Supervision" category, and the transactions value is more than 10,000 €.

## Derivatives Summary

	Number of Trades	Volume	Open Interest
<b>Index Futures</b>	<b>290</b>	<b>1,631</b>	<b>8,829</b>
FTSE/Athex Banks	8	62	1,843
FTSE/Athex Large Cap	274	1,463	6,562
MSCI GREECE REBASED	8	106	424
<b>Stock Futures</b>	<b>2,214</b>	<b>43,662</b>	<b>493,713</b>
ADMIE (IPTO) HOLDING S.A. (CR)	55	542	14,542
AEGEAN AIRLINES (CR)	64	964	2,001
ALPHA SERVICES HOLD (CR)	603	24,343	218,438
AUTOHELLAS SA (CR)	1	1	87
AVAX S.A. (CR)	28	160	438
CC HBC AG (CR)	1	1	239
CENERGY HOLDINGS (CB)	51	259	5,683
ELLAKTOR (CR)	13	72	1,070
ELVALHALCOR (CR)	11	51	1,585
EUROBANK HOLDINGS (CR)	154	4,071	50,280
EYDAP S.A. (CR)	1	1	570
FOURLIS (CR)	9	25	947
GEK TERNA (CR)	23	258	8,131
HELLENIC EXCHANGES-A.S.E. (CR)	83	467	3,065
HELLENIQ ENERGY (CR)	12	59	1,560
INTRACOM HOLDINGS (CR)	17	64	4,744
INTRAKAT (CR)	37	210	11,192
JUMBO SA (CR)	41	123	409
LAMDA DEVELOPMENT SA (CR)	27	144	5,802
MIG (CR)	30	147	1,242
MOTOR OIL (CR)	36	212	1,995
MYTILINEOS (CR)	100	385	2,586
NATIONAL BANK (CR)	186	1,684	22,495
OPAP (CR)	91	856	1,767
OTE (CR)	101	499	12,743
P.P.A. S.A. (CR)	2	100	356
PIRAEUS FINANCIAL HOLD (CR)	258	6,534	79,186
PPC (CR)	85	517	22,471
QUEST HOLDINGS (CR)	2	2	202
TERNA ENERGY (CR)	28	718	12,273
TITAN CEMENT (CB)	0	0	509
VIOHALCO SA/NV (CB)	64	193	5,105
<b>Index Options</b>	<b>7</b>	<b>34</b>	<b>1,617</b>
FTSE/Athex Large Cap	7	34	1,617
<b>Stock Options</b>	<b>5</b>	<b>20</b>	<b>902</b>
ALPHA SERVICES HOLD (CR)	0	0	24
NATIONAL BANK (CR)	2	5	287
OPAP (CR)	3	15	115
OTE (CR)	0	0	30
PIRAEUS FINANCIAL HOLD (CR)	0	0	5
PPC (CR)	0	0	441
<b>Total Derivatives Traded</b>	<b>2,516</b>	<b>45,347</b>	<b>505,061</b>



Number of Outstanding Securities	Nominal Value	Dividends [1]			Date of Last Coupon		Note	Shares	Closing price	% change	Previous closing price/date		Open price	Price min	Price max	Last price	Avg price	Last Bid [7]	Last Ask [7]	P/E after tax	Year	Volume	Trades	Transactions Value[8]	Company Mkt Value (thou. €)	Year low	Year high	Sector[4]
		2020	2021	2022	Dividend [2]	Right																						
2,348,908,567	0.290	--	--	--	07/04/2008	18/04/2017	--	ALPHA SERVICES HOLD (CR)	1.4775	4.49 P	1.414	02/06/2023	1.4305	1.427	1.49	1.4775	1.467	1000@1.48	34000@1.48	--	--	12,058,650	5,073	17,694,246.12	3,470,512.41	1.0015	1.513	30101010
45,033,921	0.050	--	--	--	04/06/2008	27/03/2023	--	ATTICA BANK S.A. (CR)	12.6	-0.79 E	12.7	02/06/2023	12.7	12.6	12.98	12.6	12.785	100@12.52	144@12.90	--	--	2,090	43	26,720.76	567,427.40	10.62	48.75	30101010
18,176,934	1.00	--	--	--		27/01/2023	--	AUSTRIACARD (CB)	15	9.49 P	13.7	02/06/2023	13.8	13.8	15.3	15	14.679	205@14.90	348@15.00	--	--	66,744	294	979,757.30	272,654.01	10.4	15.3	10101010
48,624,764	0.080	0.23	0.46	0.65	24/04/2023	05/12/2022	--	AUTOHELLAS SA (CR)	14.44	4.94 P	13.76	02/06/2023	14.22	13.76	14.44	14.44	14.271	100@14.06	750@14.54	--	--	82,815	539	1,181,811.50	702,141.59	10.06	14.76	40201040
190,162,681		--	--	--		07/12/2016	--	CENERGY HOLDINGS (CB)	5.94	4.58 P	5.68	02/06/2023	5.75	5.7	5.94	5.94	5.804	500@5.88	6321@5.94	--	--	251,858	625	1,461,698.68	1,129,566.33	3.015	5.94	50202010
372,553,049	6.70	0.64	0.71	0.78	25/05/2023	29/04/2013	--	CC HBC AG (CR)	28	0.39 P	27.89	02/06/2023	27.8	27.68	28	28	27.793	465@27.95	1@28.06	--	--	15,102	174	419,728.640	431,485.37	21.54	29.91	45101020
3,710,677,508	0.220	--	--	--	02/05/2008	20/05/2019	--	EUROBANK HOLDINGS (CR)	1.4995	3.13 P	1.454	02/06/2023	1.4545	1.454	1.517	1.4995	1.493	1695@1.50	7698@1.50	--	--	7,840,637	3,372	11,705,066.61	5,564,160.92	1.0495	1.72	30101010
52,131,944	1.00	--	0.1102	--	30/06/2022	23/07/2019	--	FOURLIS (CR)	4.315	-0.35 E	4.33	02/06/2023	4.345	4.25	4.355	4.315	4.287	10@4.30	570@4.32	--	--	91,702	589	393,153.88	224,949.34	3.26	4.56	40401010
305,635,185	2.18	0.1	0.1	0.3	11/01/2023	01/10/2003	--	HELLENIO ENERGY (CR)	7.98	2.31 P	7.8	02/06/2023	7.84	7.8	8	7.98	7.925	63@7.96	45@7.99	--	--	65,561	415	519,594.57	2,438,968.78	6.93	8.68	60101020
83,600,000	0.880	--	--	--	03/07/2007	23/09/2022	--	INTRACOM HOLDINGS (CR)	1.93	1.69 P	1.898	02/06/2023	1.9	1.88	1.93	1.93	1.909	2391@1.91	5959@1.93	--	--	74,816	152	142,844.91	161,348.00	1.678	2.12	10101010
160,523,985	0.300	--	--	--	12/08/2008	30/12/2022	--	INTRAKAT (CR)	1.87	1.19 P	1.848	02/06/2023	1.85	1.848	1.876	1.87	1.868	5000@1.87	28446@1.87	--	--	300,850	372	561,869.71	300,179.85	1.366	1.88	50101010
136,059,759	0.880	0.77	0.77	--	21/03/2023	05/03/2014	--	JUMBO SA (CR)	24	6.19 P	22.6	02/06/2023	22.3	22.3	24.12	24	23.583	447@23.88	1393@24.02	--	--	282,487	1,908	6,661,818.14	3,265,434.22	15.61	24.12	40203045
176,736,715	0.300	--	--	--	30/05/2007	27/11/2019	--	LAMDA DEVELOPMENT SA (CR)	6.29	1.29 P	6.21	02/06/2023	6.165	6.155	6.29	6.29	6.24	3883@6.25	82@6.29	--	--	278,231	1,205	1,736,075.19	1,111,673.94	5.505	6.6	35101010
31,317,025	0.400	--	--	--	26/04/2007	10/05/2023	--	MIG (CR)	5.04	-3.45 E	5.22	02/06/2023	5.14	5.04	5.24	5.04	5.134	10@5.03	500@5.17	--	--	14,479	125	74,338.91	157,837.81	0.987	8.4	30202000
107,222,688	0.440	--	(0.5667)	--	17/06/2022	16/03/2022	--	QUEST HOLDINGS (CR)	6.36	5.12 P	6.05	02/06/2023	6.05	6.05	6.36	6.36	6.252	350@6.25	2703@6.36	--	--	56,151	283	351,048.60	681,936.30	4.655	6.36	10101010
78,325,475		--	--	--		23/07/2019	--	TITAN CEMENT (CB)	16.46	0.37 P	16.4	02/06/2023	16.52	16.28	16.52	16.46	16.374	21@16.44	187@16.46	--	--	38,376	315	628,375.08	1,289,237.32	12.04	16.84	50101030
259,189,761	0.02	0.1	--	--	03/06/2022	26/02/2016	--	VIOHALCO SANV (CB)	5.78	0.52 P	5.75	02/06/2023	5.8	5.69	5.82	5.78	5.764	121@5.77	1211@5.78	--	--	207,413	904	1,195,483.57	1,498,116.82	3.995	5.84	55102015
144,321,516	0.300	--	--	--	01/07/2011	22/01/2020	--	AVAX S.A. (CR)	1.114	0.72 P	1.106	02/06/2023	1.13	1.098	1.144	1.114	1.117	4450@1.11	2000@1.13	--	--	434,449	517	485,110.87	160,774.17	0.748	1.156	50101010
232,000,000	2.12	0.1069	0.0854	0.0682	29/08/2022	19/06/2017	--	ADMIE (IPTO) HOLDING S.A. (CR)	1.942	0.52 P	1.932	02/06/2023	1.93	1.92	1.95	1.942	1.933	241@1.93	4125@1.94	15.49	2022	225,719	403	436,323.91	450,544.00	1.64	2.035	65101015
90,167,100	0.500	--	--	--	03/06/2019	24/05/2021	--	AEGEAN AIRLINES (CR)	9.92	0.30 P	9.89	02/06/2023	9.77	9.77	10	9.92	9.922	5@9.90	200@9.96	--	--	256,382	891	2,543,870.38	894,457.63	5.27	10.16	40501010
103,423,291	0.570	--	--	--	01/08/2011	06/09/2022	--	GEK TERNA (CR)	14.18	4.42 P	13.58	02/06/2023	13.48	13.48	14.2	14.18	13.908	7@14.16	1303@14.18	--	--	104,059	604	1,447,220.02	1,466,542.27	10.42	14.2	50101010
382,000,000	2.48	--	--	--	20/07/2015	12/12/2001	--	PPC (CR)	9.965	0.91 P	9.875	02/06/2023	9.9	9.9	10	9.965	9.956	788@9.96	296@9.98	--	--	705,863	1,896	7,027,883.63	3,806,630.00	6.6	10	65101015
914,715,153	1.00	--	--	--	16/05/2008	29/08/2018	--	NATIONAL BANK (CR)	6.04	4.14 P	5.8	02/06/2023	5.88	5.874	6.048	6.04	5.995	5000@6.03	3250@6.04	--	--	2,838,437	3,544	17,015,863.15	5,524,879.52	3.746	6.3	30101010
375,241,586	0.390	0.01	0.03	--	30/05/2022	14/07/2006	--	ELVALHALCOR (CR)	1.85	3.58 P	1.786	02/06/2023	1.788	1.788	1.88	1.85	1.839	29@1.85	1000@1.85	--	--	230,433	471	423,706.16	694,196.93	1.52	1.894	55102015
348,192,005	0.040	--	--	--	05/07/2011	16/07/2021	--	ELLAKTOR (CR)	2.28	4.11 P	2.19	02/06/2023	2.15	2.15	2.28	2.28	2.214	41544@2.28	5099@2.29	--	--	212,366	434	470,203.05	793,877.77	1.706	2.455	50101010
60,348,000	0.420	0.07	0.1515	--	08/06/2022	04/08/2021	--	HELLENIC EXCHANGES-A.S.E. (CR)	4.83	-0.21 E	4.84	02/06/2023	4.84	4.77	4.92	4.83	4.833	6000@4.83	2299@4.85	--	--	556,325	1,088	2,688,552.12	291,480.84	3.09	5.3	30202015
106,500,000	0.600	--	0.28	--	05/09/2022	13/09/2021	--	EYDAP S.A. (CR)	6.58	2.02 P	6.45	02/06/2023	6.52	6.45	6.6	6.58	6.565	53@6.56	79@6.58	--	--	37,600	278	246,857.82	700,770.00	6.06	7.34	65102030
110,782,980	0.750	--	0.9054	0.4058	21/11/2022	04/11/2013	--	MOTOR OIL (CR)	23.64	2.34 P	23.1	02/06/2023	23.1	23.1	24.08	23.64	23.644	50@23.58	447@23.66	--	--	165,198	1,795	3,905,969.82	2,618,909.65	20.84	25.82	60101020
142,891,161	0.970	0.378	0.4341	--	24/06/2022	07/07/2017	--	MYTILINEOS (CR)	29.8	2.48 P	29.08	02/06/2023	29.12	29.12	29.82	29.8	29.656	40@29.78	5902@29.82	--	--	208,973	1,857	6,197,337.66	4,258,156.60	19.94	29.82	50203000
25,000,000	2.00	0.4	0.628	--	25/07/2022	08/08/2003	--	P.P.A. S.A. (CR)	20.05	-0.50 E	20.15	02/06/2023	20	19.86	20.25	20.05	20.064	570@20.00	45@20.10	9.48	2022	14,752	199	295,990.65	501,250.00	15.86	20.4	50206060
363,341,859	0.300	0.55	0.6	1	06/06/2023	29/07/2022	--	OPAP (CR)	16	--	16	02/06/2023	15.64	15.42	16	16	15.782	1181@15.93	7333@16.00	--	--	1,212,396	5,579	19,133,939.28	5,813,469.74	13.02	16.92	40501020
433,664,596	2.83	0.6879	0.8231	--	01/07/2022	18/06/1998	--	OTE (CR)	14.9	1.71 P	14.65	02/06/2023	14.7	14.69	14.9	14.9	14.802	1660@14.80	4522@14.91	--	--	986,613	2,675	14,603,721.57	6,461,602.48	12.57	15.73	15102015
1,250,367,223	0.930	--	--	--	16/05/2008	14/04/2021	--	PIRAEUS FINANCIAL HOLD (CR)	2.882	3.67 P	2.78	02/06/2023	2.828	2.81	2.9	2.882	2.875	7895@2.88	2243@2.89	--	--	4,193,747	3,416	12,056,446.32	3,603,558.34	1.43	2.9	30101010
43,741,452	0.660	0.16	0.2723	0.2629	31/05/2023	01/11/1999	--	THRACE PLASTICS SA (CR)	4.27	-0.12 E	4.275	02/06/2023	4.2	4.13	4.275	4.27	4.22	19@4.26	287@4.27	--	--	25,948	283	109,508.08	186,776.00	3.76	4.68	50203015
69,877,484	0.780	0.2239	0.1493	0.1495	09/05/2023	13/06/2018	--	GR. SARANTIS S.A. (CR)	7.4	--	7.4	02/06/2023	7.57	7.32	7.57	7.4	7.423	36@7.34	200@7.56	--	--	135						

Number of Outstanding Securities	Nominal Value	Dividends [1]			Date of Last Coupon		Note	Shares	Closing price	% change	Previous closing price/date	Open price	Price min	Price max	Last price	Avg price	Last Bid [7]	Last Ask [7]	P/E after tax	Year	Volume	Trades	Transactions Value[8]	Company Mkt Value (thou. €)	Year low	Year high	Sector[4]		
2020	2021	2022	Dividend [2]	Right																									
13,126,020	0.660	0.0837	0.1163	---	22/06/2022	04/09/2020	---	AS COMPANY SA (CR)	2.44	---	2.44	02/06/2023	2.46	2.44	2.47	2.44	2.459	500@2.43	225@2.45	---	---	4,197	21	10,320.95	32,027.49	2.02	2.47	40401030	
3,114,144	0.360	0.1558	0.3427	0.2304	29/05/2023	02/06/2020	---	ALPHA TRUST (CR)	6.1	1.67	P	6	02/06/2023	6	6	6.15	6.1	6.029	100@5.95	100@6.15	---	---	2,048	39	12,346.50	18,996.28	4.32	6.2	30202010
14,000,000	4.15	---	3.42	---	14/09/2022	29/06/1999	---	ALPHA REAL ESTATE SA(CR)	7.62	---	7.62	02/06/2023	7.6	7.6	7.74	7.74	7.627	240@7.60	195@7.74	---	---	285	5	2,173.70	106,680.00	6.68	9.22	35101015	
215,805,843	0.300	0.05	---	---	30/12/2021	15/11/2022	---	ATTICA HOLDINGS (CR)	2.59	0.39	P	2.58	02/06/2023	2.58	2.58	2.59	2.59	2.587	12801@2.59	2290@2.60	---	---	20,271	13	52,433.67	558,937.13	1.865	2.6	40501015
151,654,947	0.040	---	---	---	01/07/2008	21/02/2020	---	AVE (CR)	0.542	-0.37	E	0.544	02/06/2023	0.54	0.54	0.542	0.542	0.542	1200@0.532	1200@0.538	---	---	5,500	4	2,980.00	82,196.98	0.506	0.586	40301010
35,764,593	2.10	0.06	0.075	0.1046	02/05/2023	25/11/2019	---	BRIQ PROPERTIES (CR)	1.975	-0.25	E	1.98	02/06/2023	1.99	1.96	1.99	1.97	1.976	500@1.97	4011@1.98	---	---	18,900	39	37,351.95	70,635.07	1.9	2.11	35102030
101,123,806	0.360	---	---	---	22/07/2010	28/06/2011	---	CENTRIC HOLDINGS (CR)	0.291	0.34	P	0.29	02/06/2023	0.298	0.285	0.298	0.291	0.287	4250@0.286	2907@0.291	---	---	67,410	67	19,336.09	29,427.03	0.263	0.333	40203040
784,500	10.00	---	0.3	---	24/05/2022	31/07/2018	---	CNL CAPITAL (CR)	7.2	---	7.2	02/06/2023	7.2	7.2	7.2	7.2	7.2	100@7.20	404@7.30	(-)	2022	100	1	720.00	5,648.40	6.5	8	30202010	
10,246,800	0.300	---	---	---	06/10/2005	13/02/2002	---	CPI SA (CR)	0.646	1.57	P	0.636	02/06/2023	0.64	0.626	0.646	0.646	0.637	200@0.630	595@0.646	---	---	13,491	27	8,590.86	6,619.43	0.548	0.722	10102030
18,680,300	0.050	---	---	---	06/07/2022	---	---	DIMAND (CR)	13	1.17	P	12.85	02/06/2023	13	12.9	13.1	13.05	12.982	3552@12.90	731@13.05	---	---	14,728	78	191,202.20	242,843.90	11	14.9	35101010
54,200,000	0.075	---	0.035	---	19/07/2022	23/11/2021	---	EPSILON NET (CR)	8.08	0.87	P	8.01	02/06/2023	8.07	8	8.1	8.08	8.081	50@8.03	92@8.08	---	---	41,431	139	334,791.75	437,936.00	6.2	8.36	10101015
40,134,921	0.400	---	---	---	30/08/1993	05/12/2022	---	IDEAL HOLDINGS (CR)	4.97	-0.20	E	4.98	02/06/2023	5.04	4.9	5.04	4.97	4.958	50@4.92	2235@4.97	---	---	20,646	90	102,364.44	199,470.56	3.38	5.07	10102030
167,868,482	0.300	---	---	---	20/08/2007	28/11/2022	---	LAVIPHARM SA (CR)	0.468	---	0.468	02/06/2023	0.468	0.465	0.475	0.468	0.47	5500@0.467	1137@0.474	---	---	146,110	84	68,640.43	78,562.45	0.366	0.488	20103015	
4,740,000	0.860	---	---	---	14/03/2003	---	---	LOGISMOS S.A. (CR)	0.965	2.12	P	0.945	02/06/2023	0.96	0.93	0.98	0.965	0.959	100@0.945	200@0.955	(-)	2022	3,712	29	3,559.84	4,574.10	0.91	1.1	10101015
17,120,280	0.940	0.06	0.06	---	27/06/2022	02/08/2019	---	LOULIS FOOD (CR)	2.8	3.70	P	2.7	02/06/2023	2.7	2.7	2.8	2.8	2.764	490@2.75	1320@2.80	---	---	10,177	36	28,126.98	47,936.78	2.38	2.82	45102020
4,419,616	1.58	---	---	0.1131	01/03/2023	04/03/2015	---	MEDICON S.A (CR)	3.7	2.78	P	3.6	02/06/2023	3.6	3.51	3.74	3.7	3.63	100@3.62	194@3.70	---	---	13,985	52	50,760.65	16,352.58	3.45	4.15	20102010
468,700	2.24	3.42	---	---	03/05/2022	21/05/2004	---	MERMEREN KOMB. A.D. PR. (GDR)	35.4	---	35.4	02/06/2023	---	---	---	---	---	150@35.00	41@36.40	1.18	2022	---	---	---	16,591.98	31	59	55102000	
10,500,000	0.950	---	---	---	24/06/2008	22/07/2022	---	MEVACO SA (CR)	4.18	---	4.18	02/06/2023	4.06	4.06	4.2	4.18	4.152	30@4.12	273@4.18	13.86	2022	1,455	18	6,040.60	43,890.00	2.52	4.2	55102015	
87,127,162	0.500	---	---	---	21/05/2008	28/07/2021	---	PREMA (CR)	1.278	-0.31	E	1.282	02/06/2023	1.29	1.278	1.31	1.278	1.29	3590@1.26	1000@1.29	---	---	49,725	88	64,125.41	111,348.51	1.07	1.36	35101010
24,377,795	0.230	---	---	---	27/06/2022	08/06/2022	---	PROFILE SA (CR)	4.07	-0.25	E	4.08	02/06/2023	4.12	4	4.2	4.07	4.124	500@4.03	280@4.07	---	---	282,247	487	1,164,107.46	99,217.63	2.575	4.2	10101010
27,345,120	0.280	---	---	---	18/07/2005	26/02/2014	---	QUALITY & RELIABILITY SA (CR)	0.71	1.43	P	0.7	02/06/2023	0.7	0.686	0.71	0.71	0.698	30@0.688	3924@0.710	---	---	53,946	120	37,667.41	19,415.04	0.465	0.738	10101010
6,456,530	1.08	0.0804	0.12	---	14/07/2022	02/08/2010	---	SPACE HELLAS SA (CR)	6.9	-0.29	E	6.92	02/06/2023	6.94	6.9	7	6.9	6.934	23@6.92	280@6.98	---	---	1,764	21	12,231.88	44,550.06	5.28	7.1	15101010
17,190,046	0.290	---	---	---	16/11/1992	30/11/2022	---	UNIBIOS (CR)	0.728	0.27	P	0.726	02/06/2023	0.736	0.708	0.736	0.728	0.715	590@0.716	550@0.728	---	---	26,085	48	18,652.57	12,514.35	0.558	0.74	50204000
32,413,681	0.370	---	---	---	15/07/2009	11/05/2000	---	ALUMIL (CR)	2.41	9.54	P	2.2	02/06/2023	2.26	2.22	2.48	2.41	2.367	2200@2.38	2000@2.42	---	---	93,947	242	222,370.87	78,116.97	1.986	2.54	55102035
3,534,269	3.44	(0.4452)	0.8907	---	22/05/2023	19/07/2022	---	ANDROMEDA SA (CR)	7.04	0.57	P	7	02/06/2023	7.1	6.94	7.1	7.04	6.997	170@6.98	128@7.04	---	2022	10,368	87	72,543.44	24,881.25	5.9	7.3	30204000
18,810,000	0.400	---	---	---	08/07/2010	14/11/2007	---	VARVERIS - MODA BAGNO SA (CR)	0.685	-0.72	E	0.69	02/06/2023	0.7	0.675	0.705	0.685	0.678	2150@0.670	100@0.690	---	---	701	7	475.26	12,884.85	0.6	0.8	40401025
23,986,500	1.05	---	---	---	26/06/2009	15/03/2000	---	BIOKARPET S.A.(CR)	2.26	1.35	P	2.23	02/06/2023	2.24	2.2	2.26	2.26	2.235	500@2.24	630@2.27	---	---	9,157	39	20,468.11	54,209.49	1.5	2.26	50101035
6,325,000	0.600	---	0.19	---	04/07/2022	17/02/2014	---	VOYATZOGLOU (CR)	2.4	---	2.4	02/06/2023	---	---	---	---	---	450@2.34	700@2.40	---	---	---	---	---	15,180.00	1.97	2.48	50205010	
24,060,000	0.300	0.035	0.055	0.075	25/04/2023	01/07/2019	---	GEN. COMMERCIAL & IND.SA (CR)	1.31	0.77	P	1.3	02/06/2023	1.295	1.275	1.31	1.31	1.288	570@1.27	163@1.31	8.10	2022	8,265	21	10,642.50	31,518.60	1.175	1.42	50205010
15,878,748	0.480	---	---	---	10/07/2006	22/03/2004	---	DOMIKI KRITIS SA (CR)	0.786	0.26	P	0.784	02/06/2023	0.788	0.784	0.8	0.786	0.789	6200@0.784	350@0.786	---	---	10,050	14	7,932.13	12,480.70	0.71	0.85	50101010
34,720,000	0.310	---	---	---	16/06/2010	01/08/2007	---	DROMEAS SA (CR)	0.33	-2.94	E	0.34	02/06/2023	0.338	0.324	0.339	0.33	0.331	200@0.330	200@0.338	---	---	10,775	16	3,563.79	11,457.60	0.3	0.389	40202015
13,673,200	0.880	---	---	---	18/07/2008	26/07/2001	---	EVROFARMA SA (CR)	0.88	---	0.88	02/06/2023	---	---	---	---	---	2500@0.845	90@0.895	---	---	---	---	---	12,032.42	0.684	0.89	45102020	
11,250,000	0.520	---	0.0405	---	01/08/2022	09/11/2015	---	EKTER SA (CR)	1.75	2.94	P	1.7	02/06/2023	1.72	1.67	1.75	1.75	1.718	3940@1.70	452@1.75	---	---	54,648	89	93,875.20	19,687.50	1.33	1.755	50101010
18,410,839	1.00	0.027	0.262	---	24/08/2022	10/09/2010	---	ELASTRON (CR)	2.74	-0.36	E	2.75	02/06/2023	2.74	2.7	2.77	2.74	2.729	915@2.74	440@2.77	---	---	26,425	82	72,125.97	50,445.70	2.21	2.82	55102010
60,295,607	0.240	---	---	---	09/07/2007	01/07/2021	---	ELGEKA SA (CR)	0.459	-0.22	E	0.46	02/06/2023	0.464	0.437	0.464	0.46	0.444	422@0.450	500@0.458	---	---	2,749	17	1,220.92	27,675.68	0.38	0.47	45201010
23,828,130	0.500	---	0.0737	---	18/07/2022	17/02/2009	---	ELINOIL S.A. (CR)	2.32	2.66	P	2.26	02/06/2023	2.31	2.31	2.36	2.32	2.328	120@2.32	260@2.36	---	---	13,629	57	31,730.80	55,281.26	1.82	2.5	60101020
19,864,886																													

## Daily Official List

Year: 144 Trading Day No: 104

## Section 2: Analytic Figures of Shares Transactions

Tuesday, 6 June, 2023

Number of Outstanding Securities	Nominal Value	Dividends [1]			Date of Last Coupon		Note	Shares	Closing price	% change	Previous closing price/date	Open price	Price min	Price max	Last price	Avg price	Last Bid [7]	Last Ask [7]	P/E after tax	Year	Volume	Trades	Transactions Value[8]	Company Mkt Value (thou. €)	Year low	Year high	Sector[4]		
		2020	2021	2022	Dividend [2]	Right																							
26,730,187	0.520	0.08	0.1	---	29/06/2022	01/08/2017	---	ELTON SA (CR)	2.81	3.31 P	2.72	02/06/2023	2.73	2.72	2.83	2.81	2.792	2000@2.76	275@2.81	---	---	47,163	88	131,662.97	75,111.83	2.08	2.83	50205010	
30,000,000	0.050	0.06	0.09	---	13/05/2022	11/06/2020	---	ENTERSOFT (CR)	5.02	-0.40 E	5.04	02/06/2023	5.02	4.93	5.1	5.02	4.996	110@4.99	399@5.02	---	---	40,037	111	200,034.67	150,600.00	3.61	5.14	10101015	
36,300,000	1.12	0.223	0.2186	---	14/09/2022	12/12/2007	---	THESSALONIKA WATER & SEWERAGE	3.43	0.59 P	3.41	02/06/2023	3.44	3.4	3.46	3.43	3.436	1340@3.42	310@3.46	---	---	37,145	89	127,641.14	124,509.00	3.21	3.66	65102030	
14,833,480	0.300	---	---	---	02/06/2010	04/02/2022	---	EUROCONSULTANTS S.A. (CR)	0.722	1.69 P	0.71	02/06/2023	0.736	0.71	0.74	0.722	0.719	200@0.716	4186@0.720	---	---	25,926	71	18,651.26	10,709.77	0.576	0.74	50205020	
86,735,980	0.310	---	---	---	06/07/2009	18/08/2022	---	ATHENS MEDICAL CENTER SA (CR)	1.505	3.08 P	1.46	02/06/2023	1.47	1.435	1.505	1.505	1.493	500@1.50	4100@1.51	---	---	28,709	60	42,870.69	130,537.65	1.375	1.8	20101025	
114,320,400	0.100	---	0.01	---	26/11/2021	05/08/2019	---	IKTINOS HELLAS SA (CR)	0.554	2.59 P	0.54	02/06/2023	0.54	0.535	0.559	0.554	0.548	1600@0.542	4431@0.554	---	---	88,375	133	48,435.99	63,333.50	0.4855	0.675	50101035	
8,226,132	0.450	---	---	---	15/05/2009	13/10/2014	---	ILYDA S.A. (CR)	1.315	0.77 P	1.305	02/06/2023	1.235	1.235	1.325	1.315	1.308	100@1.28	70@1.32	8.42	2022	3,173	21	4,150.95	10,817.36	1.055	1.41	10101015	
2,566,836	0.440	---	0.016	---	15/07/2022	09/01/2007	---	INTERWOOD-XYLEMPORIA (PR)	0.356	---	0.356	02/06/2023	---	---	---	---	---	3000@0.264	1000@0.376	---	---	---	---	---	10,989.89	0.192	0.362	50101020	
34,986,430	0.440	---	---	---	25/07/2008	23/02/2010	---	INTERWOOD-XYLEMPORIA (CR)	0.288	-0.35 E	0.289	02/06/2023	0.287	0.283	0.289	0.288	0.287	1500@0.280	3900@0.288	---	---	32,139	18	9,237.56	10,989.89	0.1975	0.3	50101020	
18,567,912	0.590	0.12	0.12	---	06/07/2022	26/01/2021	---	INTERLIFE G.C.I.(CR)	3.75	1.35 P	3.7	02/06/2023	3.77	3.75	3.77	3.75	3.751	1000@3.50	175@3.75	---	2022	100	4	375.10	69,629.67	3.47	3.98	30302025	
8,424,900	0.500	---	---	---	12/07/2010	04/07/2019	---	INTERTECH SA (CR)	1.13	0.89 P	1.12	02/06/2023	1.09	1.09	1.13	1.13	1.114	10@1.12	2672@1.13	19.51	2022	5,131	30	5,713.56	9,520.14	0.92	1.235	50205010	
19,804,134	0.150	---	---	---	01/07/2004	06/11/2017	---	KEKROPS SA (CR)	1.23	1.65 P	1.21	02/06/2023	1.2	1.2	1.23	1.23	1.218	185@1.22	200@1.25	2.34	2022	4,722	23	5,753.69	24,359.08	0.903	1.4	35101010	
40,219,218	0.260	---	---	---	29/08/2022	10/06/2019	---	KLOUKINAS - LAPPAS SA (CR)	0.986	0.41 P	0.982	02/06/2023	0.98	0.98	0.986	0.986	0.982	10600@0.980	4877@0.986	---	---	22,923	23	22,501.48	39,656.15	0.5	0.99	50101010	
11,510,102	0.890	---	---	---	24/06/2005	06/10/1999	---	NAFPAKTOS TEXTILE (CR)	0.975	-1.02 E	0.985	02/06/2023	0.98	0.975	1	0.975	0.98	50@0.970	40@0.995	---	---	9,413	31	9,229.12	11,222.35	0.91	1.23	55101020	
21,224,340	0.420	0.0035	0.02	---	06/09/2022	25/04/2006	---	KORDELLOS BROS SA (CR)	0.608	1.33 P	0.6	02/06/2023	0.588	0.586	0.61	0.608	0.597	2310@0.600	515@0.608	5.34	2022	22,625	26	13,506.88	12,904.40	0.462	0.7	55102010	
33,065,136	0.380	0.2	0.2001	---	18/08/2022	16/09/2013	---	KRI-KRI S.A. (CR)	8	---	8	02/06/2023	8.02	8	8.06	8	8.019	3@7.98	18191@8.00	83.31	2022	9,690	35	77,707.30	264,521.09	6.08	8.36	45102020	
18,017,472	0.360	---	---	---	09/09/2022	28/08/2017	---	KTIMA KOSTAS LAZARIDIS SA (CR)	1.74	1.16 P	1.72	02/06/2023	1.78	1.72	1.78	1.72	1.74	86@1.69	500@1.78	---	---	1,500	3	2,610.00	31,350.40	1.55	1.78	45101015	
7,595,160	0.600	---	---	---	10/09/2019	18/08/2010	---	KIRIAKOULIS SHIPPING SA (CR)	1.02	---	1.02	02/06/2023	0.998	0.998	1.02	1.02	1.037	50@0.972	510@1.02	---	---	538	6	557.68	7,747.06	0.868	1.265	40501015	
6,200,000	0.500	---	---	---	22/06/2010	01/11/1995	---	MINERVA KNITWEAR (CR)	0.515	-1.91 E	0.525	02/06/2023	0.53	0.5	0.53	0.515	0.503	20@0.490	198@0.515	---	---	392	8	197.37	3,193.00	0.414	0.585	40204020	
5,939,268	0.620	---	---	---	10/07/2003	03/01/2002	---	LANAKAM SA (CR)	0.92	---	0.92	02/06/2023	---	---	---	---	---	500@0.865	500@0.920	---	---	---	---	---	---	5,464.13	0.716	1.16	40401020
9,819,370	0.500	---	---	---	14/08/2007	09/01/2004	---	MATHIOS REFRACTORY SA (CR)	0.73	-2.67 E	0.75	02/06/2023	0.69	0.69	0.73	0.73	0.703	600@0.700	494@0.730	---	---	8,824	34	6,201.89	7,168.14	0.565	0.885	55101000	
29,250,000	0.360	0.02	0.0401	---	21/06/2022	25/04/2019	---	MOTODYNAMICS S.A. (CR)	3.63	-1.36 E	3.68	02/06/2023	3.74	3.62	3.74	3.63	3.645	777@3.62	3020@3.64	---	---	30,191	117	110,052.53	106,177.50	2.04	3.77	40401030	
32,188,050	1.04	---	---	---	21/07/2008	20/01/2000	---	MOUZAKIS (CR)	0.7	-4.11 E	0.73	02/06/2023	0.7	0.7	0.7	0.7	0.7	6540@0.700	2000@0.730	---	---	1,000	4	700.00	22,531.64	0.65	0.806	55101020	
43,200,000	1.00	---	0.0824	---	07/09/2022	14/06/2022	---	MPLE KEDROS (CR)	2.43	0.41 P	2.42	02/06/2023	2.42	2.41	2.43	2.43	2.42	519@2.41	100@2.43	---	---	28,122	28	68,041.43	104,976.00	2.19	2.43	35102000	
6,340,000	0.600	0.134	0.17	0.1	09/12/2022	12/01/2023	---	NAKAS MUSIC	2.64	---	2.64	02/06/2023	2.64	2.64	2.64	2.64	2.64	60@2.38	8@2.64	---	---	2	1	5.28	16,737.60	2.16	2.7	40401030	
10,080,000	3.00	1.42	1.5	1.45	11/05/2023	27/08/2001	---	TPA SA (CR)	24.1	-0.41 E	24.2	02/06/2023	24.6	24.1	24.7	24.1	24.657	190@24.10	65@24.70	---	---	937	13	23,103.70	242,928.00	22.7	26.3	50206060	
4,971,466	1.46	---	---	---	04/07/2007	08/10/2003	---	PAIRIS SA (CR)	1.06	3.92 P	1.02	02/06/2023	1.01	1.01	1.1	1.06	1.058	160@1.04	500@1.09	---	---	17,845	40	18,879.13	5,269.75	0.83	1.18	50203030	
27,098,594	0.540	0.07	0.05	0.0401	22/05/2023	14/01/2021	---	PAPOUTSANIS (CR)	2.34	-0.85 E	2.36	02/06/2023	2.36	2.3	2.36	2.34	2.309	739@2.30	297@2.34	21.13	2022	141	4	325.60	63,410.71	2.25	2.51	45201020	
7,070,400	0.930	0.1081	0.3242	---	17/06/2022	06/05/2016	---	PETROPOULOS PETROS (CR)	8.52	1.19 P	8.42	02/06/2023	8.54	8.5	8.6	8.52	8.532	10@8.42	1243@8.52	---	---	7,234	27	61,723.42	60,239.81	5.9	8.6	50206015	
21,912,599	0.300	---	---	0.048	18/05/2023	23/02/2007	---	REVOIL (CR)	1.475	2.79 P	1.435	02/06/2023	1.43	1.43	1.475	1.475	1.457	2000@1.46	256@1.48	---	---	38,362	50	55,893.01	32,321.08	1.21	1.5	60101020	
13,582,223	1.35	---	---	---	24/06/2008	02/02/2016	---	SIDMA STEEL (CR)	2.77	1.84 P	2.72	02/06/2023	2.79	2.68	2.79	2.77	2.751	100@2.74	3445@2.77	---	---	7,857	41	21,617.53	37,622.76	1.85	2.85	55102010	
40,693,350	5.00	---	---	---	03/07/2006	26/05/2015	---	TECHNICAL OLYMPIC SA (CR)	2.21	0.46 P	2.2	02/06/2023	2.2	2.18	2.25	2.21	2.206	1476@2.18	230@2.21	---	---	13,031	58	28,741.11	89,932.30	1.76	2.41	40202010	
3,048,000	0.300	---	---	---	06/07/2007	01/06/2021	---	TZIRAKIAN PROFIL (CR)	1.99	1.02 P	1.97	02/06/2023	1.97	1.95	1.995	1.99	1.982	520@1.95	1100@2.00	34.86	2022	4,423	22	8,765.07	6,065.52	1.755	2.22	55102010	
10,203,575	0.730	---	---	---	16/07/2007	18/10/1999	---	FIERATEX SA (CR)	0.4	---	0.4	02/06/2023	0.39	0.39	0.4	0.4	0.395	100@0.393	72@0.400	---	2022	10,974	14	4,334.57	4,081.43	0.351	0.5	55101020	
8,340,750	1.16	---	---	---	25/06/2009	17/09/2018	---	HAIDEMENOS SA (CR)	0.515	-0.96 E	0.52	02/06/2023	0.515	0.515	0.515	0.515	0.515	400@0.480	170@0.515	---	2022	350	3	180.25	4,295.49	0.452	0.6	50205030	

## Main Market - Low Liquidity Class

11,869,224	0.540	0.087	0.136	---	04/07/2022	30/08/2019	---	FLEXOPACK SA (CR)	8.7	0.58 P	8.65	02/06/2023	8.2	8.2	8.7	8.7	8.523	80@8.70	400@8.90	---	---	3,534	25	3
------------	-------	-------	-------	-----	------------	------------	-----	-------------------	-----	--------	------	------------	-----	-----	-----	-----	-------	---------	----------	-----	-----	-------	----	---

Number of Outstanding Securities	Nominal Value	Dividends [1]			Date of Last Coupon		Note	Shares	Closing price	% change	Previous closing price/date	Open price	Price min	Price max	Last price	Avg price	Last Bid [7]	Last Ask [7]	P/E after tax	Year	Volume	Trades	Transactions Value[8]	Company Mkt Value (thou. €)	Year low	Year high	Sector[4]
57,434,884	1.31	---	---	---	05/06/2008	12/06/2009	---	REDS S.A. (CR)	2.48	-1.59 <b>€</b>	2.52 02/06/2023	2.48	2.47	2.54	2.48	2.479 300@2.48	40@2.51	---	---	765	6	1,896.80	142,438.51	2.26	3	35101010	
151,532,467	0.500	0.01	0.02	---	22/07/2022	10/06/2020	---	TRASTOR REAL EST. INV. CO.(CR)	1.06	---	1.06 02/06/2023	1.07	1.07	1.07	1.07	1.07 300@1.05	390@1.07	---	---	10	1	10.70	160,624.42	0.965	1.14	35102000	
15,300,000	0.300	---	---	---	30/07/2009	13/12/1999	---	ATTICA PUBLICATIONS SA (CR)	0.308	---	0.308 02/06/2023	---	---	---	---	500@0.284	939@0.308	---	---	---	---	---	4,712.40	0.236	0.39	40301030	
15,000,000	0.300	---	---	---	06/07/2007	18/07/2000	---	DAIOS PLASTICS SA (CR)	3.22	0.63 <b>P</b>	3.2 02/06/2023	3.22	3.22	3.22	3.22	3.22 10@3.22	109@3.52	---	---	240	3	772.80	48,300.00	2.92	3.52	50203015	
3,307,500	0.210	---	---	---	11/08/2010	30/11/2022	---	ELVE SA (CR)	4.74	-4.05 <b>€</b>	4.94 02/06/2023	4.66	4.66	4.84	4.76	4.741 70@4.68	19@4.80	18.68	2022	497	13	2,356.36	15,677.55	4.54	5.2	40204020	
2,760,000	11.83	9.4	11	---	14/06/2022	16/07/1990	---	KARELIA (CR)	340	---	340 02/06/2023	---	---	---	---	50@324.00	9@354.00	---	---	---	---	---	938,400.00	288	348	45103010	
6,700,000	0.800	0.179	0.047	---	24/08/2022	29/05/2014	---	MILLS KEPENOS (CR)	2.22	---	2.22 02/06/2023	---	---	---	---	190@2.18	100@2.26	16.40	2022	---	---	---	14,874.00	1.93	2.54	45102020	
21,364,000	1.12	---	---	---	29/07/2019	08/03/2023	---	LAMPASA HOTEL SA (CR)	23	---	23 02/06/2023	23.2	23	23.2	23	23.04 100@23.00	100@24.00	---	---	500	3	11,520.00	491,372.00	20.6	24	40501025	
8,321,682	0.670	---	---	---	17/08/2007	23/11/1999	---	N. LEVENTERIS (CR)	0.286	2.14 <b>P</b>	0.28 02/06/2023	0.28	0.252	0.29	0.288	0.274 250@0.288	610@0.288	---	2022	5,300	12	1,451.60	3,049.76	0.22	0.364	55102010	
2,160,524	0.670	---	---	---	03/12/2018	23/11/1999	---	N. LEVENTERIS (PR)	0.31	---	0.31 02/06/2023	0.28	0.28	0.28	0.28	160@0.280	965@0.334	---	2022	840	1	235.20	3,049.76	0.218	0.342	55102010	
27,379,200	0.980	---	---	---	03/07/2020	29/08/2022	---	CRETE PLASTICS SA (CR)	17.8	---	17.8 02/06/2023	17.8	17.8	17.8	17.8	17.8 500@16.60	1242@17.80	---	---	25	1	445.00	487,349.76	14.7	17.9	50203015	
255,494,534	2.71	0.352	0.279	0.11	14/12/2022	30/09/2021	---	PRODEA (CR)	7.6	---	7.6 02/06/2023	7.95	7.6	7.95	7.6	7.774 160@7.60	30@7.90	---	---	21	3	163.25	1,941,758.46	7.1	8.6	35102000	
4,181,450	0.500	---	---	---	21/08/2000	05/03/2002	---	FLOUR MILLS SARANTOPOULOS SA	0.965	---	0.965 02/06/2023	---	---	---	---	250@0.885	1490@1.06	---	---	---	---	---	4,035.10	0.92	1.5	45102020	

## Exchange Traded Funds (ETFs)

906,928	---	---	---	---	15/06/2016	---	ALPHA ETF FTSE Athex Large Cap	30.52	2.42 <b>P</b>	29.8 02/06/2023	30.52	30.52	30.52	30.52	30.52	655@30.40	100@32.00	---	---	250	1	7,630.00	---	22.5	31	12003
---------	-----	-----	-----	-----	------------	-----	--------------------------------	-------	---------------	-----------------	-------	-------	-------	-------	-------	-----------	-----------	-----	-----	-----	---	----------	-----	------	----	-------

## Surveillance

356,314,416	0.060	---	---	---	07/07/2010	21/09/2017	5160	FRIGOGLASS SA (CR)	0.0625	9.65 <b>P</b>	0.057 02/06/2023	0.061	0.061	0.0625	0.0625	0.06283000@0.062	---	---	---	899,780	92	55,712.20	22,269.65	0.05	0.158	50204000	
65,326,268	0.530	---	---	---	04/07/2007	19/07/2006	4750	SATO SA (CR)	0.031	---	0.031 02/06/2023	0.031	0.031	0.034	0.031	0.032	---	---	---	31,339	9	1,000.16	2,025.11	0.018	0.069	40202015	
13,191,620	0.620	---	---	---	04/08/2010	09/09/2002	5232	YALCO - CONSTANTINOU (CR)	0.16	---	0.16 02/06/2023	0.164	0.164	0.164	0.164	0.164 200@0.151	1228@0.164	---	---	1,499	1	245.84	2,110.66	0.12	0.28	40202020	
13,000,000	1.00	---	---	---	01/08/2007	07/04/2000	5093	AKRITAS SA (CR)	0.476	---	0.476 02/06/2023	0.48	0.48	0.5	0.5	0.498 110@0.500	529@0.520	---	---	89	2	44.30	6,188.00	0.45	0.67	50101035	
221,519,681	0.300	---	---	---	02/07/2008	28/02/2011	4957	ANEK LINES SA (CR)	0.22	-0.90 <b>€</b>	0.222 02/06/2023	0.22	0.22	0.22	0.22	0.22 4065@0.220	14562@0.224	---	---	58,245	17	12,813.90	49,647.72	0.177	0.248	40501015	
312,163	0.300	---	---	---	02/07/2008	28/02/2011	4959	ANEK LINES SA (PR, issue '90)	0.072	---	0.072 02/06/2023	---	---	---	---	10000@0.079	---	---	---	---	---	---	---	49,647.72	0.072	0.086	40501015
2,969,713	0.300	---	---	---	02/07/2008	28/02/2011	4958	ANEK LINES SA (PR, issue '96)	0.3	---	0.3 02/06/2023	---	---	---	---	---	---	---	---	---	---	---	---	49,647.72	0.173	0.38	40501015
17,579,754	4.16	---	---	---	18/08/2006	02/08/2010	---	BIOTER SA (CR)	0.228	---	0.228 02/06/2023	0.222	0.222	0.24	0.24	0.2412435@0.222	1066@0.240	---	---	1,018	3	244.00	4,008.18	0.198	0.398	50101010	
54,654,600	0.050	---	---	---	01/07/1998	30/12/2022	5275	VIS SA (CR)	0.176	-2.22 <b>€</b>	0.18 02/06/2023	0.178	0.176	0.178	0.176	0.176 5000@0.174	9750@0.175	---	2022	14,250	10	2,508.40	9,619.21	0.136	0.378	50203030	
51,754,364	0.300	---	---	---	23/12/2003	24/01/2007	5197	SELECTED TEXT. IND. ASSOC (CR)	0.14	---	0.14 02/06/2023	0.149	0.149	0.149	0.149	0.14910000@0.131	1249@0.149	---	---	500	2	74.50	7,245.61	0.11	0.202	55101020	
371,337,000	0.300	---	---	---	30/05/2013	01/07/2022	---	INTRALOT (CR)	0.6	---	0.6 02/06/2023	0.6	0.6	0.6	0.6	0.633000@0.595	29667@0.610	---	---	302,474	86	181,484.40	222,802.20	0.565	0.765	40501020	
15,842,391	1.51	---	---	---	15/07/2009	12/05/2000	5141	BITROS HOLDING SA (CR)	0.5	---	0.5 02/06/2023	0.5	0.5	0.5	0.5	0.5 77@0.480	1679@0.530	---	---	1,000	2	500.00	7,921.20	0.408	0.82	55102010	
24,319,250	0.300	---	---	---	09/07/2002	04/07/2007	5165	PROODEFTIKH SA (CR)	0.55	---	0.55 02/06/2023	---	---	---	---	300@0.500	2950@0.510	---	---	---	---	---	13,375.59	0.4	0.6	50101010	
28,438,268	0.070	---	---	---	21/08/2006	24/11/1999	5253	SPIROY AGRICULTURE SA (CR)	0.16	---	0.16 02/06/2023	0.16	0.16	0.16	0.16	0.16 1334@0.160	3202@0.170	---	---	666	1	106.56	4,550.12	0.15	0.23	45102010	
1,011,000	1.00	---	---	---	01/07/2004	11/12/2012	5193	TRIA ALFA SA (CR)	9.45	---	9.45 02/06/2023	---	---	---	---	---	1@9.45	72.38	2022	---	---	---	9,553.95	7.6	16.9	55101020	

## Suspension Status

66,948,210	0.300	---	---	---	22/09/2015	22/09/2015	5179	FOLLI FOLLIE (CR)	4.8	---	4.8 24/05/2018	---	---	---	---	---	---	---	---	---	---	---	321,351.41	4.8	4.8	40401030	
12,417,000	0.310	---	---	---	27/08/2019	28/08/2017	5233	MLS MULTIMEDIA SA (CR)	0.57	---	0.57 12/05/2020	---	---	---	---	---	---	---	---	---	---	---	7,077.69	0.57	0.57	10101015	
6,330,002	0.300	---	---	---	25/06/2002	15/03/2019	5278	VARVARESSOS (CR)	0.24	---	0.24 02/05/2023	---	---	---	---	---	---	---	---	---	---	---	---	1,519.20	0.16	0.25	55101020
3,961,300	1.28	---	---	---	29/06/2004	03/08/2000	5248	DUROS SA (CR)	0.25	---	0.25 24/04/2023	---	---	---	---	---	---	---	---	---	---	---	---	990.33	0.2	0.3	40204020
7,085,888	1.59	---	---	---	02/07/1996	06/09/2010	5216	ELVIEMEK (CR)	2.6	---	2.6 30/09/2019	---	---	---	---	---	---	---	---	---	---	---	---	18,423.31	2.6	2.6	35101010

Number of Outstanding Securities	Nominal Value	Dividends [1]			Date of Last Coupon		Note	Shares	Closing price	% change	Previous closing price/date	Open price	Price min	Price max	Last price	Avg price	Last Bid [7]	Last Ask [7]	P/E after tax	Year	Volume	Trades	Transactions Value[8]	Company Mkt Value (thou. €)	Year low	Year high	Sector[4]
		2020	2021	2022	Dividend [2]	Right																					
7,125,216	0.650	---	---	---	01/07/2005	14/12/1999	4955	KRE.KA SA (CR)	0.28	---	0.28	06/04/2023	---	---	---	---	---	---	---	---	---	---	---	1,995.06	0.17	0.43	45102010
7,734,375	1.00	---	---	---	09/07/2007	07/01/2011	5277	LIVANIS SA (CR)	0.125	---	0.125	28/04/2023	---	---	---	---	---	---	---	---	---	---	---	966.80	0.12	0.18	40301030

## Shares' Notes

Code	Note text
( )	- Adjusted dividends.
*	- Last adjusted closing price.
[1]	- Net dividends.
[2]	- The "Date of Last Coupon" for New listings refers to the date company's stocks started to trade in Athex
[3]	- The Company Market Value is referred to the number of outstanding shares
[4]	- Sectors codification can be found in Appendix A
[5]	- The Market Value refers to the total number of shares listed (including their several classes) in the exchange by the company.
[6]	- P/E greater than 100
[7]	- Last view of the Order Book before the end of the trading session
[8]	- All Blocks Methods' Transactions Value are included.
4750	- Transfer to the Under Surveillance Category from 8/4/2011.
4955	- Transfer to the Surveillance Category as from 5/4/2013.
4957	- Transfer to the Surveillance Category as from 5/4/2013.
4958	- Transfer to the Surveillance Category as from 5/4/2013.
4959	- Transfer to the Surveillance Category as from 5/4/2013.
5093	- Transfer to the Surveillance Category as of 8/4/2015.
5141	- Transfer to the Surveillance Category as of 10/05/2017.
5160	- Transfer to the Surveillance Category as of 15/04/2016.
5165	- Transfer to the Surveillance Category as of 15/02/2018.
5179	- Suspension of trading as of 25/05/2018.
5193	- Transfer to the Surveillance Category as of 25/10/2018.
5197	- Transfer to the Surveillance Category as of 07/11/2018.
5216	- Suspension of trading as of 01/10/2019.
5232	- Transfer to the Under Surveillance Category from 08/04/2011.
5233	- Suspension of trading as of 13/05/2020.
5248	- Transfer to the Surveillance Category as of 06/09/20116.
5253	- Transfer to the Surveillance Category as of 14/5/2021.
5275	- Transfer to the Surveillance Category as of 09/07/2020.
5277	- Suspension of trading as of 02/05/2023.
5278	- Suspension of trading as of 03/05/2023.

## Securities Blocks Details

Securities	Block Volume	Price	Block Trade Value	Time of approval	Note
OTE (CR)	35,868	14.70	527,259.60	10:31:40	20
PIRAEUS FINANCIAL HOLD (CR)	100,000	2.82	281,600.00	10:49:56	20
OTE (CR)	50,733	14.70	745,775.10	10:56:48	20
OPAP (CR)	144,275	15.43	2,226,163.25	10:58:21	20
JUMBO SA (CR)	20,000	22.56	451,200.00	11:16:03	20
NATIONAL BANK (CR)	100,000	5.89	588,600.00	12:10:12	20
NATIONAL BANK (CR)	100,000	5.88	588,400.00	12:10:46	20
ALPHA SERVICES HOLD (CR)	738,819	1.48	1,096,407.40	12:42:14	20
PPC (CR)	46,887	9.95	466,525.65	12:46:39	20
NATIONAL BANK (CR)	150,000	6.00	900,000.00	12:55:54	20
OTE (CR)	50,000	14.80	740,000.00	13:00:20	20
PIRAEUS FINANCIAL HOLD (CR)	482,944	2.88	1,389,912.83	14:45:22	20
HELLENIC EXCHANGES-A.S.E. (CR)	194,000	4.82	935,080.00	15:02:20	20
OTE (CR)	50,000	14.80	740,000.00	15:04:20	20
OTE (CR)	25,000	14.80	370,000.00	15:05:01	20
PIRAEUS FINANCIAL HOLD (CR)	100,000	2.87	287,400.00	15:33:34	20
NATIONAL BANK (CR)	177,000	6.01	1,063,770.00	15:46:12	20
KIRIAKOULIS SHIPPING SA (CR)	35	1.05	36.75	16:05:14	18
AUSTRIACARD (CB)	4,375	14.80	64,750.00	16:13:26	18
AUSTRIACARD (CB)	1,100	14.80	16,280.00	16:14:32	18
AUSTRIACARD (CB)	3,848	14.90	57,335.20	16:17:10	18
KIRIAKOULIS SHIPPING SA (CR)	234	1.06	247.57	16:51:39	18
AUSTRIACARD (CB)	3,000	15.60	46,800.00	16:58:33	18
OPAP (CR)	77,712	15.88	1,234,066.56	17:00:46	20
AUSTRIACARD (CB)	1,002	15.60	15,631.20	17:01:07	18
OTE (CR)	38,501	14.78	569,044.78	17:02:29	20
AUSTRIACARD (CB)	1,000	15.78	15,780.00	17:03:31	18
GR. SARANTIS S.A. (CR)	40,000	7.40	296,000.00	17:07:53	20
NATIONAL BANK (CR)	100,000	6.04	604,000.00	17:15:49	20

## Blocks Notes

9 - Method 6-1 / Special Fees

10 - Method 6-1 / Special Fees, SDS

14 - Method 6-3 / Settlement, Incomplete Buy and Sell

18 - Method 6-2 / SPOT 1

19 - Method 6-2 / SPOT 2

20 - Method 6-1 and Method 6-1 Same Day Settlement

21 - Other Pre-agreed

**Shares Rights Details**

Occurred date	Exercise from	Exercise until	Trading until	Rights	Price min	Price max	Closing price	Last Bid	Last Ask	Volume	Trades	Transactions Value
---------------	---------------	----------------	---------------	--------	-----------	-----------	---------------	----------	----------	--------	--------	--------------------

No Rights Transactions.



---

**Forced Sales Details**

---

Securities	Category of Security	Transactions Volume	Number of Trades	Transactions Value	Note
<b>No Forced Transactions.</b>					

---

---

**Forced Sales Notes**

---

- 1 - Compulsory Public Forced Sales
- 2 - Forced Sales of Fixed Registered Shares
- 3 - Forced Sales of Remaining Fractional Shares

## Exchange Traded Funds (ETFs) Characteristics

	Transactions Date (T)	Creation / Redemption	Units (T-1)	New Units (T-1)	Redemption Units (T-1)	Units (T) [1]	Fund Assets [2]	Net Unit Price	Dividend per Unit	Dividend Date
ALPHA ETF FTSE Athex Large Cap	06/06/2023	5,000	906,928	---	---	906,928	27,040,690.00	29.8157	0.52	01/07/2022

## ETFs Notes

[1] - Units (T) = Units (T-1) + New Units (T-1) - Redemption Units (T-1)

[2] - The Creation / Redemption Units of T-1 are included.

## Non Convertible Corporate Bonds - Regulated Market

Num Listed Bonds	Nominal price	Issue price	Today's Rate	Exp. Date	Duration (years)	Note	Coupon		Trading Unit	Corporate Bonds	Accrued Int.	Yield.T.Mat	Price min	Price max	Closing price	Previous closing price/date	Volume	Transactions Value	Last order		ear min	Year max		
							Common	Preferred											Price	Buy / Sell			Date	
100,000	1,000.00	1,000.00	2.95	11/02/2027	5	---	3	---	1	SAFE BULKERS PARTICIPATIONS PLC (Non Convertible)	9.4236	4.2710	95.2001	95.2001	95.2001	97.0000	02/06/2023	1,000	961.42	95.0000	B	36/06/2023	89.9269	97.0000
320,000	1,000.00	1,000.00	3.40	21/07/2027	7	---	6	---	1	LAMDA DEVELOPMENT S.A. (Non Convertible)	12.8444	4.7900	93.5000	93.8999	93.5000	93.7570	02/06/2023	80,000	76,008.03	92.5002	B	36/06/2023	91.4001	95.5000
200,000	1,000.00	1,000.00	2.10	27/10/2027	7	---	6	---	1	O.P.A.P. S.A. (Non Convertible)	2.4500	3.9740	91.6600	93.0000	92.0706	93.0000	02/06/2023	109,000	100,950.90	92.0000	B	36/06/2023	91.4700	95.4000
200,000	1,000.00	1,000.00	1.90	23/03/2028	7	---	5	---	1	MOTOR OIL CORINTH REFINERIES SA (Non Convertible)	4.0639	3.9360	90.7000	91.5000	91.0000	91.5520	02/06/2023	20,000	18,288.28	90.6000	B	36/06/2023	87.5500	92.0000
100,000	1,000.00	1,000.00	2.70	25/05/2026	5	---	5	---	1	COSTAMARE PARTICIPATIONS PLC (Non Convertible)	1.0500	4.1500	95.5000	95.5000	95.5000	95.5000	02/06/2023	1,000	956.05	95.3700	B	36/06/2023	92.1400	97.0000
300,000	1,000.00	1,000.00	2.30	20/07/2028	7	---	4	---	1	PRODEA REIC S.A.(Non Convertible)	8.8806	5.8020	84.9000	85.4000	84.9999	85.0290	02/06/2023	38,000	32,642.55	84.8000	B	36/06/2023	82.0100	85.8000
150,000	1,000.00	1,000.00	2.65	22/10/2026	5	---	4	---	1	CPLP SHIPPING HOLDINGS PLC (Non Convertible)	3.3125	4.5230	93.6000	94.0000	93.8580	94.4800	02/06/2023	10,000	9,418.93	93.6000	B	36/06/2023	92.5500	96.0000
250,000	1,000.00	1,000.00	2.45	16/11/2028	7	---	4	---	1	ELVALHALCOR S.A. (Non Convertible)	1.5653	5.0920	87.4000	88.2000	87.7545	88.0000	02/06/2023	54,000	47,571.92	87.3820	B	36/06/2023	85.6375	91.0000
500,000	1,000.00	1,000.00	2.75	03/07/2027	7	---	6	---	1	GEK TERNA S.A. (Non Convertible)	11.9167	4.6800	91.0000	92.7700	91.9923	92.0000	02/06/2023	250,000	232,959.81	92.0000	B	36/06/2023	86.8000	92.7700
300,000	1,000.00	1,000.00	2.30	14/12/2028	7	---	3	---	1	GEK TERNA S.A. (Non Convertible)	11.2444	4.7600	87.9999	88.5000	88.3906	86.1080	02/06/2023	32,000	28,644.82	88.5000	B	36/06/2023	82.1339	88.5000
175,000	1,000.00	1,000.00	3.40	26/07/2024	5	---	8	---	1	ATTICA HOLDINGS S.A. (Non Convertible)	12.5611	4.2420	98.0000	98.8000	98.4493	98.5000	02/06/2023	74,000	73,782.02	98.1000	B	36/06/2023	96.6179	98.9000
230,000	1,000.00	1,000.00	4.70	12/07/2029	7	---	2	---	1	LAMDA DEVELOPMENT S.A. (Non convertible)	19.1917	4.6240	99.4000	99.7600	99.4080	99.4000	02/06/2023	11,000	11,166.71	99.0300	B	36/06/2023	94.9889	101.0000
100,000	1,000.00	1,000.00	4.40	26/07/2029	7	---	2	---	1	CPLP SHIPPING HOLDINGS PLC (Non Convertible)	16.2556	4.2390	98.6403	99.9889	99.9889	99.9800	02/06/2023	12,000	12,053.11	98.6400	B	36/06/2023	97.2369	100.8000
200,000	1,000.00	1,000.00	3.60	12/03/2026	7	---	9	---	1	AEGEAN AIRLINES S.A. (Non Convertible)	8.7000	3.5460	97.3000	98.7394	98.7394	98.7480	02/06/2023	135,000	133,600.50	97.8000	B	36/06/2023	95.6301	98.9000
150,000	1,000.00	1,000.00	2.60	22/10/2026	7	---	8	---	1	TERNA ENERGY FINANCE S.A. (Non Convertible)	3.2500	4.3270	93.5010	95.6900	93.6106	94.4090	01/06/2023	77,000	73,411.07	93.6105	B	36/06/2023	92.5000	95.7400
100,000	1,000.00	1,000.00	2.80	25/01/2027	5	---	3	---	1	PREMIA S.A. (Non Convertible)	10.4222	5.2980	90.5500	91.9000	91.6538	92.8060	31/05/2023	16,000	14,831.36	91.0000	B	36/06/2023	87.6862	95.9899
120,000	1,000.00	1,000.00	3.95	04/04/2025	7	---	11	---	1	GEK TERNA S.A. (Non Convertible)	7.1319	3.3250	99.3000	100.0000	99.8870	99.1600	01/06/2023	138,000	138,828.21	99.3000	B	36/06/2023	97.5523	100.0000
20,148	1,000.00	1,000.00	4.95	26/06/2023	5	---	10	---	1	B&F COMM. & GARM. INDUS. S.A. (Non Convertible)	22.4125	3.9650	---	---	---	100.0000	31/05/2023	---	---	98.5703	B	36/06/2023	99.0571	100.6899

## Corporate Bonds Notes

Transactions Volume = (Pieces) \* (Nominal Price). Transactions Value = (Pieces) \* (Nominal Price) \* (price %) + (Accrued interest).

The price of a Bond is stated as a percentage (%) of Bond's Nominal Price.

Nominal Price in Euros (€), except if it is noted differently.

## Non Convertible Corporate Bonds - Regulated Market

Num Listed Bonds	Nominal price	Issue price	Today's Rate	Exp. Date	Duration (years)	Note	Coupon		Trading Unit	Corporate Bonds	Accrued Int.	Yield.T.Mat	Price min	Price max	Closing price	Previous closing price/date	Volume	Transactions Value	Last order		ear min	Year max		
							Common	Preferred											Price	Buy / Sell			Date	
120,000	1,000.00	1,000.00	2.65	06/12/2028	7	---	4	---	1	NOVAL PROPERTY REIC (Non Convertible)	0.1472	5.2200	87.6000	88.4082	87.9800	87.5040	02/06/2023	58,000	51,106.62	87.8100	B	06/06/2023	84.3700	90.8700

## Corporate Bonds Notes

Transactions Volume = (Pieces) \* (Nominal Price). Transactions Value = (Pieces) \* (Nominal Price) \* (price %) + (Accrued interest).

The price of a Bond is stated as a percentage (%) of Bond's Nominal Price.

Nominal Price in Euros (€), except if it is noted differently.

## Government Bonds

Number Listed Bonds	Nominal price	Today's Rate	Accrued Interest Calc	Exp. Date [1]	Duration (years)	Note	Coupons Date	Curr. coupon value	Trading Unit	Government Bonds	Price min	Price max	Closing price	Previous closing price/date	Volume	Transactions Value	Price	Last order Buy / Sell	Date
4,500,000	1,000.00	1.88	Actual/Actual	04/02/2035	15	---	04/02	1.88	1	GGB-FXD-040235-15Y-1.875-1.000	---	---	---	---	---	---	---	---	---
2,500,000	1,000.00	3.45	Actual/Actual	02/04/2024	5	---	02/04	3.45	1	GGB-FXD-020424-05Y-3.450-1.000	---	---	---	---	---	---	---	---	---
6,000,000	1,000.00	0.75	Actual/Actual	18/06/2031	10	---	18/06	0.75	1	GGB-FXD-180631-10Y-0.750-1.000	---	---	---	---	---	---	---	---	---
2,500,000	1,000.00	3.88	Actual/Actual	15/06/2028	5	---	15/06	3.88	1	GGB-FXD-150628-05Y-3.875-1.000	---	---	---	---	---	---	---	---	---
5,962,747,327	1.00	3.75	Actual/Actual	30/01/2028	10	---	/02 - 01/02 - 31/	3.75	1	GGB-FXD-300128-10Y-3.750-1.000	---	---	---	85.4610 13/07/2018	---	---	1.0000	B	28/11/2018
7,067,309,386	1.00	3.90	Actual/Actual	30/01/2033	15	---	/02 - 01/02 - 31/	3.90	1	GGB-FXD-300133-15Y-3.900-1.000	---	---	---	78.6730 13/07/2018	---	---	1.0000	B	28/11/2018
5,622,848,349	1.00	4.00	Actual/Actual	30/01/2037	19	---	/02 - 01/02 - 31/	4.00	1	GGB-FXD-300137-19Y-4.000-1.000	---	---	---	77.0370 13/07/2018	---	---	1.0000	B	28/11/2018
5,276,770,669	1.00	4.20	Actual/Actual	30/01/2042	24	---	/02 - 01/02 - 31/	4.20	1	GGB-FXD-300142-24Y-4.200-1.000	---	---	---	77.7640 13/07/2018	---	---	1.0000	B	28/11/2018
48,794,718	1.00	4.30	Actual/Actual	24/02/2024	12	---	24/02	4.30	1	GGB-FXD-240224-12Y-2.000-1.000	---	---	---	10.0000 22/06/2015	---	---	---	---	---
40,248,141	1.00	4.30	Actual/Actual	24/02/2025	13	---	24/02	4.30	1	GGB-FXD-240225-13Y-2.000-1.000	---	---	---	10.0000 22/06/2015	---	---	---	---	---
59,586,043	1.00	4.30	Actual/Actual	24/02/2026	14	---	24/02	4.30	1	GGB-FXD-240226-14Y-2.000-1.000	---	---	---	10.0000 22/06/2015	---	---	---	---	---
41,118,344	1.00	4.30	Actual/Actual	24/02/2027	15	---	24/02	4.30	1	GGB-FXD-240227-15Y-2.000-1.000	---	---	---	10.0000 22/06/2015	---	---	---	---	---
45,137,734	1.00	4.30	Actual/Actual	24/02/2028	16	---	24/02	4.30	1	GGB-FXD-240228-16Y-2.000-1.000	---	---	---	10.0000 22/06/2015	---	---	---	---	---
61,768,888	1.00	4.30	Actual/Actual	24/02/2029	17	---	24/02	4.30	1	GGB-FXD-240229-17Y-2.000-1.000	---	---	---	10.0000 22/06/2015	---	---	---	---	---
54,567,744	1.00	4.30	Actual/Actual	24/02/2030	18	---	24/02	4.30	1	GGB-FXD-240230-18Y-2.000-1.000	---	---	---	10.0000 22/06/2015	---	---	---	---	---
37,541,515	1.00	4.30	Actual/Actual	24/02/2031	19	---	24/02	4.30	1	GGB-FXD-240231-19Y-2.000-1.000	---	---	---	10.0000 22/06/2015	---	---	---	---	---
37,558,317	1.00	4.30	Actual/Actual	24/02/2032	20	---	24/02	4.30	1	GGB-FXD-240232-20Y-2.000-1.000	---	---	---	10.0000 22/06/2015	---	---	---	---	---
37,473,732	1.00	4.30	Actual/Actual	24/02/2033	21	---	24/02	4.30	1	GGB-FXD-240233-21Y-2.000-1.000	---	---	---	10.0000 22/06/2015	---	---	---	---	---
33,888,293	1.00	4.30	Actual/Actual	24/02/2034	22	---	24/02	4.30	1	GGB-FXD-240234-22Y-2.000-1.000	---	---	---	10.0000 22/06/2015	---	---	---	---	---
35,177,800	1.00	4.30	Actual/Actual	24/02/2035	23	---	24/02	4.30	1	GGB-FXD-240235-23Y-2.000-1.000	---	---	---	10.0000 22/06/2015	---	---	---	---	---
35,547,268	1.00	4.30	Actual/Actual	24/02/2036	24	---	24/02	4.30	1	GGB-FXD-240236-24Y-2.000-1.000	---	---	---	10.0000 22/06/2015	---	---	---	---	---
40,246,306	1.00	4.30	Actual/Actual	24/02/2037	25	---	24/02	4.30	1	GGB-FXD-240237-25Y-2.000-1.000	---	---	---	10.0000 22/06/2015	---	---	---	---	---
37,643,952	1.00	4.30	Actual/Actual	24/02/2038	26	---	24/02	4.30	1	GGB-FXD-240238-26Y-2.000-1.000	---	---	---	10.0000 22/06/2015	---	---	---	---	---
36,977,100	1.00	4.30	Actual/Actual	24/02/2039	27	---	24/02	4.30	1	GGB-FXD-240239-27Y-2.000-1.000	---	---	---	10.0000 22/06/2015	---	---	---	---	---
41,615,000	1.00	4.30	Actual/Actual	24/02/2040	28	---	24/02	4.30	1	GGB-FXD-240240-28Y-2.000-1.000	---	---	---	10.0000 22/06/2015	---	---	---	---	---
42,227,208	1.00	4.30	Actual/Actual	24/02/2041	29	---	24/02	4.30	1	GGB-FXD-240241-29Y-2.000-1.000	---	---	---	10.0000 22/06/2015	---	---	---	---	---
68,288,487	1.00	4.30	Actual/Actual	24/02/2042	30	---	24/02	4.30	1	GGB-FXD-240242-30Y-2.000-1.000	---	---	---	10.0000 22/06/2015	---	---	---	---	---
4,000,000	1,000.00	3.88	Actual/Actual	12/03/2029	10	---	12/03	3.88	1	GGB-FXD-120329-10Y-3.875-1.000	---	---	---	---	---	---	100.0000	B	15/10/2019
4,500,000	1,000.00	0.00	Actual/Actual	12/02/2026	5	---	12/02	0.00	1	GGB-FXD-120226-05Y-0.000-1.000	---	---	---	---	---	---	---	---	---
3,000,000	1,000.00	3.38	Actual/Actual	15/02/2025	7	---	15/02	3.38	1	GGB-FXD-150225-07Y-3.375-1.000	---	---	---	---	---	---	---	---	---
964,000	1,000.00	3.25	Actual/Actual	20/03/2025	6	---	20/03	3.25	1	GGB-FXD-200325-06Y-3.250-1.000	---	---	---	---	---	---	---	---	---
2,100,000	1,000.00	3.55	Actual/Actual	20/03/2026	7	---	20/03	3.55	1	GGB-FXD-200326-07Y-3.550-1.000	---	---	---	---	---	---	---	---	---
40,000	1,000.00	2.18	FLR Actual/360	16/09/2023	1	---	16/03 - 16/09	---	1	GGB-FLT-160923-01Y-2.178-1.000	---	---	---	---	---	---	---	---	---
5,500,000	1,000.00	1.50	Actual/Actual	18/06/2030	10	---	18/06	1.50	1	GGB-FXD-180630-10Y-1.500-1.000	---	---	---	---	---	---	---	---	---

## Government Bonds Notes

Transactions Volume = (Pieces) \* (Nominal Price). Transactions Value = (Pieces) \* (Nominal Price) \* (price %) + (Accrued interest).

The Value of current coupon for the issues with NV 0.01 euro refers to NV 100 euros

FLR: Floating Interest Rate.

[1] - The Expiration Date of the interest bearing period and the Date for coupon payment.

## Government Bonds

Number Listed Bonds	Nominal price	Today's Rate	Accrued Interest Calc	Exp. Date [1]	Duration (years)	Note	Coupons Date	Curr. coupon value	Trading Unit	Government Bonds	Price min	Price max	Closing price	Previous closing price/date	Volume	Transactions Value	Price	Last order Buy / Sell	Date
5,364,250	1,000.00	3.25	Actual/Actual	20/03/2050	30	---	20/03	3.25	1	GGB-FXD-200350-30Y-3.250-1.000	---	---	---	---	---	---	---	---	---
3,924,361	1,000.00	2.00	Actual/Actual	22/04/2027	7	---	22/04	2.00	1	GGB-FXD-220427-07Y-2.000-1.000	---	---	---	---	---	---	99.9000	B	22/04/2020
2,500,000	1,000.00	1.88	Actual/Actual	23/07/2026	7	---	23/07	1.88	1	GGB-FXD-230726-07Y-1.875-1.000	---	---	---	---	---	---	---	---	---
4,050,000	1,000.00	4.25	Actual/Actual	15/06/2033	10	---	15/06	4.25	1	GGB-FXD-150633-10Y-4.250-1.000	---	---	---	---	---	---	---	---	---
3,500,000	1,000.00	1.88	Actual/Actual	24/01/2052	30	---	24/01	1.88	1	GGB-FXD-240152-30Y-1.875-1.000	---	---	---	---	---	---	---	---	---
3,700,000	1,000.00	1.75	Actual/Actual	18/06/2032	10	---	18/06	1.75	1	GGB-FXD-180632-10Y-1.750-1.000	---	---	---	---	---	---	---	---	---
2,200,000	1,000.00	1.13	FLR Actual/360	15/12/2027	5	---	- 15/12 - 15/03 -	---	1	GGB-FLT-151227-05Y-1.130-1.000	---	---	---	---	---	---	102.1600	B	30/12/2022

## Government Bonds Notes

Transactions Volume = (Pieces) \* (Nominal Price). Transactions Value = (Pieces) \* (Nominal Price) \* (price %) + (Accrued interest).

The Value of current coupon for the issues with NV 0.01 euro refers to NV 100 euros

FLR: Floating Interest Rate.

[1] - The Expiration Date of the interest bearing period and the Date for coupon payment.

Treasury Bills & Zero Coupon Government Bonds

Issue Date	13-Week Maturity									26-Week Maturity									52-Week Maturity								
	Exp. Date	Initial Rate	Num Listed Bonds	Nominal price	Issue price	Last Trade Price	Last Trade Date	Volume Traded	Note	Exp. Date	Initial Rate	Num Listed Bonds	Nominal price	Issue price	Last Trade Price	Last Trade Date	Volume Traded	Note	Exp. Date	Initial Rate	Num Listed Bonds	Nominal price	Issue price	Last Trade Price	Last Trade Date	Volume Traded	Note
10/06/2022	---	---	---	---	---	---	---	---	---	---	---	---	---	---	---	---	---	---	09/06/2023	0.83	1,600,000	1,000.00	991.68	---	---	---	---
09/09/2022	---	---	---	---	---	---	---	---	---	---	---	---	---	---	---	---	---	---	08/09/2023	1.97	1,000,000	1,000.00	980.47	---	---	---	---
09/12/2022	---	---	---	---	---	---	---	---	---	---	---	---	---	---	---	---	---	---	08/12/2023	2.73	600,000	1,000.00	973.10	---	---	---	---
10/03/2023	---	---	---	---	---	---	---	---	---	---	---	---	---	---	---	---	---	---	08/03/2024	3.75	1,000,000	1,000.00	963.46	---	---	---	---

Bonds in Circulation	Currency / Min nominal traded Value	Coupons Payment Date	Current Coupon Value	Note	Coupon	Trading Unit	Issue Date	Duration (years)	Today's Interest	A.I.C in days	Bonds	Last price of previous days		Last Outcry in Cash (euro)			Trades in Pieces	Life min	Life Max
												Price	Buy / Sell	Price	Buy / Sell	Date			
<b>Corporate Bonds in Foreign Currency and Euro</b>																			
103,746	GBP / 10	01/12	0.25	---	64	1	01/12/1930	98	2.5	360	National Mortgage Bank	2.27	05/02/1996	2.27	S	05/02/1996	---	2.27	2.27
0	GBP / 10	01/12	0.25	---	66	1	01/12/1928	100	2.5	360	National Mortgage Bank	---	---	---	---	---	---	---	---

## Government Bonds Notes

A.I.C: Accrued Interest Calculation base.

FLR: Floating Interest Rate.

The minimum tradeable Nominal Value for all Demeterialised Government Titles is 100 Euros.

(μφρ-0)



## Athex &amp; ATHEXClear Members List

Member Name	Stock Market			Derivatives Market		ATHEXClear Member				
	Address	Phone	Fax	Market Member	Remote Member	Market Maker	Proprietary	Market Maker	General Clearing	Direct Clearing
A. SARRIS SECURITIES S.A. 6, ΔΡΑΓΑΤΣΑΝΙΟΥ 6 ΑΘΗΝΑ	2103367700			a						
AEONIC SECURITIES C.I.F. P.L.C. , ΛΑΪΟΥ 6, ΓΡ. 301B, ANNA COURT	35725337600			a						
ALPHA BANK S.A. , ΣΤΑΔΙΟΥ 40 ΑΘΗΝΑ	2103260000								a	
ALPHA FINANCE INVESTMENT SERVICES SINGLE MEMBER SA 5, ΠΑΝΕΠΙΣΤΗΜΙΟΥ 45 ΑΘΗΝΑ	2103677400			a		a	a	a		a
ARGUS STOCKBROKERS LTD 25 , 25 ΛΕΩΦΟΡΟΣ ΔΗΜΟΣΘΕΝΗ ΣΕΒΕΡΗ	0035722717000			a	a		a			
ATLANTIC SECURITIES LTD 37, ΠΡΟΔΡΟΜΟΥ 37	0035722445400			a	a					
AXON SECURITIES S.A. 48, ΣΤΑΔΙΟΥ 48 ΑΘΗΝΑ	2103363800			a			a			
BETA SECURITIES S.A. 29 , Λ.ΑΛΕΞΑΝΔΡΑΣ 29 ΑΘΗΝΑ	2106478930			a		a	a			a
BNP PARIBAS S.A. , ΛΑΜΨΑΚΟΥ 2 ΑΘΗΝΑ	2107468525								a	
BOFA SECURITIES EUROPE SA , 112 AVENUE KL'BER 75116	+33 153655555			a	a					
CAPITAL SECURITIES S.A. 58, ΜΗΤΡΟΠΟΛΕΩΣ 58 ΑΘΗΝΑ	2103369700			a			a			
CITIGROUP GLOBAL MARKETS EUROPE AG 16, REUTERWEG 16	+49 691366-0			a	a					
CITIGROUP GLOBAL MARKETS LIMITED 1, 33 CANADA SQUARE -CANARY WHARF	+44 02079864000			a						
CREDIT SUISSE BANK (EUROPE), S.A. , CALLE AYALA 42, 3A PLANTA-B MADRID	+34917916000			a	a					
CREDIT SUISSE SECURITIES (EUROPE) LIMITED 1 , ONE CABOT SQUARE LONDON	+44 2078888888			a						
CYCLOS SECURITIES S.A. 39, ΧΑΡΙΛΑΟΥ ΤΡΙΚΟΥΠΗ 6-8-10 ΑΘΗΝΑ	2103364300			a			a			
DEUTSCHE BANK S.A. 1 , GREAT WINCHESTER STREET LONDON	+44 20 754 54209	00441133361437			a					
EUROBANK EQUITIES INVESTMENT FIRM SINGLE MEMBER SA , ΦΙΛΕΛΛΗΝΩΝ 10 & ΞΕΝΟΦΩΝΤΟΣ 13 ΑΘΗΝΑ	2103720425			a		a	a			a
EUROBANK S.A. , ΟΘΩΝΟΣ 8 ΑΘΗΝΑ	2103337000								a	
EUROCORP INVESTMENT SERVICES S.A. 14, ΠΛ.ΦΙΛΙΚΗΣ ΕΤΑΙΡΕΙΑΣ 14 ΑΘΗΝΑ	2107263600			a			a			a
EUOTRUST INVESTMENT FIRM SA 113, ΣΕΒΑΣΤΟΥΠΟΛΕΩΣ 113 ΑΘΗΝΑ	2103363100			a						
EUROXX SECURITIES S.A. 7, ΠΑΛΑΙΟΛΟΓΟΥ ΧΑΛΑΝΔΡΙ	(210)-6879400	(210)-6879401								
7, ΠΑΛΕΟΛΟΓΟΥ ΧΑΛΑΝΔΡΙ	+30 2106879400	210-6879401								
FREEDOM FINANCE EUROPE LTD , ΧΡΙΣΤΑΚΗ ΚΡΑΝΟΥ 20	035725257786				a					
G. A. PERVANAS SECURITIES- INVESTMENT SERVICES S.A. 7-9, ΣΟΦΟΚΛΕΟΥΣ 7-9 ΑΘΗΝΑ	2103727200			a						
GLOBAL CAPITAL SECURITIES & FINANCIAL SERVICES LTD 50, ΛΑΡΧΙΕΠΙΣΚΟΠΟΥ ΜΑΚΑΡΙΟΥ Γ50	0035722710710			a	a					
GREENPOST TRADING EUROPE LTD , ΚΙΜΩΝΟΣ 3, ACROPOLIS MANSIONS, 2ND FLOOR, FLAT/OFFICE 202	035722521389				a					
HELLENIC AMERICAN SECURITIES S.A. 27, ΑΝΔΡΕΑ ΠΑΠΑΝΔΡΕΟΥ 27 ΜΑΡΟΥΣΙ	2103311100			a		a	a			a
HELLENIC BANK (INVESTMENTS) LTD , ΑΥΞ.ΚΥΡΙΑΚΟΥ ΜΑΤΣΙ 31 - PO BOX 24747 NICOSIA	+357 22500100	357 22500110			a					
HSBC CONTINENTAL EUROPE 109-111, Λ.ΜΕΣΟΓΕΙΩΝ 109-111	2106960000								a	
INDEX SECURITIES S.A. 6, ΔΡΑΓΑΤΣΑΝΙΟΥ 6 ΑΘΗΝΑ	2103213920			a						
J. CHR. MAVRIKIS SECURITIES S.A. 5, ΣΟΦΟΚΛΕΟΥΣ 5 ΑΘΗΝΑ	2103216730			a						

## Athex &amp; ATHEXClear Members List

Member Name	Stock Market			Derivatives Market		ATHEXClear Member				
	Address	Phone	Fax	Market Member	Remote Member	Market Maker	Proprietary	Market Maker	General Clearing	Direct Clearing
KAPPA SECURITIES S.A.				a			a			
15, ΒΑΛΑΩΡΙΤΟΥ 15 ΑΘΗΝΑ	2103678600									
KARAMANOF SECURITIES & INVESTMENT SERVICES S.A.				a						
2, ΠΛ.ΑΓ.ΘΕΟΔΩΡΩΝ 2 ΑΘΗΝΑ	2103212947									
LAIKI FINANCIAL SERVICES LTD					a					
26, AVE. VYRONOS NICOSIA	357 22367367	357 22718567								
LEON DEPOLAS SECURITIES S.A.				a		a	a			
1, ΧΡΗΣΤΟΥ ΛΑΔΑ 1 ΑΘΗΝΑ	2103213276 -28									
MEGA EQUITY SECURITIES & FINANCIAL SERVICES PUBLIC LTD				a	a		a			
42-44, ΛΕΩΦ.ΓΡΙΒΑ ΔΙΓΕΝΗ 42-44	0035722711711									
MERIT SECURITIES S.A				a		a	a			a
5, ΣΟΦΟΚΛΕΟΥΣ 5 ΑΘΗΝΑ	2103671880									
MERRILL LYNCH INTERNATIONAL				a						
2, 2 KING EDWARD STREET LONDON	+44 20276281000									
N. CHRYSOCHOIDIS SECURITIES S.A.				a			a			a
7-9, ΣΟΦΟΚΛΕΟΥΣ 7-9 ΑΘΗΝΑ	2103213913									
NATIONAL BANK OF GREECE S.A.				a			a		a	
86, ΑΙΟΛΟΥ STR. ΑΘΗΝΑ	(210)-3341000	(210)-3228187								
68, ΑΚΑΔΙΜΙΑΣ STR. ΑΘΗΝΑ	(210)-3328817	(210)-3328678								
NATIONAL SECURITIES SINGLE MEMBER SA				a		a	a	a		
66, ΛΕΩΦΟΡΟΣ ΑΘΗΝΩΝ 128-132 & ΙΦΙΓΕΝΙΑΣ ΑΘΗΝΑ	2103328784									
NUNTIUS BROKERAGE AND INVESTMENT SERVICES S.A				a						
6, ΔΡΑΓΑΤΣΑΝΙΟΥ 6 ΑΘΗΝΑ	2103350599									
ONE PLUS CAPITAL LIMITED				a	a					
, 75 PRODROMOU AVENUE NICOSIA 1307	35722873760									
OPTIMA BANK S.A.				a		a	a	a	a	
32, ΑΙΓΙΑΛΕΙΑΣ 32 & ΠΑΡΑΔΕΙΣΟΥ ΜΑΡΟΥΣΙ	2108173663									
PANCRETA BANK S.A									a	
, ΙΚΑΡΟΥ 5	2810 338800									
PANTELAKIS SECURITIES S.A.				a		a	a	a		
57, ΕΘΝΙΚΗΣ ΑΝΤΙΣΤΑΣΕΩΣ 57, ΚΤΙΡΙΟ Β CHALANDRI	2106965000									
PEGASUS SECURITIES S.A				a			a			
17, ΒΑΛΑΩΡΙΤΟΥ 17 & ΑΜΕΡΙΚΗΣ ΑΘΗΝΑ	2103670700									
PIRAEUS BANK S.A.				a			a		a	
, ΑΜΕΡΙΚΗΣ 4 ΑΘΗΝΑ	2103335000									
PIRAEUS SECURITIES S. A.				a		a	a	a		a
10, ΣΤΑΔΙΟΥ 10 ΑΘΗΝΑ	2103354100									
PROCHOICE SECURITIES LTD				a	a					
57, ΛΕΩΦ.ΣΠΥΡΟΥ ΚΥΠΡΙΑΝΟΥ 57, ΑΚΙΝΗΤΑ Φ	035724661192									
SHARELINK SECURITIES & FINANCIAL SERVICES LTD				a			a			
6, HOUSE-ΘΕΟΤΟΚΗ 6 ΜΕΓΑΡΟ ΕΛΛΗΝΑ	+357 22554200									
SOCIETE GENERALE S.A.				a	a		a			
, 17 COURS VALMY, CEDEX	+157290504									
SOLIDUS SECURITIES S.A				a			a			a
64, ΛΟΥΙΖΗΣ ΡΙΑΝΚΟΥΡ 64 ΑΘΗΝΑ	2106900600									
ST. EM. LAVRENTAKIS SECURITIES S.A.				a			a			
7-9, ΣΟΦΟΚΛΕΟΥΣ 7-9 ΑΘΗΝΑ	2103213336									
THE CYPRUS INVESTMENT & SECURITIES CORPORATION LTD				a	a					
154, ΑΓΙΟΥ ΠΡΟΚΟΠΙΟΥ & ΠΟΣΕΙΔΩΝΟΣ 1	0035722121700									
UBS EUROPE SE				a	a					
, OPERNTURM, BOCKENHEIMER LANDSTRASSE 2-4	496921790									
UBS LIMITED					a					
1, FINSBURY AVENUE LONDON	+44 2075687135									

## List of Stocks under Market Making operations

Securities	Market Maker	Start Market Making	Stock Category
<b>MLS MULTIMEDIA SA (CR)</b>			<b>Suspension Status</b>
	PIRAEUS SECURITIES S. A.	01/08/2019	
<b>ALPHA ETF FTSE Athex Large Cap</b>			<b>Exchange Traded Funds (ETFs)</b>
	ALPHA FINANCE INVESTMENT SERVICES SINGLE MEMBER SA	02/01/1900	
	NATIONAL SECURITIES SINGLE MEMBER SA	02/01/1900	
<b>ADMIE (IPTO) HOLDING S.A. (CR)</b>			<b>Main Market</b>
	EUROBANK EQUITIES INVESTMENT FIRM SINGLE MEMBER SA	24/05/2021	
	HELLENIC AMERICAN SECURITIES S.A.	09/03/2020	
	PIRAEUS SECURITIES S. A.	29/06/2017	
<b>AEGEAN AIRLINES (CR)</b>			<b>Main Market</b>
	EUROBANK EQUITIES INVESTMENT FIRM SINGLE MEMBER SA	22/09/2020	
<b>ALPHA SERVICES HOLD (CR)</b>			<b>Main Market</b>
	ALPHA FINANCE INVESTMENT SERVICES SINGLE MEMBER SA	29/02/2016	
	EUROBANK EQUITIES INVESTMENT FIRM SINGLE MEMBER SA	22/10/2006	
	HELLENIC AMERICAN SECURITIES S.A.	25/07/2014	
	LEON DEPOLAS SECURITIES S.A.	04/01/2016	
	MERIT SECURITIES S.A	03/09/2012	
	NATIONAL SECURITIES SINGLE MEMBER SA	02/01/1900	
	PIRAEUS SECURITIES S. A.	28/05/2009	
<b>ALPHA TRUST (CR)</b>			<b>Main Market</b>
	EUROBANK EQUITIES INVESTMENT FIRM SINGLE MEMBER SA	06/02/2023	
	LEON DEPOLAS SECURITIES S.A.	04/01/2021	
<b>ANDROMEDA SA (CR)</b>			<b>Main Market</b>
	BETA SECURITIES S.A.	15/02/2021	
	OPTIMA BANK S.A.	03/04/2023	
<b>ATTICA BANK S.A. (CR)</b>			<b>Main Market</b>
	EUROXX SECURITIES S.A.	22/01/2016	
	PIRAEUS SECURITIES S. A.	20/09/2017	
<b>AUSTRIACARD (CB)</b>			<b>Main Market</b>
	BETA SECURITIES S.A.	23/03/2023	
	EUROBANK EQUITIES INVESTMENT FIRM SINGLE MEMBER SA	15/05/2023	
<b>AUTOHELLAS SA (CR)</b>			<b>Main Market</b>
	ALPHA FINANCE INVESTMENT SERVICES SINGLE MEMBER SA	01/07/2019	
	EUROXX SECURITIES S.A.	02/07/2018	
<b>AVAX S.A. (CR)</b>			<b>Main Market</b>
	EUROBANK EQUITIES INVESTMENT FIRM SINGLE MEMBER SA	14/12/2015	
	PIRAEUS SECURITIES S. A.	01/02/2021	
<b>AVE (CR)</b>			<b>Main Market</b>
	EUROXX SECURITIES S.A.	05/06/2020	
<b>BRIQ PROPERTIES (CR)</b>			<b>Main Market</b>
	EUROBANK EQUITIES INVESTMENT FIRM SINGLE MEMBER SA	09/09/2019	
	LEON DEPOLAS SECURITIES S.A.	22/02/2021	
<b>CC HBC AG (CR)</b>			<b>Main Market</b>
	BETA SECURITIES S.A.	08/03/2021	
	NATIONAL SECURITIES SINGLE MEMBER SA	02/01/1900	
	PIRAEUS SECURITIES S. A.	04/05/2015	
<b>CENERGY HOLDINGS (CB)</b>			<b>Main Market</b>
	ALPHA FINANCE INVESTMENT SERVICES SINGLE MEMBER SA	02/01/2016	
	EUROBANK EQUITIES INVESTMENT FIRM SINGLE MEMBER SA	02/01/2016	
	OPTIMA BANK S.A.	14/03/2022	
	PANTELAKIS SECURITIES S.A.	27/12/2022	
<b>CNL CAPITAL (CR)</b>			<b>Main Market</b>
	MERIT SECURITIES S.A	01/10/2018	
<b>DIMAND (CR)</b>			<b>Main Market</b>
	ALPHA FINANCE INVESTMENT SERVICES SINGLE MEMBER SA	08/08/2022	
	EUROBANK EQUITIES INVESTMENT FIRM SINGLE MEMBER SA	08/08/2022	
	PANTELAKIS SECURITIES S.A.	15/05/2023	
<b>EKTER SA (CR)</b>			<b>Main Market</b>
	BETA SECURITIES S.A.	26/09/2022	
	EUROBANK EQUITIES INVESTMENT FIRM SINGLE MEMBER SA	16/10/2017	
	LEON DEPOLAS SECURITIES S.A.	21/05/2018	
<b>ELASTRON (CR)</b>			<b>Main Market</b>
	LEON DEPOLAS SECURITIES S.A.	20/02/2017	
<b>ELLAKTOR (CR)</b>			<b>Main Market</b>
	ALPHA FINANCE INVESTMENT SERVICES SINGLE MEMBER SA	18/03/2019	
	EUROBANK EQUITIES INVESTMENT FIRM SINGLE MEMBER SA	01/06/2012	
	EUROXX SECURITIES S.A.	24/09/2018	
	NATIONAL SECURITIES SINGLE MEMBER SA	02/01/1900	
	PIRAEUS SECURITIES S. A.	22/10/2018	

## List of Stocks under Market Making operations

Securities	Stock Category
Market Maker	Start Market Making
<b>ELTON SA (CR)</b>	Main Market
BETA SECURITIES S.A.	03/09/2012
EUROBANK EQUITIES INVESTMENT FIRM SINGLE MEMBER SA	28/11/2022
OPTIMA BANK S.A.	30/01/2023
<b>ELVALHALCOR (CR)</b>	Main Market
ALPHA FINANCE INVESTMENT SERVICES SINGLE MEMBER SA	07/05/2018
BETA SECURITIES S.A.	09/01/2023
EUROBANK EQUITIES INVESTMENT FIRM SINGLE MEMBER SA	07/05/2018
<b>ENTERSOFT (CR)</b>	Main Market
ALPHA FINANCE INVESTMENT SERVICES SINGLE MEMBER SA	23/03/2023
EUROBANK EQUITIES INVESTMENT FIRM SINGLE MEMBER SA	22/06/2020
<b>EUROBANK HOLDINGS (CR)</b>	Main Market
ALPHA FINANCE INVESTMENT SERVICES SINGLE MEMBER SA	09/01/2006
EUROBANK EQUITIES INVESTMENT FIRM SINGLE MEMBER SA	01/06/2012
HELLENIC AMERICAN SECURITIES S.A.	25/07/2014
LEON DEPOLAS SECURITIES S.A.	30/11/2018
MERIT SECURITIES S.A.	06/11/2017
NATIONAL SECURITIES SINGLE MEMBER SA	02/01/1900
PIRAEUS SECURITIES S. A.	28/09/2009
<b>EUROCONSULTANTS S.A. (CR)</b>	Main Market
OPTIMA BANK S.A.	01/02/2023
<b>EYDAP S.A. (CR)</b>	Main Market
ALPHA FINANCE INVESTMENT SERVICES SINGLE MEMBER SA	27/01/2020
EUROBANK EQUITIES INVESTMENT FIRM SINGLE MEMBER SA	10/06/2019
<b>FOURLIS (CR)</b>	Main Market
EUROBANK EQUITIES INVESTMENT FIRM SINGLE MEMBER SA	01/12/2016
PIRAEUS SECURITIES S. A.	06/03/2017
<b>GEK TERNA (CR)</b>	Main Market
BETA SECURITIES S.A.	08/03/2021
EUROBANK EQUITIES INVESTMENT FIRM SINGLE MEMBER SA	24/05/2021
PIRAEUS SECURITIES S. A.	29/08/2019
<b>GR. SARANTIS S.A. (CR)</b>	Main Market
BETA SECURITIES S.A.	14/05/2012
EUROBANK EQUITIES INVESTMENT FIRM SINGLE MEMBER SA	24/10/2016
<b>HELLENIC EXCHANGES-A.S.E. (CR)</b>	Main Market
HELLENIC AMERICAN SECURITIES S.A.	01/09/2014
NATIONAL SECURITIES SINGLE MEMBER SA	02/01/1900
PIRAEUS SECURITIES S. A.	04/05/2015
<b>HELLENIO ENERGY (CR)</b>	Main Market
HELLENIC AMERICAN SECURITIES S.A.	14/09/2015
PIRAEUS SECURITIES S. A.	20/03/2017
<b>IDEAL HOLDINGS (CR)</b>	Main Market
EUROBANK EQUITIES INVESTMENT FIRM SINGLE MEMBER SA	07/06/2021
PIRAEUS SECURITIES S. A.	07/06/2021
<b>INTERCONTINENTAL (CR)</b>	Main Market
LEON DEPOLAS SECURITIES S.A.	03/06/2019
<b>INTERLIFE G.C.I.(CR)</b>	Main Market
BETA SECURITIES S.A.	24/10/2022
<b>INTERWOOD-XYLEMPORIA (CR)</b>	Main Market
EUROBANK EQUITIES INVESTMENT FIRM SINGLE MEMBER SA	05/07/2021
PANTELAKIS SECURITIES S.A.	01/07/2021
<b>INTRAKAT (CR)</b>	Main Market
BETA SECURITIES S.A.	04/10/2021
PANTELAKIS SECURITIES S.A.	10/10/2022
<b>JUMBO SA (CR)</b>	Main Market
BETA SECURITIES S.A.	01/02/2021
EUROBANK EQUITIES INVESTMENT FIRM SINGLE MEMBER SA	25/05/2020
MERIT SECURITIES S.A.	06/11/2017
PIRAEUS SECURITIES S. A.	06/03/2017
<b>KLOUKINAS - LAPPAS SA (CR)</b>	Main Market
OPTIMA BANK S.A.	02/01/2023
<b>KRI-KRI S.A. (CR)</b>	Main Market
EUROBANK EQUITIES INVESTMENT FIRM SINGLE MEMBER SA	07/05/2018
LEON DEPOLAS SECURITIES S.A.	16/01/2017
<b>LAMDA DEVELOPMENT SA (CR)</b>	Main Market
EUROBANK EQUITIES INVESTMENT FIRM SINGLE MEMBER SA	08/12/2014
PANTELAKIS SECURITIES S.A.	06/11/2017
PIRAEUS SECURITIES S. A.	29/06/2017

## List of Stocks under Market Making operations

Securities	Stock Category
Market Maker	Start Market Making
<b>LAMPSPA HOTEL SA (CR)</b>	<b>Main Market</b>
LEON DEPOLAS SECURITIES S.A.	16/01/2017
<b>MIG (CR)</b>	<b>Main Market</b>
PIRAEUS SECURITIES S. A.	02/02/2009
<b>MOTOR OIL (CR)</b>	<b>Main Market</b>
BETA SECURITIES S.A.	08/03/2021
EUROBANK EQUITIES INVESTMENT FIRM SINGLE MEMBER SA	22/10/2006
LEON DEPOLAS SECURITIES S.A.	01/04/2019
MERIT SECURITIES S.A	25/02/2019
NATIONAL SECURITIES SINGLE MEMBER SA	02/01/1900
PIRAEUS SECURITIES S. A.	04/05/2015
<b>MPLE KEDROS (CR)</b>	<b>Main Market</b>
MERIT SECURITIES S.A	30/09/2022
<b>MYTILINEOS (CR)</b>	<b>Main Market</b>
ALPHA FINANCE INVESTMENT SERVICES SINGLE MEMBER SA	15/04/2019
BETA SECURITIES S.A.	11/04/2022
EUROBANK EQUITIES INVESTMENT FIRM SINGLE MEMBER SA	20/09/2017
MERIT SECURITIES S.A	25/02/2019
NATIONAL SECURITIES SINGLE MEMBER SA	02/01/1900
PIRAEUS SECURITIES S. A.	04/05/2015
<b>NATIONAL BANK (CR)</b>	<b>Main Market</b>
ALPHA FINANCE INVESTMENT SERVICES SINGLE MEMBER SA	09/01/2006
EUROBANK EQUITIES INVESTMENT FIRM SINGLE MEMBER SA	22/10/2006
HELLENIC AMERICAN SECURITIES S.A.	25/07/2014
LEON DEPOLAS SECURITIES S.A.	20/05/2015
MERIT SECURITIES S.A	03/09/2012
NATIONAL SECURITIES SINGLE MEMBER SA	02/01/1900
PIRAEUS SECURITIES S. A.	08/09/2008
<b>OPAP (CR)</b>	<b>Main Market</b>
ALPHA FINANCE INVESTMENT SERVICES SINGLE MEMBER SA	09/01/2006
BETA SECURITIES S.A.	11/04/2022
EUROBANK EQUITIES INVESTMENT FIRM SINGLE MEMBER SA	22/10/2006
HELLENIC AMERICAN SECURITIES S.A.	25/07/2014
MERIT SECURITIES S.A	20/03/2017
NATIONAL SECURITIES SINGLE MEMBER SA	02/01/1900
PIRAEUS SECURITIES S. A.	04/05/2015
<b>OTE (CR)</b>	<b>Main Market</b>
ALPHA FINANCE INVESTMENT SERVICES SINGLE MEMBER SA	09/01/2006
BETA SECURITIES S.A.	11/04/2022
EUROBANK EQUITIES INVESTMENT FIRM SINGLE MEMBER SA	22/10/2006
HELLENIC AMERICAN SECURITIES S.A.	25/07/2014
LEON DEPOLAS SECURITIES S.A.	20/04/2015
MERIT SECURITIES S.A	20/03/2017
NATIONAL SECURITIES SINGLE MEMBER SA	02/01/1900
PIRAEUS SECURITIES S. A.	08/09/2008
<b>P.P.A. S.A. (CR)</b>	<b>Main Market</b>
EUROBANK EQUITIES INVESTMENT FIRM SINGLE MEMBER SA	06/02/2019
<b>PAPOUTSANIS (CR)</b>	<b>Main Market</b>
BETA SECURITIES S.A.	25/11/2013
<b>PETROPOULOS PETROS (CR)</b>	<b>Main Market</b>
EUROBANK EQUITIES INVESTMENT FIRM SINGLE MEMBER SA	01/04/2019
PANTELAKIS SECURITIES S.A.	16/03/2020
<b>PIRAEUS FINANCIAL HOLD (CR)</b>	<b>Main Market</b>
ALPHA FINANCE INVESTMENT SERVICES SINGLE MEMBER SA	15/04/2019
EUROBANK EQUITIES INVESTMENT FIRM SINGLE MEMBER SA	22/10/2006
EUROXX SECURITIES S.A.	15/02/2016
HELLENIC AMERICAN SECURITIES S.A.	25/07/2014
LEON DEPOLAS SECURITIES S.A.	30/11/2018
MERIT SECURITIES S.A	16/09/2013
NATIONAL SECURITIES SINGLE MEMBER SA	02/01/1900
PIRAEUS SECURITIES S. A.	16/02/2009
<b>PPC (CR)</b>	<b>Main Market</b>
ALPHA FINANCE INVESTMENT SERVICES SINGLE MEMBER SA	09/01/2006
BETA SECURITIES S.A.	01/02/2021
EUROBANK EQUITIES INVESTMENT FIRM SINGLE MEMBER SA	22/10/2006
HELLENIC AMERICAN SECURITIES S.A.	01/09/2014
MERIT SECURITIES S.A	06/11/2017
NATIONAL SECURITIES SINGLE MEMBER SA	02/01/1900
PIRAEUS SECURITIES S. A.	28/09/2009

## List of Stocks under Market Making operations

Securities	Stock Category
Market Maker	Start Market Making
<b>PREMIA (CR)</b>	Main Market
BETA SECURITIES S.A.	01/06/2021
LEON DEPOLAS SECURITIES S.A.	05/12/2022
PANTELAKIS SECURITIES S.A.	23/12/2021
<b>PROFILE SA (CR)</b>	Main Market
OPTIMA BANK S.A.	03/04/2023
PANTELAKIS SECURITIES S.A.	01/07/2019
<b>QUALITY &amp; RELIABILITY SA (CR)</b>	Main Market
OPTIMA BANK S.A.	03/01/2023
<b>QUEST HOLDINGS (CR)</b>	Main Market
BETA SECURITIES S.A.	26/03/2018
EUROBANK EQUITIES INVESTMENT FIRM SINGLE MEMBER SA	28/01/2019
<b>SIDMA STEEL (CR)</b>	Main Market
LEON DEPOLAS SECURITIES S.A.	06/06/2022
OPTIMA BANK S.A.	25/05/2023
<b>SPACE HELLAS SA (CR)</b>	Main Market
MERIT SECURITIES S.A	09/12/2022
<b>TECHNICAL OLYMPIC SA (CR)</b>	Main Market
BETA SECURITIES S.A.	04/04/2022
<b>TERNA ENERGY (CR)</b>	Main Market
EUROBANK EQUITIES INVESTMENT FIRM SINGLE MEMBER SA	24/05/2021
PIRAEUS SECURITIES S. A.	09/12/2019
<b>THRACE PLASTICS SA (CR)</b>	Main Market
ALPHA FINANCE INVESTMENT SERVICES SINGLE MEMBER SA	26/03/2018
EUROBANK EQUITIES INVESTMENT FIRM SINGLE MEMBER SA	26/03/2018
<b>TITAN CEMENT (CB)</b>	Main Market
BETA SECURITIES S.A.	01/02/2021
EUROBANK EQUITIES INVESTMENT FIRM SINGLE MEMBER SA	06/11/2019
PIRAEUS SECURITIES S. A.	18/01/2021
<b>TZIRAKIAN PROFIL (CR)</b>	Main Market
LEON DEPOLAS SECURITIES S.A.	19/07/2021
<b>VIOHALCO SA/NV (CB)</b>	Main Market
ALPHA FINANCE INVESTMENT SERVICES SINGLE MEMBER SA	11/03/2008
EUROBANK EQUITIES INVESTMENT FIRM SINGLE MEMBER SA	04/03/2014
MERIT SECURITIES S.A	17/03/2014

Underlying Asset				Derivatives Market													
Price max	Price min	Closing price	change	Delivery Month	Open price	Price max	Price min	Last price	Closing price	Last Bid	Last Ask	Fixing price*	Life high	Life low	Trades	Volume	Open Interest
<b>FTSE/Athex Large Cap</b> (Trade Unit: 1 Index Point x 2E, Cash Settlement)																	
3,027.33	2,953.60	3,027.33	2.50%	June 2023	2,964.00	3,030.00	2,960.00	3,027.00	3,027.00	---	---	---	3,030.00	---	246	1,339	5,806
				July 2023	2,956.75	3,005.00	2,956.75	3,004.25	3,004.25	---	---	---	3,005.00	---	28	124	756
				August 2023	---	---	---	---	2,966.25	---	---	---	---	---	---	---	---
				September 2023	---	---	---	---	2,970.75	---	---	---	---	---	---	---	---
				December 2023	---	---	---	---	2,985.75	---	---	---	---	---	---	---	---
				March 2024	---	---	---	---	3,000.75	---	---	---	---	---	---	---	---
<b>FTSE/Athex Banks</b> (Trade Unit: 1 Index Point x 15E, Cash Settlement)																	
1,003.35	963.09	1,000.06	3.84%	June 2023	994.00	1,006.75	994.00	1,006.75	1,006.75	---	---	---	1,028.00	---	8	62	1,843
				September 2023	---	---	---	---	968.75	---	---	---	---	---	---	---	---
				December 2023	---	---	---	---	973.50	---	---	---	---	---	---	---	---
				March 2024	---	---	---	---	978.50	---	---	---	---	---	---	---	---
<b>MSCI GREECE REBASED</b> (Trade Unit: 1 Index Point x 2E, Cash Settlement)																	
4,793.75	4,658.74	4,793.75	2.81%	June 2023	4,633.50	4,777.00	4,633.50	4,777.00	4,777.00	---	---	---	4,777.00	---	2	40	274
				July 2023	4,576.50	4,742.00	4,576.50	4,742.00	4,742.00	---	---	---	4,742.00	---	6	66	130
				August 2023	---	---	---	---	4,587.00	---	---	---	4,563.50	---	---	---	20
				September 2023	---	---	---	---	4,689.75	---	---	---	---	---	---	---	---
				December 2023	---	---	---	---	4,713.50	---	---	---	---	---	---	---	---
				March 2024	---	---	---	---	4,737.00	---	---	---	---	---	---	---	---

Derivatives notes

Fixing prices and final open positions can be retrieved from the following path <http://www.helex.gr/el/web/guest/statistics-end-of-day-derivatives>

Underlying Asset				Derivatives Market													
Price max	Price min	Closing price	change	Delivery Month	Open price	Price max	Price min	Last price	Closing price	Last Bid	Last Ask	Fixing price*	Life high	Life low	Trades	Volume	Open Interest
1.95	1.92	1.942	0.52%	(Contract Size: 100 Securities, Physical Delivery)													
				June 2023	1.95	1.96	1.92	1.92	1.92	---	---		1.98	---	29	397	12,226
				September 2023	1.93	1.96	1.92	1.94	1.94	---	---		1.96	---	26	145	2,316
				December 2023	---	---	---	---	1.95	---	---		---	---	---	---	---
				March 2024	---	---	---	---	1.96	---	---		---	---	---	---	---
10	9.77	9.92	0.30%	(Contract Size: 100 Securities, Physical Delivery)													
				June 2023	9.89	10.03	9.86	9.93	9.93	---	---		10.15	---	59	856	1,975
				September 2023	10.01	10.11	10.01	10.02	10.02	---	---		10.12	---	5	108	26
				December 2023	---	---	---	---	10.00	---	---		---	---	---	---	---
				March 2024	---	---	---	---	10.05	---	---		---	---	---	---	---
1.49	1.427	1.4775	4.49%	(Contract Size: 100 Securities, Physical Delivery)													
				June 2023	1.43	1.50	1.43	1.48	1.48	---	---		1.52	---	437	19,260	214,266
				September 2023	1.45	1.51	1.44	1.50	1.50	---	---		1.51	---	166	5,083	4,172
				December 2023	---	---	---	---	1.43	---	---		---	---	---	---	---
				March 2024	---	---	---	---	1.44	---	---		---	---	---	---	---
14.44	13.76	14.44	4.94%	(Contract Size: 100 Securities, Physical Delivery)													
				June 2023	14.24	14.24	14.24	14.24	14.24	---	---		14.70	---	1	1	87
				September 2023	---	---	---	---	13.84	---	---		---	---	---	---	---
				December 2023	---	---	---	---	13.91	---	---		---	---	---	---	---
				March 2024	---	---	---	---	13.98	---	---		---	---	---	---	---
1.144	1.098	1.114	0.72%	(Contract Size: 100 Securities, Physical Delivery)													
				June 2023	1.11	1.11	1.10	1.11	1.11	---	---		1.12	---	23	35	438
				September 2023	1.12	1.12	1.12	1.12	1.12	---	---		1.12	---	5	125	---
				December 2023	---	---	---	---	1.12	---	---		---	---	---	---	---
				March 2024	---	---	---	---	1.12	---	---		---	---	---	---	---
28	27.68	28	0.39%	(Contract Size: 100 Securities, Physical Delivery)													
				June 2023	28.05	28.05	28.05	28.05	28.05	---	---		28.84	---	1	1	239
				September 2023	---	---	---	---	28.05	---	---		---	---	---	---	---
				December 2023	---	---	---	---	28.19	---	---		---	---	---	---	---
				March 2024	---	---	---	---	28.33	---	---		---	---	---	---	---
5.94	5.7	5.94	4.58%	(Contract Size: 100 Securities, Physical Delivery)													
				June 2023	5.77	5.95	5.72	5.93	5.93	---	---		5.95	---	43	235	5,670
				September 2023	5.78	5.94	5.75	5.93	5.93	---	---		5.94	---	8	24	13
				December 2023	---	---	---	---	5.74	---	---		---	---	---	---	---
				March 2024	---	---	---	---	5.77	---	---		---	---	---	---	---

Derivatives notes

Fixing prices and final open positions can be retrieved from the following path <http://www.helex.gr/el/web/guest/statistics-end-of-day-derivatives>



Underlying Asset				Derivatives Market													
Price max	Price min	Closing price	change	Delivery Month	Open price	Price max	Price min	Last price	Closing price	Last Bid	Last Ask	Fixing price*	Life high	Life low	Trades	Volume	Open Interest
<b>ELLAKTOR (CR)</b>				(Contract Size: 100 Securities, Physical Delivery)													
2.28	2.15	2.28	4.11%	June 2023	2.19	2.29	2.19	2.29	2.29	---	---	---	2.31	---	13	72	1,070
				September 2023	---	---	---	---	2.20	---	---	---	---	---	---	---	---
				December 2023	---	---	---	---	2.21	---	---	---	---	---	---	---	---
				March 2024	---	---	---	---	2.22	---	---	---	---	---	---	---	---
<b>ELVALHALCOR (CR)</b>				(Contract Size: 100 Securities, Physical Delivery)													
1.88	1.788	1.85	3.58%	June 2023	1.80	1.86	1.80	1.86	1.86	---	---	---	1.86	---	7	21	1,553
				September 2023	1.82	1.86	1.80	1.86	1.86	---	---	---	1.86	---	4	30	32
				December 2023	---	---	---	---	1.81	---	---	---	---	---	---	---	---
				March 2024	---	---	---	---	1.81	---	---	---	---	---	---	---	---
<b>EUROBANK HOLDINGS (CR)</b>				(Contract Size: 100 Securities, Physical Delivery)													
1.517	1.454	1.4995	3.13%	June 2023	1.47	1.52	1.46	1.51	1.51	---	---	---	1.71	---	132	3,401	50,020
				September 2023	1.50	1.54	1.50	1.50	1.50	---	---	---	1.58	---	22	670	260
				December 2023	---	---	---	---	1.47	---	---	---	---	---	---	---	---
				March 2024	---	---	---	---	1.48	---	---	---	---	---	---	---	---
<b>EYDAP S.A. (CR)</b>				(Contract Size: 100 Securities, Physical Delivery)													
6.6	6.45	6.58	2.02%	June 2023	6.54	6.54	6.54	6.54	6.54	---	---	---	6.95	---	1	1	564
				September 2023	---	---	---	---	6.64	---	---	---	6.83	---	---	---	6
				December 2023	---	---	---	---	6.52	---	---	---	---	---	---	---	---
				March 2024	---	---	---	---	6.55	---	---	---	---	---	---	---	---
<b>FOURLIS (CR)</b>				(Contract Size: 100 Securities, Physical Delivery)													
4.355	4.25	4.315	-0.35%	June 2023	4.34	4.34	4.28	4.28	4.28	---	---	---	4.55	---	8	20	927
				September 2023	4.29	4.29	4.29	4.29	4.29	---	---	---	4.45	---	1	5	20
				December 2023	---	---	---	---	4.38	---	---	---	---	---	---	---	---
				March 2024	---	---	---	---	4.40	---	---	---	---	---	---	---	---
<b>GEK TERNA (CR)</b>				(Contract Size: 100 Securities, Physical Delivery)													
14.2	13.48	14.18	4.42%	June 2023	13.68	14.18	13.68	14.10	14.10	---	---	---	14.18	---	20	157	8,131
				September 2023	13.85	13.85	13.68	13.68	13.68	---	---	---	13.85	---	3	101	---
				December 2023	---	---	---	---	13.73	---	---	---	---	---	---	---	---
				March 2024	---	---	---	---	13.80	---	---	---	---	---	---	---	---
<b>HELLENIC EXCHANGES-A.S.E. (CR)</b>				(Contract Size: 100 Securities, Physical Delivery)													
4.92	4.77	4.83	-0.21%	June 2023	4.77	4.84	4.69	4.75	4.75	---	---	---	5.18	---	79	419	2,316
				September 2023	4.65	4.81	4.65	4.74	4.74	---	---	---	5.10	---	4	48	749
				December 2023	---	---	---	---	4.89	---	---	---	---	---	---	---	---
				March 2024	---	---	---	---	4.92	---	---	---	---	---	---	---	---

Derivatives notes

Fixing prices and final open positions can be retrieved from the following path <http://www.helex.gr/el/web/guest/statistics-end-of-day-derivatives>

Underlying Asset				Derivatives Market													
Price max	Price min	Closing price	change	Delivery Month	Open price	Price max	Price min	Last price	Closing price	Last Bid	Last Ask	Fixing price*	Life high	Life low	Trades	Volume	Open Interest
<b>HELLENiQ ENERGY (CR)</b>																	
(Contract Size: 100 Securities, Physical Delivery)																	
8	7.8	7.98	2.31%	June 2023	8.00	8.02	7.97	8.02	8.02	---	---	---	8.12	---	11	41	1,532
				September 2023	7.62	7.62	7.62	7.62	7.62	---	---	---	7.92	---	1	18	28
				December 2023	---	---	---	---	7.88	---	---	---	---	---	---	---	---
				March 2024	---	---	---	---	7.92	---	---	---	---	---	---	---	---
<b>INTRACOM HOLDINGS (CR)</b>																	
(Contract Size: 100 Securities, Physical Delivery)																	
1.93	1.88	1.93	1.69%	June 2023	1.90	1.94	1.90	1.92	1.92	---	---	---	2.07	---	14	55	4,705
				September 2023	1.93	1.97	1.93	1.97	1.97	---	---	---	2.01	---	3	9	39
				December 2023	---	---	---	---	1.92	---	---	---	---	---	---	---	---
				March 2024	---	---	---	---	1.93	---	---	---	---	---	---	---	---
<b>INTRAKAT (CR)</b>																	
(Contract Size: 100 Securities, Physical Delivery)																	
1.876	1.848	1.87	1.19%	June 2023	1.85	1.88	1.85	1.88	1.88	---	---	---	1.88	---	28	170	8,628
				September 2023	1.90	1.90	1.88	1.89	1.89	---	---	---	1.90	---	9	40	2,564
				December 2023	---	---	---	---	1.87	---	---	---	---	---	---	---	---
				March 2024	---	---	---	---	1.88	---	---	---	---	---	---	---	---
<b>JUMBO SA (CR)</b>																	
(Contract Size: 100 Securities, Physical Delivery)																	
24.12	22.3	24	6.19%	June 2023	22.67	24.09	22.67	24.09	24.09	---	---	---	24.09	---	38	103	409
				September 2023	23.30	23.56	23.30	23.56	23.56	---	---	---	23.56	---	3	20	---
				December 2023	---	---	---	---	22.85	---	---	---	---	---	---	---	---
				March 2024	---	---	---	---	22.96	---	---	---	---	---	---	---	---
<b>LAMDA DEVELOPMENT SA (CR)</b>																	
(Contract Size: 100 Securities, Physical Delivery)																	
6.29	6.155	6.29	1.29%	June 2023	6.27	6.31	6.24	6.31	6.31	---	---	---	6.53	---	26	134	5,802
				September 2023	6.28	6.28	6.28	6.28	6.28	---	---	---	6.28	---	1	10	---
				December 2023	---	---	---	---	6.28	---	---	---	---	---	---	---	---
				March 2024	---	---	---	---	6.31	---	---	---	---	---	---	---	---
<b>MIG (CR)</b>																	
(Contract Size: 3 Securities, Physical Delivery)																	
5.24	5.04	5.04	-3.45%	June 2023	5.12	5.18	5.10	5.10	5.10	---	---	---	5.80	---	30	147	1,234
				September 2023	---	---	---	---	4.88	---	---	---	5.10	---	---	---	8
				December 2023	---	---	---	---	5.28	---	---	---	---	---	---	---	---
				March 2024	---	---	---	---	5.30	---	---	---	---	---	---	---	---
<b>MOTOR OIL (CR)</b>																	
(Contract Size: 100 Securities, Physical Delivery)																	
24.08	23.1	23.64	2.34%	June 2023	23.33	24.05	23.33	23.70	23.70	---	---	---	25.05	---	32	177	1,791
				September 2023	23.46	23.46	22.88	22.88	22.88	---	---	---	23.46	---	4	35	204
				December 2023	---	---	---	---	23.35	---	---	---	---	---	---	---	---
				March 2024	---	---	---	---	23.47	---	---	---	---	---	---	---	---

Derivatives notes

Fixing prices and final open positions can be retrieved from the following path <http://www.helex.gr/el/web/guest/statistics-end-of-day-derivatives>

Underlying Asset				Derivatives Market													
Price max	Price min	Closing price	change	Delivery Month	Open price	Price max	Price min	Last price	Closing price	Last Bid	Last Ask	Fixing price*	Life high	Life low	Trades	Volume	Open Interest
<b>MYTILINEOS (CR)</b>				(Contract Size: 100 Securities, Physical Delivery)													
29.82	29.12	29.8	2.48%	June 2023	29.25	29.80	29.25	29.77	29.77	---	---	---	29.84	---	84	332	2,211
				September 2023	29.48	29.48	28.72	29.09	29.09	---	---	---	29.48	---	16	53	375
				December 2023	---	---	---	---	29.40	---	---	---	---	---	---	---	---
				March 2024	---	---	---	---	29.54	---	---	---	---	---	---	---	---
<b>NATIONAL BANK (CR)</b>				(Contract Size: 100 Securities, Physical Delivery)													
6.048	5.874	6.04	4.14%	June 2023	5.87	6.06	5.87	6.06	6.06	---	---	---	6.30	---	158	1,471	22,175
				September 2023	6.00	6.09	6.00	6.09	6.09	---	---	---	6.09	---	28	213	320
				December 2023	---	---	---	---	5.86	---	---	---	---	---	---	---	---
				March 2024	---	---	---	---	5.89	---	---	---	---	---	---	---	---
<b>OPAP (CR)</b>				(Contract Size: 100 Securities, Physical Delivery)													
16	15.42	16	0.00%	June 2023	15.41	16.00	15.41	16.00	16.00	---	---	---	16.21	---	80	598	1,767
				September 2023	15.55	16.22	15.55	16.20	16.20	---	---	---	16.22	---	11	258	---
				December 2023	---	---	---	---	16.17	---	---	---	---	---	---	---	---
				March 2024	---	---	---	---	16.26	---	---	---	---	---	---	---	---
<b>OTE (CR)</b>				(Contract Size: 100 Securities, Physical Delivery)													
14.9	14.69	14.9	1.71%	June 2023	14.82	14.95	14.71	14.91	14.91	---	---	---	15.20	---	89	435	12,439
				September 2023	14.51	14.55	14.45	14.46	14.46	---	---	---	14.55	---	12	64	304
				December 2023	---	---	---	---	14.81	---	---	---	---	---	---	---	---
				March 2024	---	---	---	---	14.88	---	---	---	---	---	---	---	---
<b>P.P.A. S.A. (CR)</b>				(Contract Size: 100 Securities, Physical Delivery)													
20.25	19.86	20.05	-0.50%	June 2023	20.38	20.38	20.38	20.38	20.38	---	---	---	20.43	---	1	50	288
				September 2023	19.62	19.62	19.62	19.62	19.62	---	---	---	19.67	---	1	50	68
				December 2023	---	---	---	---	20.37	---	---	---	---	---	---	---	---
				March 2024	---	---	---	---	20.47	---	---	---	---	---	---	---	---
<b>PIRAEUS FINANCIAL HOLD (CR)</b>				(Contract Size: 100 Securities, Physical Delivery)													
2.9	2.81	2.882	3.67%	June 2023	2.82	2.92	2.82	2.88	2.88	---	---	---	2.92	---	209	5,663	76,235
				September 2023	2.86	2.93	2.86	2.91	2.91	---	---	---	2.93	---	49	871	2,951
				December 2023	---	---	---	---	2.81	---	---	---	---	---	---	---	---
				March 2024	---	---	---	---	2.82	---	---	---	---	---	---	---	---
<b>PPC (CR)</b>				(Contract Size: 100 Securities, Physical Delivery)													
10	9.9	9.965	0.91%	June 2023	9.97	10.00	9.95	10.00	10.00	---	---	---	10.07	---	69	403	22,205
				September 2023	10.03	10.09	10.03	10.08	10.08	---	---	---	10.25	---	16	114	266
				December 2023	---	---	---	---	9.98	---	---	---	---	---	---	---	---
				March 2024	---	---	---	---	10.03	---	---	---	---	---	---	---	---

Derivatives notes

Fixing prices and final open positions can be retrieved from the following path <http://www.helex.gr/el/web/guest/statistics-end-of-day-derivatives>

Underlying Asset				Derivatives Market													
Price max	Price min	Closing price	change	Delivery Month	Open price	Price max	Price min	Last price	Closing price	Last Bid	Last Ask	Fixing price*	Life high	Life low	Trades	Volume	Open Interest
<b>QUEST HOLDINGS (CR)</b>				(Contract Size: 100 Securities, Physical Delivery)													
6.36	6.05	6.36	5.12%	June 2023	6.33	6.33	6.26	6.26	6.26	---	---	---	6.33	---	2	2	202
				September 2023	---	---	---	---	6.09	---	---	---	---	---	---	---	---
				December 2023	---	---	---	---	6.12	---	---	---	---	---	---	---	---
				March 2024	---	---	---	---	6.15	---	---	---	---	---	---	---	---
<b>TERNA ENERGY (CR)</b>				(Contract Size: 100 Securities, Physical Delivery)													
20.2	20	20.2	-0.10%	June 2023	20.19	20.29	20.16	20.24	20.24	---	---	---	20.98	---	17	362	12,143
				September 2023	19.93	20.09	19.93	20.08	20.08	---	---	---	20.75	---	11	356	130
				December 2023	---	---	---	---	20.44	---	---	---	---	---	---	---	---
				March 2024	---	---	---	---	20.54	---	---	---	---	---	---	---	---
<b>TITAN CEMENT (CB)</b>				(Contract Size: 100 Securities, Physical Delivery)													
16.52	16.28	16.46	0.37%	June 2023	---	---	---	---	16.40	---	---	---	16.68	---	---	---	507
				September 2023	---	---	---	---	16.61	---	---	---	16.63	---	---	---	2
				December 2023	---	---	---	---	16.58	---	---	---	---	---	---	---	---
				March 2024	---	---	---	---	16.66	---	---	---	---	---	---	---	---
<b>VIOHALCO SA/NV (CB)</b>				(Contract Size: 100 Securities, Physical Delivery)													
5.82	5.69	5.78	0.52%	June 2023	5.80	5.83	5.72	5.83	5.83	---	---	---	5.86	---	55	177	5,084
				September 2023	5.77	5.77	5.68	5.76	5.76	---	---	---	5.77	---	9	16	21
				December 2023	---	---	---	---	5.81	---	---	---	---	---	---	---	---
				March 2024	---	---	---	---	5.84	---	---	---	---	---	---	---	---

Derivatives notes

Fixing prices and final open positions can be retrieved from the following path <http://www.helex.gr/el/web/guest/statistics-end-of-day-derivatives>

FTSE/Athex Large Cap

(Trade Unit: 1 Index Point x 2€ - Exercise Style: European, Cash Settlement)

Call Options														Put Options																		
June 2023							July 2023							Other Months		June 2023							July 2023							Other Months		Exercise Price
Open price	Price max	Price min	Last price	Closing price	Volume	Open Interest	Open price	Price max	Price min	Last price	Closing price	Volume	Open Interest	Volume	Open Interest	Open price	Price max	Price min	Last price	Closing price	Volume	Open Interest	Open price	Price max	Price min	Last price	Closing price	Volume	Open Interest	Volume	Open Interest	
1,725	0.00	0.00	0.00	-	1,215.00	-	-	-	-	-	-	-	-	-	-	0.00	0.00	0.00	-	0.01	-	-	-	-	-	-	-	-	-	-	1,725	
1,750	0.00	0.00	0.00	-	1,190.00	-	-	-	-	-	-	-	-	-	-	0.00	0.00	0.00	-	0.01	-	-	-	-	-	-	-	-	-	-	1,750	
1,775	0.00	0.00	0.00	-	1,165.00	-	-	-	-	-	-	-	-	-	-	0.00	0.00	0.00	-	0.02	-	-	-	-	-	-	-	-	-	-	1,775	
1,800	0.00	0.00	0.00	-	1,140.00	-	-	-	-	-	-	-	-	-	-	0.00	0.00	0.00	-	0.01	-	-	-	-	-	-	-	-	-	-	1,800	
1,825	0.00	0.00	0.00	-	1,115.00	-	-	-	-	-	-	-	-	-	-	0.00	0.00	0.00	-	0.01	-	-	-	-	-	-	-	-	-	-	1,825	
1,850	0.00	0.00	0.00	-	1,090.00	-	-	-	-	-	-	-	-	-	-	0.00	0.00	0.00	-	0.01	-	-	-	-	-	-	-	-	-	-	1,850	
1,875	0.00	0.00	0.00	-	1,065.00	-	-	-	-	-	-	-	-	-	-	0.00	0.00	0.00	-	0.01	-	-	-	-	-	-	-	-	-	-	1,875	
1,900	0.00	0.00	0.00	-	1,040.00	-	-	-	-	-	-	-	-	-	-	0.00	0.00	0.00	-	0.01	-	-	-	-	-	-	-	-	-	-	1,900	
1,925	0.00	0.00	0.00	-	1,015.00	-	-	-	-	-	-	-	-	-	-	0.00	0.00	0.00	-	0.01	-	-	-	-	-	-	-	-	-	-	1,925	
1,950	0.00	0.00	0.00	-	990.00	-	-	-	-	-	-	-	-	-	-	0.00	0.00	0.00	-	0.01	-	-	-	-	-	-	-	-	-	-	1,950	
1,975	0.00	0.00	0.00	-	965.00	-	-	-	-	-	-	-	-	-	-	0.00	0.00	0.00	-	0.01	-	-	-	-	-	-	-	-	-	-	1,975	
2,000	0.00	0.00	0.00	-	940.00	-	-	-	-	-	-	-	-	-	-	0.00	0.00	0.00	-	0.01	-	-	-	-	-	-	-	-	-	-	2,000	
2,050	0.00	0.00	0.00	-	890.00	-	-	-	-	-	-	-	-	-	-	0.00	0.00	0.00	-	0.01	-	-	-	-	-	-	-	-	-	-	2,050	
2,100	0.00	0.00	0.00	-	840.00	-	-	-	-	-	-	-	-	-	-	0.00	0.00	0.00	-	0.01	-	-	-	-	-	-	-	-	-	-	2,100	
2,150	0.00	0.00	0.00	-	790.00	-	-	-	-	-	-	-	-	-	-	0.00	0.00	0.00	-	0.01	-	-	-	-	-	-	-	-	-	-	2,150	
2,200	0.00	0.00	0.00	-	740.00	-	-	-	-	-	-	-	-	-	-	0.00	0.00	0.00	-	0.01	-	-	-	-	-	-	-	-	-	-	2,200	
2,250	0.00	0.00	0.00	-	690.00	-	-	-	-	-	-	-	-	-	-	0.00	0.00	0.00	-	0.02	-	-	-	-	-	-	-	-	-	-	2,250	
2,300	0.00	0.00	0.00	-	641.00	-	-	-	-	-	-	-	-	-	-	0.00	0.00	0.00	-	0.08	-	-	-	-	-	-	-	-	-	-	2,300	
2,350	0.00	0.00	0.00	-	591.00	-	-	0.00	0.00	0.00	-	570.00	-	-	-	0.00	0.00	0.00	-	0.25	-	-	0.00	0.00	0.00	-	0.19	-	-	-	2,350	
2,400	0.00	0.00	0.00	-	541.00	-	-	0.00	0.00	0.00	-	521.00	-	-	-	0.00	0.00	0.00	-	0.01	-	-	0.00	0.00	0.00	-	0.45	-	-	-	2,400	
2,450	0.00	0.00	0.00	-	491.00	-	-	0.00	0.00	0.00	-	471.00	-	-	-	0.00	0.00	0.00	-	0.01	-	-	0.00	0.00	0.00	-	0.98	-	-	-	2,450	
2,500	0.00	0.00	0.00	-	441.00	-	-	0.00	0.00	0.00	-	422.00	-	-	-	0.00	0.00	0.00	-	0.02	-	-	0.00	0.00	0.00	-	2.00	-	-	-	2,500	
2,550	0.00	0.00	0.00	-	391.00	-	-	0.00	0.00	0.00	-	374.00	-	-	-	0.00	0.00	0.00	-	0.01	-	6	0.00	0.00	0.00	-	3.80	-	-	-	2,550	
2,600	0.00	0.00	0.00	-	341.00	-	20	0.00	0.00	0.00	-	327.00	-	-	-	0.00	0.00	0.00	-	0.05	-	9	0.00	0.00	0.00	-	6.80	-	-	-	2,600	
2,650	0.00	0.00	0.00	-	291.00	-	80	0.00	0.00	0.00	-	282.00	-	-	-	0.00	0.00	0.00	-	0.22	-	358	0.00	0.00	0.00	-	11.50	-	-	-	2,650	
2,700	0.00	0.00	0.00	-	242.00	-	40	0.00	0.00	0.00	-	240.00	-	-	-	0.00	0.00	0.00	-	0.84	-	253	0.00	0.00	0.00	-	18.75	-	-	-	2,700	
2,750	0.00	0.00	0.00	-	193.00	-	20	0.00	0.00	0.00	-	200.00	-	-	-	0.00	0.00	0.00	-	2.60	-	60	0.00	0.00	0.00	-	28.75	-	-	-	2,750	
2,800	200.00	200.00	200.00	200.00	200.00	2	142	0.00	0.00	0.00	-	163.00	-	1	-	0.00	200.00	0.00	-	6.90	-	76	0.00	0.00	0.00	-	42.25	-	-	-	2,800	
2,850	0.00	0.00	0.00	-	106.00	-	-	0.00	0.00	0.00	-	131.00	-	-	-	0.00	0.00	0.00	-	15.50	-	20	0.00	0.00	0.00	-	60.00	-	20	-	2,850	
2,900	118.00	118.00	118.00	118.00	118.00	5	6	0.00	0.00	0.00	-	103.00	-	-	-	0.00	118.00	0.00	-	30.50	-	47	0.00	0.00	0.00	-	81.50	-	-	-	2,900	
2,950	0.00	0.00	0.00	-	44.25	-	26	115.00	115.00	115.00	115.00	115.00	20	40	-	0.00	0.00	0.00	-	53.50	-	61	0.00	0.00	0.00	-	108.00	-	20	-	2,950	
3,000	39.00	39.00	39.00	39.00	39.00	1	5	0.00	0.00	0.00	-	59.50	-	20	-	0.00	39.00	0.00	-	84.00	-	40	0.00	0.00	0.00	-	138.00	-	40	-	3,000	
3,050	24.50	28.75	24.50	28.00	28.00	6	16	0.00	0.00	0.00	-	43.75	-	20	-	0.00	28.75	0.00	-	122.00	-	150	0.00	0.00	0.00	-	172.00	-	21	-	3,050	
3,100	0.00	0.00	0.00	-	6.10	-	-	0.00	0.00	0.00	-	31.25	-	-	-	0.00	0.00	0.00	-	165.00	-	-	0.00	0.00	0.00	-	209.00	-	-	-	3,100	
3,150	0.00	0.00	0.00	-	2.60	-	-	0.00	0.00	0.00	-	22.00	-	-	-	0.00	0.00	0.00	-	211.00	-	-	0.00	0.00	0.00	-	250.00	-	-	-	3,150	
3,200	0.00	0.00	0.00	-	0.98	-	-	0.00	0.00	0.00	-	15.00	-	-	-	0.00	0.00	0.00	-	260.00	-	-	0.00	0.00	0.00	-	293.00	-	-	-	3,200	

FTSE/Athex Large Cap

(Trade Unit: 1 Index Point x 2€ - Exercise Style: European, Cash Settlement)

Exercise Price	Call Options														Put Options										Exercise Price								
	June 2023							July 2023							Other Months		June 2023					July 2023					Other Months						
	Open price	Price max	Price min	Last price	Closing price	Volume	Open Interest	Open price	Price max	Price min	Last price	Closing price	Volume	Open Interest	Volume	Open Interest	Open price	Price max	Price min	Last price	Closing price	Volume	Open Interest	Open price		Price max	Price min	Last price	Closing price	Volume	Open Interest	Volume	Open Interest
3,250	0.00	0.00	0.00	-	0.34	-	-	0.00	0.00	0.00	-	10.00	-	-			0.00	0.00	0.00	-	309.00	-	-	0.00	0.00	0.00	-	338.00	-	-			3,250
Totals:						14	355					20	81	0	0						0	1,080					0	101	0	0			
Number of Trades:						6						1		0							0						0		0				

ALPHA SERVICES HOLD (CR)

(Contract Size: 100 Securities, Exercise Style: American, Physical Delivery)

Call Options														Put Options																			
Exercise Price	June 2023						July 2023						Other Months		June 2023						July 2023						Other Months		Exercise Price				
	Open price	Price max	Price min	Last price	Closing price	Volume	Open Interest	Open price	Price max	Price min	Last price	Closing price	Volume	Open Interest	Volume	Open Interest	Open price	Price max	Price min	Last price	Closing price	Volume	Open Interest	Open price	Price max	Price min	Last price	Closing price		Volume	Open Interest	Volume	Open Interest
0.500	0.000	0.000	0.000	0.910	-	-										0.000	0.000	0.000	0.001	-	-											0.005	
0.550	0.000	0.000	0.000	0.860	-	-										0.000	0.000	0.000	0.001	-	-											0.006	
0.600	0.000	0.000	0.000	0.810	-	-										0.000	0.000	0.000	0.001	-	-											0.006	
0.650	0.000	0.000	0.000	0.761	-	-										0.000	0.000	0.000	0.001	-	-											0.007	
0.700	0.000	0.000	0.000	0.711	-	-										0.000	0.000	0.000	0.001	-	-											0.007	
0.750	0.000	0.000	0.000	0.661	-	-										0.000	0.000	0.000	0.002	-	-											0.008	
0.800	0.000	0.000	0.000	0.611	-	-	0.000	0.000	0.000	0.612	-	-				0.000	0.000	0.000	0.001	-	-	0.000	0.000	0.000	0.002	-	-					0.008	
0.850	0.000	0.000	0.000	0.561	-	-	0.000	0.000	0.000	0.562	-	-				0.000	0.000	0.000	0.001	-	-	0.000	0.000	0.000	0.001	-	-					0.009	
0.900	0.000	0.000	0.000	0.511	-	-	0.000	0.000	0.000	0.513	-	-				0.000	0.000	0.000	0.001	-	-	0.000	0.000	0.000	0.001	-	-					0.009	
0.950	0.000	0.000	0.000	0.461	-	-	0.000	0.000	0.000	0.463	-	-				0.000	0.000	0.000	0.003	-	-	0.000	0.000	0.000	0.001	-	-					0.010	
1.000	0.000	0.000	0.000	0.411	-	-	0.000	0.000	0.000	0.414	-	-				0.000	0.000	0.000	0.007	-	-	0.000	0.000	0.000	0.001	-	-					0.010	
1.100	0.000	0.000	0.000	0.312	-	-	0.000	0.000	0.000	0.319	-	-				0.000	0.000	0.000	0.001	-	-	0.000	0.000	0.000	0.006	-	-					0.011	
1.200	0.000	0.000	0.000	0.216	-	-	0.000	0.000	0.000	0.232	-	-				0.000	0.000	0.000	0.005	-	20	0.000	0.000	0.000	0.019	-	-					0.012	
1.300	0.000	0.000	0.000	0.132	-	-	0.000	0.000	0.000	0.158	-	-				0.000	0.000	0.000	0.021	-	-	0.000	0.000	0.000	0.044	-	-					0.013	
1.400	0.000	0.000	0.000	0.069	-	-	0.000	0.000	0.000	0.100	-	4				0.000	0.000	0.000	0.058	-	-	0.000	0.000	0.000	0.086	-	-					0.014	
1.500	0.000	0.000	0.000	0.030	-	-	0.000	0.000	0.000	0.059	-	-				0.000	0.000	0.000	0.119	-	-	0.000	0.000	0.000	0.146	-	-					0.015	
1.600	0.000	0.000	0.000	0.011	-	-	0.000	0.000	0.000	0.033	-	-				0.000	0.000	0.000	0.200	-	-	0.000	0.000	0.000	0.220	-	-					0.016	
1.700	0.000	0.000	0.000	0.004	-	-	0.000	0.000	0.000	0.017	-	-				0.000	0.000	0.000	0.293	-	-	0.000	0.000	0.000	0.304	-	-					0.017	
1.800	0.000	0.000	0.000	0.001	-	-	0.000	0.000	0.000	0.008	-	-				0.000	0.000	0.000	0.390	-	-	0.000	0.000	0.000	0.396	-	-					0.018	
1.900	0.000	0.000	0.000	0.001	-	-	0.000	0.000	0.000	0.004	-	-				0.000	0.000	0.000	0.490	-	-	0.000	0.000	0.000	0.492	-	-					0.019	
2.000	0.000	0.000	0.000	0.001	-	-										0.000	0.000	0.000	0.590	-	-											0.020	
Totals:						0	0						0	4														0	0			0	0
Number of Trades:						0						0										0.00							0			0	

NATIONAL BANK (CR)

(Contract Size: 100 Securities, Exercise Style: American, Physical Delivery)

Call Options														Put Options																		
June 2023							July 2023							Other Months		June 2023							July 2023							Other Months		Exercise Price
Open price	Price max	Price min	Last price	Closing price	Volume	Open Interest	Open price	Price max	Price min	Last price	Closing price	Volume	Open Interest	Volume	Open Interest	Open price	Price max	Price min	Last price	Closing price	Volume	Open Interest	Open price	Price max	Price min	Last price	Closing price	Volume	Open Interest	Volume	Open Interest	
1.900	0.000	0.000	0.000	3.90	-	-										0.000	0.000	0.000	0.001	-	-											0.019
2.000	0.000	0.000	0.000	3.80	-	-										0.000	0.000	0.000	0.002	-	-											0.020
2.200	0.000	0.000	0.000	3.60	-	-										0.000	0.000	0.000	0.001	-	-											0.022
2.400	0.000	0.000	0.000	3.40	-	-										0.000	0.000	0.000	0.001	-	-											0.024
2.600	0.000	0.000	0.000	3.20	-	-										0.000	0.000	0.000	0.001	-	-											0.026
2.800	0.000	0.000	0.000	3.00	-	-										0.000	0.000	0.000	0.001	-	-											0.028
3.000	0.000	0.000	0.000	2.80	-	-										0.000	0.000	0.000	0.001	-	-											0.030
3.200	0.000	0.000	0.000	2.60	-	-	0.000	0.000	0.000		2.61	-	-			0.000	0.000	0.000	0.001	-	-	0.000	0.000	0.000	0.001	-	-					0.032
3.400	0.000	0.000	0.000	2.40	-	-	0.000	0.000	0.000		2.41	-	-			0.000	0.000	0.000	0.001	-	-	0.000	0.000	0.000	0.001	-	-					0.034
3.600	0.000	0.000	0.000	2.20	-	-	0.000	0.000	0.000		2.21	-	-			0.000	0.000	0.000	0.002	-	-	0.000	0.000	0.000	0.001	-	-					0.036
3.800	0.000	0.000	0.000	2.00	-	-	0.000	0.000	0.000		2.01	-	-			0.000	0.000	0.000	0.001	-	-	0.000	0.000	0.000	0.001	-	-					0.038
4.000	0.000	0.000	0.000	1.80	-	-	0.000	0.000	0.000		1.81	-	-			0.000	0.000	0.000	0.001	-	-	0.000	0.000	0.000	0.003	-	-					0.040
4.400	0.000	0.000	0.000	1.40	-	-	0.000	0.000	0.000		1.43	-	-			0.000	0.000	0.000	0.001	-	-	0.000	0.000	0.000	0.014	-	-					0.044
4.800	0.000	0.000	0.000	1.01	-	-	0.000	0.000	0.000		1.06	-	-			0.000	0.000	0.000	0.002	-	-	0.000	0.000	0.000	0.049	-	-					0.048
5.200	0.770	0.800	0.770	0.800	0.800	5	7	0.000	0.000	0.000		0.745	-	-		0.000	0.000	0.000	0.024	-	270	0.000	0.000	0.000	0.131	-	-					0.052
5.600	0.000	0.000	0.000	0.318	-	-	0.000	0.000	0.000		0.487	-	-			0.000	0.000	0.000	0.114	-	-	0.000	0.000	0.000	0.273	-	-					0.056
6.000	0.000	0.000	0.000	0.123	-	-	0.000	0.000	0.000		0.298	-	-			0.000	0.000	0.000	0.319	-	-	0.000	0.000	0.000	0.483	-	-					0.060
6.400	0.000	0.000	0.000	0.034	-	-	0.000	0.000	0.000		0.169	-	-			0.000	0.000	0.000	0.631	-	-	0.000	0.000	0.000	0.755	-	-					0.064
6.800	0.000	0.000	0.000	0.008	-	-	0.000	0.000	0.000		0.092	-	-			0.000	0.000	0.000	1.00	-	-	0.000	0.000	0.000	1.08	-	-					0.068
7.200	0.000	0.000	0.000	0.001	-	-	0.000	0.000	0.000		0.046	-	-			0.000	0.000	0.000	1.40	-	-	0.000	0.000	0.000	1.43	-	-					0.072
7.600	0.000	0.000	0.000	0.002	-	-	0.000	0.000	0.000		0.022	-	-			0.000	0.000	0.000	1.80	-	-	0.000	0.000	0.000	1.81	-	-					0.076
8.000	0.000	0.000	0.000	0.001	-	-	0.000	0.000	0.000		0.010	-	-			0.000	0.000	0.000	2.20	-	-	0.000	0.000	0.000	2.20	-	-					0.080
Totals:					5	7						0	0	0	0		5	270					0	10	0	0	0					
Number of Trades:					2							0	0	0		0.00							0									



OPAP (CR)

(Contract Size: 100 Securities, Exercise Style: American, Physical Delivery)

Call Options														Put Options																					
Exercise Price	June 2023						July 2023						Other Months		June 2023						July 2023						Other Months		Exercise Price						
	Open price	Price max	Price min	Last price	Closing price	Volume	Open Interest	Open price	Price max	Price min	Last price	Closing price	Volume	Open Interest	Volume	Open Interest	Open price	Price max	Price min	Last price	Closing price	Volume	Open Interest	Open price	Price max	Price min	Last price	Closing price		Volume	Open Interest	Volume	Open Interest		
8.800	0.000	0.000	0.000		7.21	-	-										0.000	0.000	0.000		0.001	-	-										0.088		
9.200	0.000	0.000	0.000		6.81	-	-										0.000	0.000	0.000		0.001	-	-										0.092		
9.600	0.000	0.000	0.000		6.41	-	-										0.000	0.000	0.000		0.001	-	-										0.096		
10.000	0.000	0.000	0.000		6.01	-	-	0.000	0.000	0.000		6.03	-	-			0.000	0.000	0.000		0.001	-	-	0.000	0.000	0.000		0.001	-	-			0.100		
11.000	0.000	0.000	0.000		5.01	-	-	0.000	0.000	0.000		5.03	-	-			0.000	0.000	0.000		0.001	-	-	0.000	0.000	0.000		0.001	-	-			0.110		
12.000	0.000	0.000	0.000		4.01	-	-	0.000	0.000	0.000		4.03	-	-			0.000	0.000	0.000		0.001	-	-	0.000	0.000	0.000		0.001	-	-			0.120		
13.000	0.000	0.000	0.000		3.01	-	-	0.000	0.000	0.000		3.04	-	-			0.000	0.000	0.000		0.001	-	-	0.000	0.000	0.000		0.001	-	-			0.130		
14.000	0.000	0.000	0.000		2.01	-	-	0.000	0.000	0.000		2.06	-	-			0.000	0.000	0.000		0.002	-	-	0.000	0.000	0.000		0.021	-	-			0.140		
15.000	0.000	0.000	0.000		1.06	-	-	0.000	0.000	0.000		1.18	-	-			0.000	0.000	0.000		0.052	-	-	0.301	0.301	0.205	0.211	0.211	15	0			0.150		
16.000	0.000	0.000	0.000		0.363	-	50	0.000	0.000	0.000		0.528	-	60			0.000	0.000	0.000		0.351	-	-	0.000	0.000	0.000		0.488	-	-			0.160		
17.000	0.000	0.000	0.000		0.068	-	-	0.000	0.000	0.000		0.181	-	5			0.000	0.000	0.000		1.06	-	-	0.000	0.000	0.000		1.14	-	-			0.170		
18.000	0.000	0.000	0.000		0.006	-	-	0.000	0.000	0.000		0.045	-	-			0.000	0.000	0.000		2.00	-	-	0.000	0.000	0.000		2.02	-	-			0.180		
19.000	0.000	0.000	0.000		0.001	-	-	0.000	0.000	0.000		0.008	-	-			0.000	0.000	0.000		3.00	-	-	0.000	0.000	0.000		3.00	-	-			0.190		
20.000	0.000	0.000	0.000		0.001	-	-	0.000	0.000	0.000		0.001	-	-			0.000	0.000	0.000		4.00	-	-	0.000	0.000	0.000		4.00	-	-			0.200		
22.000	0.000	0.000	0.000		0.001	-	-	0.000	0.000	0.000		0.001	-	-			0.000	0.000	0.000		6.00	-	-	0.000	0.000	0.000		6.00	-	-			0.220		
Totals:						0	50							0	65	0	0							0	0							15	0	0	0
Number of Trades:						0							0							0							3							0	

OTE (CR)

(Contract Size: 100 Securities, Exercise Style: American, Physical Delivery)

Call Options														Put Options																					
Exercise Price	June 2023						July 2023						Other Months		June 2023						July 2023						Other Months		Exercise Price						
	Open price	Price max	Price min	Last price	Closing price	Volume	Open Interest	Open price	Price max	Price min	Last price	Closing price	Volume	Open Interest	Volume	Open Interest	Open price	Price max	Price min	Last price	Closing price	Volume	Open Interest	Open price	Price max	Price min	Last price	Closing price		Volume	Open Interest	Volume	Open Interest		
9.200	0.000	0.000	0.000		5.46	-	-	0.000	0.000	0.000		5.48	-	-			0.000	0.000	0.000		0.001	-	-	0.000	0.000	0.000		0.001	-	-			0.092		
9.600	0.000	0.000	0.000		5.06	-	-	0.000	0.000	0.000		5.08	-	-			0.000	0.000	0.000		0.001	-	-	0.000	0.000	0.000		0.001	-	-			0.096		
10.000	0.000	0.000	0.000		4.66	-	-	0.000	0.000	0.000		4.68	-	-			0.000	0.000	0.000		0.001	-	-	0.000	0.000	0.000		0.001	-	-			0.100		
11.000	0.000	0.000	0.000		3.66	-	-	0.000	0.000	0.000		3.68	-	-			0.000	0.000	0.000		0.001	-	-	0.000	0.000	0.000		0.001	-	-			0.110		
12.000	0.000	0.000	0.000		2.66	-	-	0.000	0.000	0.000		2.69	-	-			0.000	0.000	0.000		0.001	-	-	0.000	0.000	0.000		0.004	-	-			0.120		
13.000	0.000	0.000	0.000		1.66	-	-	0.000	0.000	0.000		1.73	-	-			0.000	0.000	0.000		0.001	-	-	0.000	0.000	0.000		0.043	-	-			0.130		
14.000	0.000	0.000	0.000		0.721	-	-	0.000	0.000	0.000		0.914	-	-			0.000	0.000	0.000		0.061	-	5	0.000	0.000	0.000		0.227	-	-			0.140		
15.000	0.000	0.000	0.000		0.144	-	-	0.000	0.000	0.000		0.372	-	20			0.000	0.000	0.000		0.484	-	-	0.000	0.000	0.000		0.685	-	-			0.150		
16.000	0.000	0.000	0.000		0.009	-	-	0.000	0.000	0.000		0.116	-	-			0.000	0.000	0.000		1.35	-	-	0.000	0.000	0.000		1.43	-	-			0.160		
17.000	0.000	0.000	0.000		0.001	-	-	0.000	0.000	0.000		0.025	-	-			0.000	0.000	0.000		2.35	-	-	0.000	0.000	0.000		2.36	-	-			0.170		
18.000	0.000	0.000	0.000		0.001	-	-	0.000	0.000	0.000		0.004	-	-			0.000	0.000	0.000		3.35	-	-	0.000	0.000	0.000		3.35	-	-			0.180		
19.000	0.000	0.000	0.000		0.001	-	-	0.000	0.000	0.000		0.001	-	-			0.000	0.000	0.000		4.35	-	-	0.000	0.000	0.000		4.35	-	-			0.190		
20.000	0.000	0.000	0.000		0.001	-	-	0.000	0.000	0.000		0.001	-	-			0.000	0.000	0.000		5.35	-	-	0.000	0.000	0.000		5.35	-	-			0.200		
22.000	0.000	0.000	0.000		0.001	-	-						-	-			0.000	0.000	0.000		7.35	-	-					-	-			0.220			
24.000	0.000	0.000	0.000		0.001	-	-						-	-			0.000	0.000	0.000		9.35	-	-					-	-			0.240			
Totals:						0	0							0	20	0	0							0	5							0	5	0	0
Number of Trades:						0							0							0							0							0	

PIRAEUS FINANCIAL HOLD (CR)

(Contract Size: 100 Securities, Exercise Style: American, Physical Delivery)

Call Options														Put Options																			
June 2023							July 2023							Other Months		June 2023							July 2023							Other Months		Exercise Price	
Open price	Price max	Price min	Last price	Closing price	Volume	Open Interest	Open price	Price max	Price min	Last price	Closing price	Volume	Open Interest	Volume	Open Interest	Open price	Price max	Price min	Last price	Closing price	Volume	Open Interest	Open price	Price max	Price min	Last price	Closing price	Volume	Open Interest	Volume	Open Interest		
0.500	0.000	0.000	0.000	2.28	-	-										0.000	0.000	0.000	0.001	-	-											0.005	
0.550	0.000	0.000	0.000	2.23	-	-										0.000	0.000	0.000	0.001	-	-											0.006	
0.600	0.000	0.000	0.000	2.18	-	-										0.000	0.000	0.000	0.001	-	-											0.006	
0.650	0.000	0.000	0.000	2.13	-	-										0.000	0.000	0.000	0.001	-	-											0.007	
0.700	0.000	0.000	0.000	2.08	-	-										0.000	0.000	0.000	0.001	-	-											0.007	
0.750	0.000	0.000	0.000	2.03	-	-										0.000	0.000	0.000	0.001	-	-											0.008	
0.800	0.000	0.000	0.000	1.98	-	-										0.000	0.000	0.000	0.001	-	-											0.008	
0.850	0.000	0.000	0.000	1.93	-	-										0.000	0.000	0.000	0.001	-	-											0.009	
0.900	0.000	0.000	0.000	1.88	-	-										0.000	0.000	0.000	0.001	-	-											0.009	
0.950	0.000	0.000	0.000	1.83	-	-										0.000	0.000	0.000	0.001	-	-											0.010	
1.000	0.000	0.000	0.000	1.78	-	-										0.000	0.000	0.000	0.001	-	-											0.010	
1.100	0.000	0.000	0.000	1.68	-	-										0.000	0.000	0.000	0.001	-	-											0.011	
1.200	0.000	0.000	0.000	1.58	-	-										0.000	0.000	0.000	0.001	-	-											0.012	
1.300	0.000	0.000	0.000	1.48	-	-										0.000	0.000	0.000	0.001	-	-											0.013	
1.400	0.000	0.000	0.000	1.38	-	-										0.000	0.000	0.000	0.001	-	-											0.014	
1.500	0.000	0.000	0.000	1.28	-	-										0.000	0.000	0.000	0.002	-	-											0.015	
1.600	0.000	0.000	0.000	1.18	-	-	0.000	0.000	0.000		1.18	-	-			0.000	0.000	0.000	0.001	-	-	0.000	0.000	0.000		0.001	-	-				0.016	
1.700	0.000	0.000	0.000	1.08	-	-	0.000	0.000	0.000		1.08	-	-			0.000	0.000	0.000	0.002	-	-	0.000	0.000	0.000		0.001	-	-				0.017	
1.800	0.000	0.000	0.000	0.981	-	-	0.000	0.000	0.000		0.986	-	-			0.000	0.000	0.000	0.005	-	-	0.000	0.000	0.000		0.001	-	-				0.018	
1.900	0.000	0.000	0.000	0.881	-	-	0.000	0.000	0.000		0.887	-	-			0.000	0.000	0.000	0.013	-	-	0.000	0.000	0.000		0.002	-	-				0.019	
2.000	0.000	0.000	0.000	0.782	-	-	0.000	0.000	0.000		0.790	-	-			0.000	0.000	0.000	0.001	-	-	0.000	0.000	0.000		0.005	-	-				0.020	
2.200	0.000	0.000	0.000	0.582	-	2	0.000	0.000	0.000		0.605	-	-			0.000	0.000	0.000	0.001	-	3	0.000	0.000	0.000		0.019	-	-				0.022	
2.400	0.000	0.000	0.000	0.386	-	-	0.000	0.000	0.000		0.437	-	-			0.000	0.000	0.000	0.005	-	-	0.000	0.000	0.000		0.050	-	-				0.024	
2.600	0.000	0.000	0.000	0.213	-	-	0.000	0.000	0.000		0.298	-	-			0.000	0.000	0.000	0.031	-	-	0.000	0.000	0.000		0.112	-	-				0.026	
2.800	0.000	0.000	0.000	0.091	-	-	0.000	0.000	0.000		0.191	-	-			0.000	0.000	0.000	0.109	-	-	0.000	0.000	0.000		0.204	-	-				0.028	
3.000	0.000	0.000	0.000	0.028	-	-	0.000	0.000	0.000		0.116	-	-			0.000	0.000	0.000	0.246	-	-	0.000	0.000	0.000		0.329	-	-				0.030	
3.200	0.000	0.000	0.000	0.007	-	-	0.000	0.000	0.000		0.066	-	-			0.000	0.000	0.000	0.425	-	-	0.000	0.000	0.000		0.479	-	-				0.032	
3.400	0.000	0.000	0.000	0.001	-	-	0.000	0.000	0.000		0.035	-	-			0.000	0.000	0.000	0.620	-	-	0.000	0.000	0.000		0.648	-	-				0.034	
3.600	0.000	0.000	0.000	0.001	-	-	0.000	0.000	0.000		0.018	-	-			0.000	0.000	0.000	0.820	-	-	0.000	0.000	0.000		0.832	-	-				0.036	
3.800	0.000	0.000	0.000	0.001	-	-	0.000	0.000	0.000		0.009	-	-			0.000	0.000	0.000	1.02	-	-	0.000	0.000	0.000		1.02	-	-				0.038	
Totals:					0	2																											
Number of Trades:					0																												

PPC (CR)

(Contract Size: 100 Securities, Exercise Style: American, Physical Delivery)

Call Options														Put Options																				
June 2023							July 2023							Other Months		June 2023							July 2023							Other Months		Exercise Price		
Open price	Price max	Price min	Last price	Closing price	Volume	Open Interest	Open price	Price max	Price min	Last price	Closing price	Volume	Open Interest	Volume	Open Interest	Open price	Price max	Price min	Last price	Closing price	Volume	Open Interest	Open price	Price max	Price min	Last price	Closing price	Volume	Open Interest	Volume	Open Interest			
3.400	0.000	0.000	0.000	6.48	-	-										0.000	0.000	0.000	0.001	-	-											0.034		
3.600	0.000	0.000	0.000	6.28	-	-										0.000	0.000	0.000	0.001	-	-											0.036		
3.800	0.000	0.000	0.000	6.08	-	-										0.000	0.000	0.000	0.001	-	-											0.038		
4.000	0.000	0.000	0.000	5.88	-	-										0.000	0.000	0.000	0.001	-	-											0.040		
4.400	0.000	0.000	0.000	5.48	-	-										0.000	0.000	0.000	0.001	-	-											0.044		
4.800	0.000	0.000	0.000	5.08	-	-										0.000	0.000	0.000	0.001	-	-											0.048		
5.200	0.000	0.000	0.000	4.68	-	-										0.000	0.000	0.000	0.001	-	-											0.052		
5.600	0.000	0.000	0.000	4.28	-	-										0.000	0.000	0.000	0.001	-	-											0.056		
6.000	0.000	0.000	0.000	3.88	-	-	0.000	0.000	0.000		3.90	-	-			0.000	0.000	0.000	0.003	-	-	0.000	0.000	0.000		0.001	-	-			0.060			
6.400	0.000	0.000	0.000	3.48	-	-	0.000	0.000	0.000		3.50	-	-			0.000	0.000	0.000	0.011	-	-	0.000	0.000	0.000		0.001	-	-			0.064			
6.800	0.000	0.000	0.000	3.09	-	-	0.000	0.000	0.000		3.10	-	-			0.000	0.000	0.000	0.001	-	-	0.000	0.000	0.000		0.003	-	-			0.068			
7.200	0.000	0.000	0.000	2.69	-	-	0.000	0.000	0.000		2.71	-	-			0.000	0.000	0.000	0.002	-	-	0.000	0.000	0.000		0.008	-	-			0.072			
7.600	0.000	0.000	0.000	2.29	-	61	0.000	0.000	0.000		2.32	-	-			0.000	0.000	0.000	0.001	-	3	0.000	0.000	0.000		0.022	-	-			0.076			
8.000	0.000	0.000	0.000	1.89	-	-	0.000	0.000	0.000		1.95	-	-			0.000	0.000	0.000	0.001	-	10	0.000	0.000	0.000		0.050	-	-			0.080			
8.400	0.000	0.000	0.000	1.49	-	39	0.000	0.000	0.000		1.60	-	-			0.000	0.000	0.000	0.005	-	5	0.000	0.000	0.000		0.101	-	-			0.084			
8.800	0.000	0.000	0.000	1.11	-	284	0.000	0.000	0.000		1.28	-	-			0.000	0.000	0.000	0.023	-	2	0.000	0.000	0.000		0.181	-	-			0.088			
9.200	0.000	0.000	0.000	0.763	-	-	0.000	0.000	0.000		1.00	-	-			0.000	0.000	0.000	0.076	-	-	0.000	0.000	0.000		0.299	-	-			0.092			
9.600	0.000	0.000	0.000	0.475	-	15	0.000	0.000	0.000		0.762	-	-			0.000	0.000	0.000	0.188	-	-	0.000	0.000	0.000		0.457	-	-			0.096			
10.000	0.000	0.000	0.000	0.265	-	22	0.000	0.000	0.000		0.563	-	-			0.000	0.000	0.000	0.378	-	-	0.000	0.000	0.000		0.658	-	-			0.100			
11.000	0.000	0.000	0.000	0.035	-	-	0.000	0.000	0.000		0.236	-	-			0.000	0.000	0.000	1.15	-	-	0.000	0.000	0.000		1.33	-	-			0.110			
12.000	0.000	0.000	0.000	0.002	-	-	0.000	0.000	0.000		0.085	-	-			0.000	0.000	0.000	2.12	-	-	0.000	0.000	0.000		2.18	-	-			0.120			
13.000	0.000	0.000	0.000	0.001	-	-	0.000	0.000	0.000		0.026	-	-			0.000	0.000	0.000	3.12	-	-	0.000	0.000	0.000		3.13	-	-			0.130			
14.000	0.000	0.000	0.000	0.001	-	-	0.000	0.000	0.000		0.007	-	-			0.000	0.000	0.000	4.12	-	-	0.000	0.000	0.000		4.12	-	-			0.140			
15.000	0.000	0.000	0.000	0.001	-	-	0.000	0.000	0.000		0.002	-	-			0.000	0.000	0.000	5.12	-	-	0.000	0.000	0.000		5.12	-	-			0.150			
Totals:					0	421							0	0	0							0	20							0	0	0	0	0
Number of Trades:					0								0	0									0.00							0			0	

Lending Products	Underlying Title	Open Interest[5]	Multilateral Transactions[1]				Bilateral Transactions[2]		Stock Borrowing through OTC (volume)[3]
			Volume(Offered)	Average Weighted	Transactions volume	Average Weighted	Transactions Volume	Average Weighted	Transactions Volume
ADMIEBOR	ADMIE (IPTO) HOLDING S.A. (CR)	---	---	---	---	---	---	389,153	
AEGNBOR	AEGEAN AIRLINES (CR)	---	---	---	---	---	---	101,094	
ALPHABOR	ALPHA SERVICES HOLD (CR)	200	---	---	---	---	---	59,149,759	
ALMYBOR	ALUMIL (CR)	---	---	---	---	---	---	---	
OTOELBOR	AUTOHELLAS SA (CR)	7,710	---	---	---	---	---	192,268	
AVAXBOR	AVAX S.A. (CR)	---	---	---	---	---	---	---	
EEEBOR	CC HBC AG (CR)	4,431	---	---	---	---	---	47,768	
CENERBOR	CENERGY HOLDINGS (CB)	1,000	---	---	---	---	---	---	
ELLAKTORBOR	ELLAKTOR (CR)	3,260	---	---	---	---	---	103,976	
ELHABOR	ELVALHALCOR (CR)	24,139	---	---	---	---	---	64,887	
EUROBBOR	EUROBANK HOLDINGS (CR)	15,000	---	---	---	---	---	34,112,689	
EYDAPBOR	EYDAP S.A. (CR)	18,351	---	---	---	---	---	201,320	
FFGRPBOR	FOLLI FOLLIE (CR)	---	---	---	---	---	---	886,310	
FOYRKBOR	FOURLIS (CR)	---	---	---	---	---	---	15,890	
GEKTERNABOR	GEK TERNA (CR)	---	---	---	---	---	---	1,293	
SARBOR	GR. SARANTIS S.A. (CR)	559	---	---	---	---	---	64,827	
EXAEBOR	HELLENIC EXCHANGES-A.S.E. (CR)	3,200	---	---	---	---	---	219,347	
ELPEBOR	HELLENIQ ENERGY (CR)	---	---	---	---	---	---	354,281	
INTRKBOR	INTRACOM HOLDINGS (CR)	---	---	---	---	---	---	---	
INKATBOR	INTRAKAT (CR)	---	---	---	---	---	---	---	
BELABOR	JUMBO SA (CR)	35,104	---	---	900	4.50%	---	206,729	
LAMDABOR	LAMDA DEVELOPMENT SA (CR)	---	---	---	---	---	---	525,408	
MIGBOR	MIG (CR)	1,950	---	---	---	---	---	40,179	
MOHBOR	MOTOR OIL (CR)	24,781	---	---	---	---	---	1,121,767	
MYTILBOR	MYTILINEOS (CR)	15,622	---	---	---	---	---	182,038	
ETEBOR	NATIONAL BANK (CR)	1,500	---	---	---	---	---	10,279,239	
OPAPBOR	OPAP (CR)	2,000	---	---	---	---	---	1,862,538	
HTOBOR	OTE (CR)	---	---	---	---	---	---	1,164,870	
PPABOR	P.P.A. S.A. (CR)	2,250	---	---	---	---	---	65,287	
TPEIRBOR	PIRAEUS FINANCIAL HOLD (CR)	5,000	---	---	---	---	---	789,868	
PPCBOR	PPC (CR)	3,000	---	---	---	---	---	1,891,107	

## Stock Lending Notes

[1] - Multilateral contracts Lending or Borrowing as per Methods 8-1, 8-2 and 8-3-3 (According to ATHEX BoD Resolution No.17)

[2] - Bilateral Contracts Lending or Borrowing as per Methods 8-3-1 and 8-3-2 (According to ATHEX BoD Resolution No.20 )

[3] - The information concerning OTC Stock Borrowing Transactions is based on the statements of the Dematerialised Securities System (DSS) operators involved and refers to volumes that have been registered up until the previous working day.

[4] - Average Price (Volume weighted)

[5] - The Data concerning Open Interest before the start of trading session

Lending Products	Underlying Title	Open Interest[5]	Multilateral Transactions[1]				Bilateral Transactions[2]		Stock Borrowing through OTC (volume)[3]
			Volume(Offered)	Average Weighted	Transactions volume	Average Weighted	Transactions Volume	Average Weighted	Transactions Volume
QUALBOR	QUALITY & RELIABILITY SA (CR)	---	---	---	---	---	---	---	
QUESTBOR	QUEST HOLDINGS (CR)	1,808	---	---	---	---	---	58,355	
TENERGYBOR	TERNA ENERGY (CR)	---	---	---	---	---	---	69,122	
TITCBOR	TITAN CEMENT (CB)	3,089	---	---	---	---	---	347,875	
VIOBOR	VIOHALCO SA/NV (CB)	18,277	---	---	---	---	---	---	

## Stock Lending Notes

[1] - Multilateral contracts Lending or Borrowing as per Methods 8-1, 8-2 and 8-3-3 (According to ATHEX BoD Resolution No.17)

[2] - Bilateral Contracts Lending or Borrowing as per Methods 8-3-1 and 8-3-2 (According to ATHEX BoD Resolution No.20 )

[3] - The information concerning OTC Stock Borrowing Transactions is based on the statements of the Dematerialised Securities System (DSS) operators involved and refers to volumes that have been registered up until the previous working day.

[4] - Average Price (Volume weighted)

[5] - The Data concerning Open Interest before the start of trading session

## Sectors codification for listed companies

12003-	ETF	10101010	Computer Services
10101015	Software	10102030	Computer Hardware
15101010	Telecommunications Equipment	15102015	Telecommunications Services
20101010	Health Care Facilities	20101025	Health Care Services
20102010	Medical Equipment	20103015	Pharmaceuticals
30101010	Banks	30202000	Diversified Financial Services
30202010	Asset Managers & Custodians	30202015	Investment Services
30204000	Closed End Investments	30302010	Full Line Insurance
30302015	Insurance Brokers	30302025	Property and Casualty Insurance
35101010	Real Estate Holding and Development	35101015	Real Estate Services
35102000	Diversified REITs	35102030	Office REITs
40201040	Rental & Leasing Services: Consumer	40202010	Home Construction
40202015	Household Furnishings	40202020	Household Appliance
40203040	Electronic Entertainment	40203045	Toys
40204020	Clothing & Accessories	40301010	Entertainment
40301030	Publishing	40301035	Radio & TV Broadcasters
40401010	Diversified Retailers	40401020	Apparel Retailers
40401025	Home Improvement Retailers	40401030	Specialty Retailers
40501010	Airlines	40501015	Travel & Tourism
40501020	Casinos & Gambling	40501025	Hotels & Motels
45101015	Distillers & Vintners	45101020	Soft Drinks
45102010	Farming Fishing Ranching & Plantations	45102020	Food Products
45103010	Tobacco	45201010	Food Retailers & Wholesalers
45201020	Personal Products	50101010	Construction
50101020	Building Roof/Wallboard and Plumbing	50101030	Cement
50101035	Building Materials: Other	50202010	Electrical Components
50203000	Diversified Industrials	50203015	Plastics
50203030	Containers & Packaging	50204000	Machinery: Industrial
50204020	Machinery: Construction & Handling	50205010	Industrial Suppliers
50205020	Back Office Support HR & Consulting	50205030	Forms & Bulk Printing Services
50206015	Commercial Vehicles & Parts	50206030	Marine Transportation
50206060	Transportation Services	55101000	Diversified Materials
55101020	Textile Products	55102000	General Mining
55102010	Iron & Steel	55102015	Metal Fabricating
55102035	Aluminum	60101020	Oil Refining and Marketing
65101010	Alternative Electricity	65101015	Conventional Electricity
65102030	Water		



**ATHEX**  
Athens Stock Exchange

Λεωφ. Αθηνών 110 104 42 Αθήνα  
110, Athinon Ave. GR 104 42 Athens  
tel. (+30)210-33.66.800, fax (+30)210-33.66.101  
[www.athexgroup.gr](http://www.athexgroup.gr)