


23

Ημερήσιο Δελτίο  
Συναλλακτικής Δραστηριότητας

Daily Official List  
of Trading Activity

Friday, 2 June, 2023

Year: 144 Trading Day No: 103



**ATHEXGROUP**  
Athens Exchange Group

**Disclaimer:**

Hellenic Exchanges-Athens Stock Exchange S.A endeavours to ensure that the data and other material ("Information") presented on the Daily Official List are accurate and complete, but it is not liable for any errors or omissions of data or /and for the accuracy, credibility, updating and completeness of the aforesaid information nor it has any liability arising directly or indirectly from the use of the above Information.

The Company is not liable for the accuracy of the data included in listed companies' announcements. Only the sender of such an announcement is fully and solely liable for any infringement of third party's rights from the content of such announcement. All contents of the Daily Official List are provided only for information purposes and do not constitute investment advice or solicitation to invest in securities or other products listed for trading on the Exchange.

You acknowledge and agree that the Company is the owner of any property rights related to any Information appearing on the Daily Official List including intellectual property rights copyright, trademarks, etc.

The above data are a property of the Hellenic Exchanges-Athens Exchange and are copyright protected. Users are forbidden to reproduce, modify, copy, sale, transmit or redistribute, by all reproduction means and methods, part or the whole of the above data, without reference to their source.

The commercial exploitation of these data is, also, forbidden by third parties. Hellenic Exchanges-Athens Exchange does not carry any responsibility, direct or indirect, derived from usage or accidental alteration of the above data when used by third parties.

---

**Hellenic Exchanges – Athens Stock Exchange S.A.**

110 Athinon Ave., 10442 Athens, Tel: (210) 33.66.800, Fax: (210) 32.13.938

[www.athexgroup.gr](http://www.athexgroup.gr)

---

**Thessalonica Stock Exchange Center (T.S.E.C)**

16-18 Katouni Str., Thessalonica 546 25 Tel: (2310) 567.667, Fax: (2310) 530.545

---

**Athex Members Guarantee Fund**

14-16 Fidiou Str., Athens 106 78, Tel: (210) 33.04.682, Fax: (210) 33.04.155

---

**Hellenic Republic Capital Market Commission**

1 Kolokotroni Str. & 1 Stadiou Str., Athens 10562 Tel: (210) 33.77.100 Fax: (210) 33.77.173

---

**Table of Contents**

---

**Section 1: Statistical Figures of Securities, Derivatives and Lending**

Summary of Markets

Athex Indices

Analytic Figures for Athex Market's Boards and Categories

Trading Details by Athex Sectors and Financial Instruments (ETFs)

Top 10 best &amp; worst performing Shares

Derivatives Summary

**Section 2: Analytic Figures of Shares Transactions**

Analytic Figures of Shares Transactions

Shares' Notes

**Section 3: Figures of Securities Transactions**

Securities Blocks Details

Shares Rights Details

Stock Borrowing

Forced Sales Details

Forced Sales Registered Shares

Exchange Traded Funds (ETFs) Characteristics

**Section 5: Bonds traded in Fixed Income Assets Market**

Convertible Corporate Bonds - Regulated Market

Non Convertible Corporate Bonds - Regulated Market

Government Bonds

Treasury Bills &amp; Zero Coupon Government Bonds

Government Bonds Traded with the Open Outcry Method

State Banks Bonds

**Section 6: Additional Infos**

Athex &amp; ATHEXClear Members List

List of Stocks under Market Making operations

**Section 7: Derivatives Market Analytic Figures**

Index Futures

Stock Futures

Index Options

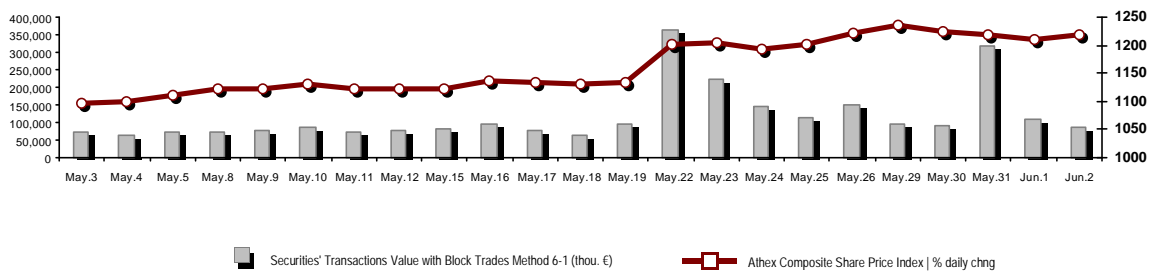
Stock Options

Stock Lending Analytic Figures

**Appendix A: Sectors codification for listed companies**

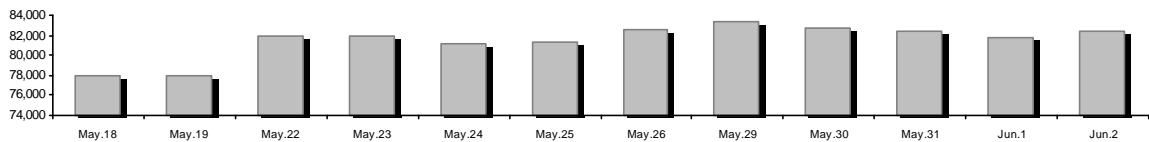
## Summary of Markets

Athex Composite Share Price Index vs Shares and Derivatives Transactions Value

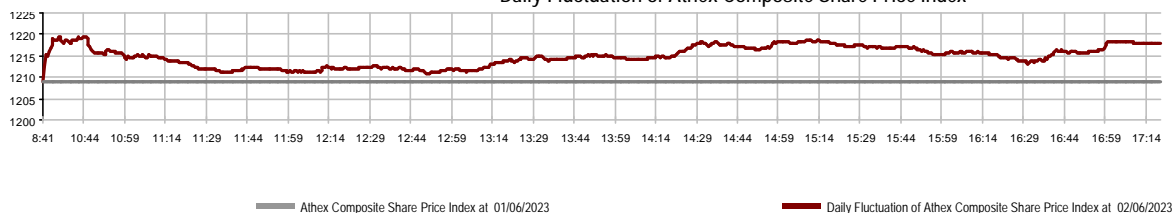


Athex Capitalisation (mill. €) **:	82,432.09		Derivatives Total Open Interest	495,578
Daily change: mill. €   %	611.24	0.75%	in Index Futures   % daily chng	8,519 3.01%
Yearly Avg Capitalisation: mill. €   % chng prev year Avg	74,046.06	17.42%	in Stock Futures   % daily chng	484,520 2.45%
Athex Composite Share Price Index   % daily chng	1,217.86	0.73%	in Index Options   % daily chng	1,637 1.87%
Athex Composite Share Price Index Capitalisation (mill. €)	75,135.72		in Stock Options   % daily chng	902 7.77%
Daily change (mill. €)	615.90			
Securities' Transactions Value with Block Trades Method 6-1 (t)	86,787.42		Derivatives Contracts Volume:	29,379
Daily change: %	-23,627.50	-21.40%	Daily change: pieces   %	-11,689 -28.46%
YtD Avg Trans. Value: thou. €   % chng prev year Avg	106,981.99	48.07%	YtD Avg Derivatives Contracts % chng prev year Avg	45,847 33.47%
Blocks Transactions Value of Method 6-1 (thou. €)	9,851.56		Derivatives Trades Number:	1,499
Blocks Transactions Value of Method 6-2 & 6-3 (thou. €)	0.00		Daily change: number   %	-867 -36.64%
Bonds Transactions Value (thou.€)	652.32		YtD Avg Trades number % chng prev year Avg	2,392 16.43%
Securities' Transactions Volume with Block Trades Method 6-1 (tho)	23,027.48		Lending Total Open Interest	207,715
Daily change: thou. pieces   %	-2,543.25	-9.95%	Daily change: pieces   %	-1,929 -0.92%
YtD Avg Volume: % chng prev year Avg	39,974.09	41.00%	Lending Volume (Multilateral/Bilateral)	1,005
Blocks Transactions Volume of Method 6-1 (thou. Pieces)	2,852.69		Daily change: pieces   %	405
Blocks Transactions Volume of Method 6-2 & 6-3 (thou. Pieces)	0.00		Multilateral Lending	1,005
Bonds Transactions Volume	702,000		Bilateral Lending	0
Securities' Trades Number with Block Trades Method 6-1	30,282		Lending Trades Number:	10
Daily change: number   %	-10,132	-25.07%	Daily change: %	1
YtD Avg Trades number % chng prev year Avg	36,203	23.07%	Multilateral Lending Trades Number	10
Number of Blocks Method 6-1	15		Bilateral Lending Trades Number	0
Number of Blocks Method 6-2 & 6-3	0			
Number of Bonds Transactions	158			

Athex Capitalisation (mill. €) \*\*



Daily Fluctuation of Athex Composite Share Price Index



## Athex Indices

Index name	02/06/2023	01/06/2023	pts.	%	Min	Max	Year min	Year max	Year change
Athex Composite Share Price Index	1,217.86 #	1,209.05	8.81	0.73%	1,209.05	1,219.39	929.79	1,240.22	30.98% #
Athex ESG Index	1,385.17 #	1,371.90	13.27	0.97%	1,371.90	1,385.56	1,057.52	1,414.46	30.96% #
FTSE/Athex Large Cap	2,953.60 #	2,923.64	29.96	1.02%	2,923.64	2,954.57	2,250.77	3,018.91	31.18% #
FTSE/Athex Mid Cap Index	1,814.09 #	1,810.87	3.22	0.18%	1,808.35	1,821.91	1,411.43	1,841.98	28.53% #
FTSE/ATHEX High Dividend Yield Index	3,660.04 #	3,648.77	11.27	0.31%	3,648.62	3,672.23	3,028.28	3,751.69	20.86% #
FTSE/ATHEX Global Traders Index Plus	3,429.53 #	3,401.19	28.34	0.83%	3,400.05	3,432.24	2,616.09	3,462.68	31.09% #
FTSE/ATHEX Mid & Small Cap Factor-Weighted Ind	5,210.17 #	5,194.48	15.69	0.30%	5,184.97	5,233.71	4,353.12	5,233.71	18.53% #
ATHEX Select Index Plus	4,014.06 €	4,014.66	-0.60	-0.01%	4,009.03	4,032.52	3,071.06	4,104.86	30.71% #
ATHEX Select Index	6,058.91 #	6,026.43	32.48	0.54%	6,015.14	6,076.86	4,343.88	6,093.13	39.48% #
FTSE/Athex Market Index	704.04 #	697.34	6.70	0.96%	697.34	704.19	539.21	717.93	30.53% #
Athex Composite Index Total Return Index	2,167.67 #	2,152.00	15.67	0.73%	2,152.00	2,170.40	1,641.17	2,207.13	32.08% #
FTSE/Athex Large Cap Total Return	4,779.34 #	4,713.09	66.25	1.41%			3,623.42	4,843.28	32.72% #
FTSE/Athex Mid Cap Total Return	2,396.11 #	2,391.86	4.25	0.18%			1,881.61	2,426.92	28.98% #
Hellenic Mid & Small Cap Index	1,739.94 #	1,735.32	4.62	0.27%	1,734.35	1,745.70	1,365.14	1,768.80	27.46% #
FTSE/Athex Banks	963.09 #	952.81	10.28	1.08%	952.81	969.59	640.09	1,024.93	50.35% #
FTSE/Athex Insurance	2,828.05 #	2,782.19	45.86	1.65%	2,721.05	2,881.56	2,652.26	3,042.07	-3.65% €
FTSE/Athex Financial Services	1,260.29 €	1,271.90	-11.61	-0.91%	1,260.29	1,287.42	672.72	1,375.02	83.87% #
FTSE/Athex Industrial Goods & Services	6,646.32 #	6,588.55	57.77	0.88%	6,567.73	6,671.43	4,603.86	6,792.48	43.29% #
FTSE/Athex Retail	1,248.94 #	1,248.25	0.69	0.06%	1,231.00	1,257.92	901.21	1,284.98	38.58% #
FTSE/ATHEX Real Estate	4,206.34 €	4,280.93	-74.59	-1.74%	4,206.10	4,321.75	3,750.22	4,461.05	3.27% #
FTSE/Athex Consumer Goods & Services	12,825.03 #	12,545.36	279.67	2.23%	12,493.80	12,825.03	8,974.47	13,239.61	40.05% #
FTSE/Athex Food & Beverage	10,453.61 #	10,378.29	75.32	0.73%	10,313.54	10,472.12	8,101.49	11,188.59	23.47% #
FTSE/Athex Basic Resources	8,417.40 #	8,264.71	152.69	1.85%	8,264.71	8,417.40	6,463.31	8,543.17	29.71% #
FTSE/Athex Construction & Materials	4,134.37 #	4,128.19	6.18	0.15%	4,101.88	4,151.68	3,204.90	4,211.31	29.00% #
FTSE/Athex Energy	5,283.92 €	5,330.24	-46.32	-0.87%	5,266.71	5,397.95	4,780.16	5,856.79	5.05% #
FTSE/Athex Travel & Leisure	2,787.05 #	2,746.96	40.09	1.46%	2,746.96	2,800.74	2,196.17	2,875.50	25.70% #
FTSE/Athex Technology	2,581.45 #	2,562.83	18.62	0.73%	2,562.83	2,585.94	2,047.81	2,587.56	25.67% #
FTSE/Athex Telecommunications	4,093.01 #	4,042.92	50.09	1.24%	4,042.92	4,104.25	3,511.53	4,391.80	0.52% #
FTSE/Athex Utilities	5,792.87 #	5,704.83	88.04	1.54%	5,692.70	5,792.87	4,598.77	5,900.30	25.97% #
FTSE/Athex Health Care	407.57 €	414.36	-6.79	-1.64%	407.57	414.36	390.59	469.84	-2.70% €
FTSE/Athex Personal Products	7,392.00 €	7,447.73	-55.73	-0.75%	7,389.86	7,540.90	6,441.87	7,905.24	11.89% #
Athex All Share Index	287.97 #	285.81	2.16	0.76%	287.97	287.97	231.11	291.43	25.07% #
MSCI GREECE REBASED	4,662.63 #	4,603.68	58.95	1.28%	4,603.68	4,664.27	4,125.04	4,807.36	--- -
Hellenic Corporate Bond Index	123.49 #	123.32	0.17	0.13%			118.78	123.49	3.78% #
Hellenic Corporate Bond Price Index	88.20 #	88.09	0.11	0.13%			85.96	88.20	2.29% #

Note 1: FTSE/Med 100, Hellenic Corporate Bond Price Index and Hellenic Corporate Bond Index closing prices refer to the previous trading day of 31/05/2023.

Note 2: The Hellenic Mid & Small Cap Index is a Customized index calculated by the Athens Exchange.

## Analytic Figures for Athex Market's Boards and Categories

	Total Traded Securities	Main Market	Surveillance	Exchange Traded Funds (ETFs)
Totals	120	107	12	1
Gain / Lose / Same:	67 / 38 / 15	61 / 33 / 13	5 / 5 / 2	1 / 0 / 0
Athex Capitalisation (mill. €) **	82,432.09	82,072.07	360.02	
Daily Average Trans/ons Value(thou.€)	106,981.99	106,733.80	253.95	39.27
Transactions Value	86,787.42	86,613.64	173.75	0.03
Main Board:	76,935.86	76,762.08	173.75	0.03
Blocks Board 6_2_3:	9,851.56	9,851.56	0.00	0.00
Forced Sales Board:	0.00	0.00	0.00	0.00
Special Terms Board:	0.00	0.00	0.00	0.00
Daily Average Transactions Volume	39,974,091	38,828,218	1,152,308	1,490
Transactions Volume	23,027,481	22,130,360	897,120	1
Main Board:	20,174,796	19,277,675	897,120	1
Blocks Board 6_2_3:	2,852,685	2,852,685	0	0
Forced Sales Board:	0	0	0	0
Special Terms Board:	0	0	0	0
Daily Average Number of Trades	36,203	35,954	246	3
Number of Trades	30,282	30,044	237	1
Main Board:	30,267	30,029	237	1
Blocks Board 6_2_3:	15	15	0	0
Forced Sales Board:	0	0	0	0
Special Terms Board:	0	0	0	0

## Trading Details by Athex Sectors and Financial Instruments (ETFs)

Code	Sectors	Gain / Lose / Same	Number of Trades	Transactions Volume	Transactions Value	% of Total Trans. Value
3010	- Banks	4 / 2 / 0	9,553	16,162,164	31,778,378.47	36.62%
5510	- Basic Resources	13 / 1 / 2	883	274,924	917,005.96	1.06%
5010	- Construction & Materials	7 / 5 / 2	1,655	637,523	1,519,911.33	1.75%
4020	- Consumer Products & Services	2 / 4 / 0	1,532	265,705	4,739,642.41	5.46%
6010	- Energy	1 / 2 / 1	1,957	280,120	5,023,814.06	5.79%
12000	- Financial Instruments	1 / 0 / 0	1	1	29.80	0.00%
3020	- Financial Services	1 / 2 / 2	587	254,469	1,268,162.44	1.46%
4510	- Food Beverage & Tobacco	3 / 1 / 1	193	28,997	522,272.51	0.60%
2010	- Health Care	1 / 2 / 0	85	108,823	58,717.41	0.07%
5020	- Industrial Goods & Services	11 / 5 / 0	2,570	1,355,364	5,804,780.44	6.69%
3030	- Insurance	1 / 0 / 0	7	618	2,282.48	0.00%
4030	- Media	1 / 0 / 0	2	500	272.00	0.00%
4520	- Personal Care, Drug & Grocery Stores	1 / 2 / 0	129	93,523	606,665.29	0.70%
3510	- Real Estate	3 / 3 / 4	1,048	429,991	2,200,525.23	2.54%
4040	- Retail	2 / 2 / 1	345	78,347	288,713.50	0.33%
1010	- Technology	5 / 4 / 1	1,433	402,034	1,739,865.07	2.00%
1510	- Telecommunications	2 / 0 / 0	2,321	837,493	12,244,731.25	14.11%
4050	- Travel & Leisure	4 / 2 / 1	2,988	956,247	11,000,787.50	12.68%
6510	- Utilities	4 / 1 / 0	2,993	860,638	7,070,862.39	8.15%

## Top 10 best &amp; worst performing Shares

## Main Market

With positive Price change	Closing price	change	With negative Price change	Closing price	change
EUROCONSULTANTS S.A. (CR)	0.71	6.93% #	AUSTRIACARD (CB)	13.7	-5.52% €
INTERTECH SA (CR)	1.12	6.16% #	ELLAKTOR (CR)	2.19	-3.52% €
MERMEREN KOMB. A.D. PR. (GDR)	35.4	4.12% #	LAMDA DEVELOPMENT SA (CR)	6.21	-2.21% €
MEVACO SA (CR)	4.18	3.98% #	AUTOHELLAS SA (CR)	13.76	-1.71% €
ALPHA SERVICES HOLD (CR)	1.414	3.02% #	TPA SA (CR)	24.2	-1.63% €
VIOHALCO SA/NV (CB)	5.75	2.86% #	LAVIPHARM SA (CR)	0.468	-1.47% €
PROFILE SA (CR)	4.08	2.77% #	HELLENIC EXCHANGES-A.S.E. (CR)	4.84	-1.43% €
JUMBO SA (CR)	22.6	2.73% #	QUALITY & RELIABILITY SA (CR)	0.7	-1.13% €
REVOIL (CR)	1.435	2.50% #	MOTOR OIL (CR)	23.1	-1.11% €
TERNA ENERGY (CR)	20.22	1.97% #	GR. SARANTIS S.A. (CR)	7.4	-0.94% €
With the highest Transactions Value	Value (thou. €)	change	With the highest Transactions Volume	Volume	change
OTE (CR)	12,239.28	1.24% #	ALPHA SERVICES HOLD (CR)	7,081,176	3.02% #
OPAP (CR)	10,306.63	1.59% #	EUROBANK HOLDINGS (CR)	5,968,903	-0.41% €
ALPHA SERVICES HOLD (CR)	9,885.63	3.02% #	PIRAEUS FINANCIAL HOLD (CR)	1,690,671	0.29% #
EUROBANK HOLDINGS (CR)	8,758.02	-0.41% €	NATIONAL BANK (CR)	1,404,532	1.50% #
NATIONAL BANK (CR)	8,129.01	1.50% #	OTE (CR)	836,698	1.24% #
PIRAEUS FINANCIAL HOLD (CR)	4,733.65	0.29% #	OPAP (CR)	643,888	1.59% #
MOTOR OIL (CR)	4,578.90	-1.11% €	PPC (CR)	367,785	1.59% #
JUMBO SA (CR)	4,263.03	2.73% #	ADMIE (IPTO) HOLDING S.A. (CR)	307,539	0.52% #
MYTILINEOS (CR)	4,140.48	0.90% #	EUROCONSULTANTS S.A. (CR)	301,551	6.93% #
PPC (CR)	3,600.26	1.59% #	LAMDA DEVELOPMENT SA (CR)	301,168	-2.21% €

Note: Stocks that are not included in the "Under Supervision" category, and the transactions value is more than 10,000 €.

## Derivatives Summary

	Number of Trades	Volume	Open Interest
<b>Index Futures</b>	<b>147</b>	<b>1,093</b>	<b>8,519</b>
FTSE/Athex Banks	1	5	1,843
FTSE/Athex Large Cap	135	668	6,492
MSCI GREECE REBASED	11	420	184
<b>Stock Futures</b>	<b>1,348</b>	<b>28,262</b>	<b>484,520</b>
ADMIE (IPTO) HOLDING S.A. (CR)	28	191	14,481
AEGEAN AIRLINES (CR)	6	21	2,001
ALPHA SERVICES HOLD (CR)	267	14,654	213,327
AUTOHELLAS SA (CR)	2	5	91
AVAX S.A. (CR)	23	35	473
CC HBC AG (CR)	3	7	233
CENERGY HOLDINGS (CB)	8	18	5,698
ELLAKTOR (CR)	5	28	1,070
ELVALHALCOR (CR)	14	86	1,558
EUROBANK HOLDINGS (CR)	171	5,514	49,016
EYDAP S.A. (CR)	3	7	565
FOURLIS (CR)	3	3	945
GEK TERNA (CR)	4	17	8,137
HELLENIC EXCHANGES-A.S.E. (CR)	47	360	2,849
HELLENIQ ENERGY (CR)	11	30	1,578
INTRACOM HOLDINGS (CR)	4	11	4,733
INTRAKAT (CR)	3	8	11,198
JUMBO SA (CR)	5	5	408
LAMDA DEVELOPMENT SA (CR)	49	186	5,696
MIG (CR)	12	77	1,280
MOTOR OIL (CR)	84	359	1,964
MYTILINEOS (CR)	43	201	2,530
NATIONAL BANK (CR)	142	1,167	22,306
OPAP (CR)	13	80	1,733
OTE (CR)	107	487	12,631
P.P.A. S.A. (CR)	2	136	356
PIRAEUS FINANCIAL HOLD (CR)	179	4,088	77,121
PPC (CR)	52	318	22,481
QUEST HOLDINGS (CR)	3	11	201
TERNA ENERGY (CR)	31	91	12,263
TITAN CEMENT (CB)	2	2	510
VIOHALCO SA/NV (CB)	22	59	5,087
<b>Index Options</b>	<b>3</b>	<b>22</b>	<b>1,637</b>
FTSE/Athex Large Cap	3	22	1,637
<b>Stock Options</b>	<b>1</b>	<b>2</b>	<b>902</b>
ALPHA SERVICES HOLD (CR)	0	0	24
NATIONAL BANK (CR)	0	0	287
OPAP (CR)	0	0	115
OTE (CR)	0	0	30
PIRAEUS FINANCIAL HOLD (CR)	0	0	5
PPC (CR)	1	2	441
<b>Total Derivatives Traded</b>	<b>1,499</b>	<b>29,379</b>	<b>495,578</b>









Number of Outstanding Securities	Nominal Value	Dividends [1] 2020 2021 2022	Date of Last Dividend [2]	Coupon Right	Note	Shares	Closing price	% change	Previous closing price/date	Open price	Price min	Price max	Last price	Avg price	Last Bid [7]	Last Ask [7]	P/E after tax	Year	Volume	Trades	Transactions Value[8]	Company Mkt Value (thou. €)	Year low	Year high	Sector [4]
57,434,884	1.31	---	05/06/2008	12/06/2009	---	REDS S.A. (CR)	2.52	---	2.52 01/06/2023	2.57	2.57	2.57	2.57	2.57	210@2.48	490@2.52	---	---	20	2	51.40	144,735.91	2.26	3	35101010
151,532,467	0.500	0.01 0.02	22/07/2022	10/06/2020	---	TRASTOR REAL EST. INV. CO.(CR)	1.06	---	1.06 01/06/2023	---	---	---	---	---	2500@1.00	400@1.08	---	---	---	---	---	160,624.42	0.965	1.14	35102000
15,300,000	0.300	---	30/07/2009	13/12/1999	---	ATTICA PUBLICATIONS SA (CR)	0.308	---	0.308 01/06/2023	---	---	---	---	---	1000@0.280	439@0.308	---	---	---	---	---	4,712.40	0.236	0.39	40301030
15,000,000	0.300	---	06/07/2007	18/07/2000	---	DAIOS PLASTICS SA (CR)	3.2	---	3.2 01/06/2023	---	---	---	---	---	100@3.16	---	---	---	---	---	---	48,000.00	2.92	3.52	50203015
3,307,500	0.210	---	11/08/2010	30/11/2022	---	ELVE SA (CR)	4.94	---	4.94 01/06/2023	---	---	---	---	---	50@4.72	94@4.88	19.47	2022	---	---	---	16,339.05	4.54	5.2	40204020
2,760,000	11.83	9.4 11	14/06/2022	16/07/1990	---	KARELIA (CR)	340	---	340 01/06/2023	---	---	---	---	---	30@326.00	9@354.00	---	---	---	---	---	938,400.00	288	348	45103010
6,700,000	0.800	0.179 0.047	24/08/2022	29/05/2014	---	MILLS KEPENOS (CR)	2.22	1.83 P	2.18 01/06/2023	2.22	2.22	2.22	2.22	2.22	100@2.16	68@2.28	16.40	2022	100	1	222.00	14,874.00	1.93	2.54	45102020
21,364,000	1.12	---	29/07/2019	08/03/2023	---	LAMPASA HOTEL SA (CR)	23	---	23 01/06/2023	---	---	---	---	---	100@23.00	100@24.00	---	---	---	---	---	491,372.00	20.6	24	40501025
8,321,682	0.670	---	17/08/2007	23/11/1999	---	N. LEVENTERIS (CR)	0.28	6.06 P	0.264 01/06/2023	0.28	0.28	0.28	0.28	0.28	200@0.290	2000@0.290	---	2022	3,344	2	936.32	2,999.83	0.22	0.364	55102010
2,160,524	0.670	---	03/12/2018	23/11/1999	---	N. LEVENTERIS (PR)	0.31	---	0.31 01/06/2023	---	---	---	---	---	1000@0.280	900@0.336	---	2022	---	---	---	2,999.83	0.218	0.342	55102010
27,379,200	0.980	---	03/07/2020	29/08/2022	---	CRETE PLASTICS SA (CR)	17.8	-0.56 E	17.9 01/06/2023	17.6	17.6	17.8	17.8	17.74	12@16.80	1267@17.80	---	---	250	3	4,435.00	487,349.76	14.7	17.9	50203015
255,494,534	2.71	0.352 0.279	14/12/2022	30/09/2021	---	PRODEA (CR)	7.6	---	7.6 01/06/2023	7.1	7.1	7.5	7.5	7.175	63@7.50	65@7.85	---	---	144	6	1,033.20	1,941,758.46	7.1	8.6	35102000
4,181,450	0.500	---	21/08/2000	05/03/2002	---	FLOUR MILLS SARANTOPOULOS SA	0.965	---	0.965 01/06/2023	---	---	---	---	---	1000@0.910	1090@1.06	---	---	---	---	---	4,035.10	0.92	1.5	45102020

## Exchange Traded Funds (ETFs)

906,928	---	---	15/06/2016	---	---	ALPHA ETF FTSE Athex Large Cap	29.8	1.02 P	29.5 01/06/2023	29.8	29.8	29.8	29.8	29.8	---	100@32.00	---	---	1	1	29.80	---	22.5	31	12003
---------	-----	-----	------------	-----	-----	--------------------------------	------	--------	-----------------	------	------	------	------	------	-----	-----------	-----	-----	---	---	-------	-----	------	----	-------

## Surveillance

356,314,416	0.060	---	07/07/2010	21/09/2017	5160	FRIGOGLASS SA (CR)	0.057	4.59 P	0.0545 01/06/2023	0.0565	0.0565	0.057	0.057	0.057	0.05772000@0.056	28250@0.058	---	---	613,928	71	34,858.47	20,309.92	0.05	0.158	50204000
65,326,268	0.530	---	04/07/2007	19/07/2006	4750	SATO SA (CR)	0.031	-19.48 E	0.0385 01/06/2023	0.031	0.031	0.031	0.031	0.031	0.03118387@0.031	1500@0.034	---	---	11,000	3	341.00	2,025.11	0.018	0.069	40202015
13,191,620	0.620	---	04/08/2010	09/09/2002	5232	YALCO - CONSTANTINOU (CR)	0.16	---	0.16 01/06/2023	---	---	---	---	---	200@0.151	2575@0.192	---	---	---	---	---	2,110.66	0.12	0.28	40202020
13,000,000	1.00	---	01/08/2007	07/04/2000	5093	AKRITAS SA (CR)	0.476	---	0.476 01/06/2023	0.476	0.476	0.476	0.476	0.476	170@0.478	1329@0.565	---	---	40	4	19.04	6,188.00	0.45	0.67	50101035
221,519,681	0.300	---	02/07/2008	28/02/2011	4957	ANEK LINES SA (CR)	0.222	-0.89 E	0.224 01/06/2023	0.226	0.22	0.226	0.224	0.223	1019@0.220	14562@0.224	---	---	43,396	18	9,694.67	50,090.76	0.177	0.248	40501015
312,163	0.300	---	02/07/2008	28/02/2011	4959	ANEK LINES SA (PR, issue '90)	0.072	---	0.072 01/06/2023	---	---	---	---	---	35000@0.086	---	---	---	---	---	---	50,090.76	0.072	0.086	40501015
2,969,713	0.300	---	02/07/2008	28/02/2011	4958	ANEK LINES SA (PR, issue '96)	0.3	20.00 P	0.25 01/06/2023	0.204	0.204	0.3	0.3	0.276	1000@0.250	8315@0.300	---	---	3,328	7	917.95	50,090.76	0.073	0.38	40501015
17,579,754	4.16	---	18/08/2006	02/08/2010	---	BIOTER SA (CR)	0.228	-5.00 E	0.24 01/06/2023	0.2	0.2	0.228	0.228	0.22	1691@0.228	100@0.250	---	---	7,451	17	1,642.83	4,008.18	0.198	0.398	50101010
54,654,600	0.050	---	01/07/1998	30/12/2022	5275	VIS SA (CR)	0.18	---	0.18 01/06/2023	---	---	---	---	---	7000@0.172	7800@0.180	---	2022	---	---	---	9,837.83	0.136	0.378	50203030
51,754,364	0.300	---	23/12/2003	24/01/2007	5197	SELECTED TEXT. IND. ASSOC (CR)	0.14	-11.39 E	0.158 01/06/2023	0.131	0.131	0.14	0.14	0.136	5500@0.136	1038@0.139	---	---	8,999	14	1,223.86	7,245.61	0.11	0.202	55101020
371,337,000	0.300	---	30/05/2013	01/07/2022	---	INTRALOT (CR)	0.6	-2.44 E	0.615 01/06/2023	0.61	0.6	0.61	0.6	0.601	5100@0.590	7402@0.600	---	---	199,003	86	119,678.22	222,802.20	0.565	0.765	40501020
15,842,391	1.51	---	15/07/2009	12/05/2000	5141	BITROS HOLDING SA (CR)	0.5	2.04 P	0.49 01/06/2023	0.5	0.5	0.5	0.5	0.5	925@0.480	800@0.520	---	---	5,650	5	2,825.00	7,921.20	0.408	0.82	55102010
24,319,250	0.300	---	09/07/2002	04/07/2007	5165	PROODEFTIKH SA (CR)	0.55	17.02 P	0.47 01/06/2023	0.47	0.47	0.55	0.55	0.513	1860@0.470	7298@0.550	---	---	3,250	8	1,667.50	13,375.59	0.4	0.6	50101010
28,438,268	0.070	---	21/08/2006	24/11/1999	5253	SPIROY AGRICULTURE SA (CR)	0.16	---	0.16 01/06/2023	0.17	0.17	0.17	0.17	0.17	800@0.152	999@0.170	---	---	1,000	2	170.00	4,550.12	0.15	0.23	45102010
1,011,000	1.00	---	01/07/2004	11/12/2012	5193	TRIA ALFA SA (CR)	9.45	7.39 P	8.8 01/06/2023	9.45	9.45	9.45	9.45	9.45	50@8.00	23@9.45	72.38	2022	75	2	708.75	9,553.95	7.6	16.9	55101020

## Suspension Status

66,948,210	0.300	---	22/09/2015	22/09/2015	5179	FOLLI FOLLIE (CR)	4.8	---	4.8 24/05/2018	---	---	---	---	---	---	---	---	---	---	---	---	321,351.41	4.8	4.8	40401030
12,417,000	0.310	---	27/08/2019	28/08/2017	5233	MLS MULTIMEDIA SA (CR)	0.57	---	0.57 12/05/2020	---	---	---	---	---	---	---	---	---	---	---	---	7,077.69	0.57	0.57	10101015
6,330,002	0.300	---	25/06/2002	15/03/2019	5278	VARVARESSOS (CR)	0.24	---	0.24 02/05/2023	---	---	---	---	---	---	4@0.280	---	---	---	---	---	1,519.20	0.16	0.25	55101020
3,961,300	1.28	---	29/06/2004	03/08/2000	5248	DIUROS SA (CR)	0.25	---	0.25 24/04/2023	---	---	---	---	---	---	---	---	---	---	---	---	990.33	0.2	0.3	40204020
7,085,888	1.59	---	02/07/1996	06/09/2010	5216	ELVIEMEK (CR)	2.6	---	2.6 30/09/2019	---	---	---	---	---	---	---	---	---	---	---	---	18,423.31	2.6	2.6	35101010

Number of Outstanding Securities	Nominal Value	Dividends [1]			Date of Last Coupon		Note	Shares	Closing price	% change	Previous closing price/date	Open price	Price min	Price max	Last price	Avg price	Last Bid [7]	Last Ask [7]	P/E after tax	Year	Volume	Trades	Transactions Value[8]	Company Mkt Value (thou. €)	Year low	Year high	Sector[4]
		2020	2021	2022	Dividend [2]	Right																					
7,125,216	0.650	---	---	---	01/07/2005	14/12/1999	4955	KRE.KA SA (CR)	0.28	---	0.28	06/04/2023	---	---	---	---	---	---	---	---	---	---	---	1,995.06	0.17	0.43	45102010
7,734,375	1.00	---	---	---	09/07/2007	07/01/2011	5277	LIVANIS SA (CR)	0.125	---	0.125	28/04/2023	---	---	---	---	---	---	---	---	---	---	---	966.80	0.12	0.18	40301030

## Shares' Notes

Code	Note text
( )	- Adjusted dividends.
*	- Last adjusted closing price.
[1]	- Net dividends.
[2]	- The "Date of Last Coupon" for New listings refers to the date company's stocks started to trade in Athex
[3]	- The Company Market Value is referred to the number of outstanding shares
[4]	- Sectors codification can be found in Appendix A
[5]	- The Market Value refers to the total number of shares listed (including their several classes) in the exchange by the company.
[6]	- P/E greater than 100
[7]	- Last view of the Order Book before the end of the trading session
[8]	- All Blocks Methods' Transactions Value are included.
4750	- Transfer to the Under Surveillance Category from 8/4/2011.
4955	- Transfer to the Surveillance Category as from 5/4/2013.
4957	- Transfer to the Surveillance Category as from 5/4/2013.
4958	- Transfer to the Surveillance Category as from 5/4/2013.
4959	- Transfer to the Surveillance Category as from 5/4/2013.
5093	- Transfer to the Surveillance Category as of 8/4/2015.
5141	- Transfer to the Surveillance Category as of 10/05/2017.
5160	- Transfer to the Surveillance Category as of 15/04/2016.
5165	- Transfer to the Surveillance Category as of 15/02/2018.
5179	- Suspension of trading as of 25/05/2018.
5193	- Transfer to the Surveillance Category as of 25/10/2018.
5197	- Transfer to the Surveillance Category as of 07/11/2018.
5216	- Suspension of trading as of 01/10/2019.
5232	- Transfer to the Under Surveillance Category from 08/04/2011.
5233	- Suspension of trading as of 13/05/2020.
5248	- Transfer to the Surveillance Category as of 06/09/20116.
5253	- Transfer to the Surveillance Category as of 14/5/2021.
5275	- Transfer to the Surveillance Category as of 09/07/2020.
5277	- Suspension of trading as of 02/05/2023.
5278	- Suspension of trading as of 03/05/2023.

## Securities Blocks Details

Securities	Block Volume	Price	Block Trade Value	Time of approval	Note
HELLENIC EXCHANGES-A.S.E. (CR)	73,000	4.93	359,890.00	10:41:34	20
MOTOR OIL (CR)	40,000	23.50	940,000.00	10:42:26	20
OTE (CR)	50,000	14.56	728,000.00	10:51:54	20
ALPHA SERVICES HOLD (CR)	700,000	1.39	971,250.00	11:41:17	20
LAMDA DEVELOPMENT SA (CR)	100,000	6.37	637,000.00	13:12:46	20
OTE (CR)	50,000	14.65	732,500.00	14:50:05	20
EUROBANK HOLDINGS (CR)	244,500	1.47	359,415.00	15:52:14	20
GR. SARANTIS S.A. (CR)	22,500	7.46	167,850.00	16:11:48	20
GR. SARANTIS S.A. (CR)	22,500	7.45	167,625.00	16:12:29	20
KRI-KRI S.A. (CR)	4,000	7.98	31,920.00	16:18:32	20
NATIONAL BANK (CR)	55,000	5.76	316,910.00	16:54:32	20
ALPHA SERVICES HOLD (CR)	1,243,629	1.40	1,746,055.12	17:00:26	20
OPAP (CR)	80,000	16.00	1,280,000.00	17:13:39	20
OTE (CR)	50,000	14.65	732,500.00	17:14:38	20
NATIONAL BANK (CR)	117,556	5.79	680,649.24	17:14:52	20

## Blocks Notes

9 - Method 6-1 / Special Fees

10 - Method 6-1 / Special Fees, SDS

14 - Method 6-3 / Settlement, Incomplete Buy and Sell

18 - Method 6-2 / SPOT 1

19 - Method 6-2 / SPOT 2

20 - Method 6-1 and Method 6-1 Same Day Settlement

21 - Other Pre-agreed

**Shares Rights Details**

Occurred date	Exercise from	Exercise until	Trading until	Rights	Price min	Price max	Closing price	Last Bid	Last Ask	Volume	Trades	Transactions Value
---------------	---------------	----------------	---------------	--------	-----------	-----------	---------------	----------	----------	--------	--------	--------------------

No Rights Transactions.



---

**Forced Sales Details**

---

Securities	Category of Security	Transactions Volume	Number of Trades	Transactions Value	Note
------------	----------------------	------------------------	---------------------	-----------------------	------

---

No Forced Transactions.

---

---

**Forced Sales Notes**

---

- 1 - Compulsory Public Forced Sales
- 2 - Forced Sales of Fixed Registered Shares
- 3 - Forced Sales of Remaining Fractional Shares

## Exchange Traded Funds (ETFs) Characteristics

	Transactions Date (T)	Creation / Redemption	Units (T-1)	New Units (T-1)	Redemption Units (T-1)	Units (T) [1]	Fund Assets [2]	Net Unit Price	Dividend per Unit	Dividend Date
ALPHA ETF FTSE Athex Large Cap	02/06/2023	5,000	906,928	---	---	906,928	26,768,550.00	29.5156	0.52	01/07/2022

## ETFs Notes

[1] - Units (T) = Units (T-1) + New Units (T-1) - Redemption Units (T-1)

[2] - The Creation / Redemption Units of T-1 are included.

## Non Convertible Corporate Bonds - Regulated Market

Num Listed Bonds	Nominal price	Issue price	Today's Rate	Exp. Date	Duration (years)	Note	Coupon		Trading Unit	Corporate Bonds	Accrued Int.	Yield.T.Mat	Price min	Price max	Closing price	Previous closing price/date	Volume	Transactions Value	Last order		ear min	Year max		
							Common	Preferred											Price	Buy / Sell			Date	
100,000	1,000.00	1,000.00	2.95	11/02/2027	5	---	3	---	1	SAFE BULKERS PARTICIPATIONS PLC (Non Convertible)	9.3417	3.7170	96.9999	96.9999	96.9999	94.9700	01/06/2023	1,000	979.34	94.7500	B	32/06/2023	89.9269	97.0000
320,000	1,000.00	1,000.00	3.40	21/07/2027	7	---	6	---	1	LAMDA DEVELOPMENT S.A. (Non Convertible)	12.7500	4.7170	93.6995	93.8993	93.7566	93.6960	01/06/2023	7,000	6,652.21	92.5212	B	32/06/2023	91.4001	95.5000
200,000	1,000.00	1,000.00	2.10	27/10/2027	7	---	6	---	1	O.P.A.P. S.A. (Non Convertible)	2.3917	3.7220	92.9999	93.0000	93.0000	92.9710	01/06/2023	17,000	15,850.66	92.2750	B	32/06/2023	91.4700	95.4000
200,000	1,000.00	1,000.00	1.90	23/03/2028	7	---	5	---	1	MOTOR OIL CORINTH REFINERIES SA (Non Convertible)	4.0111	3.7920	91.0100	92.0000	91.5518	92.0000	01/06/2023	11,000	10,114.82	91.0100	B	32/06/2023	87.5500	92.0000
100,000	1,000.00	1,000.00	2.70	25/05/2026	5	---	5	---	1	COSTAMARE PARTICIPATIONS PLC (Non Convertible)	0.9750	4.1460	95.5000	96.4999	95.5000	95.3900	01/06/2023	2,000	1,921.95	95.3602	B	32/06/2023	92.1400	97.0000
300,000	1,000.00	1,000.00	2.30	20/07/2028	7	---	4	---	1	PRODEA REIC S.A.(Non Convertible)	8.8167	5.7890	84.8600	85.5000	85.0293	84.8000	01/06/2023	136,000	116,834.66	84.8600	B	32/06/2023	82.0100	85.8000
150,000	1,000.00	1,000.00	2.65	22/10/2026	5	---	4	---	1	CPLP SHIPPING HOLDINGS PLC (Non Convertible)	3.2389	4.3060	93.5000	94.4800	94.4800	94.5000	01/06/2023	18,000	16,949.70	93.7600	B	32/06/2023	92.5500	96.0000
250,000	1,000.00	1,000.00	2.45	16/11/2028	7	---	4	---	1	ELVALHALCOR S.A. (Non Convertible)	1.4972	5.0270	87.1000	88.0000	88.0000	87.9670	01/06/2023	65,000	57,207.42	87.2506	B	32/06/2023	85.6375	91.0000
500,000	1,000.00	1,000.00	2.75	03/07/2027	7	---	6	---	1	GEK TERNA S.A. (Non Convertible)	11.8403	4.6740	91.5000	92.4500	92.0000	91.7500	01/06/2023	126,000	117,236.88	91.7000	B	32/06/2023	86.8000	92.4500
300,000	1,000.00	1,000.00	2.30	14/12/2028	7	---	3	---	1	GEK TERNA S.A. (Non Convertible)	11.1806	5.3320	85.5000	86.8000	86.1077	87.0050	01/06/2023	13,000	11,339.35	86.5001	B	32/06/2023	82.1339	87.9999
175,000	1,000.00	1,000.00	3.40	26/07/2024	5	---	8	---	1	ATTICA HOLDINGS S.A. (Non Convertible)	12.4667	4.1920	98.4000	98.5000	98.5000	97.8370	01/06/2023	83,000	82,721.73	98.5000	B	32/06/2023	96.6179	98.9000
230,000	1,000.00	1,000.00	4.70	12/07/2029	7	---	2	---	1	LAMDA DEVELOPMENT S.A. (Non convertible)	19.0611	4.6280	97.8600	99.7900	99.4000	99.7040	01/06/2023	85,000	85,948.06	99.2000	B	32/06/2023	94.9889	101.0000
100,000	1,000.00	1,000.00	4.40	26/07/2029	7	---	2	---	1	CPLP SHIPPING HOLDINGS PLC (Non Convertible)	16.1333	4.2430	98.6200	99.9799	99.9799	99.9500	01/06/2023	15,000	15,064.51	98.6302	B	32/06/2023	97.2369	100.8000
200,000	1,000.00	1,000.00	3.60	12/03/2026	7	---	9	---	1	AEGEAN AIRLINES S.A. (Non Convertible)	8.6000	3.5420	97.2641	98.7796	98.7483	97.9080	01/06/2023	51,000	50,294.32	97.4110	B	32/06/2023	95.6301	98.9000
150,000	1,000.00	1,000.00	2.60	22/10/2026	7	---	8	---	1	TERNA ENERGY FINANCE S.A. (Non Convertible)	3.1778	4.0660	---	---	---	94.4090	01/06/2023	---	---	93.5000	B	32/06/2023	92.5000	95.7400
100,000	1,000.00	1,000.00	2.80	25/01/2027	5	---	3	---	1	PREMIA S.A. (Non Convertible)	10.3444	4.9080	---	---	---	92.8060	31/05/2023	---	---	92.0000	B	32/06/2023	87.6862	95.9899
120,000	1,000.00	1,000.00	3.95	04/04/2025	7	---	11	---	1	GEK TERNA S.A. (Non Convertible)	7.0222	3.6720	---	---	---	99.1600	01/06/2023	---	---	98.6200	B	32/06/2023	97.5523	100.0000
20,148	1,000.00	1,000.00	4.95	26/06/2023	5	---	10	---	1	B&F COMM. & GARM. INDUS. S.A. (Non Convertible)	22.2750	3.9670	---	---	---	100.0000	31/05/2023	---	---	98.5701	B	32/06/2023	99.0571	100.6899

## Corporate Bonds Notes

Transactions Volume = (Pieces) \* (Nominal Price). Transactions Value = (Pieces) \* (Nominal Price) \* (price %) + (Accrued interest).

The price of a Bond is stated as a percentage (%) of Bond's Nominal Price.

Nominal Price in Euros (€), except if it is noted differently.

## Non Convertible Corporate Bonds - Regulated Market

Num Listed Bonds	Nominal price	Issue price	Today's Rate	Exp. Date	Duration (years)	Note	Coupon		Trading Unit	Corporate Bonds	Accrued Int.	Yield.T.Mat	Price min	Price max	Closing price	Previous closing price/date	Volume	Transactions Value	Last order			ear min	Year max
							Common	Preferred											Price	Buy / Sell	Date		
120,000	1,000.00	1,000.00	2.65	06/12/2028	7	---	3	---	1	NOVAL PROPERTY REIC (Non Convertible)	---	5.3370	87.5000	88.0000	87.5041	87.9500 01/06/2023	72,000	63,209.33	87.5000	B	02/06/2023	84.3700	90.8700

## Corporate Bonds Notes

Transactions Volume = (Pieces) \* (Nominal Price). Transactions Value = (Pieces) \* (Nominal Price) \* (price %) + (Accrued interest).

The price of a Bond is stated as a percentage (%) of Bond's Nominal Price.

Nominal Price in Euros (€), except if it is noted differently.

## Government Bonds

Number Listed Bonds	Nominal price	Today's Rate	Accrued Interest Calc	Exp. Date [1]	Duration (years)	Note	Coupons Date	Curr. coupon value	Trading Unit	Government Bonds	Price min	Price max	Closing price	Previous closing price/date	Volume	Transactions Value	Price	Last order Buy / Sell	Date
4,500,000	1,000.00	1.88	Actual/Actual	04/02/2035	15	---	04/02	1.88	1	GGB-FXD-040235-15Y-1.875-1.000	---	---	---	---	---	---	---	---	---
2,500,000	1,000.00	3.45	Actual/Actual	02/04/2024	5	---	02/04	3.45	1	GGB-FXD-020424-05Y-3.450-1.000	---	---	---	---	---	---	---	---	---
6,000,000	1,000.00	0.75	Actual/Actual	18/06/2031	10	---	18/06	0.75	1	GGB-FXD-180631-10Y-0.750-1.000	---	---	---	---	---	---	---	---	---
2,500,000	1,000.00	3.88	Actual/Actual	15/06/2028	5	---	15/06	3.88	1	GGB-FXD-150628-05Y-3.875-1.000	---	---	---	---	---	---	---	---	---
5,962,747,327	1.00	3.75	Actual/Actual	30/01/2028	10	---	/02 - 01/02 - 31/	3.75	1	GGB-FXD-300128-10Y-3.750-1.00	---	---	---	85.4610 13/07/2018	---	---	1.0000	B	28/11/2018
7,067,309,386	1.00	3.90	Actual/Actual	30/01/2033	15	---	/02 - 01/02 - 31/	3.90	1	GGB-FXD-300133-15Y-3.900-1.00	---	---	---	78.6730 13/07/2018	---	---	1.0000	B	28/11/2018
5,622,848,349	1.00	4.00	Actual/Actual	30/01/2037	19	---	/02 - 01/02 - 31/	4.00	1	GGB-FXD-300137-19Y-4.000-1.00	---	---	---	77.0370 13/07/2018	---	---	1.0000	B	28/11/2018
5,276,770,669	1.00	4.20	Actual/Actual	30/01/2042	24	---	/02 - 01/02 - 31/	4.20	1	GGB-FXD-300142-24Y-4.200-1.00	---	---	---	77.7640 13/07/2018	---	---	1.0000	B	28/11/2018
48,794,718	1.00	4.30	Actual/Actual	24/02/2024	12	---	24/02	4.30	1	GGB-FXD-240224-12Y-2.000-1.00	---	---	---	10.0000 22/06/2015	---	---	---	---	---
40,248,141	1.00	4.30	Actual/Actual	24/02/2025	13	---	24/02	4.30	1	GGB-FXD-240225-13Y-2.000-1.00	---	---	---	10.0000 22/06/2015	---	---	---	---	---
59,586,043	1.00	4.30	Actual/Actual	24/02/2026	14	---	24/02	4.30	1	GGB-FXD-240226-14Y-2.000-1.00	---	---	---	10.0000 22/06/2015	---	---	---	---	---
41,118,344	1.00	4.30	Actual/Actual	24/02/2027	15	---	24/02	4.30	1	GGB-FXD-240227-15Y-2.000-1.00	---	---	---	10.0000 22/06/2015	---	---	---	---	---
45,137,734	1.00	4.30	Actual/Actual	24/02/2028	16	---	24/02	4.30	1	GGB-FXD-240228-16Y-2.000-1.00	---	---	---	10.0000 22/06/2015	---	---	---	---	---
61,768,888	1.00	4.30	Actual/Actual	24/02/2029	17	---	24/02	4.30	1	GGB-FXD-240229-17Y-2.000-1.00	---	---	---	10.0000 22/06/2015	---	---	---	---	---
54,567,744	1.00	4.30	Actual/Actual	24/02/2030	18	---	24/02	4.30	1	GGB-FXD-240230-18Y-2.000-1.00	---	---	---	10.0000 22/06/2015	---	---	---	---	---
37,541,515	1.00	4.30	Actual/Actual	24/02/2031	19	---	24/02	4.30	1	GGB-FXD-240231-19Y-2.000-1.00	---	---	---	10.0000 22/06/2015	---	---	---	---	---
37,558,317	1.00	4.30	Actual/Actual	24/02/2032	20	---	24/02	4.30	1	GGB-FXD-240232-20Y-2.000-1.00	---	---	---	10.0000 22/06/2015	---	---	---	---	---
37,473,732	1.00	4.30	Actual/Actual	24/02/2033	21	---	24/02	4.30	1	GGB-FXD-240233-21Y-2.000-1.00	---	---	---	10.0000 22/06/2015	---	---	---	---	---
33,888,293	1.00	4.30	Actual/Actual	24/02/2034	22	---	24/02	4.30	1	GGB-FXD-240234-22Y-2.000-1.00	---	---	---	10.0000 22/06/2015	---	---	---	---	---
35,177,800	1.00	4.30	Actual/Actual	24/02/2035	23	---	24/02	4.30	1	GGB-FXD-240235-23Y-2.000-1.00	---	---	---	10.0000 22/06/2015	---	---	---	---	---
35,547,268	1.00	4.30	Actual/Actual	24/02/2036	24	---	24/02	4.30	1	GGB-FXD-240236-24Y-2.000-1.00	---	---	---	10.0000 22/06/2015	---	---	---	---	---
40,246,306	1.00	4.30	Actual/Actual	24/02/2037	25	---	24/02	4.30	1	GGB-FXD-240237-25Y-2.000-1.00	---	---	---	10.0000 22/06/2015	---	---	---	---	---
37,643,952	1.00	4.30	Actual/Actual	24/02/2038	26	---	24/02	4.30	1	GGB-FXD-240238-26Y-2.000-1.00	---	---	---	10.0000 22/06/2015	---	---	---	---	---
36,977,100	1.00	4.30	Actual/Actual	24/02/2039	27	---	24/02	4.30	1	GGB-FXD-240239-27Y-2.000-1.00	---	---	---	10.0000 22/06/2015	---	---	---	---	---
41,615,000	1.00	4.30	Actual/Actual	24/02/2040	28	---	24/02	4.30	1	GGB-FXD-240240-28Y-2.000-1.00	---	---	---	10.0000 22/06/2015	---	---	---	---	---
42,227,208	1.00	4.30	Actual/Actual	24/02/2041	29	---	24/02	4.30	1	GGB-FXD-240241-29Y-2.000-1.00	---	---	---	10.0000 22/06/2015	---	---	---	---	---
68,288,487	1.00	4.30	Actual/Actual	24/02/2042	30	---	24/02	4.30	1	GGB-FXD-240242-30Y-2.000-1.00	---	---	---	10.0000 22/06/2015	---	---	---	---	---
4,000,000	1,000.00	3.88	Actual/Actual	12/03/2029	10	---	12/03	3.88	1	GGB-FXD-120329-10Y-3.875-1.000	---	---	---	---	---	---	100.0000	B	15/10/2019
4,500,000	1,000.00	0.00	Actual/Actual	12/02/2026	5	---	12/02	0.00	1	GGB-FXD-120226-05Y-0.000-1.000	---	---	---	---	---	---	---	---	---
3,000,000	1,000.00	3.38	Actual/Actual	15/02/2025	7	---	15/02	3.38	1	GGB-FXD-150225-07Y-3.375-1.000	---	---	---	---	---	---	---	---	---
964,000	1,000.00	3.25	Actual/Actual	20/03/2025	6	---	20/03	3.25	1	GGB-FXD-200325-06Y-3.250-1.000	---	---	---	---	---	---	---	---	---
2,100,000	1,000.00	3.55	Actual/Actual	20/03/2026	7	---	20/03	3.55	1	GGB-FXD-200326-07Y-3.550-1.000	---	---	---	---	---	---	---	---	---
40,000	1,000.00	2.18	FLR Actual/360	16/09/2023	1	---	16/03 - 16/09	---	1	GGB-FLT-160923-01Y-2.178-1.000	---	---	---	---	---	---	---	---	---
5,500,000	1,000.00	1.50	Actual/Actual	18/06/2030	10	---	18/06	1.50	1	GGB-FXD-180630-10Y-1.500-1.000	---	---	---	---	---	---	---	---	---

## Government Bonds Notes

Transactions Volume = (Pieces) \* (Nominal Price). Transactions Value = (Pieces) \* (Nominal Price) \* (price %) + (Accrued interest).

The Value of current coupon for the issues with NV 0.01 euro refers to NV 100 euros

FLR: Floating Interest Rate.

[1] - The Expiration Date of the interest bearing period and the Date for coupon payment.

## Government Bonds

Number Listed Bonds	Nominal price	Today's Rate	Accrued Interest Calc	Exp. Date [1]	Duration (years)	Note	Coupons Date	Curr. coupon value	Trading Unit	Government Bonds	Price min	Price max	Closing price	Previous closing price/date	Volume	Transactions Value	Price	Last order Buy / Sell	Date
5,364,250	1,000.00	3.25	Actual/Actual	20/03/2050	30	---	20/03	3.25	1	GGB-FXD-200350-30Y-3.250-1.000	---	---	---	---	---	---	---	---	---
3,924,361	1,000.00	2.00	Actual/Actual	22/04/2027	7	---	22/04	2.00	1	GGB-FXD-220427-07Y-2.000-1.000	---	---	---	---	---	---	99.9000	B	22/04/2020
2,500,000	1,000.00	1.88	Actual/Actual	23/07/2026	7	---	23/07	1.88	1	GGB-FXD-230726-07Y-1.875-1.000	---	---	---	---	---	---	---	---	---
4,050,000	1,000.00	4.25	Actual/Actual	15/06/2033	10	---	15/06	4.25	1	GGB-FXD-150633-10Y-4.250-1.000	---	---	---	---	---	---	---	---	---
3,500,000	1,000.00	1.88	Actual/Actual	24/01/2052	30	---	24/01	1.88	1	GGB-FXD-240152-30Y-1.875-1.000	---	---	---	---	---	---	---	---	---
3,700,000	1,000.00	1.75	Actual/Actual	18/06/2032	10	---	18/06	1.75	1	GGB-FXD-180632-10Y-1.750-1.000	---	---	---	---	---	---	---	---	---
2,200,000	1,000.00	1.13	FLR Actual/360	15/12/2027	5	---	- 15/12 - 15/03 -	---	1	GGB-FLT-151227-05Y-1.130-1.000	---	---	---	---	---	---	102.1600	B	30/12/2022

## Government Bonds Notes

Transactions Volume = (Pieces) \* (Nominal Price). Transactions Value = (Pieces) \* (Nominal Price) \* (price %) + (Accrued interest).

The Value of current coupon for the issues with NV 0.01 euro refers to NV 100 euros

FLR: Floating Interest Rate.

[1] - The Expiration Date of the interest bearing period and the Date for coupon payment.

Treasury Bills & Zero Coupon Government Bonds

Issue Date	13-Week Maturity									26-Week Maturity									52-Week Maturity								
	Exp. Date	Initial Rate	Num Listed Bonds	Nominal price	Issue price	Last Trade Price	Last Trade Date	Volume Traded	Note	Exp. Date	Initial Rate	Num Listed Bonds	Nominal price	Issue price	Last Trade Price	Last Trade Date	Volume Traded	Note	Exp. Date	Initial Rate	Num Listed Bonds	Nominal price	Issue price	Last Trade Price	Last Trade Date	Volume Traded	Note
10/06/2022	---	---	---	---	---	---	---	---	---	---	---	---	---	---	---	---	---	---	09/06/2023	0.83	1,600,000	1,000.00	991.68	---	---	---	---
09/09/2022	---	---	---	---	---	---	---	---	---	---	---	---	---	---	---	---	---	---	08/09/2023	1.97	1,000,000	1,000.00	980.47	---	---	---	---
09/12/2022	---	---	---	---	---	---	---	---	---	---	---	---	---	---	---	---	---	---	08/12/2023	2.73	600,000	1,000.00	973.10	---	---	---	---
10/03/2023	---	---	---	---	---	---	---	---	---	---	---	---	---	---	---	---	---	---	08/03/2024	3.75	1,000,000	1,000.00	963.46	---	---	---	---

Bonds in Circulation	Currency / Min nominal traded Value	Coupons Payment Date	Current Coupon Value	Note	Coupon	Trading Unit	Issue Date	Duration (years)	Today's Interest	A.I.C in days	Bonds	Last price of previous days		Last Outcry in Cash (euro)			Trades in Pieces	Life min	Life Max
												Price	Buy / Sell	Price	Buy / Sell	Date			
<b>Corporate Bonds in Foreign Currency and Euro</b>																			
103,746	GBP / 10	01/12	0.25	---	64	1	01/12/1930	98	2.5	360	National Mortgage Bank	2.27	05/02/1996	2.27	S	05/02/1996	---	2.27	2.27
0	GBP / 10	01/12	0.25	---	66	1	01/12/1928	100	2.5	360	National Mortgage Bank	---	---	---	---	---	---	---	---

## Government Bonds Notes

A.I.C: Accrued Interest Calculation base.

FLR: Floating Interest Rate.

The minimum tradeable Nominal Value for all Demeterialised Government Titles is 100 Euros.

(μτφρ-0)



## Athex &amp; ATHEXClear Members List

Member Name	Stock Market			Derivatives Market		ATHEXClear Member				
	Address	Phone	Fax	Market Member	Remote Member	Market Maker	Proprietary	Market Maker	General Clearing	Direct Clearing
A. SARRIS SECURITIES S.A.				a						
6, ΔΡΑΓΑΤΣΑΝΙΟΥ 6 ΑΘΗΝΑ	2103367700									
AEONIC SECURITIES C.I.F. P.L.C.				a						
, ΛΑΪΟΥ 6, ΓΡ. 301B, ANNA COURT	35725337600									
ALPHA BANK S.A.									a	
, ΣΤΑΔΙΟΥ 40 ΑΘΗΝΑ	2103260000									
ALPHA FINANCE INVESTMENT SERVICES SINGLE MEMBER SA				a		a	a	a		a
5, ΠΑΝΕΠΙΣΤΗΜΙΟΥ 45 ΑΘΗΝΑ	2103677400									
ARGUS STOCKBROKERS LTD				a	a		a			
25, 25 ΛΕΩΦΟΡΟΣ ΔΗΜΟΣΘΕΝΗ ΣΕΒΕΡΗ	0035722717000									
ATLANTIC SECURITIES LTD				a	a					
37, ΠΡΟΔΡΟΜΟΥ 37	0035722445400									
AXON SECURITIES S.A.				a			a			
48, ΣΤΑΔΙΟΥ 48 ΑΘΗΝΑ	2103363800									
BETA SECURITIES S.A.				a		a	a			a
29, Λ. ΑΛΕΞΑΝΔΡΑΣ 29 ΑΘΗΝΑ	2106478930									
BNP PARIBAS S.A.									a	
, ΛΑΜΨΑΚΟΥ 2 ΑΘΗΝΑ	2107468525									
BOFA SECURITIES EUROPE SA				a	a					
, 112 AVENUE KL'BER 75116	+33 153655555									
CAPITAL SECURITIES S.A.				a			a			
58, ΜΗΤΡΟΠΟΛΕΩΣ 58 ΑΘΗΝΑ	2103369700									
CITIGROUP GLOBAL MARKETS EUROPE AG				a	a					
16, REUTERWEG 16	+49 691366-0									
CITIGROUP GLOBAL MARKETS LIMITED				a						
1, 33 CANADA SQUARE -CANARY WHARF	+44 02079864000									
CREDIT SUISSE BANK (EUROPE), S.A.				a	a					
, CALLE AYALA 42, 3A PLANTA-B MADRID	+34917916000									
CREDIT SUISSE SECURITIES (EUROPE) LIMITED				a						
1, ONE CABOT SQUARE LONDON	+44 2078888888									
CYCLOS SECURITIES S.A.				a			a			
39, ΧΑΡΙΛΑΟΥ ΤΡΙΚΟΥΠΗ 6-8-10 ΑΘΗΝΑ	2103364300									
DEUTSCHE BANK S.A.					a					
1, GREAT WINCHESTER STREET LONDON	+44 20 754 54209	00441133361437								
EUROBANK EQUITIES INVESTMENT FIRM SINGLE MEMBER SA				a		a	a	a		a
, ΦΙΛΕΛΛΗΝΩΝ 10 & ΞΕΝΟΦΩΝΤΟΣ 13 ΑΘΗΝΑ	2103720425									
EUROBANK S.A.									a	
, ΟΘΩΝΟΣ 8 ΑΘΗΝΑ	2103337000									
EUROCORP INVESTMENT SERVICES S.A.				a			a			a
14, ΠΛ.ΦΙΛΙΚΗΣ ΕΤΑΙΡΕΙΑΣ 14 ΑΘΗΝΑ	2107263600									
EUOTRUST INVESTMENT FIRM SA				a						
113, ΣΕΒΑΣΤΟΥΠΟΛΕΩΣ 113 ΑΘΗΝΑ	2103363100									
EUROXX SECURITIES S.A.				a		a	a	a		a
7, ΠΑΛΑΙΟΛΟΓΟΥ ΧΑΛΑΝΔΡΙ	(210)-6879400	(210)-6879401								
7, ΠΑΛΕΟΛΟΓΟΥ ΧΑΛΑΝΔΡΙ	+30 2106879400	210-6879401								
FREEDOM FINANCE EUROPE LTD					a					
, ΧΡΙΣΤΑΚΗ ΚΡΑΝΟΥ 20	035725257786									
G. A. PERVANAS SECURITIES- INVESTMENT SERVICES S.A.				a						
7-9, ΣΟΦΟΚΛΕΟΥΣ 7-9 ΑΘΗΝΑ	2103727200									
GLOBAL CAPITAL SECURITIES & FINANCIAL SERVICES LTD				a	a					
50, ΛΑΡΧΙΕΠΙΣΚΟΠΟΥ ΜΑΚΑΡΙΟΥ Γ50	0035722710710									
GREENPOST TRADING EUROPE LTD					a					
, ΚΙΜΩΝΟΣ 3, ACROPOLIS MANSIONS, 2ND FLOOR, FLAT/OFFICE 202	035722521389									
HELLENIC AMERICAN SECURITIES S.A.				a		a	a			a
27, ΑΝΔΡΕΑ ΠΑΠΑΝΔΡΕΟΥ 27 ΜΑΡΟΥΣΙ	2103311100									
HELLENIC BANK (INVESTMENTS) LTD					a					
, ΑΥΞ.ΚΥΡΙΑΚΟΥ ΜΑΤΣΙ 31 - PO BOX 24747 NICOSIA	+357 22500100	357 22500110								
HSBC CONTINENTAL EUROPE									a	
109-111, Λ.ΜΕΣΟΓΕΙΩΝ 109-111	2106960000									
INDEX SECURITIES S.A.				a						
6, ΔΡΑΓΑΤΣΑΝΙΟΥ 6 ΑΘΗΝΑ	2103213920									
J. CHR. MAVRIKIS SECURITIES S.A.				a						
5, ΣΟΦΟΚΛΕΟΥΣ 5 ΑΘΗΝΑ	2103216730									

## Athex &amp; ATHEXClear Members List

Member Name				Stock Market			Derivatives Market		ATHEXClear Member	
	Address	Phone	Fax	Market Member	Remote Member	Market Maker	Proprietary	Market Maker	General Clearing	Direct Clearing
KAPPA SECURITIES S.A.				a			a			
15, ΒΑΛΑΩΡΙΤΟΥ 15 ΑΘΗΝΑ	2103678600									
KARAMANOF SECURITIES & INVESTMENT SERVICES S.A.				a						
2, ΠΛ.ΑΓ.ΘΕΟΔΩΡΩΝ 2 ΑΘΗΝΑ	2103212947									
LAIKI FINANCIAL SERVICES LTD					a					
26, AVE. VYRONOS NICOSIA	357 22367367	357 22718567								
LEON DEPOLAS SECURITIES S.A.				a		a	a			
1, ΧΡΗΣΤΟΥ ΛΑΔΑ 1 ΑΘΗΝΑ	2103213276 -28									
MEGA EQUITY SECURITIES & FINANCIAL SERVICES PUBLIC LTD				a	a		a			
42-44, ΛΕΩΦ.ΓΡΙΒΑ ΔΙΓΕΝΗ 42-44	0035722711711									
MERIT SECURITIES S.A				a		a	a			a
5, ΣΟΦΟΚΛΕΟΥΣ 5 ΑΘΗΝΑ	2103671880									
MERRILL LYNCH INTERNATIONAL				a						
2, 2 KING EDWARD STREET LONDON	+44 20276281000									
N. CHRYSOCHOIDIS SECURITIES S.A.				a			a			a
7-9, ΣΟΦΟΚΛΕΟΥΣ 7-9 ΑΘΗΝΑ	2103213913									
NATIONAL BANK OF GREECE S.A.				a			a		a	
86, ΑΙΟΛΟΥ STR. ΑΘΗΝΑ	(210)-3341000	(210)-3228187								
68, ΑΚΑΔΙΜΙΑΣ STR. ΑΘΗΝΑ	(210)-3328817	(210)-3328678								
NATIONAL SECURITIES SINGLE MEMBER SA				a		a	a	a		
66, ΛΕΩΦΟΡΟΣ ΑΘΗΝΩΝ 128-132 & ΙΦΙΓΕΝΙΑΣ ΑΘΗΝΑ	2103328784									
NUNTIUS BROKERAGE AND INVESTMENT SERVICES S.A				a						
6, ΔΡΑΓΑΤΣΑΝΙΟΥ 6 ΑΘΗΝΑ	2103350599									
ONE PLUS CAPITAL LIMITED				a	a					
, 75 PRODROMOU AVENUE NICOSIA 1307	35722873760									
OPTIMA BANK S.A.				a		a	a	a	a	
32, ΑΙΓΙΑΛΕΙΑΣ 32 & ΠΑΡΑΔΕΙΣΟΥ ΜΑΡΟΥΣΙ	2108173663									
PANCRETA BANK S.A									a	
, ΙΚΑΡΟΥ 5	2810 338800									
PANTELAKIS SECURITIES S.A.				a		a	a	a		
57, ΕΘΝΙΚΗΣ ΑΝΤΙΣΤΑΣΕΩΣ 57, ΚΤΙΡΙΟ Β CHALANDRI	2106965000									
PEGASUS SECURITIES S.A				a			a			
17, ΒΑΛΑΩΡΙΤΟΥ 17 & ΑΜΕΡΙΚΗΣ ΑΘΗΝΑ	2103670700									
PIRAEUS BANK S.A.				a			a		a	
, ΑΜΕΡΙΚΗΣ 4 ΑΘΗΝΑ	2103335000									
PIRAEUS SECURITIES S. A.				a		a	a	a		a
10, ΣΤΑΔΙΟΥ 10 ΑΘΗΝΑ	2103354100									
PROCHOICE SECURITIES LTD				a	a					
57, ΛΕΩΦ.ΣΠΥΡΟΥ ΚΥΠΡΙΑΝΟΥ 57, ΑΚΙΝΗΤΑ Φ	035724661192									
SHARELINK SECURITIES & FINANCIAL SERVICES LTD				a			a			
6, HOUSE-ΘΕΟΤΟΚΗ 6 ΜΕΓΑΡΟ ΕΛΛΗΝΑ	+357 22554200									
SOCIETE GENERALE S.A.				a	a		a			
, 17 COURS VALMY, CEDEX	+157290504									
SOLIDUS SECURITIES S.A				a			a			a
64, ΛΟΥΙΖΗΣ ΡΙΑΝΚΟΥΡ 64 ΑΘΗΝΑ	2106900600									
ST. EM. LAVRENTAKIS SECURITIES S.A.				a			a			
7-9, ΣΟΦΟΚΛΕΟΥΣ 7-9 ΑΘΗΝΑ	2103213336									
THE CYPRUS INVESTMENT & SECURITIES CORPORATION LTD				a	a					
154, ΑΓΙΟΥ ΠΡΟΚΟΠΙΟΥ & ΠΟΣΕΙΔΩΝΟΣ 1	0035722121700									
UBS EUROPE SE				a	a					
, OPERNTURM, BOCKENHEIMER LANDSTRASSE 2-4	496921790									
UBS LIMITED					a					
1, FINSBURY AVENUE LONDON	+44 2075687135									

## List of Stocks under Market Making operations

Securities	Market Maker	Start Market Making	Stock Category
<b>MLS MULTIMEDIA SA (CR)</b>			<b>Suspension Status</b>
	PIRAEUS SECURITIES S. A.	01/08/2019	
<b>ALPHA ETF FTSE Athex Large Cap</b>			<b>Exchange Traded Funds (ETFs)</b>
	ALPHA FINANCE INVESTMENT SERVICES SINGLE MEMBER SA	02/01/1900	
	NATIONAL SECURITIES SINGLE MEMBER SA	02/01/1900	
<b>ADMIE (IPTO) HOLDING S.A. (CR)</b>			<b>Main Market</b>
	EUROBANK EQUITIES INVESTMENT FIRM SINGLE MEMBER SA	24/05/2021	
	HELLENIC AMERICAN SECURITIES S.A.	09/03/2020	
	PIRAEUS SECURITIES S. A.	29/06/2017	
<b>AEGEAN AIRLINES (CR)</b>			<b>Main Market</b>
	EUROBANK EQUITIES INVESTMENT FIRM SINGLE MEMBER SA	22/09/2020	
<b>ALPHA SERVICES HOLD (CR)</b>			<b>Main Market</b>
	ALPHA FINANCE INVESTMENT SERVICES SINGLE MEMBER SA	29/02/2016	
	EUROBANK EQUITIES INVESTMENT FIRM SINGLE MEMBER SA	22/10/2006	
	HELLENIC AMERICAN SECURITIES S.A.	25/07/2014	
	LEON DEPOLAS SECURITIES S.A.	04/01/2016	
	MERIT SECURITIES S.A	03/09/2012	
	NATIONAL SECURITIES SINGLE MEMBER SA	02/01/1900	
	PIRAEUS SECURITIES S. A.	28/05/2009	
<b>ALPHA TRUST (CR)</b>			<b>Main Market</b>
	EUROBANK EQUITIES INVESTMENT FIRM SINGLE MEMBER SA	06/02/2023	
	LEON DEPOLAS SECURITIES S.A.	04/01/2021	
<b>ANDROMEDA SA (CR)</b>			<b>Main Market</b>
	BETA SECURITIES S.A.	15/02/2021	
	OPTIMA BANK S.A.	03/04/2023	
<b>ATTICA BANK S.A. (CR)</b>			<b>Main Market</b>
	EUROXX SECURITIES S.A.	22/01/2016	
	PIRAEUS SECURITIES S. A.	20/09/2017	
<b>AUSTRIACARD (CB)</b>			<b>Main Market</b>
	BETA SECURITIES S.A.	23/03/2023	
	EUROBANK EQUITIES INVESTMENT FIRM SINGLE MEMBER SA	15/05/2023	
<b>AUTOHELLAS SA (CR)</b>			<b>Main Market</b>
	ALPHA FINANCE INVESTMENT SERVICES SINGLE MEMBER SA	01/07/2019	
	EUROXX SECURITIES S.A.	02/07/2018	
<b>AVAX S.A. (CR)</b>			<b>Main Market</b>
	EUROBANK EQUITIES INVESTMENT FIRM SINGLE MEMBER SA	14/12/2015	
	PIRAEUS SECURITIES S. A.	01/02/2021	
<b>AVE (CR)</b>			<b>Main Market</b>
	EUROXX SECURITIES S.A.	05/06/2020	
<b>BRIQ PROPERTIES (CR)</b>			<b>Main Market</b>
	EUROBANK EQUITIES INVESTMENT FIRM SINGLE MEMBER SA	09/09/2019	
	LEON DEPOLAS SECURITIES S.A.	22/02/2021	
<b>CC HBC AG (CR)</b>			<b>Main Market</b>
	BETA SECURITIES S.A.	08/03/2021	
	NATIONAL SECURITIES SINGLE MEMBER SA	02/01/1900	
	PIRAEUS SECURITIES S. A.	04/05/2015	
<b>CENERGY HOLDINGS (CB)</b>			<b>Main Market</b>
	ALPHA FINANCE INVESTMENT SERVICES SINGLE MEMBER SA	02/01/2016	
	EUROBANK EQUITIES INVESTMENT FIRM SINGLE MEMBER SA	02/01/2016	
	OPTIMA BANK S.A.	14/03/2022	
	PANTELAKIS SECURITIES S.A.	27/12/2022	
<b>CNL CAPITAL (CR)</b>			<b>Main Market</b>
	MERIT SECURITIES S.A	01/10/2018	
<b>DIMAND (CR)</b>			<b>Main Market</b>
	ALPHA FINANCE INVESTMENT SERVICES SINGLE MEMBER SA	08/08/2022	
	EUROBANK EQUITIES INVESTMENT FIRM SINGLE MEMBER SA	08/08/2022	
	PANTELAKIS SECURITIES S.A.	15/05/2023	
<b>EKTER SA (CR)</b>			<b>Main Market</b>
	BETA SECURITIES S.A.	26/09/2022	
	EUROBANK EQUITIES INVESTMENT FIRM SINGLE MEMBER SA	16/10/2017	
	LEON DEPOLAS SECURITIES S.A.	21/05/2018	
<b>ELASTRON (CR)</b>			<b>Main Market</b>
	LEON DEPOLAS SECURITIES S.A.	20/02/2017	
<b>ELLAKTOR (CR)</b>			<b>Main Market</b>
	ALPHA FINANCE INVESTMENT SERVICES SINGLE MEMBER SA	18/03/2019	
	EUROBANK EQUITIES INVESTMENT FIRM SINGLE MEMBER SA	01/06/2012	
	EUROXX SECURITIES S.A.	24/09/2018	
	NATIONAL SECURITIES SINGLE MEMBER SA	02/01/1900	
	PIRAEUS SECURITIES S. A.	22/10/2018	

## List of Stocks under Market Making operations

Securities	Stock Category
Market Maker	Start Market Making
<b>ELTON SA (CR)</b>	Main Market
BETA SECURITIES S.A.	03/09/2012
EUROBANK EQUITIES INVESTMENT FIRM SINGLE MEMBER SA	28/11/2022
OPTIMA BANK S.A.	30/01/2023
<b>ELVALHALCOR (CR)</b>	Main Market
ALPHA FINANCE INVESTMENT SERVICES SINGLE MEMBER SA	07/05/2018
BETA SECURITIES S.A.	09/01/2023
EUROBANK EQUITIES INVESTMENT FIRM SINGLE MEMBER SA	07/05/2018
<b>ENTERSOFT (CR)</b>	Main Market
ALPHA FINANCE INVESTMENT SERVICES SINGLE MEMBER SA	23/03/2023
EUROBANK EQUITIES INVESTMENT FIRM SINGLE MEMBER SA	22/06/2020
<b>EUROBANK HOLDINGS (CR)</b>	Main Market
ALPHA FINANCE INVESTMENT SERVICES SINGLE MEMBER SA	09/01/2006
EUROBANK EQUITIES INVESTMENT FIRM SINGLE MEMBER SA	01/06/2012
HELLENIC AMERICAN SECURITIES S.A.	25/07/2014
LEON DEPOLAS SECURITIES S.A.	30/11/2018
MERIT SECURITIES S.A.	06/11/2017
NATIONAL SECURITIES SINGLE MEMBER SA	02/01/1900
PIRAEUS SECURITIES S. A.	28/09/2009
<b>EUROCONSULTANTS S.A. (CR)</b>	Main Market
OPTIMA BANK S.A.	01/02/2023
<b>EYDAP S.A. (CR)</b>	Main Market
ALPHA FINANCE INVESTMENT SERVICES SINGLE MEMBER SA	27/01/2020
EUROBANK EQUITIES INVESTMENT FIRM SINGLE MEMBER SA	10/06/2019
<b>FOURLIS (CR)</b>	Main Market
EUROBANK EQUITIES INVESTMENT FIRM SINGLE MEMBER SA	01/12/2016
PIRAEUS SECURITIES S. A.	06/03/2017
<b>GEK TERNA (CR)</b>	Main Market
BETA SECURITIES S.A.	08/03/2021
EUROBANK EQUITIES INVESTMENT FIRM SINGLE MEMBER SA	24/05/2021
PIRAEUS SECURITIES S. A.	29/08/2019
<b>GR. SARANTIS S.A. (CR)</b>	Main Market
BETA SECURITIES S.A.	14/05/2012
EUROBANK EQUITIES INVESTMENT FIRM SINGLE MEMBER SA	24/10/2016
<b>HELLENIC EXCHANGES-A.S.E. (CR)</b>	Main Market
HELLENIC AMERICAN SECURITIES S.A.	01/09/2014
NATIONAL SECURITIES SINGLE MEMBER SA	02/01/1900
PIRAEUS SECURITIES S. A.	04/05/2015
<b>HELLENIO ENERGY (CR)</b>	Main Market
HELLENIC AMERICAN SECURITIES S.A.	14/09/2015
PIRAEUS SECURITIES S. A.	20/03/2017
<b>IDEAL HOLDINGS (CR)</b>	Main Market
EUROBANK EQUITIES INVESTMENT FIRM SINGLE MEMBER SA	07/06/2021
PIRAEUS SECURITIES S. A.	07/06/2021
<b>INTERCONTINENTAL (CR)</b>	Main Market
LEON DEPOLAS SECURITIES S.A.	03/06/2019
<b>INTERLIFE G.C.I.(CR)</b>	Main Market
BETA SECURITIES S.A.	24/10/2022
<b>INTERWOOD-XYLEMPORIA (CR)</b>	Main Market
EUROBANK EQUITIES INVESTMENT FIRM SINGLE MEMBER SA	05/07/2021
PANTELAKIS SECURITIES S.A.	01/07/2021
<b>INTRAKAT (CR)</b>	Main Market
BETA SECURITIES S.A.	04/10/2021
PANTELAKIS SECURITIES S.A.	10/10/2022
<b>JUMBO SA (CR)</b>	Main Market
BETA SECURITIES S.A.	01/02/2021
EUROBANK EQUITIES INVESTMENT FIRM SINGLE MEMBER SA	25/05/2020
MERIT SECURITIES S.A.	06/11/2017
PIRAEUS SECURITIES S. A.	06/03/2017
<b>KLOUKINAS - LAPPAS SA (CR)</b>	Main Market
OPTIMA BANK S.A.	02/01/2023
<b>KRI-KRI S.A. (CR)</b>	Main Market
EUROBANK EQUITIES INVESTMENT FIRM SINGLE MEMBER SA	07/05/2018
LEON DEPOLAS SECURITIES S.A.	16/01/2017
<b>LAMDA DEVELOPMENT SA (CR)</b>	Main Market
EUROBANK EQUITIES INVESTMENT FIRM SINGLE MEMBER SA	08/12/2014
PANTELAKIS SECURITIES S.A.	06/11/2017
PIRAEUS SECURITIES S. A.	29/06/2017

## List of Stocks under Market Making operations

Securities	Stock Category
Market Maker	Start Market Making
<b>LAMPSA HOTEL SA (CR)</b>	<b>Main Market</b>
LEON DEPOLAS SECURITIES S.A.	16/01/2017
<b>MIG (CR)</b>	<b>Main Market</b>
EUROBANK EQUITIES INVESTMENT FIRM SINGLE MEMBER SA	23/03/2015
PIRAEUS SECURITIES S. A.	02/02/2009
<b>MOTOR OIL (CR)</b>	<b>Main Market</b>
BETA SECURITIES S.A.	08/03/2021
EUROBANK EQUITIES INVESTMENT FIRM SINGLE MEMBER SA	22/10/2006
LEON DEPOLAS SECURITIES S.A.	01/04/2019
MERIT SECURITIES S.A.	25/02/2019
NATIONAL SECURITIES SINGLE MEMBER SA	02/01/1900
PIRAEUS SECURITIES S. A.	04/05/2015
<b>MPLE KEDROS (CR)</b>	<b>Main Market</b>
MERIT SECURITIES S.A.	30/09/2022
<b>MYTILINEOS (CR)</b>	<b>Main Market</b>
ALPHA FINANCE INVESTMENT SERVICES SINGLE MEMBER SA	15/04/2019
BETA SECURITIES S.A.	11/04/2022
EUROBANK EQUITIES INVESTMENT FIRM SINGLE MEMBER SA	20/09/2017
MERIT SECURITIES S.A.	25/02/2019
NATIONAL SECURITIES SINGLE MEMBER SA	02/01/1900
PIRAEUS SECURITIES S. A.	04/05/2015
<b>NATIONAL BANK (CR)</b>	<b>Main Market</b>
ALPHA FINANCE INVESTMENT SERVICES SINGLE MEMBER SA	09/01/2006
EUROBANK EQUITIES INVESTMENT FIRM SINGLE MEMBER SA	22/10/2006
HELLENIC AMERICAN SECURITIES S.A.	25/07/2014
LEON DEPOLAS SECURITIES S.A.	20/05/2015
MERIT SECURITIES S.A.	03/09/2012
NATIONAL SECURITIES SINGLE MEMBER SA	02/01/1900
PIRAEUS SECURITIES S. A.	08/09/2008
<b>OPAP (CR)</b>	<b>Main Market</b>
ALPHA FINANCE INVESTMENT SERVICES SINGLE MEMBER SA	09/01/2006
BETA SECURITIES S.A.	11/04/2022
EUROBANK EQUITIES INVESTMENT FIRM SINGLE MEMBER SA	22/10/2006
HELLENIC AMERICAN SECURITIES S.A.	25/07/2014
MERIT SECURITIES S.A.	20/03/2017
NATIONAL SECURITIES SINGLE MEMBER SA	02/01/1900
PIRAEUS SECURITIES S. A.	04/05/2015
<b>OTE (CR)</b>	<b>Main Market</b>
ALPHA FINANCE INVESTMENT SERVICES SINGLE MEMBER SA	09/01/2006
BETA SECURITIES S.A.	11/04/2022
EUROBANK EQUITIES INVESTMENT FIRM SINGLE MEMBER SA	22/10/2006
HELLENIC AMERICAN SECURITIES S.A.	25/07/2014
LEON DEPOLAS SECURITIES S.A.	20/04/2015
MERIT SECURITIES S.A.	20/03/2017
NATIONAL SECURITIES SINGLE MEMBER SA	02/01/1900
PIRAEUS SECURITIES S. A.	08/09/2008
<b>P.P.A. S.A. (CR)</b>	<b>Main Market</b>
EUROBANK EQUITIES INVESTMENT FIRM SINGLE MEMBER SA	06/02/2019
<b>PAPOUTSANIS (CR)</b>	<b>Main Market</b>
BETA SECURITIES S.A.	25/11/2013
<b>PETROPOULOS PETROS (CR)</b>	<b>Main Market</b>
EUROBANK EQUITIES INVESTMENT FIRM SINGLE MEMBER SA	01/04/2019
PANTELAKIS SECURITIES S.A.	16/03/2020
<b>PIRAEUS FINANCIAL HOLD (CR)</b>	<b>Main Market</b>
ALPHA FINANCE INVESTMENT SERVICES SINGLE MEMBER SA	15/04/2019
EUROBANK EQUITIES INVESTMENT FIRM SINGLE MEMBER SA	22/10/2006
EUROXX SECURITIES S.A.	15/02/2016
HELLENIC AMERICAN SECURITIES S.A.	25/07/2014
LEON DEPOLAS SECURITIES S.A.	30/11/2018
MERIT SECURITIES S.A.	16/09/2013
NATIONAL SECURITIES SINGLE MEMBER SA	02/01/1900
PIRAEUS SECURITIES S. A.	16/02/2009

List of Stocks under Market Making operations

Securities	Market Maker	Start Market Making	Stock Category
<b>PPC (CR)</b>			<b>Main Market</b>
	ALPHA FINANCE INVESTMENT SERVICES SINGLE MEMBER SA	09/01/2006	
	BETA SECURITIES S.A.	01/02/2021	
	EUROBANK EQUITIES INVESTMENT FIRM SINGLE MEMBER SA	22/10/2006	
	HELLENIC AMERICAN SECURITIES S.A.	01/09/2014	
	MERIT SECURITIES S.A	06/11/2017	
	NATIONAL SECURITIES SINGLE MEMBER SA	02/01/1900	
	PIRAEUS SECURITIES S. A.	28/09/2009	
<b>PREMIA (CR)</b>			<b>Main Market</b>
	BETA SECURITIES S.A.	01/06/2021	
	LEON DEPOLAS SECURITIES S.A.	05/12/2022	
	PANTELAKIS SECURITIES S.A.	23/12/2021	
<b>PROFILE SA (CR)</b>			<b>Main Market</b>
	OPTIMA BANK S.A.	03/04/2023	
	PANTELAKIS SECURITIES S.A.	01/07/2019	
<b>QUALITY &amp; RELIABILITY SA (CR)</b>			<b>Main Market</b>
	OPTIMA BANK S.A.	03/01/2023	
<b>QUEST HOLDINGS (CR)</b>			<b>Main Market</b>
	BETA SECURITIES S.A.	26/03/2018	
	EUROBANK EQUITIES INVESTMENT FIRM SINGLE MEMBER SA	28/01/2019	
<b>SIDMA STEEL (CR)</b>			<b>Main Market</b>
	LEON DEPOLAS SECURITIES S.A.	06/06/2022	
	OPTIMA BANK S.A.	25/05/2023	
<b>SPACE HELLAS SA (CR)</b>			<b>Main Market</b>
	MERIT SECURITIES S.A	09/12/2022	
<b>TECHNICAL OLYMPIC SA (CR)</b>			<b>Main Market</b>
	BETA SECURITIES S.A.	04/04/2022	
<b>TERNA ENERGY (CR)</b>			<b>Main Market</b>
	EUROBANK EQUITIES INVESTMENT FIRM SINGLE MEMBER SA	24/05/2021	
	PIRAEUS SECURITIES S. A.	09/12/2019	
<b>THRACE PLASTICS SA (CR)</b>			<b>Main Market</b>
	ALPHA FINANCE INVESTMENT SERVICES SINGLE MEMBER SA	26/03/2018	
	EUROBANK EQUITIES INVESTMENT FIRM SINGLE MEMBER SA	26/03/2018	
<b>TITAN CEMENT (CB)</b>			<b>Main Market</b>
	BETA SECURITIES S.A.	01/02/2021	
	EUROBANK EQUITIES INVESTMENT FIRM SINGLE MEMBER SA	06/11/2019	
	PIRAEUS SECURITIES S. A.	18/01/2021	
<b>TZIRAKIAN PROFIL (CR)</b>			<b>Main Market</b>
	LEON DEPOLAS SECURITIES S.A.	19/07/2021	
<b>VIOHALCO SA/NV (CB)</b>			<b>Main Market</b>
	ALPHA FINANCE INVESTMENT SERVICES SINGLE MEMBER SA	11/03/2008	
	EUROBANK EQUITIES INVESTMENT FIRM SINGLE MEMBER SA	04/03/2014	
	MERIT SECURITIES S.A	17/03/2014	

Underlying Asset				Derivatives Market													
Price max	Price min	Closing price	change	Delivery Month	Open price	Price max	Price min	Last price	Closing price	Last Bid	Last Ask	Fixing price*	Life high	Life low	Trades	Volume	Open Interest
<b>FTSE/Athex Large Cap</b> (Trade Unit: 1 Index Point x 2E, Cash Settlement)																	
2,954.57	2,923.64	2,953.60	1.02%	June 2023	2,945.00	2,950.00	2,926.25	2,942.50	2,942.50	---	---	---	3,018.00	---	108	570	5,783
				July 2023	2,923.00	2,927.00	2,909.00	2,920.00	2,920.00	---	---	---	2,996.00	---	27	98	709
				August 2023	---	---	---	---	2,936.25	---	---	---	---	---	---	---	---
				September 2023	---	---	---	---	2,940.75	---	---	---	---	---	---	---	---
				December 2023	---	---	---	---	2,955.75	---	---	---	---	---	---	---	---
				March 2024	---	---	---	---	2,970.50	---	---	---	---	---	---	---	---
<b>FTSE/Athex Banks</b> (Trade Unit: 1 Index Point x 15E, Cash Settlement)																	
969.59	952.81	963.09	1.08%	June 2023	967.50	967.50	967.50	967.50	967.50	---	---	---	1,028.00	---	1	5	1,843
				September 2023	---	---	---	---	958.50	---	---	---	---	---	---	---	---
				December 2023	---	---	---	---	963.25	---	---	---	---	---	---	---	---
				March 2024	---	---	---	---	968.00	---	---	---	---	---	---	---	---
<b>MSCI GREECE REBASED</b> (Trade Unit: 1 Index Point x 2E, Cash Settlement)																	
4,664.27	4,603.68	4,662.63	1.28%	June 2023	4,575.00	4,628.00	4,575.00	4,618.50	4,618.50	---	---	---	4,734.25	---	9	300	154
				July 2023	4,518.00	4,562.00	4,518.00	4,562.00	4,562.00	---	---	---	4,562.00	---	2	120	10
				August 2023	---	---	---	---	4,529.00	---	---	---	4,563.50	---	---	---	20
				September 2023	---	---	---	---	4,630.75	---	---	---	---	---	---	---	---
				December 2023	---	---	---	---	4,654.00	---	---	---	---	---	---	---	---
				March 2024	---	---	---	---	4,677.25	---	---	---	---	---	---	---	---

Derivatives notes

Fixing prices and final open positions can be retrieved from the following path <http://www.helex.gr/el/web/guest/statistics-end-of-day-derivatives>

Underlying Asset				Derivatives Market													
Price max	Price min	Closing price	change	Delivery Month	Open price	Price max	Price min	Last price	Closing price	Last Bid	Last Ask	Fixing price*	Life high	Life low	Trades	Volume	Open Interest
1.94	1.912	1.932	0.52%	(Contract Size: 100 Securities, Physical Delivery)													
				June 2023	1.93	1.95	1.93	1.94	1.94	---	---		1.98	---	17	99	12,256
				September 2023	1.90	1.92	1.90	1.92	1.92	---	---		1.95	---	11	92	2,225
				December 2023	---	---	---	---	1.94	---	---		---	---	---	---	---
				March 2024	---	---	---	---	1.95	---	---		---	---	---	---	---
9.9	9.82	9.89	0.41%	(Contract Size: 100 Securities, Physical Delivery)													
				June 2023	9.87	9.92	9.87	9.88	9.88	---	---		10.15	---	5	20	1,976
				September 2023	9.97	9.97	9.97	9.97	9.97	---	---		10.12	---	1	1	25
				December 2023	---	---	---	---	9.96	---	---		---	---	---	---	---
				March 2024	---	---	---	---	10.01	---	---		---	---	---	---	---
1.416	1.3715	1.414	3.02%	(Contract Size: 100 Securities, Physical Delivery)													
				June 2023	1.39	1.42	1.38	1.42	1.42	---	---		1.52	---	230	13,334	210,462
				September 2023	1.41	1.43	1.39	1.43	1.43	---	---		1.48	---	37	1,320	2,865
				December 2023	---	---	---	---	1.39	---	---		---	---	---	---	---
				March 2024	---	---	---	---	1.39	---	---		---	---	---	---	---
14.06	13.76	13.76	-1.71%	(Contract Size: 100 Securities, Physical Delivery)													
				June 2023	13.76	13.76	13.76	13.76	13.76	---	---		14.70	---	2	5	91
				September 2023	---	---	---	---	14.08	---	---		---	---	---	---	---
				December 2023	---	---	---	---	14.15	---	---		---	---	---	---	---
				March 2024	---	---	---	---	14.22	---	---		---	---	---	---	---
1.128	1.1	1.106	0.91%	(Contract Size: 100 Securities, Physical Delivery)													
				June 2023	1.08	1.08	1.08	1.08	1.08	---	---		1.12	---	23	35	473
				September 2023	---	---	---	---	1.10	---	---		---	---	---	---	---
				December 2023	---	---	---	---	1.11	---	---		---	---	---	---	---
				March 2024	---	---	---	---	1.11	---	---		---	---	---	---	---
27.94	27.51	27.89	0.72%	(Contract Size: 100 Securities, Physical Delivery)													
				June 2023	27.61	27.78	27.61	27.78	27.78	---	---		28.84	---	3	7	233
				September 2023	---	---	---	---	27.85	---	---		---	---	---	---	---
				December 2023	---	---	---	---	27.99	---	---		---	---	---	---	---
				March 2024	---	---	---	---	28.13	---	---		---	---	---	---	---
5.68	5.56	5.68	1.25%	(Contract Size: 100 Securities, Physical Delivery)													
				June 2023	5.58	5.68	5.58	5.68	5.68	---	---		5.78	---	8	18	5,685
				September 2023	---	---	---	---	5.65	---	---		5.70	---	---	---	13
				December 2023	---	---	---	---	5.67	---	---		---	---	---	---	---
				March 2024	---	---	---	---	5.70	---	---		---	---	---	---	---

Derivatives notes

Fixing prices and final open positions can be retrieved from the following path <http://www.helex.gr/el/web/guest/statistics-end-of-day-derivatives>



Underlying Asset				Derivatives Market													
Price max	Price min	Closing price	change	Delivery Month	Open price	Price max	Price min	Last price	Closing price	Last Bid	Last Ask	Fixing price*	Life high	Life low	Trades	Volume	Open Interest
<b>ELLAKTOR (CR)</b>				(Contract Size: 100 Securities, Physical Delivery)													
2.25	2.19	2.19	-3.52%	June 2023	2.23	2.23	2.22	2.22	2.22	---	---	---	2.31	---	5	28	1,070
				September 2023	---	---	---	---	2.28	---	---	---	---	---	---	---	---
				December 2023	---	---	---	---	2.29	---	---	---	---	---	---	---	---
				March 2024	---	---	---	---	2.31	---	---	---	---	---	---	---	---
<b>ELVALHALCOR (CR)</b>				(Contract Size: 100 Securities, Physical Delivery)													
1.8	1.774	1.786	0.34%	June 2023	1.80	1.80	1.77	1.77	1.77	---	---	---	1.86	---	11	60	1,551
				September 2023	1.77	1.77	1.75	1.75	1.75	---	---	---	1.80	---	3	26	7
				December 2023	---	---	---	---	1.80	---	---	---	---	---	---	---	---
				March 2024	---	---	---	---	1.81	---	---	---	---	---	---	---	---
<b>EUROBANK HOLDINGS (CR)</b>				(Contract Size: 100 Securities, Physical Delivery)													
1.49	1.454	1.454	-0.41%	June 2023	1.48	1.49	1.46	1.46	1.46	---	---	---	1.71	---	161	5,360	48,907
				September 2023	1.47	1.49	1.47	1.49	1.49	---	---	---	1.58	---	10	154	109
				December 2023	---	---	---	---	1.48	---	---	---	---	---	---	---	---
				March 2024	---	---	---	---	1.48	---	---	---	---	---	---	---	---
<b>EYDAP S.A. (CR)</b>				(Contract Size: 100 Securities, Physical Delivery)													
6.54	6.4	6.45	0.47%	June 2023	6.49	6.52	6.49	6.52	6.52	---	---	---	6.95	---	2	2	564
				September 2023	6.64	6.64	6.64	6.64	6.64	---	---	---	6.83	---	1	5	1
				December 2023	---	---	---	---	6.49	---	---	---	---	---	---	---	---
				March 2024	---	---	---	---	6.52	---	---	---	---	---	---	---	---
<b>FOURLIS (CR)</b>				(Contract Size: 100 Securities, Physical Delivery)													
4.38	4.265	4.33	0.12%	June 2023	4.33	4.33	4.27	4.27	4.27	---	---	---	4.55	---	3	3	925
				September 2023	---	---	---	---	4.38	---	---	---	4.45	---	---	---	20
				December 2023	---	---	---	---	4.37	---	---	---	---	---	---	---	---
				March 2024	---	---	---	---	4.39	---	---	---	---	---	---	---	---
<b>GEK TERNA (CR)</b>				(Contract Size: 100 Securities, Physical Delivery)													
13.64	13.28	13.58	1.04%	June 2023	13.62	13.67	13.56	13.67	13.67	---	---	---	14.02	---	4	17	8,137
				September 2023	---	---	---	---	13.52	---	---	---	---	---	---	---	---
				December 2023	---	---	---	---	13.59	---	---	---	---	---	---	---	---
				March 2024	---	---	---	---	13.66	---	---	---	---	---	---	---	---
<b>HELLENIC EXCHANGES-A.S.E. (CR)</b>				(Contract Size: 100 Securities, Physical Delivery)													
4.96	4.84	4.84	-1.43%	June 2023	4.85	4.87	4.75	4.75	4.75	---	---	---	5.18	---	47	360	2,100
				September 2023	---	---	---	---	4.86	---	---	---	5.10	---	---	---	749
				December 2023	---	---	---	---	4.96	---	---	---	---	---	---	---	---
				March 2024	---	---	---	---	4.99	---	---	---	---	---	---	---	---

Derivatives notes

Fixing prices and final open positions can be retrieved from the following path <http://www.helex.gr/el/web/guest/statistics-end-of-day-derivatives>

Underlying Asset				Derivatives Market														
Price max	Price min	Closing price	change	Delivery Month	Open price	Price max	Price min	Last price	Closing price	Last Bid	Last Ask	Fixing price*	Life high	Life low	Trades	Volume	Open Interest	
<b>HELLENiQ ENERGY (CR)</b>																		
7.99	7.76	7.8	-0.26%															(Contract Size: 100 Securities, Physical Delivery)
				June 2023	7.84	7.84	7.78	7.84	7.84	---	---	---	8.12	---	11	30	1,550	
				September 2023	---	---	---	---	7.55	---	---	---	7.92	---	---	---	28	
				December 2023	---	---	---	---	7.91	---	---	---	---	---	---	---	---	
				March 2024	---	---	---	---	7.95	---	---	---	---	---	---	---	---	
<b>INTRACOM HOLDINGS (CR)</b>																		
(Contract Size: 100 Securities, Physical Delivery)																		
1.906	1.874	1.898	1.28%															
				June 2023	1.90	1.90	1.90	1.90	1.90	---	---	---	2.07	---	1	1	4,704	
				September 2023	1.95	1.96	1.95	1.96	1.96	---	---	---	2.01	---	3	10	29	
				December 2023	---	---	---	---	1.89	---	---	---	---	---	---	---	---	
				March 2024	---	---	---	---	1.90	---	---	---	---	---	---	---	---	
<b>INTRAKAT (CR)</b>																		
(Contract Size: 100 Securities, Physical Delivery)																		
1.858	1.828	1.848	-0.11%															
				June 2023	1.85	1.86	1.84	1.84	1.84	---	---	---	1.88	---	3	8	8,634	
				September 2023	---	---	---	---	1.86	---	---	---	1.88	---	---	---	2,564	
				December 2023	---	---	---	---	1.87	---	---	---	---	---	---	---	---	
				March 2024	---	---	---	---	1.88	---	---	---	---	---	---	---	---	
<b>JUMBO SA (CR)</b>																		
(Contract Size: 100 Securities, Physical Delivery)																		
22.6	21.92	22.6	2.73%															
				June 2023	22.18	22.50	22.18	22.50	22.50	---	---	---	23.32	---	5	5	408	
				September 2023	---	---	---	---	22.13	---	---	---	---	---	---	---	---	
				December 2023	---	---	---	---	22.24	---	---	---	---	---	---	---	---	
				March 2024	---	---	---	---	22.35	---	---	---	---	---	---	---	---	
<b>LAMDA DEVELOPMENT SA (CR)</b>																		
(Contract Size: 100 Securities, Physical Delivery)																		
6.41	6.21	6.21	-2.21%															
				June 2023	6.50	6.50	6.26	6.28	6.28	---	---	---	6.53	---	49	186	5,696	
				September 2023	---	---	---	---	6.39	---	---	---	---	---	---	---	---	
				December 2023	---	---	---	---	6.42	---	---	---	---	---	---	---	---	
				March 2024	---	---	---	---	6.45	---	---	---	---	---	---	---	---	
<b>MIG (CR)</b>																		
(Contract Size: 3 Securities, Physical Delivery)																		
5.32	5.12	5.22	0.38%															
				June 2023	5.13	5.19	5.13	5.14	5.14	---	---	---	5.80	---	10	75	1,274	
				September 2023	5.00	5.10	5.00	5.10	5.10	---	---	---	5.10	---	2	2	6	
				December 2023	---	---	---	---	5.26	---	---	---	---	---	---	---	---	
				March 2024	---	---	---	---	5.28	---	---	---	---	---	---	---	---	
<b>MOTOR OIL (CR)</b>																		
(Contract Size: 100 Securities, Physical Delivery)																		
23.64	23	23.1	-1.11%															
				June 2023	23.60	23.60	23.06	23.11	23.11	---	---	---	25.05	---	80	351	1,764	
				September 2023	22.01	22.96	22.01	22.96	22.96	---	---	---	23.44	---	4	8	200	
				December 2023	---	---	---	---	23.62	---	---	---	---	---	---	---	---	
				March 2024	---	---	---	---	23.73	---	---	---	---	---	---	---	---	

Derivatives notes

Fixing prices and final open positions can be retrieved from the following path <http://www.helex.gr/el/web/guest/statistics-end-of-day-derivatives>

Underlying Asset				Derivatives Market													
Price max	Price min	Closing price	change	Delivery Month	Open price	Price max	Price min	Last price	Closing price	Last Bid	Last Ask	Fixing price*	Life high	Life low	Trades	Volume	Open Interest
<b>MYTILINEOS (CR)</b>																	
(Contract Size: 100 Securities, Physical Delivery)																	
29.24	28.72	29.08	0.90%	June 2023	28.96	29.15	28.83	29.00	29.00	---	---	---	29.84	---	35	183	2,171
				September 2023	28.30	28.30	28.10	28.16	28.16	---	---	---	29.40	---	8	18	359
				December 2023	---	---	---	---	29.14	---	---	---	---	---	---	---	---
				March 2024	---	---	---	---	29.28	---	---	---	---	---	---	---	---
<b>NATIONAL BANK (CR)</b>																	
(Contract Size: 100 Securities, Physical Delivery)																	
5.844	5.72	5.8	1.50%	June 2023	5.84	5.85	5.74	5.82	5.82	---	---	---	6.30	---	140	1,152	22,001
				September 2023	5.85	5.85	5.85	5.85	5.85	---	---	---	6.07	---	2	15	305
				December 2023	---	---	---	---	5.78	---	---	---	---	---	---	---	---
				March 2024	---	---	---	---	5.81	---	---	---	---	---	---	---	---
<b>OPAP (CR)</b>																	
(Contract Size: 100 Securities, Physical Delivery)																	
16.09	15.8	16	1.59%	June 2023	15.41	15.43	15.27	15.42	15.42	---	---	---	16.21	---	13	80	1,733
				September 2023	---	---	---	---	15.84	---	---	---	---	---	---	---	---
				December 2023	---	---	---	---	15.92	---	---	---	---	---	---	---	---
				March 2024	---	---	---	---	16.00	---	---	---	---	---	---	---	---
<b>OTE (CR)</b>																	
(Contract Size: 100 Securities, Physical Delivery)																	
14.69	14.52	14.65	1.24%	June 2023	14.58	14.74	14.54	14.71	14.71	---	---	---	15.20	---	102	468	12,345
				September 2023	14.29	14.35	14.20	14.35	14.35	---	---	---	14.39	---	5	19	286
				December 2023	---	---	---	---	14.63	---	---	---	---	---	---	---	---
				March 2024	---	---	---	---	14.70	---	---	---	---	---	---	---	---
<b>P.P.A. S.A. (CR)</b>																	
(Contract Size: 100 Securities, Physical Delivery)																	
20.25	20.05	20.15	-0.25%	June 2023	20.43	20.43	20.43	20.43	20.43	---	---	---	20.43	---	1	68	356
				September 2023	19.67	19.67	19.67	19.67	19.67	---	---	---	19.67	---	1	68	---
				December 2023	---	---	---	---	20.42	---	---	---	---	---	---	---	---
				March 2024	---	---	---	---	20.52	---	---	---	---	---	---	---	---
<b>PIRAEUS FINANCIAL HOLD (CR)</b>																	
(Contract Size: 100 Securities, Physical Delivery)																	
2.832	2.77	2.78	0.29%	June 2023	2.81	2.84	2.78	2.79	2.79	---	---	---	2.91	---	153	3,290	74,917
				September 2023	2.81	2.86	2.80	2.81	2.81	---	---	---	2.88	---	26	798	2,204
				December 2023	---	---	---	---	2.80	---	---	---	---	---	---	---	---
				March 2024	---	---	---	---	2.82	---	---	---	---	---	---	---	---
<b>PPC (CR)</b>																	
(Contract Size: 100 Securities, Physical Delivery)																	
9.875	9.68	9.875	1.59%	June 2023	9.78	9.90	9.69	9.87	9.87	---	---	---	10.07	---	41	294	22,236
				September 2023	9.91	9.91	9.85	9.91	9.91	---	---	---	10.25	---	11	24	245
				December 2023	---	---	---	---	9.83	---	---	---	---	---	---	---	---
				March 2024	---	---	---	---	9.88	---	---	---	---	---	---	---	---

Derivatives notes

Fixing prices and final open positions can be retrieved from the following path <http://www.helex.gr/el/web/guest/statistics-end-of-day-derivatives>

Underlying Asset				Derivatives Market													
Price max	Price min	Closing price	change	Delivery Month	Open price	Price max	Price min	Last price	Closing price	Last Bid	Last Ask	Fixing price*	Life high	Life low	Trades	Volume	Open Interest
<b>QUEST HOLDINGS (CR)</b>				(Contract Size: 100 Securities, Physical Delivery)													
6.05	5.91	6.05	1.51%	June 2023	5.98	6.04	5.98	6.04	6.04	---	---	---	6.04	---	3	11	201
				September 2023	---	---	---	---	6.00	---	---	---	---	---	---	---	---
				December 2023	---	---	---	---	6.03	---	---	---	---	---	---	---	---
				March 2024	---	---	---	---	6.06	---	---	---	---	---	---	---	---
<b>TERNA ENERGY (CR)</b>				(Contract Size: 100 Securities, Physical Delivery)													
20.22	19.75	20.22	1.97%	June 2023	19.98	20.26	19.98	20.26	20.26	---	---	---	20.98	---	31	91	12,133
				September 2023	---	---	---	---	19.93	---	---	---	20.75	---	---	---	130
				December 2023	---	---	---	---	20.05	---	---	---	---	---	---	---	---
				March 2024	---	---	---	---	20.15	---	---	---	---	---	---	---	---
<b>TITAN CEMENT (CB)</b>				(Contract Size: 100 Securities, Physical Delivery)													
16.5	16.28	16.4	0.00%	June 2023	16.29	16.29	16.29	16.29	16.29	---	---	---	16.68	---	2	2	508
				September 2023	---	---	---	---	16.61	---	---	---	16.63	---	---	---	2
				December 2023	---	---	---	---	16.58	---	---	---	---	---	---	---	---
				March 2024	---	---	---	---	16.66	---	---	---	---	---	---	---	---
<b>VIOHALCO SA/NV (CB)</b>				(Contract Size: 100 Securities, Physical Delivery)													
5.75	5.59	5.75	2.86%	June 2023	5.67	5.76	5.65	5.76	5.76	---	---	---	5.86	---	21	58	5,067
				September 2023	5.67	5.67	5.67	5.67	5.67	---	---	---	5.67	---	1	1	20
				December 2023	---	---	---	---	5.65	---	---	---	---	---	---	---	---
				March 2024	---	---	---	---	5.68	---	---	---	---	---	---	---	---

Derivatives notes

Fixing prices and final open positions can be retrieved from the following path <http://www.helex.gr/el/web/guest/statistics-end-of-day-derivatives>

FTSE/Athex Large Cap

(Trade Unit: 1 Index Point x 2€ - Exercise Style: European, Cash Settlement)

Call Options																Put Options															
June 2023								July 2023								Other Months		June 2023						July 2023					Other Months		Exercise Price
Open price	Price max	Price min	Last price	Closing price	Volume	Open Interest	Open price	Price max	Price min	Last price	Closing price	Volume	Open Interest	Volume	Open Interest	Open price	Price max	Price min	Last price	Closing price	Volume	Open Interest	Open price	Price max	Price min	Last price	Closing price	Volume	Open Interest	Volume	
1,725	0.00	0.00	0.00	-	1,200.00	-	-	-	-	-	-	-	-	-	-	0.00	0.00	0.00	-	0.01	-	-	-	-	-	-	-	-	-	-	1,725
1,750	0.00	0.00	0.00	-	1,175.00	-	-	-	-	-	-	-	-	-	-	0.00	0.00	0.00	-	0.01	-	-	-	-	-	-	-	-	-	-	1,750
1,775	0.00	0.00	0.00	-	1,150.00	-	-	-	-	-	-	-	-	-	-	0.00	0.00	0.00	-	0.02	-	-	-	-	-	-	-	-	-	-	1,775
1,800	0.00	0.00	0.00	-	1,125.00	-	-	-	-	-	-	-	-	-	-	0.00	0.00	0.00	-	0.01	-	-	-	-	-	-	-	-	-	-	1,800
1,825	0.00	0.00	0.00	-	1,100.00	-	-	-	-	-	-	-	-	-	-	0.00	0.00	0.00	-	0.01	-	-	-	-	-	-	-	-	-	-	1,825
1,850	0.00	0.00	0.00	-	1,075.00	-	-	-	-	-	-	-	-	-	-	0.00	0.00	0.00	-	0.01	-	-	-	-	-	-	-	-	-	-	1,850
1,875	0.00	0.00	0.00	-	1,050.00	-	-	-	-	-	-	-	-	-	-	0.00	0.00	0.00	-	0.01	-	-	-	-	-	-	-	-	-	-	1,875
1,900	0.00	0.00	0.00	-	1,025.00	-	-	-	-	-	-	-	-	-	-	0.00	0.00	0.00	-	0.01	-	-	-	-	-	-	-	-	-	-	1,900
1,925	0.00	0.00	0.00	-	1,000.00	-	-	-	-	-	-	-	-	-	-	0.00	0.00	0.00	-	0.01	-	-	-	-	-	-	-	-	-	-	1,925
1,950	0.00	0.00	0.00	-	975.00	-	-	-	-	-	-	-	-	-	-	0.00	0.00	0.00	-	0.01	-	-	-	-	-	-	-	-	-	-	1,950
1,975	0.00	0.00	0.00	-	950.00	-	-	-	-	-	-	-	-	-	-	0.00	0.00	0.00	-	0.01	-	-	-	-	-	-	-	-	-	-	1,975
2,000	0.00	0.00	0.00	-	925.00	-	-	-	-	-	-	-	-	-	-	0.00	0.00	0.00	-	0.01	-	-	-	-	-	-	-	-	-	-	2,000
2,050	0.00	0.00	0.00	-	875.00	-	-	-	-	-	-	-	-	-	-	0.00	0.00	0.00	-	0.01	-	-	-	-	-	-	-	-	-	-	2,050
2,100	0.00	0.00	0.00	-	825.00	-	-	-	-	-	-	-	-	-	-	0.00	0.00	0.00	-	0.01	-	-	-	-	-	-	-	-	-	-	2,100
2,150	0.00	0.00	0.00	-	775.00	-	-	-	-	-	-	-	-	-	-	0.00	0.00	0.00	-	0.01	-	-	-	-	-	-	-	-	-	-	2,150
2,200	0.00	0.00	0.00	-	725.00	-	-	-	-	-	-	-	-	-	-	0.00	0.00	0.00	-	0.01	-	-	-	-	-	-	-	-	-	-	2,200
2,250	0.00	0.00	0.00	-	675.00	-	-	-	-	-	-	-	-	-	-	0.00	0.00	0.00	-	0.02	-	-	-	-	-	-	-	-	-	-	2,250
2,300	0.00	0.00	0.00	-	625.00	-	-	-	-	-	-	-	-	-	-	0.00	0.00	0.00	-	0.08	-	-	-	-	-	-	-	-	-	-	2,300
2,350	0.00	0.00	0.00	-	575.00	-	-	0.00	0.00	0.00	-	555.00	-	-	-	0.00	0.00	0.00	-	0.25	-	-	0.00	0.00	0.00	-	0.26	-	-	-	2,350
2,400	0.00	0.00	0.00	-	525.00	-	-	0.00	0.00	0.00	-	506.00	-	-	-	0.00	0.00	0.00	-	0.01	-	-	0.00	0.00	0.00	-	0.59	-	-	-	2,400
2,450	0.00	0.00	0.00	-	475.00	-	-	0.00	0.00	0.00	-	456.00	-	-	-	0.00	0.00	0.00	-	0.01	-	-	0.00	0.00	0.00	-	1.30	-	-	-	2,450
2,500	0.00	0.00	0.00	-	425.00	-	-	0.00	0.00	0.00	-	408.00	-	-	-	0.00	0.00	0.00	-	0.02	-	-	0.00	0.00	0.00	-	2.50	-	-	-	2,500
2,550	0.00	0.00	0.00	-	375.00	-	-	0.00	0.00	0.00	-	360.00	-	-	-	0.00	0.00	0.00	-	0.02	-	6	0.00	0.00	0.00	-	4.70	-	-	-	2,550
2,600	0.00	0.00	0.00	-	325.00	-	20	0.00	0.00	0.00	-	314.00	-	-	-	0.00	0.00	0.00	-	0.11	-	9	0.00	0.00	0.00	-	8.20	-	-	-	2,600
2,650	0.00	0.00	0.00	-	276.00	-	80	0.00	0.00	0.00	-	269.00	-	-	-	0.00	0.00	0.00	-	0.43	-	358	0.00	0.00	0.00	-	13.75	-	-	-	2,650
2,700	0.00	0.00	0.00	-	227.00	-	40	0.00	0.00	0.00	-	228.00	-	-	-	0.00	0.00	0.00	-	1.40	-	253	0.00	0.00	0.00	-	21.75	-	-	-	2,700
2,750	0.00	0.00	0.00	-	179.00	-	20	0.00	0.00	0.00	-	189.00	-	-	-	0.00	0.00	0.00	-	4.10	-	60	0.00	0.00	0.00	-	32.75	-	-	-	2,750
2,800	0.00	0.00	0.00	-	135.00	-	142	0.00	0.00	0.00	-	154.00	-	1	-	0.00	0.00	0.00	-	9.80	-	76	0.00	0.00	0.00	-	47.50	-	-	-	2,800
2,850	0.00	0.00	0.00	-	96.00	-	-	0.00	0.00	0.00	-	123.00	-	-	-	0.00	0.00	0.00	-	20.50	-	20	0.00	0.00	0.00	-	66.50	-	20	-	2,850
2,900	0.00	0.00	0.00	-	63.50	-	6	0.00	0.00	0.00	-	96.00	-	-	-	0.00	0.00	0.00	-	38.00	-	47	0.00	0.00	0.00	-	89.50	-	-	-	2,900
2,950	0.00	0.00	0.00	-	39.00	-	26	0.00	0.00	0.00	-	73.00	-	40	-	0.00	0.00	0.00	-	63.50	-	61	114.00	114.00	114.00	114.00	114.00	20	40	-	2,950
3,000	0.00	0.00	0.00	-	22.00	-	5	58.50	58.50	58.50	58.50	58.50	1	20	-	0.00	0.00	0.00	-	96.50	-	40	0.00	0.00	0.00	-	148.00	-	40	-	3,000
3,050	0.00	0.00	0.00	-	11.25	-	16	44.50	44.50	44.50	44.50	44.50	1	20	-	0.00	0.00	0.00	-	136.00	-	150	0.00	0.00	0.00	-	183.00	-	21	-	3,050
3,100	0.00	0.00	0.00	-	5.30	-	-	0.00	0.00	0.00	-	28.50	-	-	-	0.00	0.00	0.00	-	180.00	-	-	0.00	0.00	0.00	-	222.00	-	-	-	3,100
3,150	0.00	0.00	0.00	-	2.20	-	-	0.00	0.00	0.00	-	20.00	-	-	-	0.00	0.00	0.00	-	227.00	-	-	0.00	0.00	0.00	-	263.00	-	-	-	3,150
3,200	0.00	0.00	0.00	-	0.87	-	-	0.00	0.00	0.00	-	13.75	-	-	-	0.00	0.00	0.00	-	275.00	-	-	0.00	0.00	0.00	-	306.00	-	-	-	3,200

## FTSE/Athex Large Cap

(Trade Unit: 1 Index Point x 2€ - Exercise Style: European, Cash Settlement)

	Call Options														Put Options																		
	June 2023							July 2023							Other Months		June 2023							July 2023							Other Months		
Exercise Price	Open price	Price max	Price min	Last price	Closing price	Volume	Open Interest	Open price	Price max	Price min	Last price	Closing price	Volume	Open Interest	Volume	Open Interest	Open price	Price max	Price min	Last price	Closing price	Volume	Open Interest	Open price	Price max	Price min	Last price	Closing price	Volume	Open Interest	Volume	Open Interest	Exercise Price
3,250	0.00	0.00	0.00	-	0.31	-	-	0.00	0.00	0.00	-	9.10	-	-			0.00	0.00	0.00	-	325.00	-	-	0.00	0.00	0.00	-	352.00	-	-			3,250
Totals:						0	355						2	81	0	0						0	1,080					20	121	0	0		
Number of Trades:							0						2		0							0					1		0				

ALPHA SERVICES HOLD (CR)

(Contract Size: 100 Securities, Exercise Style: American, Physical Delivery)

Call Options														Put Options																	
Exercise Price	June 2023						July 2023						Other Months		June 2023						July 2023						Other Months		Exercise Price		
	Open price	Price max	Price min	Last price	Closing price	Volume	Open Interest	Open price	Price max	Price min	Last price	Closing price	Volume	Open Interest	Volume	Open Interest	Open price	Price max	Price min	Last price	Closing price	Volume	Open Interest	Open price	Price max	Price min	Last price	Closing price		Volume	Open Interest
0.500	0.000	0.000	0.000	0.870	-	-	-	-	-	-	-	-	-	-	-	0.000	0.000	0.000	0.001	-	-	-	-	-	-	-	-	-	-	-	0.005
0.550	0.000	0.000	0.000	0.820	-	-	-	-	-	-	-	-	-	-	-	0.000	0.000	0.000	0.001	-	-	-	-	-	-	-	-	-	-	-	0.006
0.600	0.000	0.000	0.000	0.770	-	-	-	-	-	-	-	-	-	-	-	0.000	0.000	0.000	0.001	-	-	-	-	-	-	-	-	-	-	-	0.006
0.650	0.000	0.000	0.000	0.721	-	-	-	-	-	-	-	-	-	-	-	0.000	0.000	0.000	0.001	-	-	-	-	-	-	-	-	-	-	-	0.007
0.700	0.000	0.000	0.000	0.671	-	-	-	-	-	-	-	-	-	-	-	0.000	0.000	0.000	0.001	-	-	-	-	-	-	-	-	-	-	-	0.007
0.750	0.000	0.000	0.000	0.621	-	-	-	-	-	-	-	-	-	-	-	0.000	0.000	0.000	0.002	-	-	-	-	-	-	-	-	-	-	-	0.008
0.800	0.000	0.000	0.000	0.571	-	-	0.000	0.000	0.000	0.572	-	-	-	-	-	0.000	0.000	0.000	0.001	-	-	-	0.000	0.000	0.000	0.002	-	-	-	-	0.008
0.850	0.000	0.000	0.000	0.521	-	-	0.000	0.000	0.000	0.522	-	-	-	-	-	0.000	0.000	0.000	0.001	-	-	-	0.000	0.000	0.000	0.001	-	-	-	-	0.009
0.900	0.000	0.000	0.000	0.471	-	-	0.000	0.000	0.000	0.473	-	-	-	-	-	0.000	0.000	0.000	0.001	-	-	-	0.000	0.000	0.000	0.001	-	-	-	-	0.009
0.950	0.000	0.000	0.000	0.421	-	-	0.000	0.000	0.000	0.423	-	-	-	-	-	0.000	0.000	0.000	0.003	-	-	-	0.000	0.000	0.000	0.001	-	-	-	-	0.010
1.000	0.000	0.000	0.000	0.371	-	-	0.000	0.000	0.000	0.375	-	-	-	-	-	0.000	0.000	0.000	0.007	-	-	-	0.000	0.000	0.000	0.002	-	-	-	-	0.010
1.100	0.000	0.000	0.000	0.272	-	-	0.000	0.000	0.000	0.281	-	-	-	-	-	0.000	0.000	0.000	0.001	-	-	-	0.000	0.000	0.000	0.008	-	-	-	-	0.011
1.200	0.000	0.000	0.000	0.178	-	-	0.000	0.000	0.000	0.197	-	-	-	-	-	0.000	0.000	0.000	0.007	-	20	-	0.000	0.000	0.000	0.024	-	-	-	-	0.012
1.300	0.000	0.000	0.000	0.100	-	-	0.000	0.000	0.000	0.128	-	-	-	-	-	0.000	0.000	0.000	0.029	-	-	-	0.000	0.000	0.000	0.055	-	-	-	-	0.013
1.400	0.000	0.000	0.000	0.047	-	-	0.000	0.000	0.000	0.078	-	4	-	-	-	0.000	0.000	0.000	0.076	-	-	-	0.000	0.000	0.000	0.104	-	-	-	-	0.014
1.500	0.000	0.000	0.000	0.018	-	-	0.000	0.000	0.000	0.043	-	-	-	-	-	0.000	0.000	0.000	0.147	-	-	-	0.000	0.000	0.000	0.170	-	-	-	-	0.015
1.600	0.000	0.000	0.000	0.006	-	-	0.000	0.000	0.000	0.023	-	-	-	-	-	0.000	0.000	0.000	0.235	-	-	-	0.000	0.000	0.000	0.249	-	-	-	-	0.016
1.700	0.000	0.000	0.000	0.001	-	-	0.000	0.000	0.000	0.011	-	-	-	-	-	0.000	0.000	0.000	0.331	-	-	-	0.000	0.000	0.000	0.338	-	-	-	-	0.017
1.800	0.000	0.000	0.000	0.001	-	-	0.000	0.000	0.000	0.005	-	-	-	-	-	0.000	0.000	0.000	0.430	-	-	-	0.000	0.000	0.000	0.432	-	-	-	-	0.018
1.900	0.000	0.000	0.000	0.001	-	-	0.000	0.000	0.000	0.002	-	-	-	-	-	0.000	0.000	0.000	0.530	-	-	-	0.000	0.000	0.000	0.530	-	-	-	-	0.019
2.000	0.000	0.000	0.000	0.001	-	-	-	-	-	-	-	-	-	-	-	0.000	0.000	0.000	0.630	-	-	-	-	-	-	-	-	-	-	-	0.020
Totals:						0	0					0	4	0	0							0	20					0	0	0	0
Number of Trades:						0						0		0								0.00					0		0		

NATIONAL BANK (CR)

(Contract Size: 100 Securities, Exercise Style: American, Physical Delivery)

Call Options														Put Options																			
Exercise Price	June 2023						July 2023						Other Months		June 2023						July 2023						Other Months		Exercise Price				
	Open price	Price max	Price min	Last price	Closing price	Volume	Open Interest	Open price	Price max	Price min	Last price	Closing price	Volume	Open Interest	Volume	Open Interest	Open price	Price max	Price min	Last price	Closing price	Volume	Open Interest	Open price	Price max	Price min	Last price	Closing price		Volume	Open Interest	Volume	Open Interest
1.900	0.000	0.000	0.000		3.81	-	-						-	-			0.000	0.000	0.000		0.001	-	-						-	-			0.019
2.000	0.000	0.000	0.000		3.71	-	-						-	-			0.000	0.000	0.000		0.002	-	-						-	-			0.020
2.200	0.000	0.000	0.000		3.51	-	-						-	-			0.000	0.000	0.000		0.001	-	-						-	-			0.022
2.400	0.000	0.000	0.000		3.31	-	-						-	-			0.000	0.000	0.000		0.001	-	-						-	-			0.024
2.600	0.000	0.000	0.000		3.11	-	-						-	-			0.000	0.000	0.000		0.001	-	-						-	-			0.026
2.800	0.000	0.000	0.000		2.91	-	-						-	-			0.000	0.000	0.000		0.001	-	-						-	-			0.028
3.000	0.000	0.000	0.000		2.71	-	-						-	-			0.000	0.000	0.000		0.001	-	-						-	-			0.030
3.200	0.000	0.000	0.000		2.51	-	-	0.000	0.000	0.000		2.52	-	-			0.000	0.000	0.000		0.001	-	-	0.000	0.000	0.000		0.001	-	-			0.032
3.400	0.000	0.000	0.000		2.31	-	-	0.000	0.000	0.000		2.32	-	-			0.000	0.000	0.000		0.001	-	-	0.000	0.000	0.000		0.001	-	-			0.034
3.600	0.000	0.000	0.000		2.11	-	-	0.000	0.000	0.000		2.12	-	-			0.000	0.000	0.000		0.002	-	-	0.000	0.000	0.000		0.001	-	-			0.036
3.800	0.000	0.000	0.000		1.91	-	-	0.000	0.000	0.000		1.92	-	-			0.000	0.000	0.000		0.001	-	-	0.000	0.000	0.000		0.001	-	-			0.038
4.000	0.000	0.000	0.000		1.71	-	-	0.000	0.000	0.000		1.73	-	-			0.000	0.000	0.000		0.001	-	-	0.000	0.000	0.000		0.004	-	-			0.040
4.400	0.000	0.000	0.000		1.31	-	-	0.000	0.000	0.000		1.34	-	-			0.000	0.000	0.000		0.001	-	-	0.000	0.000	0.000		0.019	-	-			0.044
4.800	0.000	0.000	0.000		0.919	-	-	0.000	0.000	0.000		0.986	-	-			0.000	0.000	0.000		0.005	-	-	0.000	0.000	0.000		0.063	-	-			0.048
5.200	0.000	0.000	0.000		0.552	-	7	0.000	0.000	0.000		0.677	-	-			0.000	0.000	0.000		0.038	-	270	0.000	0.000	0.000		0.153	-	-			0.052
5.600	0.000	0.000	0.000		0.266	-	-	0.000	0.000	0.000		0.438	-	-			0.000	0.000	0.000		0.152	-	-	0.000	0.000	0.000		0.314	-	-			0.056
6.000	0.000	0.000	0.000		0.097	-	-	0.000	0.000	0.000		0.261	-	-			0.000	0.000	0.000		0.383	-	-	0.000	0.000	0.000		0.536	-	-			0.060
6.400	0.000	0.000	0.000		0.027	-	-	0.000	0.000	0.000		0.149	-	-			0.000	0.000	0.000		0.714	-	-	0.000	0.000	0.000		0.824	-	-			0.064
6.800	0.000	0.000	0.000		0.006	-	-	0.000	0.000	0.000		0.078	-	-			0.000	0.000	0.000		1.09	-	-	0.000	0.000	0.000		1.15	-	-			0.068
7.200	0.000	0.000	0.000		0.001	-	-	0.000	0.000	0.000		0.038	-	-			0.000	0.000	0.000		1.49	-	-	0.000	0.000	0.000		1.52	-	-			0.072
7.600	0.000	0.000	0.000		0.002	-	-	0.000	0.000	0.000		0.018	-	-			0.000	0.000	0.000		1.89	-	-	0.000	0.000	0.000		1.90	-	-			0.076
8.000	0.000	0.000	0.000		0.001	-	-	0.000	0.000	0.000		0.008	-	-			0.000	0.000	0.000		2.29	-	-	0.000	0.000	0.000		2.29	-	-			0.080
Totals:						0	7					0	0	0	0						0	270						0	10	0	0		
Number of Trades:							0					0		0								0.00						0		0			



OPAP (CR)

(Contract Size: 100 Securities, Exercise Style: American, Physical Delivery)

Call Options														Put Options																			
June 2023							July 2023							Other Months		June 2023							July 2023							Other Months		Exercise Price	
Open price	Price max	Price min	Last price	Closing price	Volume	Open Interest	Open price	Price max	Price min	Last price	Closing price	Volume	Open Interest	Volume	Open Interest	Open price	Price max	Price min	Last price	Closing price	Volume	Open Interest	Open price	Price max	Price min	Last price	Closing price	Volume	Open Interest	Volume	Open Interest		
8.800	0.000	0.000	0.000	6.96	-	-										0.000	0.000	0.000	0.001	-	-											0.088	
9.200	0.000	0.000	0.000	6.56	-	-										0.000	0.000	0.000	0.001	-	-											0.092	
9.600	0.000	0.000	0.000	6.16	-	-										0.000	0.000	0.000	0.001	-	-											0.096	
10.000	0.000	0.000	0.000	5.76	-	-	0.000	0.000	0.000		5.78	-	-			0.000	0.000	0.000	0.001	-	-	0.000	0.000	0.000	0.001	-	-					0.100	
11.000	0.000	0.000	0.000	4.76	-	-	0.000	0.000	0.000		4.78	-	-			0.000	0.000	0.000	0.001	-	-	0.000	0.000	0.000	0.001	-	-					0.110	
12.000	0.000	0.000	0.000	3.76	-	-	0.000	0.000	0.000		3.78	-	-			0.000	0.000	0.000	0.001	-	-	0.000	0.000	0.000	0.001	-	-					0.120	
13.000	0.000	0.000	0.000	2.76	-	-	0.000	0.000	0.000		2.79	-	-			0.000	0.000	0.000	0.001	-	-	0.000	0.000	0.000	0.005	-	-					0.130	
14.000	0.000	0.000	0.000	1.77	-	-	0.000	0.000	0.000		1.84	-	-			0.000	0.000	0.000	0.012	-	-	0.000	0.000	0.000	0.047	-	-					0.140	
15.000	0.000	0.000	0.000	0.888	-	-	0.000	0.000	0.000		1.01	-	-			0.000	0.000	0.000	0.126	-	-	0.000	0.000	0.000	0.224	-	-					0.150	
16.000	0.000	0.000	0.000	0.299	-	50	0.000	0.000	0.000		0.452	-	60			0.000	0.000	0.000	0.537	-	-	0.000	0.000	0.000	0.662	-	-					0.160	
17.000	0.000	0.000	0.000	0.062	-	-	0.000	0.000	0.000		0.154	-	5			0.000	0.000	0.000	1.30	-	-	0.000	0.000	0.000	1.37	-	-					0.170	
18.000	0.000	0.000	0.000	0.008	-	-	0.000	0.000	0.000		0.042	-	-			0.000	0.000	0.000	2.25	-	-	0.000	0.000	0.000	2.27	-	-					0.180	
19.000	0.000	0.000	0.000	0.001	-	-	0.000	0.000	0.000		0.008	-	-			0.000	0.000	0.000	3.25	-	-	0.000	0.000	0.000	3.25	-	-					0.190	
20.000	0.000	0.000	0.000	0.001	-	-	0.000	0.000	0.000		0.001	-	-			0.000	0.000	0.000	4.25	-	-	0.000	0.000	0.000	4.25	-	-					0.200	
22.000	0.000	0.000	0.000	0.001	-	-	0.000	0.000	0.000		0.001	-	-			0.000	0.000	0.000	6.25	-	-	0.000	0.000	0.000	6.25	-	-					0.220	
Totals:					0	50						0	65	0	0								0	0								0	0
Number of Trades:					0							0		0									0.00									0	0

OTE (CR)

(Contract Size: 100 Securities, Exercise Style: American, Physical Delivery)

Exercise Price	Call Options													Put Options																					
	June 2023						July 2023						Other Months		June 2023						July 2023						Other Months		Exercise Price						
	Open price	Price max	Price min	Last price	Closing price	Volume	Open Interest	Open price	Price max	Price min	Last price	Closing price	Volume	Open Interest	Volume	Open Interest	Open price	Price max	Price min	Last price	Closing price	Volume	Open Interest	Open price	Price max	Price min	Last price	Closing price		Volume	Open Interest	Volume	Open Interest		
9.200	0.000	0.000	0.000		5.28	-	-	0.000	0.000	0.000		5.30	-	-			0.000	0.000	0.000		0.001	-	-			0.000	0.000	0.000			0.001	-	-		
9.600	0.000	0.000	0.000		4.88	-	-	0.000	0.000	0.000		4.90	-	-			0.000	0.000	0.000		0.001	-	-			0.000	0.000	0.000		0.001	-	-			0.096
10.000	0.000	0.000	0.000		4.48	-	-	0.000	0.000	0.000		4.50	-	-			0.000	0.000	0.000		0.001	-	-			0.000	0.000	0.000		0.001	-	-			0.100
11.000	0.000	0.000	0.000		3.48	-	-	0.000	0.000	0.000		3.50	-	-			0.000	0.000	0.000		0.001	-	-			0.000	0.000	0.000		0.001	-	-			0.110
12.000	0.000	0.000	0.000		2.48	-	-	0.000	0.000	0.000		2.51	-	-			0.000	0.000	0.000		0.001	-	-			0.000	0.000	0.000		0.007	-	-			0.120
13.000	0.000	0.000	0.000		1.49	-	-	0.000	0.000	0.000		1.57	-	-			0.000	0.000	0.000		0.004	-	-			0.000	0.000	0.000		0.067	-	-			0.130
14.000	0.000	0.000	0.000		0.594	-	-	0.000	0.000	0.000		0.807	-	-			0.000	0.000	0.000		0.112	-	5			0.000	0.000	0.000		0.300	-	-			0.140
15.000	0.000	0.000	0.000		0.112	-	-	0.000	0.000	0.000		0.323	-	20			0.000	0.000	0.000		0.631	-	-			0.000	0.000	0.000		0.817	-	-			0.150
16.000	0.000	0.000	0.000		0.007	-	-	0.000	0.000	0.000		0.096	-	-			0.000	0.000	0.000		1.53	-	-			0.000	0.000	0.000		1.60	-	-			0.160
17.000	0.000	0.000	0.000		0.001	-	-	0.000	0.000	0.000		0.022	-	-			0.000	0.000	0.000		2.53	-	-			0.000	0.000	0.000		2.53	-	-			0.170
18.000	0.000	0.000	0.000		0.001	-	-	0.000	0.000	0.000		0.004	-	-			0.000	0.000	0.000		3.53	-	-			0.000	0.000	0.000		3.53	-	-			0.180
19.000	0.000	0.000	0.000		0.001	-	-	0.000	0.000	0.000		0.001	-	-			0.000	0.000	0.000		4.53	-	-			0.000	0.000	0.000		4.53	-	-			0.190
20.000	0.000	0.000	0.000		0.001	-	-					-	-				0.000	0.000	0.000		5.53	-	-						-	-				0.200	
22.000	0.000	0.000	0.000		0.001	-	-					-	-				0.000	0.000	0.000		7.53	-	-						-	-				0.220	
24.000	0.000	0.000	0.000		0.001	-	-					-	-				0.000	0.000	0.000		9.53	-	-						-	-				0.240	
Totals:						0	0					0	20	0	0						0	5						0	5	0	0				
Number of Trades:						0						0		0							0.00							0		0					

PIRAEUS FINANCIAL HOLD (CR)

(Contract Size: 100 Securities, Exercise Style: American, Physical Delivery)

Call Options														Put Options																				
June 2023							July 2023							Other Months		June 2023							July 2023							Other Months		Exercise Price		
Open price	Price max	Price min	Last price	Closing price	Volume	Open Interest	Open price	Price max	Price min	Last price	Closing price	Volume	Open Interest	Volume	Open Interest	Open price	Price max	Price min	Last price	Closing price	Volume	Open Interest	Open price	Price max	Price min	Last price	Closing price	Volume	Open Interest	Volume	Open Interest			
0.500	0.000	0.000	0.000	2.27	-	-										0.000	0.000	0.000	0.001	-	-											0.005		
0.550	0.000	0.000	0.000	2.22	-	-										0.000	0.000	0.000	0.001	-	-											0.006		
0.600	0.000	0.000	0.000	2.17	-	-										0.000	0.000	0.000	0.001	-	-											0.006		
0.650	0.000	0.000	0.000	2.12	-	-										0.000	0.000	0.000	0.001	-	-											0.007		
0.700	0.000	0.000	0.000	2.07	-	-										0.000	0.000	0.000	0.001	-	-											0.007		
0.750	0.000	0.000	0.000	2.02	-	-										0.000	0.000	0.000	0.001	-	-											0.008		
0.800	0.000	0.000	0.000	1.97	-	-										0.000	0.000	0.000	0.001	-	-											0.008		
0.850	0.000	0.000	0.000	1.92	-	-										0.000	0.000	0.000	0.001	-	-											0.009		
0.900	0.000	0.000	0.000	1.87	-	-										0.000	0.000	0.000	0.001	-	-											0.009		
0.950	0.000	0.000	0.000	1.82	-	-										0.000	0.000	0.000	0.001	-	-											0.010		
1.000	0.000	0.000	0.000	1.77	-	-										0.000	0.000	0.000	0.001	-	-											0.010		
1.100	0.000	0.000	0.000	1.67	-	-										0.000	0.000	0.000	0.001	-	-											0.011		
1.200	0.000	0.000	0.000	1.57	-	-										0.000	0.000	0.000	0.001	-	-											0.012		
1.300	0.000	0.000	0.000	1.47	-	-										0.000	0.000	0.000	0.001	-	-											0.013		
1.400	0.000	0.000	0.000	1.37	-	-										0.000	0.000	0.000	0.001	-	-											0.014		
1.500	0.000	0.000	0.000	1.27	-	-										0.000	0.000	0.000	0.002	-	-											0.015		
1.600	0.000	0.000	0.000	1.17	-	-	0.000	0.000	0.000		1.17	-	-			0.000	0.000	0.000	0.001	-	-	0.000	0.000	0.000		0.001	-	-				0.016		
1.700	0.000	0.000	0.000	1.07	-	-	0.000	0.000	0.000		1.07	-	-			0.000	0.000	0.000	0.002	-	-	0.000	0.000	0.000		0.001	-	-				0.017		
1.800	0.000	0.000	0.000	0.971	-	-	0.000	0.000	0.000		0.976	-	-			0.000	0.000	0.000	0.005	-	-	0.000	0.000	0.000		0.001	-	-				0.018		
1.900	0.000	0.000	0.000	0.872	-	-	0.000	0.000	0.000		0.877	-	-			0.000	0.000	0.000	0.013	-	-	0.000	0.000	0.000		0.002	-	-				0.019		
2.000	0.000	0.000	0.000	0.772	-	-	0.000	0.000	0.000		0.780	-	-			0.000	0.000	0.000	0.001	-	-	0.000	0.000	0.000		0.005	-	-				0.020		
2.200	0.000	0.000	0.000	0.572	-	2	0.000	0.000	0.000		0.594	-	-			0.000	0.000	0.000	0.001	-	3	0.000	0.000	0.000		0.018	-	-				0.022		
2.400	0.000	0.000	0.000	0.378	-	-	0.000	0.000	0.000		0.426	-	-			0.000	0.000	0.000	0.006	-	-	0.000	0.000	0.000		0.050	-	-				0.024		
2.600	0.000	0.000	0.000	0.207	-	-	0.000	0.000	0.000		0.288	-	-			0.000	0.000	0.000	0.035	-	-	0.000	0.000	0.000		0.111	-	-				0.026		
2.800	0.000	0.000	0.000	0.088	-	-	0.000	0.000	0.000		0.182	-	-			0.000	0.000	0.000	0.116	-	-	0.000	0.000	0.000		0.205	-	-				0.028		
3.000	0.000	0.000	0.000	0.027	-	-	0.000	0.000	0.000		0.109	-	-			0.000	0.000	0.000	0.255	-	-	0.000	0.000	0.000		0.332	-	-				0.030		
3.200	0.000	0.000	0.000	0.007	-	-	0.000	0.000	0.000		0.060	-	-			0.000	0.000	0.000	0.435	-	-	0.000	0.000	0.000		0.483	-	-				0.032		
3.400	0.000	0.000	0.000	0.001	-	-	0.000	0.000	0.000		0.032	-	-			0.000	0.000	0.000	0.630	-	-	0.000	0.000	0.000		0.655	-	-				0.034		
3.600	0.000	0.000	0.000	0.001	-	-	0.000	0.000	0.000		0.016	-	-			0.000	0.000	0.000	0.830	-	-	0.000	0.000	0.000		0.841	-	-				0.036		
3.800	0.000	0.000	0.000	0.001	-	-	0.000	0.000	0.000		0.008	-	-			0.000	0.000	0.000	1.03	-	-	0.000	0.000	0.000		1.03	-	-				0.038		
Totals:					0	2																												
Number of Trades:					0																													

PPC (CR)

(Contract Size: 100 Securities, Exercise Style: American, Physical Delivery)

Call Options														Put Options																			
June 2023							July 2023							Other Months		June 2023							July 2023							Other Months		Exercise Price	
Open price	Price max	Price min	Last price	Closing price	Volume	Open Interest	Open price	Price max	Price min	Last price	Closing price	Volume	Open Interest	Volume	Open Interest	Open price	Price max	Price min	Last price	Closing price	Volume	Open Interest	Open price	Price max	Price min	Last price	Closing price	Volume	Open Interest	Volume	Open Interest		
3.400	0.000	0.000	0.000	6.32	-	-										0.000	0.000	0.000	0.001	-	-											0.034	
3.600	0.000	0.000	0.000	6.12	-	-										0.000	0.000	0.000	0.001	-	-											0.036	
3.800	0.000	0.000	0.000	5.92	-	-										0.000	0.000	0.000	0.001	-	-											0.038	
4.000	0.000	0.000	0.000	5.72	-	-										0.000	0.000	0.000	0.001	-	-											0.040	
4.400	0.000	0.000	0.000	5.32	-	-										0.000	0.000	0.000	0.001	-	-											0.044	
4.800	0.000	0.000	0.000	4.92	-	-										0.000	0.000	0.000	0.001	-	-											0.048	
5.200	0.000	0.000	0.000	4.52	-	-										0.000	0.000	0.000	0.001	-	-											0.052	
5.600	0.000	0.000	0.000	4.12	-	-										0.000	0.000	0.000	0.001	-	-											0.056	
6.000	0.000	0.000	0.000	3.72	-	-	0.000	0.000	0.000		3.74	-	-			0.000	0.000	0.000	0.003	-	-	0.000	0.000	0.000	0.001	-	-					0.060	
6.400	0.000	0.000	0.000	3.33	-	-	0.000	0.000	0.000		3.34	-	-			0.000	0.000	0.000	0.011	-	-	0.000	0.000	0.000	0.001	-	-					0.064	
6.800	0.000	0.000	0.000	2.93	-	-	0.000	0.000	0.000		2.94	-	-			0.000	0.000	0.000	0.001	-	-	0.000	0.000	0.000	0.004	-	-					0.068	
7.200	0.000	0.000	0.000	2.53	-	-	0.000	0.000	0.000		2.55	-	-			0.000	0.000	0.000	0.002	-	-	0.000	0.000	0.000	0.011	-	-					0.072	
7.600	0.000	0.000	0.000	2.13	-	61	0.000	0.000	0.000		2.17	-	-			0.000	0.000	0.000	0.001	-	3	0.000	0.000	0.000	0.028	-	-					0.076	
8.000	0.000	0.000	0.000	1.73	-	-	0.000	0.000	0.000		1.80	-	-			0.000	0.000	0.000	0.002	-	10	0.000	0.000	0.000	0.062	-	-					0.080	
8.400	1.37	1.37	1.37	1.37	1.37	2	39	0.000	0.000	0.000		1.46	-	-			0.000	0.000	0.000	0.012	-	5	0.000	0.000	0.000	0.121	-	-					0.084
8.800	0.000	0.000	0.000	0.971	-	284	0.000	0.000	0.000		1.16	-	-			0.000	0.000	0.000	0.044	-	2	0.000	0.000	0.000	0.213	-	-					0.088	
9.200	0.000	0.000	0.000	0.649	-	-	0.000	0.000	0.000		0.889	-	-			0.000	0.000	0.000	0.121	-	-	0.000	0.000	0.000	0.345	-	-					0.092	
9.600	0.000	0.000	0.000	0.393	-	15	0.000	0.000	0.000		0.665	-	-			0.000	0.000	0.000	0.266	-	-	0.000	0.000	0.000	0.520	-	-					0.096	
10.000	0.000	0.000	0.000	0.212	-	22	0.000	0.000	0.000		0.483	-	-			0.000	0.000	0.000	0.485	-	-	0.000	0.000	0.000	0.738	-	-					0.100	
11.000	0.000	0.000	0.000	0.027	-	-	0.000	0.000	0.000		0.191	-	-			0.000	0.000	0.000	1.30	-	-	0.000	0.000	0.000	1.45	-	-					0.110	
12.000	0.000	0.000	0.000	0.002	-	-	0.000	0.000	0.000		0.064	-	-			0.000	0.000	0.000	2.28	-	-	0.000	0.000	0.000	2.32	-	-					0.120	
13.000	0.000	0.000	0.000	0.001	-	-	0.000	0.000	0.000		0.019	-	-			0.000	0.000	0.000	3.28	-	-	0.000	0.000	0.000	3.28	-	-					0.130	
14.000	0.000	0.000	0.000	0.001	-	-	0.000	0.000	0.000		0.005	-	-			0.000	0.000	0.000	4.28	-	-	0.000	0.000	0.000	4.28	-	-					0.140	
15.000	0.000	0.000	0.000	0.001	-	-	0.000	0.000	0.000		0.001	-	-			0.000	0.000	0.000	5.28	-	-	0.000	0.000	0.000	5.28	-	-					0.150	
Totals:					2	421						0	0	0	0							2	20							0	0	0	0
Number of Trades:					1							0	0									0.00							0			0	

Lending Products	Underlying Title	Open Interest[5]	Multilateral Transactions[1]				Bilateral Transactions[2]		Stock Borrowing through OTC (volume)[3]
			Volume(Offered)	Average Weighted	Transactions volume	Average Weighted	Transactions Volume	Average Weighted	Transactions Volume
ADMIEBOR	ADMIE (IPTO) HOLDING S.A. (CR)	---	---	---	---	---	---	389,153	
AEGNBOR	AEGEAN AIRLINES (CR)	---	---	---	---	---	---	101,094	
ALPHABOR	ALPHA SERVICES HOLD (CR)	200	---	---	---	---	---	60,888,356	
ALMYBOR	ALUMIL (CR)	---	---	---	---	---	---	---	
OTOELBOR	AUTOHELLAS SA (CR)	9,210	---	---	---	---	---	116,588	
AVAXBOR	AVAX S.A. (CR)	---	---	---	---	---	---	---	
EEEBOR	CC HBC AG (CR)	4,431	---	---	---	---	---	47,768	
CENERBOR	CENERGY HOLDINGS (CB)	---	---	1,000	6.44%	---	---	---	
ELLAKTORBOR	ELLAKTOR (CR)	3,260	---	---	---	---	---	26,976	
ELHABOR	ELVALHALCOR (CR)	24,139	---	---	---	---	---	64,887	
EUROBBOR	EUROBANK HOLDINGS (CR)	15,000	---	---	---	---	---	34,112,689	
EYDAPBOR	EYDAP S.A. (CR)	18,351	---	---	---	---	---	194,412	
FFGRPBOR	FOLLI FOLLIE (CR)	---	---	---	---	---	---	886,310	
FOYRKBOR	FOURLIS (CR)	---	---	---	---	---	---	15,890	
GEKTERNABOR	GEK TERNA (CR)	---	---	---	---	---	---	1,293	
SARBOR	GR. SARANTIS S.A. (CR)	559	---	---	---	---	---	64,861	
EXAEBOR	HELLENIC EXCHANGES-A.S.E. (CR)	3,200	---	---	---	---	---	219,347	
ELPEBOR	HELLENIQ ENERGY (CR)	---	---	---	---	---	---	351,281	
INTRKBOR	INTRACOM HOLDINGS (CR)	---	---	---	---	---	---	---	
INKATBOR	INTRAKAT (CR)	---	---	---	---	---	---	---	
BELABOR	JUMBO SA (CR)	35,104	---	---	---	---	---	211,529	
LAMDABOR	LAMDA DEVELOPMENT SA (CR)	---	---	---	---	---	---	532,943	
MIGBOR	MIG (CR)	1,945	---	5	7.50%	---	---	40,179	
MOHBOR	MOTOR OIL (CR)	24,781	---	---	---	---	---	859,490	
MYTILBOR	MYTILINEOS (CR)	22,400	---	---	---	---	---	119,241	
ETEBOR	NATIONAL BANK (CR)	1,500	---	---	---	---	---	10,514,957	
OPAPBOR	OPAP (CR)	2,000	---	---	---	---	---	1,762,538	
HTOBOR	OTE (CR)	---	---	---	---	---	---	1,017,584	
PPABOR	P.P.A. S.A. (CR)	2,250	---	---	---	---	---	65,287	
TPEIRBOR	PIRAEUS FINANCIAL HOLD (CR)	5,000	---	---	---	---	---	789,868	
PPCBOR	PPC (CR)	3,000	---	---	---	---	---	1,789,107	

## Stock Lending Notes

[1] - Multilateral contracts Lending or Borrowing as per Methods 8-1, 8-2 and 8-3-3 (According to ATHEX BoD Resolution No.17)

[2] - Bilateral Contracts Lending or Borrowing as per Methods 8-3-1 and 8-3-2 (According to ATHEX BoD Resolution No.20 )

[3] - The information concerning OTC Stock Borrowing Transactions is based on the statements of the Dematerialised Securities System (DSS) operators involved and refers to volumes that have been registered up until the previous working day.

[4] - Average Price (Volume weighted)

[5] - The Data concerning Open Interest before the start of trading session

Lending Products	Underlying Title	Open Interest[5]	Multilateral Transactions[1]				Bilateral Transactions[2]		Stock Borrowing through OTC (volume)[3]	
			Volume(Offered)	Average Weighted	Transactions volume	Average Weighted	Transactions Volume	Average Weighted	Transactions Volume	
QUALBOR	QUALITY & RELIABILITY SA (CR)	---	---	---	---	---	---	---	---	
QUESTBOR	QUEST HOLDINGS (CR)	3,708	---	---	---	---	---	---	58,355	
TENERGYBOR	TERNA ENERGY (CR)	---	---	---	---	---	---	---	139,822	
TITCBOR	TITAN CEMENT (CB)	9,400	---	---	---	---	---	---	350,170	
VIOBOR	VIOHALCO SA/NV (CB)	18,277	---	---	---	---	---	---	---	

## Stock Lending Notes

[1] - Multilateral contracts Lending or Borrowing as per Methods 8-1, 8-2 and 8-3-3 (According to ATHEX BoD Resolution No.17)

[2] - Bilateral Contracts Lending or Borrowing as per Methods 8-3-1 and 8-3-2 (According to ATHEX BoD Resolution No.20 )

[3] - The information concerning OTC Stock Borrowing Transactions is based on the statements of the Dematerialised Securities System (DSS) operators involved and refers to volumes that have been registered up until the previous working day.

[4] - Average Price (Volume weighted)

[5] - The Data concerning Open Interest before the start of trading session

## Sectors codification for listed companies

12003-	ETF	10101010	Computer Services
10101015	Software	10102030	Computer Hardware
15101010	Telecommunications Equipment	15102015	Telecommunications Services
20101010	Health Care Facilities	20101025	Health Care Services
20102010	Medical Equipment	20103015	Pharmaceuticals
30101010	Banks	30202000	Diversified Financial Services
30202010	Asset Managers & Custodians	30202015	Investment Services
30204000	Closed End Investments	30302010	Full Line Insurance
30302015	Insurance Brokers	30302025	Property and Casualty Insurance
35101010	Real Estate Holding and Development	35101015	Real Estate Services
35102000	Diversified REITs	35102030	Office REITs
40201040	Rental & Leasing Services: Consumer	40202010	Home Construction
40202015	Household Furnishings	40202020	Household Appliance
40203040	Electronic Entertainment	40203045	Toys
40204020	Clothing & Accessories	40301010	Entertainment
40301030	Publishing	40301035	Radio & TV Broadcasters
40401010	Diversified Retailers	40401020	Apparel Retailers
40401025	Home Improvement Retailers	40401030	Specialty Retailers
40501010	Airlines	40501015	Travel & Tourism
40501020	Casinos & Gambling	40501025	Hotels & Motels
45101015	Distillers & Vintners	45101020	Soft Drinks
45102010	Farming Fishing Ranching & Plantations	45102020	Food Products
45103010	Tobacco	45201010	Food Retailers & Wholesalers
45201020	Personal Products	50101010	Construction
50101020	Building Roof/Wallboard and Plumbing	50101030	Cement
50101035	Building Materials: Other	50202010	Electrical Components
50203000	Diversified Industrials	50203015	Plastics
50203030	Containers & Packaging	50204000	Machinery: Industrial
50204020	Machinery: Construction & Handling	50205010	Industrial Suppliers
50205020	Back Office Support HR & Consulting	50205030	Forms & Bulk Printing Services
50206015	Commercial Vehicles & Parts	50206030	Marine Transportation
50206060	Transportation Services	55101000	Diversified Materials
55101020	Textile Products	55102000	General Mining
55102010	Iron & Steel	55102015	Metal Fabricating
55102035	Aluminum	60101020	Oil Refining and Marketing
65101010	Alternative Electricity	65101015	Conventional Electricity
65102030	Water		



**ATHEX**  
Athens Stock Exchange

Λεωφ. Αθηνών 110 104 42 Αθήνα  
110, Athinon Ave. GR 104 42 Athens  
tel. (+30)210-33.66.800, fax (+30)210-33.66.101  
[www.athexgroup.gr](http://www.athexgroup.gr)