

23

Ημερήσιο Δελτίο
Συναλλακτικής Δραστηριότητας

Daily Official List
of Trading Activity

Thursday, 1 June, 2023

Year: 144 Trading Day No: 102



ATHEXGROUP
Athens Exchange Group

Disclaimer:

Hellenic Exchanges-Athens Stock Exchange S.A endeavours to ensure that the data and other material ("Information") presented on the Daily Official List are accurate and complete, but it is not liable for any errors or omissions of data or /and for the accuracy, credibility, updating and completeness of the aforesaid information nor it has any liability arising directly or indirectly from the use of the above Information.

The Company is not liable for the accuracy of the data included in listed companies' announcements. Only the sender of such an announcement is fully and solely liable for any infringement of third party's rights from the content of such announcement. All contents of the Daily Official List are provided only for information purposes and do not constitute investment advice or solicitation to invest in securities or other products listed for trading on the Exchange.

You acknowledge and agree that the Company is the owner of any property rights related to any Information appearing on the Daily Official List including intellectual property rights copyright, trademarks, etc.

The above data are a property of the Hellenic Exchanges-Athens Exchange and are copyright protected. Users are forbidden to reproduce, modify, copy, sale, transmit or redistribute, by all reproduction means and methods, part or the whole of the above data, without reference to their source.

The commercial exploitation of these data is, also, forbidden by third parties. Hellenic Exchanges-Athens Exchange does not carry any responsibility, direct or indirect, derived from usage or accidental alteration of the above data when used by third parties.

Hellenic Exchanges – Athens Stock Exchange S.A.

110 Athinon Ave., 10442 Athens, Tel: (210) 33.66.800, Fax: (210) 32.13.938

www.athexgroup.gr

Thessalonica Stock Exchange Center (T.S.E.C)

16-18 Katouni Str., Thessalonica 546 25 Tel: (2310) 567.667, Fax: (2310) 530.545

Athex Members Guarantee Fund

14-16 Fidiou Str., Athens 106 78, Tel: (210) 33.04.682, Fax: (210) 33.04.155

Hellenic Republic Capital Market Commission

1 Kolokotroni Str. & 1 Stadiou Str., Athens 10562 Tel: (210) 33.77.100 Fax: (210) 33.77.173

Table of Contents

Section 1: Statistical Figures of Securities, Derivatives and Lending

Summary of Markets

Athex Indices

Analytic Figures for Athex Market's Boards and Categories

Trading Details by Athex Sectors and Financial Instruments (ETFs)

Top 10 best & worst performing Shares

Derivatives Summary

Section 2: Analytic Figures of Shares Transactions

Analytic Figures of Shares Transactions

Shares' Notes

Section 3: Figures of Securities Transactions

Securities Blocks Details

Shares Rights Details

Stock Borrowing

Forced Sales Details

Forced Sales Registered Shares

Exchange Traded Funds (ETFs) Characteristics

Section 5: Bonds traded in Fixed Income Assets Market

Convertible Corporate Bonds - Regulated Market

Non Convertible Corporate Bonds - Regulated Market

Government Bonds

Treasury Bills & Zero Coupon Government Bonds

Government Bonds Traded with the Open Outcry Method

State Banks Bonds

Section 6: Additional Infos

Athex & ATHEXClear Members List

List of Stocks under Market Making operations

Section 7: Derivatives Market Analytic Figures

Index Futures

Stock Futures

Index Options

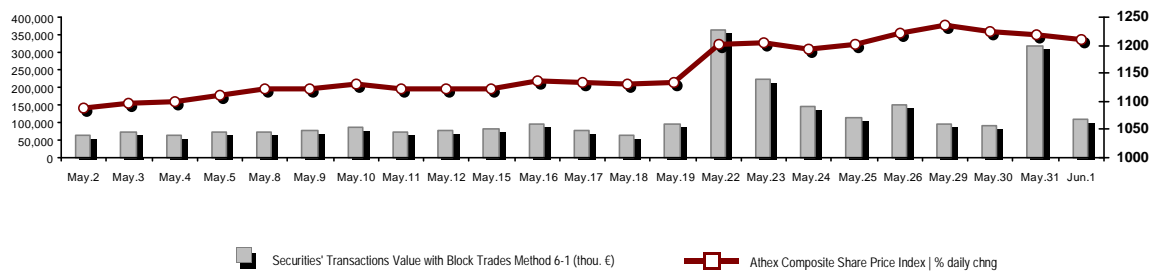
Stock Options

Stock Lending Analytic Figures

Appendix A: Sectors codification for listed companies

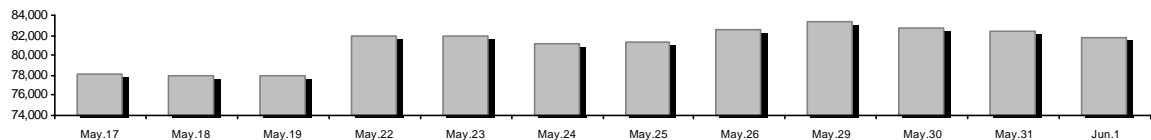
Summary of Markets

Athex Composite Share Price Index vs Shares and Derivatives Transactions Value

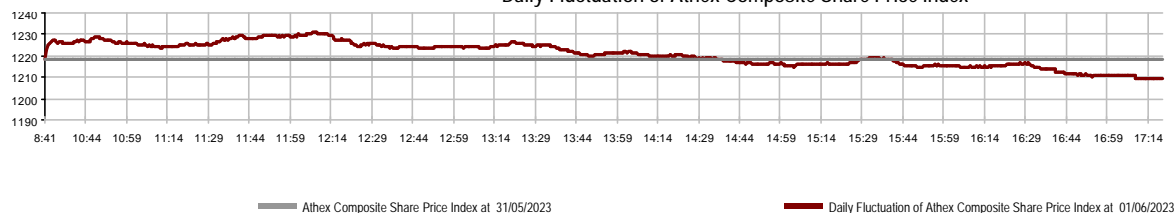


Athex Capitalisation (mill. €) **:	81,820.86	Derivatives Total Open Interest	483,647
Daily change: mill. € %	-565.16 -0.69%	in Index Futures % daily chng	8,270 1.45%
Yearly Avg Capitalisation: mill. € % chng prev year Avg	73,963.84 17.29%	in Stock Futures % daily chng	472,933 3.02%
Athex Composite Share Price Index % daily chng	1,209.05 -0.79%	in Index Options % daily chng	1,607 -1.53%
Athex Composite Share Price Index Capitalisation (mill. €)	74,519.82	in Stock Options % daily chng	837 1.82%
Daily change (mill. €)	-566.70		
Securities' Transactions Value with Block Trades Method 6-1 (t)	110,414.92	Derivatives Contracts Volume:	41,068
Daily change: %	-209,985.51 -65.54%	Daily change: pieces %	7,840 23.59%
YtD Avg Trans. Value: thou. € % chng prev year Avg	107,179.97 48.34%	YtD Avg Derivatives Contracts % chng prev year Avg	46,009 33.94%
Blocks Transactions Value of Method 6-1 (thou. €)	6,240.76	Derivatives Trades Number:	2,366
Blocks Transactions Value of Method 6-2 & 6-3 (thou. €)	0.00	Daily change: number %	619 35.43%
Bonds Transactions Value (thou.€)	703.72	YtD Avg Trades number % chng prev year Avg	2,401 16.86%
Securities' Transactions Volume with Block Trades Method 6-1 (tho)	25,570.73	Lending Total Open Interest	209,644
Daily change: thou. pieces %	-31,159.16 -54.93%	Daily change: pieces %	-2,753 -1.30%
YtD Avg Volume: % chng prev year Avg	40,140.23 41.59%	Lending Volume (Multilateral/Bilateral)	600
Blocks Transactions Volume of Method 6-1 (thou. Pieces)	1,415.30	Daily change: pieces %	593
Blocks Transactions Volume of Method 6-2 & 6-3 (thou. Pieces)	0.00	Multilateral Lending	600
Bonds Transactions Volume	736,000	Bilateral Lending	0
Securities' Trades Number with Block Trades Method 6-1	40,414	Lending Trades Number:	9
Daily change: number %	-6,972 -14.71%	Daily change: %	5
YtD Avg Trades number % chng prev year Avg	36,261 23.27%	Multilateral Lending Trades Number	9
Number of Blocks Method 6-1	10	Bilateral Lending Trades Number	0
Number of Blocks Method 6-2 & 6-3	0		
Number of Bonds Transactions	125		

Athex Capitalisation (mill. €) **



Daily Fluctuation of Athex Composite Share Price Index



Athex Indices

Index name	01/06/2023	31/05/2023	pts.	%	Min	Max	Year min	Year max	Year change
Athex Composite Share Price Index	1,209.05 €	1,218.65	-9.60	-0.79%	1,209.05	1,231.10	929.79	1,240.22	30.03% #
Athex ESG Index	1,371.90 €	1,382.81	-10.91	-0.79%	1,371.90	1,399.47	1,057.52	1,414.46	29.71% #
FTSE/Athex Large Cap	2,923.64 €	2,946.30	-22.66	-0.77%	2,923.64	2,982.70	2,250.77	3,018.91	29.85% #
FTSE/Athex Mid Cap Index	1,810.87 €	1,826.07	-15.20	-0.83%	1,809.32	1,839.03	1,411.43	1,841.98	28.30% #
FTSE/ATHEX High Dividend Yield Index	3,648.77 €	3,670.21	-21.44	-0.58%	3,642.48	3,690.81	3,028.28	3,751.69	20.49% #
FTSE/ATHEX Global Traders Index Plus	3,401.19 €	3,434.73	-33.54	-0.98%	3,401.19	3,462.68	2,616.09	3,462.68	30.01% #
FTSE/ATHEX Mid & Small Cap Factor-Weighted Ind	5,194.48 #	5,151.29	43.19	0.84%	5,144.84	5,194.48	4,353.12	5,194.48	18.18% #
ATHEX Select Index Plus	4,014.66 €	4,057.66	-43.00	-1.06%	4,009.45	4,071.58	3,071.06	4,104.86	30.73% #
ATHEX Select Index	6,026.43 €	6,038.65	-12.22	-0.20%	6,021.53	6,093.13	4,343.88	6,093.13	38.73% #
FTSE/Athex Market Index	697.34 €	702.23	-4.89	-0.70%	697.34	710.43	539.21	717.93	29.29% #
Athex Composite Index Total Return Index	2,152.00 €	2,169.08	-17.08	-0.79%	2,152.00	2,191.24	1,641.17	2,207.13	31.13% #
FTSE/Athex Large Cap Total Return	4,713.09 €	4,749.62	-36.53	-0.77%			3,623.42	4,843.28	30.88% #
FTSE/Athex Mid Cap Total Return	2,391.86 €	2,411.94	-20.08	-0.83%			1,881.61	2,426.92	28.76% #
Hellenic Mid & Small Cap Index	1,735.32 €	1,755.46	-20.14	-1.15%	1,733.28	1,763.04	1,365.14	1,768.80	27.12% #
FTSE/Athex Banks	952.81 €	958.27	-5.46	-0.57%	952.81	988.22	640.09	1,024.93	48.75% #
FTSE/Athex Insurance	2,782.19 €	2,835.70	-53.51	-1.89%	2,751.62	2,835.70	2,652.26	3,042.07	-5.21% €
FTSE/Athex Financial Services	1,271.90 #	1,263.57	8.33	0.66%	1,263.57	1,301.33	672.72	1,375.02	85.57% #
FTSE/Athex Industrial Goods & Services	6,588.55 €	6,725.59	-137.04	-2.04%	6,570.21	6,792.48	4,603.86	6,792.48	42.04% #
FTSE/Athex Retail	1,248.25 €	1,260.87	-12.62	-1.00%	1,244.95	1,267.43	901.21	1,284.98	38.51% #
FTSE/ATHEX Real Estate	4,280.93 €	4,301.38	-20.45	-0.48%	4,233.49	4,312.87	3,750.22	4,461.05	5.10% #
FTSE/Athex Consumer Goods & Services	12,545.36 #	12,432.01	113.35	0.91%	12,426.38	12,811.87	8,974.47	13,239.61	36.99% #
FTSE/Athex Food & Beverage	10,378.29 #	10,365.69	12.60	0.12%	10,365.69	10,473.07	8,101.49	11,188.59	22.58% #
FTSE/Athex Basic Resources	8,264.71 €	8,493.63	-228.92	-2.70%	8,264.52	8,543.17	6,463.31	8,543.17	27.36% #
FTSE/Athex Construction & Materials	4,128.19 €	4,169.16	-40.97	-0.98%	4,100.35	4,199.14	3,204.90	4,211.31	28.81% #
FTSE/Athex Energy	5,330.24 €	5,487.52	-157.28	-2.87%	5,329.61	5,520.70	4,780.16	5,856.79	5.97% #
FTSE/Athex Travel & Leisure	2,746.96 €	2,786.96	-40.00	-1.44%	2,739.50	2,804.37	2,196.17	2,875.50	23.89% #
FTSE/Athex Technology	2,562.83 €	2,566.93	-4.10	-0.16%	2,558.50	2,587.56	2,047.81	2,587.56	24.76% #
FTSE/Athex Telecommunications	4,042.92 #	4,001.40	41.52	1.04%	3,998.69	4,070.95	3,511.53	4,391.80	-0.71% €
FTSE/Athex Utilities	5,704.83 €	5,800.66	-95.83	-1.65%	5,699.25	5,826.24	4,598.77	5,900.30	24.05% #
FTSE/Athex Health Care	414.36 #	407.57	6.79	1.67%	407.57	414.36	390.59	469.84	-1.08% €
FTSE/Athex Personal Products	7,447.73 #	7,397.10	50.63	0.68%	7,397.10	7,581.30	6,441.87	7,905.24	12.74% #
Athex All Share Index	285.81 €	287.77	-1.96	-0.68%	285.81	285.81	231.11	291.43	24.14% #
MSCI GREECE REBASED	4,603.68 €	4,644.56	-40.88	-0.88%	4,603.68	4,705.06	4,125.04	4,807.36	---
Hellenic Corporate Bond Index	123.32 #	123.20	0.12	0.10%			118.78	123.32	3.64% #
Hellenic Corporate Bond Price Index	88.09 #	88.01	0.08	0.09%			85.96	88.09	2.17% #

Note 1: FTSE/Med 100, Hellenic Corporate Bond Price Index and Hellenic Corporate Bond Index closing prices refer to the previous trading day of 30/05/2023.

Note 2: The Hellenic Mid & Small Cap Index is a Customized index calculated by the Athens Exchange.

Analytic Figures for Athex Market's Boards and Categories

	Total Traded Securities	Main Market	Surveillance	Exchange Traded Funds (ETFs)
Totals	120	108	11	1
Gain / Lose / Same:	38 / 67 / 15	35 / 59 / 14	3 / 7 / 1	0 / 1 / 0
Athex Capitalisation (mill. €) **	81,820.86	81,456.99	363.86	
Daily Average Trans/ons Value(thou.€)	107,179.97	106,931.06	254.74	39.66
Transactions Value	110,414.92	110,214.99	163.64	36.29
Main Board:	104,174.15	103,974.22	163.64	36.29
Blocks Board 6_2_3:	6,240.76	6,240.76	0.00	0.00
Forced Sales Board:	0.00	0.00	0.00	0.00
Special Terms Board:	0.00	0.00	0.00	0.00
Daily Average Transactions Volume	40,140,234	38,991,923	1,154,810	1,505
Transactions Volume	25,570,730	24,856,063	713,437	1,230
Main Board:	24,155,430	23,440,763	713,437	1,230
Blocks Board 6_2_3:	1,415,300	1,415,300	0	0
Forced Sales Board:	0	0	0	0
Special Terms Board:	0	0	0	0
Daily Average Number of Trades	36,261	36,012	247	3
Number of Trades	40,414	40,192	221	1
Main Board:	40,404	40,182	221	1
Blocks Board 6_2_3:	10	10	0	0
Forced Sales Board:	0	0	0	0
Special Terms Board:	0	0	0	0

Trading Details by Athex Sectors and Financial Instruments (ETFs)

Code	Sectors	Gain / Lose / Same	Number of Trades	Transactions Volume	Transactions Value	% of Total Trans. Value
3010	- Banks	1 / 3 / 2	10,806	17,212,618	37,113,196.91	33.61%
5510	- Basic Resources	3 / 11 / 1	1,097	364,436	1,089,966.46	0.99%
5010	- Construction & Materials	3 / 10 / 2	2,682	1,022,041	3,529,306.39	3.20%
4020	- Consumer Products & Services	2 / 2 / 2	4,267	640,416	11,608,138.58	10.51%
6010	- Energy	1 / 2 / 0	2,783	299,950	5,697,093.35	5.16%
12000	- Financial Instruments	0 / 1 / 0	1	1,230	36,285.00	0.03%
3020	- Financial Services	2 / 2 / 1	1,024	279,953	1,414,284.92	1.28%
4510	- Food Beverage & Tobacco	2 / 3 / 0	160	53,779	425,786.29	0.39%
2010	- Health Care	1 / 2 / 0	182	352,522	172,497.47	0.16%
5020	- Industrial Goods & Services	8 / 9 / 1	3,374	1,057,717	10,200,125.78	9.24%
3030	- Insurance	0 / 1 / 0	4	388	1,411.72	0.00%
4030	- Media	0 / 0 / 1	4	2,165	1,153.47	0.00%
4520	- Personal Care, Drug & Grocery Stores	2 / 0 / 1	231	166,365	1,215,861.92	1.10%
3510	- Real Estate	2 / 5 / 1	1,121	435,858	1,848,150.46	1.67%
4040	- Retail	4 / 2 / 0	620	190,264	731,888.12	0.66%
1010	- Technology	4 / 6 / 1	1,452	448,550	1,842,568.87	1.67%
1510	- Telecommunications	1 / 1 / 0	2,518	645,290	9,323,105.59	8.44%
4050	- Travel & Leisure	1 / 4 / 1	4,750	1,395,081	16,311,843.63	14.77%
6510	- Utilities	1 / 3 / 1	3,338	1,002,107	7,852,253.59	7.11%

Top 10 best & worst performing Shares

Main Market

With positive Price change	Closing price	change	With negative Price change	Closing price	change
MEVACO SA (CR)	4.02	8.07% #	AVAX S.A. (CR)	1.096	-3.69% €
AUSTRIACARD (CB)	14.5	4.32% #	VIOHALCO SA/NV (CB)	5.59	-3.62% €
MIG (CR)	5.2	2.36% #	MOTOR OIL (CR)	23.36	-3.15% €
EKTER SA (CR)	1.695	1.80% #	AUTOHELLAS SA (CR)	14	-2.64% €
PROFILE SA (CR)	3.97	1.80% #	TECHNICAL OLYMPIC SA (CR)	2.21	-2.64% €
QUEST HOLDINGS (CR)	5.96	1.53% #	INTRACOM HOLDINGS (CR)	1.874	-2.50% €
UNIBIOS (CR)	0.728	1.39% #	IKTINOS HELLAS SA (CR)	0.541	-2.35% €
JUMBO SA (CR)	22	1.38% #	MYTILINEOS (CR)	28.82	-2.24% €
MOTODYNAMICS S.A. (CR)	3.7	1.37% #	PREMIA (CR)	1.272	-2.15% €
BRIQ PROPERTIES (CR)	1.985	1.28% #	HELLENIQ ENERGY (CR)	7.82	-2.13% €
With the highest Transactions Value	Value (thou. €)	change	With the highest Transactions Volume	Volume	change
OPAP (CR)	14,738.36	-1.44% €	ALPHA SERVICES HOLD (CR)	7,119,378	-0.94% €
PIRAEUS FINANCIAL HOLD (CR)	13,444.63	0.44% #	PIRAEUS FINANCIAL HOLD (CR)	4,750,763	0.44% #
ALPHA SERVICES HOLD (CR)	9,953.61	-0.94% €	EUROBANK HOLDINGS (CR)	4,030,513	0.00% -
JUMBO SA (CR)	9,647.70	1.38% #	NATIONAL BANK (CR)	1,307,186	-1.48% €
OTE (CR)	9,302.60	1.05% #	OPAP (CR)	928,830	-1.44% €
MYTILINEOS (CR)	8,365.96	-2.24% €	OTE (CR)	642,350	1.05% #
NATIONAL BANK (CR)	7,687.71	-1.48% €	PPC (CR)	448,887	-1.87% €
EUROBANK HOLDINGS (CR)	5,950.77	0.00% -	JUMBO SA (CR)	435,466	1.38% #
MOTOR OIL (CR)	5,179.57	-3.15% €	LAVIPHARM SA (CR)	349,603	-1.04% €
PPC (CR)	4,410.67	-1.87% €	ADMIE (IPTO) HOLDING S.A. (CR)	339,319	0.10% #

Note: Stocks that are not included in the "Under Supervision" category, and the transactions value is more than 10,000 €.

Derivatives Summary

	Number of Trades	Volume	Open Interest
Index Futures	288	1,554	8,270
FTSE/Athex Banks	19	172	1,722
FTSE/Athex Large Cap	269	1,382	6,364
MSCI GREECE REBASED	0	0	184
Stock Futures	2,057	39,350	472,933
ADMIE (IPTO) HOLDING S.A. (CR)	41	258	14,585
AEGEAN AIRLINES (CR)	57	137	1,949
ALPHA SERVICES HOLD (CR)	348	20,460	208,839
AUTOHELLAS SA (CR)	2	3	92
AVAX S.A. (CR)	7	20	483
CC HBC AG (CR)	1	5	233
CENERGY HOLDINGS (CB)	27	167	5,608
ELLAKTOR (CR)	8	19	1,083
ELVALHALCOR (CR)	18	70	1,565
EUROBANK HOLDINGS (CR)	145	4,817	46,688
EYDAP S.A. (CR)	17	41	532
FOURLIS (CR)	12	29	962
GEK TERNA (CR)	32	102	8,164
HELLENIC EXCHANGES-A.S.E. (CR)	43	595	2,610
HELLENIQ ENERGY (CR)	10	22	1,583
INTRACOM HOLDINGS (CR)	36	115	4,670
INTRAKAT (CR)	10	882	10,433
JUMBO SA (CR)	11	24	395
LAMDA DEVELOPMENT SA (CR)	37	104	5,683
MIG (CR)	22	105	1,289
MOTOR OIL (CR)	61	142	1,962
MYTILINEOS (CR)	137	637	2,476
NATIONAL BANK (CR)	262	1,586	21,991
OPAP (CR)	25	80	1,671
OTE (CR)	121	935	12,464
P.P.A. S.A. (CR)	0	0	356
PIRAEUS FINANCIAL HOLD (CR)	318	6,991	74,015
PPC (CR)	133	561	22,461
QUEST HOLDINGS (CR)	2	10	211
TERNA ENERGY (CR)	76	227	12,354
TITAN CEMENT (CB)	2	2	508
VIOHALCO SA/NV (CB)	36	204	5,018
Index Options	12	89	1,607
FTSE/Athex Large Cap	12	89	1,607
Stock Options	9	75	837
ALPHA SERVICES HOLD (CR)	0	0	24
NATIONAL BANK (CR)	0	0	287
OPAP (CR)	9	75	50
OTE (CR)	0	0	30
PIRAEUS FINANCIAL HOLD (CR)	0	0	5
PPC (CR)	0	0	441
Total Derivatives Traded	2,366	41,068	483,647

Number of Outstanding Securities	Nominal Value	Dividends [1]			Date of Last Coupon		Note	Shares	Closing price	% change	Previous closing price/date	Open price	Price min	Price max	Last price	Avg price	Last Bid [7]	Last Ask [7]	P/E after tax	Year	Volume	Trades	Transactions Value[8]	Company Mkt Value (thou. €)	Year low	Year high	Sector[4]
		2020	2021	2022	Dividend [2]	Right																					
7,125,216	0.650	---	---	---	01/07/2005	14/12/1999	4955	KRE.KA SA (CR)	0.28	---	0.28	06/04/2023	---	---	---	---	---	---	---	---	---	---	---	1,995.06	0.17	0.43	45102010
7,734,375	1.00	---	---	---	09/07/2007	07/01/2011	5277	LIVANIS SA (CR)	0.125	---	0.125	28/04/2023	---	---	---	---	---	---	---	---	---	---	---	966.80	0.12	0.18	40301030

Shares' Notes

Code	Note text
()	- Adjusted dividends.
*	- Last adjusted closing price.
[1]	- Net dividends.
[2]	- The "Date of Last Coupon" for New listings refers to the date company's stocks started to trade in Athex
[3]	- The Company Market Value is referred to the number of outstanding shares
[4]	- Sectors codification can be found in Appendix A
[5]	- The Market Value refers to the total number of shares listed (including their several classes) in the exchange by the company.
[6]	- P/E greater than 100
[7]	- Last view of the Order Book before the end of the trading session
[8]	- All Blocks Methods' Transactions Value are included.
4750	- Transfer to the Under Surveillance Category from 8/4/2011.
4955	- Transfer to the Surveillance Category as from 5/4/2013.
4957	- Transfer to the Surveillance Category as from 5/4/2013.
4958	- Transfer to the Surveillance Category as from 5/4/2013.
4959	- Transfer to the Surveillance Category as from 5/4/2013.
5093	- Transfer to the Surveillance Category as of 8/4/2015.
5141	- Transfer to the Surveillance Category as of 10/05/2017.
5160	- Transfer to the Surveillance Category as of 15/04/2016.
5165	- Transfer to the Surveillance Category as of 15/02/2018.
5179	- Suspension of trading as of 25/05/2018.
5193	- Transfer to the Surveillance Category as of 25/10/2018.
5197	- Transfer to the Surveillance Category as of 07/11/2018.
5216	- Suspension of trading as of 01/10/2019.
5232	- Transfer to the Under Surveillance Category from 08/04/2011.
5233	- Suspension of trading as of 13/05/2020.
5248	- Transfer to the Surveillance Category as of 06/09/20116.
5253	- Transfer to the Surveillance Category as of 14/5/2021.
5275	- Transfer to the Surveillance Category as of 09/07/2020.
5277	- Suspension of trading as of 02/05/2023.
5278	- Suspension of trading as of 03/05/2023.

Securities Blocks Details

Securities	Block Volume	Price	Block Trade Value	Time of approval	Note
OTE (CR)	50,000	14.48	724,000.00	11:03:01	20
ALPHA SERVICES HOLD (CR)	333,723	1.40	468,713.95	11:33:35	20
GR. SARANTIS S.A. (CR)	65,868	7.48	492,692.64	12:27:22	20
PIRAEUS FINANCIAL HOLD (CR)	100,952	2.83	285,896.06	14:15:44	20
OTE (CR)	50,000	14.47	723,500.00	15:02:16	20
GR. SARANTIS S.A. (CR)	20,000	7.51	150,200.00	16:04:10	20
JUMBO SA (CR)	14,330	22.32	319,845.60	16:44:42	20
ALPHA SERVICES HOLD (CR)	640,000	1.38	884,480.00	16:53:51	20
HELLENIC EXCHANGES-A.S.E. (CR)	53,389	4.92	262,673.88	17:02:27	20
JUMBO SA (CR)	87,038	22.16	1,928,762.08	17:03:57	20

Blocks Notes

9 - Method 6-1 / Special Fees

10 - Method 6-1 / Special Fees, SDS

14 - Method 6-3 / Settlement, Incomplete Buy and Sell

18 - Method 6-2 / SPOT 1

19 - Method 6-2 / SPOT 2

20 - Method 6-1 and Method 6-1 Same Day Settlement

21 - Other Pre-agreed

Shares Rights Details

Occurred date	Exercise from	Exercise until	Trading until	Rights	Price min	Price max	Closing price	Last Bid	Last Ask	Volume	Trades	Transactions Value
---------------	---------------	----------------	---------------	--------	-----------	-----------	---------------	----------	----------	--------	--------	--------------------

No Rights Transactions.

Forced Sales Details

Securities	Category of Security	Transactions Volume	Number of Trades	Transactions Value	Note
------------	----------------------	------------------------	---------------------	-----------------------	------

No Forced Transactions.

Forced Sales Notes

- 1 - Compulsory Public Forced Sales
- 2 - Forced Sales of Fixed Registered Shares
- 3 - Forced Sales of Remaining Fractional Shares

Exchange Traded Funds (ETFs) Characteristics

	Transactions Date (T)	Creation / Redemption	Units (T-1)	New Units (T-1)	Redemption Units (T-1)	Units (T) [1]	Fund Assets [2]	Net Unit Price	Dividend per Unit	Dividend Date
ALPHA ETF FTSE Athex Large Cap	01/06/2023	5,000	906,928	---	---	906,928	26,975,840.00	29.7442	0.52	01/07/2022

ETFs Notes

[1] - Units (T) = Units (T-1) + New Units (T-1) - Redemption Units (T-1)

[2] - The Creation / Redemption Units of T-1 are included.

Non Convertible Corporate Bonds - Regulated Market

Num Listed Bonds	Nominal price	Issue price	Today's Rate	Exp. Date	Duration (years)	Note	Coupon		Trading Unit	Corporate Bonds	Accrued Int.	Yield.T.Mat	Price min	Price max	Closing price	Previous closing price/date	Volume	Transactions Value	Last order		Date	ear min	Year max	
							Common	Preferred											Price	Buy / Sell				
100,000	1,000.00	1,000.00	2.95	11/02/2027	5	---	3	---	1	SAFE BULKERS PARTICIPATIONS PLC (Non Convertible)	9.2597	4.3400	94.7000	95.0000	94.9700	94.0000	31/05/2023	10,000	9,589.60	94.2000	B	31/06/2023	89.9269	97.0000
320,000	1,000.00	1,000.00	3.40	21/07/2027	7	---	6	---	1	LAMDA DEVELOPMENT S.A. (Non Convertible)	12.6556	4.7330	92.5300	93.8000	93.6959	93.7000	31/05/2023	37,000	34,954.38	92.6154	B	31/06/2023	91.4001	95.5000
200,000	1,000.00	1,000.00	2.10	27/10/2027	7	---	6	---	1	O.P.A.P. S.A. (Non Convertible)	2.3333	3.7290	92.2500	93.0000	92.9707	92.7800	31/05/2023	41,000	38,213.67	92.5000	B	31/06/2023	91.4700	95.4000
200,000	1,000.00	1,000.00	1.90	23/03/2028	7	---	5	---	1	MOTOR OIL CORINTH REFINERIES SA (Non Convertible)	3.9583	3.6780	92.0000	92.0000	92.0000	92.0000	31/05/2023	1,000	923.96	91.9000	B	31/06/2023	87.5500	92.0000
100,000	1,000.00	1,000.00	2.70	25/05/2026	5	---	5	---	1	COSTAMARE PARTICIPATIONS PLC (Non Convertible)	0.9000	4.1860	95.3900	95.7000	95.3900	95.7000	31/05/2023	6,000	5,731.90	95.3800	B	31/06/2023	92.1400	97.0000
300,000	1,000.00	1,000.00	2.30	20/07/2028	7	---	4	---	1	PRODEA REIC S.A.(Non Convertible)	8.7528	5.8520	84.8000	85.4000	84.8000	85.0000	31/05/2023	74,000	63,595.71	84.8000	B	31/06/2023	82.0100	85.8000
150,000	1,000.00	1,000.00	2.65	22/10/2026	5	---	4	---	1	CPLP SHIPPING HOLDINGS PLC (Non Convertible)	3.1653	4.2990	94.5000	94.5000	94.5000	94.7200	31/05/2023	1,000	948.17	93.8000	B	31/06/2023	92.5500	96.0000
250,000	1,000.00	1,000.00	2.45	16/11/2028	7	---	4	---	1	ELVALHALCOR S.A. (Non Convertible)	1.4292	5.0350	87.6000	88.1999	87.9667	88.0000	31/05/2023	49,000	43,166.02	87.6001	B	31/06/2023	85.6375	91.0000
500,000	1,000.00	1,000.00	2.75	03/07/2027	7	---	6	---	1	GEK TERNA S.A. (Non Convertible)	11.7639	4.7450	90.8000	92.0000	91.7500	91.6000	31/05/2023	18,000	16,714.75	91.0000	B	31/06/2023	86.8000	92.3000
300,000	1,000.00	1,000.00	2.30	14/12/2028	7	---	3	---	1	GEK TERNA S.A. (Non Convertible)	11.1167	5.1010	87.0000	87.0099	87.0050	85.6980	31/05/2023	2,000	1,762.33	86.3100	B	31/06/2023	82.1339	87.9999
175,000	1,000.00	1,000.00	3.40	26/07/2024	5	---	8	---	1	ATTICA HOLDINGS S.A. (Non Convertible)	12.3722	4.7250	97.5000	98.5000	97.8367	98.5580	31/05/2023	45,000	44,583.27	98.2200	B	31/06/2023	96.6179	98.9000
230,000	1,000.00	1,000.00	4.70	12/07/2029	7	---	2	---	1	LAMDA DEVELOPMENT S.A. (Non convertible)	18.9306	4.5680	99.3000	99.8800	99.7038	99.6880	31/05/2023	115,000	116,836.37	99.2000	B	31/06/2023	94.9889	101.0000
100,000	1,000.00	1,000.00	4.40	26/07/2029	7	---	2	---	1	CPLP SHIPPING HOLDINGS PLC (Non Convertible)	16.0111	4.2490	99.9499	99.9499	99.9499	99.9600	31/05/2023	2,000	2,031.02	99.0000	B	31/06/2023	97.2369	100.8000
200,000	1,000.00	1,000.00	3.60	12/03/2026	7	---	9	---	1	AEGEAN AIRLINES S.A. (Non Convertible)	8.5000	3.8310	97.3039	98.7999	97.9083	98.4470	31/05/2023	52,000	51,354.29	97.3628	B	31/06/2023	95.6301	98.9000
150,000	1,000.00	1,000.00	2.60	22/10/2026	7	---	8	---	1	TERNA ENERGY FINANCE S.A. (Non Convertible)	3.1056	4.0650	94.0000	94.5000	94.4085	94.5000	31/05/2023	61,000	57,778.64	93.4102	B	31/06/2023	92.5000	95.7400
100,000	1,000.00	1,000.00	2.80	25/01/2027	5	---	3	---	1	PREMIA S.A. (Non Convertible)	10.2667	4.9070	---	---	---	92.8060	31/05/2023	---	---	91.8000	B	31/06/2023	87.6862	95.9899
120,000	1,000.00	1,000.00	3.95	04/04/2025	7	---	11	---	1	GEK TERNA S.A. (Non Convertible)	6.9125	3.6710	98.8000	99.5000	99.1598	98.6100	31/05/2023	170,000	169,746.73	98.6001	B	31/06/2023	97.5523	100.0000
20,148	1,000.00	1,000.00	4.95	26/06/2023	5	---	10	---	1	B&F COMM. & GARM. INDUS. S.A. (Non Convertible)	22.1375	3.9670	---	---	---	100.0000	31/05/2023	---	---	98.5701	B	31/06/2023	99.0571	100.6899

Corporate Bonds Notes

Transactions Volume = (Pieces) * (Nominal Price). Transactions Value = (Pieces) * (Nominal Price) * (price %) + (Accrued interest).

The price of a Bond is stated as a percentage (%) of Bond's Nominal Price.

Nominal Price in Euros (€), except if it is noted differently.

Non Convertible Corporate Bonds - Regulated Market

Num Listed Bonds	Nominal price	Issue price	Today's Rate	Exp. Date	Duration (years)	Note	Coupon		Trading Unit	Corporate Bonds	Accrued Int.	Yield.T.Mat	Price min	Price max	Closing price	Previous closing price/date	Volume	Transactions Value	Last order		ear min	Year max	
							Common	Preferred											Price	Buy / Sell			Date
120,000	1,000.00	1,000.00	2.65	06/12/2028	7	---	3	---	1	NOVAL PROPERTY REIC (Non Convertible)	---	5.2240	87.9500	88.6000	87.9500	87.9900 31/05/2023	52,000	45,793.00	87.4000	B	11/06/2023	84.3700	90.8700

Corporate Bonds Notes

Transactions Volume = (Pieces) * (Nominal Price). Transactions Value = (Pieces) * (Nominal Price) * (price %) + (Accrued interest).

The price of a Bond is stated as a percentage (%) of Bond's Nominal Price.

Nominal Price in Euros (€), except if it is noted differently.

Government Bonds

Number Listed Bonds	Nominal price	Today's Rate	Accrued Interest Calc	Exp. Date [1]	Duration (years)	Note	Coupons Date	Curr. coupon value	Trading Unit	Government Bonds	Price min	Price max	Closing price	Previous closing price/date	Volume	Transactions Value	Price	Last order Buy / Sell	Date
4,500,000	1,000.00	1.88	Actual/Actual	04/02/2035	15	---	04/02	1.88	1	GGB-FXD-040235-15Y-1.875-1.000	---	---	---	---	---	---	---	---	---
2,500,000	1,000.00	3.45	Actual/Actual	02/04/2024	5	---	02/04	3.45	1	GGB-FXD-020424-05Y-3.450-1.000	---	---	---	---	---	---	---	---	---
6,000,000	1,000.00	0.75	Actual/Actual	18/06/2031	10	---	18/06	0.75	1	GGB-FXD-180631-10Y-0.750-1.000	---	---	---	---	---	---	---	---	---
2,500,000	1,000.00	3.88	Actual/Actual	15/06/2028	5	---	15/06	3.88	1	GGB-FXD-150628-05Y-3.875-1.000	---	---	---	---	---	---	---	---	---
5,962,747,327	1.00	3.75	Actual/Actual	30/01/2028	10	---	/02 - 01/02 - 31/	3.75	1	GGB-FXD-300128-10Y-3.750-1.00	---	---	---	85.4610 13/07/2018	---	---	1.0000	B	28/11/2018
7,067,309,386	1.00	3.90	Actual/Actual	30/01/2033	15	---	/02 - 01/02 - 31/	3.90	1	GGB-FXD-300133-15Y-3.900-1.00	---	---	---	78.6730 13/07/2018	---	---	1.0000	B	28/11/2018
5,622,848,349	1.00	4.00	Actual/Actual	30/01/2037	19	---	/02 - 01/02 - 31/	4.00	1	GGB-FXD-300137-19Y-4.000-1.00	---	---	---	77.0370 13/07/2018	---	---	1.0000	B	28/11/2018
5,276,770,669	1.00	4.20	Actual/Actual	30/01/2042	24	---	/02 - 01/02 - 31/	4.20	1	GGB-FXD-300142-24Y-4.200-1.00	---	---	---	77.7640 13/07/2018	---	---	1.0000	B	28/11/2018
48,794,718	1.00	4.30	Actual/Actual	24/02/2024	12	---	24/02	4.30	1	GGB-FXD-240224-12Y-2.000-1.00	---	---	---	10.0000 22/06/2015	---	---	---	---	---
40,248,141	1.00	4.30	Actual/Actual	24/02/2025	13	---	24/02	4.30	1	GGB-FXD-240225-13Y-2.000-1.00	---	---	---	10.0000 22/06/2015	---	---	---	---	---
59,586,043	1.00	4.30	Actual/Actual	24/02/2026	14	---	24/02	4.30	1	GGB-FXD-240226-14Y-2.000-1.00	---	---	---	10.0000 22/06/2015	---	---	---	---	---
41,118,344	1.00	4.30	Actual/Actual	24/02/2027	15	---	24/02	4.30	1	GGB-FXD-240227-15Y-2.000-1.00	---	---	---	10.0000 22/06/2015	---	---	---	---	---
45,137,734	1.00	4.30	Actual/Actual	24/02/2028	16	---	24/02	4.30	1	GGB-FXD-240228-16Y-2.000-1.00	---	---	---	10.0000 22/06/2015	---	---	---	---	---
61,768,888	1.00	4.30	Actual/Actual	24/02/2029	17	---	24/02	4.30	1	GGB-FXD-240229-17Y-2.000-1.00	---	---	---	10.0000 22/06/2015	---	---	---	---	---
54,567,744	1.00	4.30	Actual/Actual	24/02/2030	18	---	24/02	4.30	1	GGB-FXD-240230-18Y-2.000-1.00	---	---	---	10.0000 22/06/2015	---	---	---	---	---
37,541,515	1.00	4.30	Actual/Actual	24/02/2031	19	---	24/02	4.30	1	GGB-FXD-240231-19Y-2.000-1.00	---	---	---	10.0000 22/06/2015	---	---	---	---	---
37,558,317	1.00	4.30	Actual/Actual	24/02/2032	20	---	24/02	4.30	1	GGB-FXD-240232-20Y-2.000-1.00	---	---	---	10.0000 22/06/2015	---	---	---	---	---
37,473,732	1.00	4.30	Actual/Actual	24/02/2033	21	---	24/02	4.30	1	GGB-FXD-240233-21Y-2.000-1.00	---	---	---	10.0000 22/06/2015	---	---	---	---	---
33,888,293	1.00	4.30	Actual/Actual	24/02/2034	22	---	24/02	4.30	1	GGB-FXD-240234-22Y-2.000-1.00	---	---	---	10.0000 22/06/2015	---	---	---	---	---
35,177,800	1.00	4.30	Actual/Actual	24/02/2035	23	---	24/02	4.30	1	GGB-FXD-240235-23Y-2.000-1.00	---	---	---	10.0000 22/06/2015	---	---	---	---	---
35,547,268	1.00	4.30	Actual/Actual	24/02/2036	24	---	24/02	4.30	1	GGB-FXD-240236-24Y-2.000-1.00	---	---	---	10.0000 22/06/2015	---	---	---	---	---
40,246,306	1.00	4.30	Actual/Actual	24/02/2037	25	---	24/02	4.30	1	GGB-FXD-240237-25Y-2.000-1.00	---	---	---	10.0000 22/06/2015	---	---	---	---	---
37,643,952	1.00	4.30	Actual/Actual	24/02/2038	26	---	24/02	4.30	1	GGB-FXD-240238-26Y-2.000-1.00	---	---	---	10.0000 22/06/2015	---	---	---	---	---
36,977,100	1.00	4.30	Actual/Actual	24/02/2039	27	---	24/02	4.30	1	GGB-FXD-240239-27Y-2.000-1.00	---	---	---	10.0000 22/06/2015	---	---	---	---	---
41,615,000	1.00	4.30	Actual/Actual	24/02/2040	28	---	24/02	4.30	1	GGB-FXD-240240-28Y-2.000-1.00	---	---	---	10.0000 22/06/2015	---	---	---	---	---
42,227,208	1.00	4.30	Actual/Actual	24/02/2041	29	---	24/02	4.30	1	GGB-FXD-240241-29Y-2.000-1.00	---	---	---	10.0000 22/06/2015	---	---	---	---	---
68,288,487	1.00	4.30	Actual/Actual	24/02/2042	30	---	24/02	4.30	1	GGB-FXD-240242-30Y-2.000-1.00	---	---	---	10.0000 22/06/2015	---	---	---	---	---
4,000,000	1,000.00	3.88	Actual/Actual	12/03/2029	10	---	12/03	3.88	1	GGB-FXD-120329-10Y-3.875-1.000	---	---	---	---	---	---	100.0000	B	15/10/2019
4,500,000	1,000.00	0.00	Actual/Actual	12/02/2026	5	---	12/02	0.00	1	GGB-FXD-120226-05Y-0.000-1.000	---	---	---	---	---	---	---	---	---
3,000,000	1,000.00	3.38	Actual/Actual	15/02/2025	7	---	15/02	3.38	1	GGB-FXD-150225-07Y-3.375-1.000	---	---	---	---	---	---	---	---	---
964,000	1,000.00	3.25	Actual/Actual	20/03/2025	6	---	20/03	3.25	1	GGB-FXD-200325-06Y-3.250-1.000	---	---	---	---	---	---	---	---	---
2,100,000	1,000.00	3.55	Actual/Actual	20/03/2026	7	---	20/03	3.55	1	GGB-FXD-200326-07Y-3.550-1.000	---	---	---	---	---	---	---	---	---
40,000	1,000.00	2.18	FLR Actual/360	16/09/2023	1	---	16/03 - 16/09	---	1	GGB-FLT-160923-01Y-2.178-1.000	---	---	---	---	---	---	---	---	---
5,500,000	1,000.00	1.50	Actual/Actual	18/06/2030	10	---	18/06	1.50	1	GGB-FXD-180630-10Y-1.500-1.000	---	---	---	---	---	---	---	---	---

Government Bonds Notes

Transactions Volume = (Pieces) * (Nominal Price). Transactions Value = (Pieces) * (Nominal Price) * (price %) + (Accrued interest).

The Value of current coupon for the issues with NV 0.01 euro refers to NV 100 euros

FLR: Floating Interest Rate.

[1] - The Expiration Date of the interest bearing period and the Date for coupon payment.

Government Bonds

Number Listed Bonds	Nominal price	Today's Rate	Accrued Interest Calc	Exp. Date [1]	Duration (years)	Note	Coupons Date	Curr. coupon value	Trading Unit	Government Bonds	Price min	Price max	Closing price	Previous closing price/date	Volume	Transactions Value	Price	Last order Buy / Sell	Date
5,364,250	1,000.00	3.25	Actual/Actual	20/03/2050	30	---	20/03	3.25	1	GGB-FXD-200350-30Y-3.250-1.000	---	---	---	---	---	---	---	---	---
3,924,361	1,000.00	2.00	Actual/Actual	22/04/2027	7	---	22/04	2.00	1	GGB-FXD-220427-07Y-2.000-1.000	---	---	---	---	---	---	99.9000	B	22/04/2020
2,500,000	1,000.00	1.88	Actual/Actual	23/07/2026	7	---	23/07	1.88	1	GGB-FXD-230726-07Y-1.875-1.000	---	---	---	---	---	---	---	---	---
4,050,000	1,000.00	4.25	Actual/Actual	15/06/2033	10	---	15/06	4.25	1	GGB-FXD-150633-10Y-4.250-1.000	---	---	---	---	---	---	---	---	---
3,500,000	1,000.00	1.88	Actual/Actual	24/01/2052	30	---	24/01	1.88	1	GGB-FXD-240152-30Y-1.875-1.000	---	---	---	---	---	---	---	---	---
3,700,000	1,000.00	1.75	Actual/Actual	18/06/2032	10	---	18/06	1.75	1	GGB-FXD-180632-10Y-1.750-1.000	---	---	---	---	---	---	---	---	---
2,200,000	1,000.00	1.13	FLR Actual/360	15/12/2027	5	---	- 15/12 - 15/03 -	---	1	GGB-FLT-151227-05Y-1.130-1.000	---	---	---	---	---	---	102.1600	B	30/12/2022

Government Bonds Notes

Transactions Volume = (Pieces) * (Nominal Price). Transactions Value = (Pieces) * (Nominal Price) * (price %) + (Accrued interest).

The Value of current coupon for the issues with NV 0.01 euro refers to NV 100 euros

FLR: Floating Interest Rate.

[1] - The Expiration Date of the interest bearing period and the Date for coupon payment.

Treasury Bills & Zero Coupon Government Bonds

Issue Date	13-Week Maturity									26-Week Maturity									52-Week Maturity								
	Exp. Date	Initial Rate	Num Listed Bonds	Nominal price	Issue price	Last Trade Price	Last Trade Date	Volume Traded	Note	Exp. Date	Initial Rate	Num Listed Bonds	Nominal price	Issue price	Last Trade Price	Last Trade Date	Volume Traded	Note	Exp. Date	Initial Rate	Num Listed Bonds	Nominal price	Issue price	Last Trade Price	Last Trade Date	Volume Traded	Note
10/06/2022	---	---	---	---	---	---	---	---	---	---	---	---	---	---	---	---	---	---	09/06/2023	0.83	1,600,000	1,000.00	991.68	---	---	---	---
09/09/2022	---	---	---	---	---	---	---	---	---	---	---	---	---	---	---	---	---	---	08/09/2023	1.97	1,000,000	1,000.00	980.47	---	---	---	---
09/12/2022	---	---	---	---	---	---	---	---	---	---	---	---	---	---	---	---	---	---	08/12/2023	2.73	600,000	1,000.00	973.10	---	---	---	---
10/03/2023	---	---	---	---	---	---	---	---	---	---	---	---	---	---	---	---	---	---	08/03/2024	3.75	1,000,000	1,000.00	963.46	---	---	---	---

Bonds in Circulation	Currency / Min nominal traded Value	Coupons Payment Date	Current Coupon Value	Note	Coupon	Trading Unit	Issue Date	Duration (years)	Today's Interest	A.I.C in days	Bonds	Last price of previous days		Last Outcry in Cash (euro)			Trades in Pieces	Life min	Life Max
												Price	Buy / Sell	Date	Price	Buy / Sell			
Corporate Bonds in Foreign Currency and Euro																			
103,746	GBP / 10	01/12	0.25	---	64	1	01/12/1930	98	2.5	360	National Mortgage Bank	2.27	05/02/1996	2.27	S	05/02/1996	---	2.27	2.27
0	GBP / 10	01/12	0.25	---	66	1	01/12/1928	100	2.5	360	National Mortgage Bank	---	---	---	---	---	---	---	---

Government Bonds Notes

A.I.C: Accrued Interest Calculation base.

FLR: Floating Interest Rate.

The minimum tradeable Nominal Value for all Demeterialised Government Titles is 100 Euros.

(μφρ-0)

Athex & ATHEXClear Members List

Member Name				Stock Market			Derivatives Market		ATHEXClear Member	
	Address	Phone	Fax	Market Member	Remote Member	Market Maker	Proprietary	Market Maker	General Clearing	Direct Clearing
A. SARRIS SECURITIES S.A.				a						
6, ΔΡΑΓΑΤΣΑΝΙΟΥ 6 ΑΘΗΝΑ	2103367700									
AEONIC SECURITIES C.I.F. P.L.C.				a						
, ΛΑΪΟΥ 6, ΓΡ. 301B, ANNA COURT	35725337600									
ALPHA BANK S.A.									a	
, ΣΤΑΔΙΟΥ 40 ΑΘΗΝΑ	2103260000									
ALPHA FINANCE INVESTMENT SERVICES SINGLE MEMBER SA				a		a	a	a		a
5, ΠΑΝΕΠΙΣΤΗΜΙΟΥ 45 ΑΘΗΝΑ	2103677400									
ARGUS STOCKBROKERS LTD				a	a		a			
25, 25 ΛΕΩΦΟΡΟΣ ΔΗΜΟΣΘΕΝΗ ΣΕΒΕΡΗ	0035722717000									
ATLANTIC SECURITIES LTD				a	a					
37, ΠΡΟΔΡΟΜΟΥ 37	0035722445400									
AXON SECURITIES S.A.				a			a			
48, ΣΤΑΔΙΟΥ 48 ΑΘΗΝΑ	2103363800									
BETA SECURITIES S.A.				a		a	a			a
29, Λ. ΑΛΕΞΑΝΔΡΑΣ 29 ΑΘΗΝΑ	2106478930									
BNP PARIBAS S.A.									a	
, ΛΑΜΨΑΚΟΥ 2 ΑΘΗΝΑ	2107468525									
BOFA SECURITIES EUROPE SA				a	a					
, 112 AVENUE KL'BER 75116	+33 153655555									
CAPITAL SECURITIES S.A.				a			a			
58, ΜΗΤΡΟΠΟΛΕΩΣ 58 ΑΘΗΝΑ	2103369700									
CITIGROUP GLOBAL MARKETS EUROPE AG				a	a					
16, REUTERWEG 16	+49 691366-0									
CITIGROUP GLOBAL MARKETS LIMITED				a						
1, 33 CANADA SQUARE -CANARY WHARF	+44 02079864000									
CREDIT SUISSE BANK (EUROPE), S.A.				a	a					
, CALLE AYALA 42, 3A PLANTA-B MADRID	+34917916000									
CREDIT SUISSE SECURITIES (EUROPE) LIMITED				a						
1, ONE CABOT SQUARE LONDON	+44 2078888888									
CYCLOS SECURITIES S.A.				a			a			
39, ΧΑΡΙΛΑΟΥ ΤΡΙΚΟΥΠΗ 6-8-10 ΑΘΗΝΑ	2103364300									
DEUTSCHE BANK S.A.					a					
1, GREAT WINCHESTER STREET LONDON	+44 20 754 54209	00441133361437								
EUROBANK EQUITIES INVESTMENT FIRM SINGLE MEMBER SA				a		a	a	a		a
, ΦΙΛΕΛΛΗΝΩΝ 10 & ΞΕΝΟΦΩΝΤΟΣ 13 ΑΘΗΝΑ	2103720425									
EUROBANK S.A.									a	
, ΟΘΩΝΟΣ 8 ΑΘΗΝΑ	2103337000									
EUROCORP INVESTMENT SERVICES S.A.				a			a			a
14, ΠΛ.ΦΙΛΙΚΗΣ ΕΤΑΙΡΕΙΑΣ 14 ΑΘΗΝΑ	2107263600									
EUOTRUST INVESTMENT FIRM SA				a						
113, ΣΕΒΑΣΤΟΥΠΟΛΕΩΣ 113 ΑΘΗΝΑ	2103363100									
EUROXX SECURITIES S.A.				a		a	a	a		a
7, ΠΑΛΑΙΟΛΟΓΟΥ ΧΑΛΑΝΔΡΙ	(210)-6879400	(210)-6879401								
7, ΠΑΛΕΟΛΟΓΟΥ ΧΑΛΑΝΔΡΙ	+30 2106879400	210-6879401								
FREEDOM FINANCE EUROPE LTD					a					
, ΧΡΙΣΤΑΚΗ ΚΡΑΝΟΥ 20	035725257786									
G. A. PERVANAS SECURITIES- INVESTMENT SERVICES S.A.				a						
7-9, ΣΟΦΟΚΛΕΟΥΣ 7-9 ΑΘΗΝΑ	2103727200									
GLOBAL CAPITAL SECURITIES & FINANCIAL SERVICES LTD				a	a					
50, ΛΑΡΧΙΕΠΙΣΚΟΠΟΥ ΜΑΚΑΡΙΟΥ Γ50	0035722710710									
GREENPOST TRADING EUROPE LTD					a					
, ΚΙΜΩΝΟΣ 3, ACROPOLIS MANSIONS, 2ND FLOOR, FLAT/OFFICE 202	035722521389									
HELLENIC AMERICAN SECURITIES S.A.				a		a	a			a
27, ΑΝΔΡΕΑ ΠΑΠΑΝΔΡΕΟΥ 27 ΜΑΡΟΥΣΙ	2103311100									
HELLENIC BANK (INVESTMENTS) LTD					a					
, ΑΥΞ.ΚΥΡΙΑΚΟΥ ΜΑΤΣΙ 31 - PO BOX 24747 NICOSIA	+357 22500100	357 22500110								
HSBC CONTINENTAL EUROPE									a	
109-111, Λ.ΜΕΣΟΓΕΙΩΝ 109-111	2106960000									
INDEX SECURITIES S.A.				a						
6, ΔΡΑΓΑΤΣΑΝΙΟΥ 6 ΑΘΗΝΑ	2103213920									
J. CHR. MAVRIKIS SECURITIES S.A.				a						
5, ΣΟΦΟΚΛΕΟΥΣ 5 ΑΘΗΝΑ	2103216730									

Athex & ATHEXClear Members List

Member Name	Stock Market			Derivatives Market		ATHEXClear Member				
	Address	Phone	Fax	Market Member	Remote Member	Market Maker	Proprietary	Market Maker	General Clearing	Direct Clearing
KAPPA SECURITIES S.A.				a			a			
15, ΒΑΛΛΑΡΙΤΟΥ 15 ΑΘΗΝΑ	2103678600									
KARAMANOF SECURITIES & INVESTMENT SERVICES S.A.				a						
2, ΠΛ.ΑΓ.ΘΕΟΔΩΡΩΝ 2 ΑΘΗΝΑ	2103212947									
LAIKI FINANCIAL SERVICES LTD					a					
26, AVE. VYRONOS NICOSIA	357 22367367	357 22718567								
LEON DEPOLAS SECURITIES S.A.				a		a	a			
1, ΧΡΗΣΤΟΥ ΛΑΔΑ 1 ΑΘΗΝΑ	2103213276 -28									
MEGA EQUITY SECURITIES & FINANCIAL SERVICES PUBLIC LTD				a	a		a			
42-44, ΛΕΩΦ.ΓΡΙΒΑ ΔΙΓΕΝΗ 42-44	0035722711711									
MERIT SECURITIES S.A				a		a	a			a
5, ΣΟΦΟΚΛΕΟΥΣ 5 ΑΘΗΝΑ	2103671880									
MERRILL LYNCH INTERNATIONAL				a						
2, 2 KING EDWARD STREET LONDON	+44 20276281000									
N. CHRYSOCHOIDIS SECURITIES S.A.				a			a			a
7-9, ΣΟΦΟΚΛΕΟΥΣ 7-9 ΑΘΗΝΑ	2103213913									
NATIONAL BANK OF GREECE S.A.				a			a		a	
86, ΑΙΟΛΟΥ STR. ΑΘΗΝΑ	(210)-3341000	(210)-3228187								
68, ΑΚΑΔΙΜΙΑΣ STR. ΑΘΗΝΑ	(210)-3328817	(210)-3328678								
NATIONAL SECURITIES SINGLE MEMBER SA				a		a	a	a		
66, ΛΕΩΦΟΡΟΣ ΑΘΗΝΩΝ 128-132 & ΙΦΙΓΕΝΙΑΣ ΑΘΗΝΑ	2103328784									
NUNTIUS BROKERAGE AND INVESTMENT SERVICES S.A				a						
6, ΔΡΑΓΑΤΣΑΝΙΟΥ 6 ΑΘΗΝΑ	2103350599									
ONE PLUS CAPITAL LIMITED				a	a					
, 75 PRODROMOU AVENUE NICOSIA 1307	35722873760									
OPTIMA BANK S.A.				a		a	a	a	a	
32, ΑΙΓΙΑΛΕΙΑΣ 32 & ΠΑΡΑΔΕΙΣΟΥ ΜΑΡΟΥΣΙ	2108173663									
PANCRETA BANK S.A									a	
, ΙΚΑΡΟΥ 5	2810 338800									
PANTELAKIS SECURITIES S.A.				a		a	a	a		
57, ΕΘΝΙΚΗΣ ΑΝΤΙΣΤΑΣΕΩΣ 57, ΚΤΙΡΙΟ Β CHALANDRI	2106965000									
PEGASUS SECURITIES S.A				a			a			
17, ΒΑΛΛΑΡΙΤΟΥ 17 & ΑΜΕΡΙΚΗΣ ΑΘΗΝΑ	2103670700									
PIRAEUS BANK S.A.				a			a		a	
, ΑΜΕΡΙΚΗΣ 4 ΑΘΗΝΑ	2103335000									
PIRAEUS SECURITIES S. A.				a		a	a	a		a
10, ΣΤΑΔΙΟΥ 10 ΑΘΗΝΑ	2103354100									
PROCHOICE SECURITIES LTD				a	a					
57, ΛΕΩΦ.ΣΠΥΡΟΥ ΚΥΠΡΙΑΝΟΥ 57, ΑΚΙΝΗΤΑ Φ	035724661192									
SHARELINK SECURITIES & FINANCIAL SERVICES LTD				a			a			
6, HOUSE-ΘΕΟΤΟΚΗ 6 ΜΕΓΑΡΟ ΕΛΛΗΝΑ	+357 22554200									
SOCIETE GENERALE S.A.				a	a		a			
, 17 COURS VALMY, CEDEX	+157290504									
SOLIDUS SECURITIES S.A				a			a			a
64, ΛΟΥΙΖΗΣ ΡΙΑΝΚΟΥΡ 64 ΑΘΗΝΑ	2106900600									
ST. EM. LAVRENTAKIS SECURITIES S.A.				a			a			
7-9, ΣΟΦΟΚΛΕΟΥΣ 7-9 ΑΘΗΝΑ	2103213336									
THE CYPRUS INVESTMENT & SECURITIES CORPORATION LTD				a	a					
154, ΑΓΙΟΥ ΠΡΟΚΟΠΙΟΥ & ΠΟΣΕΙΔΩΝΟΣ 1	0035722121700									
UBS EUROPE SE				a	a					
, OPERNTURM, BOCKENHEIMER LANDSTRASSE 2-4	496921790									
UBS LIMITED					a					
1, FINSBURY AVENUE LONDON	+44 2075687135									

List of Stocks under Market Making operations

Securities	Market Maker	Start Market Making	Stock Category
MLS MULTIMEDIA SA (CR)			Suspension Status
	PIRAEUS SECURITIES S. A.	01/08/2019	
ALPHA ETF FTSE Athex Large Cap			Exchange Traded Funds (ETFs)
	ALPHA FINANCE INVESTMENT SERVICES SINGLE MEMBER SA	02/01/1900	
	NATIONAL SECURITIES SINGLE MEMBER SA	02/01/1900	
ADMIE (IPTO) HOLDING S.A. (CR)			Main Market
	EUROBANK EQUITIES INVESTMENT FIRM SINGLE MEMBER SA	24/05/2021	
	HELLENIC AMERICAN SECURITIES S.A.	09/03/2020	
	PIRAEUS SECURITIES S. A.	29/06/2017	
AEGEAN AIRLINES (CR)			Main Market
	EUROBANK EQUITIES INVESTMENT FIRM SINGLE MEMBER SA	22/09/2020	
ALPHA SERVICES HOLD (CR)			Main Market
	ALPHA FINANCE INVESTMENT SERVICES SINGLE MEMBER SA	29/02/2016	
	EUROBANK EQUITIES INVESTMENT FIRM SINGLE MEMBER SA	22/10/2006	
	HELLENIC AMERICAN SECURITIES S.A.	25/07/2014	
	LEON DEPOLAS SECURITIES S.A.	04/01/2016	
	MERIT SECURITIES S.A	03/09/2012	
	NATIONAL SECURITIES SINGLE MEMBER SA	02/01/1900	
	PIRAEUS SECURITIES S. A.	28/05/2009	
ALPHA TRUST (CR)			Main Market
	EUROBANK EQUITIES INVESTMENT FIRM SINGLE MEMBER SA	06/02/2023	
	LEON DEPOLAS SECURITIES S.A.	04/01/2021	
ANDROMEDA SA (CR)			Main Market
	BETA SECURITIES S.A.	15/02/2021	
	OPTIMA BANK S.A.	03/04/2023	
ATTICA BANK S.A. (CR)			Main Market
	EUROXX SECURITIES S.A.	22/01/2016	
	PIRAEUS SECURITIES S. A.	20/09/2017	
AUSTRIACARD (CB)			Main Market
	BETA SECURITIES S.A.	23/03/2023	
	EUROBANK EQUITIES INVESTMENT FIRM SINGLE MEMBER SA	15/05/2023	
AUTOHELLAS SA (CR)			Main Market
	ALPHA FINANCE INVESTMENT SERVICES SINGLE MEMBER SA	01/07/2019	
	EUROXX SECURITIES S.A.	02/07/2018	
AVAX S.A. (CR)			Main Market
	EUROBANK EQUITIES INVESTMENT FIRM SINGLE MEMBER SA	14/12/2015	
	PIRAEUS SECURITIES S. A.	01/02/2021	
AVE (CR)			Main Market
	EUROXX SECURITIES S.A.	05/06/2020	
BRIQ PROPERTIES (CR)			Main Market
	EUROBANK EQUITIES INVESTMENT FIRM SINGLE MEMBER SA	09/09/2019	
	LEON DEPOLAS SECURITIES S.A.	22/02/2021	
CC HBC AG (CR)			Main Market
	BETA SECURITIES S.A.	08/03/2021	
	NATIONAL SECURITIES SINGLE MEMBER SA	02/01/1900	
	PIRAEUS SECURITIES S. A.	04/05/2015	
CENERGY HOLDINGS (CB)			Main Market
	ALPHA FINANCE INVESTMENT SERVICES SINGLE MEMBER SA	02/01/2016	
	EUROBANK EQUITIES INVESTMENT FIRM SINGLE MEMBER SA	02/01/2016	
	OPTIMA BANK S.A.	14/03/2022	
	PANTELAKIS SECURITIES S.A.	27/12/2022	
CNL CAPITAL (CR)			Main Market
	MERIT SECURITIES S.A	01/10/2018	
DIMAND (CR)			Main Market
	ALPHA FINANCE INVESTMENT SERVICES SINGLE MEMBER SA	08/08/2022	
	EUROBANK EQUITIES INVESTMENT FIRM SINGLE MEMBER SA	08/08/2022	
	PANTELAKIS SECURITIES S.A.	15/05/2023	
EKTER SA (CR)			Main Market
	BETA SECURITIES S.A.	26/09/2022	
	EUROBANK EQUITIES INVESTMENT FIRM SINGLE MEMBER SA	16/10/2017	
	LEON DEPOLAS SECURITIES S.A.	21/05/2018	
ELASTRON (CR)			Main Market
	LEON DEPOLAS SECURITIES S.A.	20/02/2017	
ELLAKTOR (CR)			Main Market
	ALPHA FINANCE INVESTMENT SERVICES SINGLE MEMBER SA	18/03/2019	
	EUROBANK EQUITIES INVESTMENT FIRM SINGLE MEMBER SA	01/06/2012	
	EUROXX SECURITIES S.A.	24/09/2018	
	NATIONAL SECURITIES SINGLE MEMBER SA	02/01/1900	
	PIRAEUS SECURITIES S. A.	22/10/2018	

List of Stocks under Market Making operations

Securities	Stock Category
Market Maker	Start Market Making
ELTON SA (CR)	Main Market
BETA SECURITIES S.A.	03/09/2012
EUROBANK EQUITIES INVESTMENT FIRM SINGLE MEMBER SA	28/11/2022
OPTIMA BANK S.A.	30/01/2023
ELVALHALCOR (CR)	Main Market
ALPHA FINANCE INVESTMENT SERVICES SINGLE MEMBER SA	07/05/2018
BETA SECURITIES S.A.	09/01/2023
EUROBANK EQUITIES INVESTMENT FIRM SINGLE MEMBER SA	07/05/2018
ENTERSOFT (CR)	Main Market
ALPHA FINANCE INVESTMENT SERVICES SINGLE MEMBER SA	23/03/2023
EUROBANK EQUITIES INVESTMENT FIRM SINGLE MEMBER SA	22/06/2020
EUROBANK HOLDINGS (CR)	Main Market
ALPHA FINANCE INVESTMENT SERVICES SINGLE MEMBER SA	09/01/2006
EUROBANK EQUITIES INVESTMENT FIRM SINGLE MEMBER SA	01/06/2012
HELLENIC AMERICAN SECURITIES S.A.	25/07/2014
LEON DEPOLAS SECURITIES S.A.	30/11/2018
MERIT SECURITIES S.A.	06/11/2017
NATIONAL SECURITIES SINGLE MEMBER SA	02/01/1900
PIRAEUS SECURITIES S. A.	28/09/2009
EUROCONSULTANTS S.A. (CR)	Main Market
OPTIMA BANK S.A.	01/02/2023
EYDAP S.A. (CR)	Main Market
ALPHA FINANCE INVESTMENT SERVICES SINGLE MEMBER SA	27/01/2020
EUROBANK EQUITIES INVESTMENT FIRM SINGLE MEMBER SA	10/06/2019
FOURLIS (CR)	Main Market
EUROBANK EQUITIES INVESTMENT FIRM SINGLE MEMBER SA	01/12/2016
PIRAEUS SECURITIES S. A.	06/03/2017
GEK TERNA (CR)	Main Market
BETA SECURITIES S.A.	08/03/2021
EUROBANK EQUITIES INVESTMENT FIRM SINGLE MEMBER SA	24/05/2021
PIRAEUS SECURITIES S. A.	29/08/2019
GR. SARANTIS S.A. (CR)	Main Market
BETA SECURITIES S.A.	14/05/2012
EUROBANK EQUITIES INVESTMENT FIRM SINGLE MEMBER SA	24/10/2016
HELLENIC EXCHANGES-A.S.E. (CR)	Main Market
HELLENIC AMERICAN SECURITIES S.A.	01/09/2014
NATIONAL SECURITIES SINGLE MEMBER SA	02/01/1900
PIRAEUS SECURITIES S. A.	04/05/2015
HELLENIO ENERGY (CR)	Main Market
HELLENIC AMERICAN SECURITIES S.A.	14/09/2015
PIRAEUS SECURITIES S. A.	20/03/2017
IDEAL HOLDINGS (CR)	Main Market
EUROBANK EQUITIES INVESTMENT FIRM SINGLE MEMBER SA	07/06/2021
PIRAEUS SECURITIES S. A.	07/06/2021
INTERCONTINENTAL (CR)	Main Market
LEON DEPOLAS SECURITIES S.A.	03/06/2019
INTERLIFE G.C.I.(CR)	Main Market
BETA SECURITIES S.A.	24/10/2022
INTERWOOD-XYLEMPORIA (CR)	Main Market
EUROBANK EQUITIES INVESTMENT FIRM SINGLE MEMBER SA	05/07/2021
PANTELAKIS SECURITIES S.A.	01/07/2021
INTRAKAT (CR)	Main Market
BETA SECURITIES S.A.	04/10/2021
PANTELAKIS SECURITIES S.A.	10/10/2022
JUMBO SA (CR)	Main Market
BETA SECURITIES S.A.	01/02/2021
EUROBANK EQUITIES INVESTMENT FIRM SINGLE MEMBER SA	25/05/2020
MERIT SECURITIES S.A.	06/11/2017
PIRAEUS SECURITIES S. A.	06/03/2017
KLOUKINAS - LAPPAS SA (CR)	Main Market
OPTIMA BANK S.A.	02/01/2023
KRI-KRI S.A. (CR)	Main Market
EUROBANK EQUITIES INVESTMENT FIRM SINGLE MEMBER SA	07/05/2018
LEON DEPOLAS SECURITIES S.A.	16/01/2017
LAMDA DEVELOPMENT SA (CR)	Main Market
EUROBANK EQUITIES INVESTMENT FIRM SINGLE MEMBER SA	08/12/2014
PANTELAKIS SECURITIES S.A.	06/11/2017
PIRAEUS SECURITIES S. A.	29/06/2017

List of Stocks under Market Making operations

Securities	Stock Category
Market Maker	Start Market Making
LAMPSA HOTEL SA (CR)	Main Market
LEON DEPOLAS SECURITIES S.A.	16/01/2017
MIG (CR)	Main Market
EUROBANK EQUITIES INVESTMENT FIRM SINGLE MEMBER SA	23/03/2015
PIRAEUS SECURITIES S. A.	02/02/2009
MOTOR OIL (CR)	Main Market
BETA SECURITIES S.A.	08/03/2021
EUROBANK EQUITIES INVESTMENT FIRM SINGLE MEMBER SA	22/10/2006
LEON DEPOLAS SECURITIES S.A.	01/04/2019
MERIT SECURITIES S.A.	25/02/2019
NATIONAL SECURITIES SINGLE MEMBER SA	02/01/1900
PIRAEUS SECURITIES S. A.	04/05/2015
MPLE KEDROS (CR)	Main Market
MERIT SECURITIES S.A.	30/09/2022
MYTILINEOS (CR)	Main Market
ALPHA FINANCE INVESTMENT SERVICES SINGLE MEMBER SA	15/04/2019
BETA SECURITIES S.A.	11/04/2022
EUROBANK EQUITIES INVESTMENT FIRM SINGLE MEMBER SA	20/09/2017
MERIT SECURITIES S.A.	25/02/2019
NATIONAL SECURITIES SINGLE MEMBER SA	02/01/1900
PIRAEUS SECURITIES S. A.	04/05/2015
NATIONAL BANK (CR)	Main Market
ALPHA FINANCE INVESTMENT SERVICES SINGLE MEMBER SA	09/01/2006
EUROBANK EQUITIES INVESTMENT FIRM SINGLE MEMBER SA	22/10/2006
HELLENIC AMERICAN SECURITIES S.A.	25/07/2014
LEON DEPOLAS SECURITIES S.A.	20/05/2015
MERIT SECURITIES S.A.	03/09/2012
NATIONAL SECURITIES SINGLE MEMBER SA	02/01/1900
PIRAEUS SECURITIES S. A.	08/09/2008
OPAP (CR)	Main Market
ALPHA FINANCE INVESTMENT SERVICES SINGLE MEMBER SA	09/01/2006
BETA SECURITIES S.A.	11/04/2022
EUROBANK EQUITIES INVESTMENT FIRM SINGLE MEMBER SA	22/10/2006
HELLENIC AMERICAN SECURITIES S.A.	25/07/2014
MERIT SECURITIES S.A.	20/03/2017
NATIONAL SECURITIES SINGLE MEMBER SA	02/01/1900
PIRAEUS SECURITIES S. A.	04/05/2015
OTE (CR)	Main Market
ALPHA FINANCE INVESTMENT SERVICES SINGLE MEMBER SA	09/01/2006
BETA SECURITIES S.A.	11/04/2022
EUROBANK EQUITIES INVESTMENT FIRM SINGLE MEMBER SA	22/10/2006
HELLENIC AMERICAN SECURITIES S.A.	25/07/2014
LEON DEPOLAS SECURITIES S.A.	20/04/2015
MERIT SECURITIES S.A.	20/03/2017
NATIONAL SECURITIES SINGLE MEMBER SA	02/01/1900
PIRAEUS SECURITIES S. A.	08/09/2008
P.P.A. S.A. (CR)	Main Market
EUROBANK EQUITIES INVESTMENT FIRM SINGLE MEMBER SA	06/02/2019
PAPOUTSANIS (CR)	Main Market
BETA SECURITIES S.A.	25/11/2013
PETROPOULOS PETROS (CR)	Main Market
EUROBANK EQUITIES INVESTMENT FIRM SINGLE MEMBER SA	01/04/2019
PANTELAKIS SECURITIES S.A.	16/03/2020
PIRAEUS FINANCIAL HOLD (CR)	Main Market
ALPHA FINANCE INVESTMENT SERVICES SINGLE MEMBER SA	15/04/2019
EUROBANK EQUITIES INVESTMENT FIRM SINGLE MEMBER SA	22/10/2006
EUROXX SECURITIES S.A.	15/02/2016
HELLENIC AMERICAN SECURITIES S.A.	25/07/2014
LEON DEPOLAS SECURITIES S.A.	30/11/2018
MERIT SECURITIES S.A.	16/09/2013
NATIONAL SECURITIES SINGLE MEMBER SA	02/01/1900
PIRAEUS SECURITIES S. A.	16/02/2009

List of Stocks under Market Making operations

Securities	Market Maker	Start Market Making	Stock Category
PPC (CR)			Main Market
	ALPHA FINANCE INVESTMENT SERVICES SINGLE MEMBER SA	09/01/2006	
	BETA SECURITIES S.A.	01/02/2021	
	EUROBANK EQUITIES INVESTMENT FIRM SINGLE MEMBER SA	22/10/2006	
	HELLENIC AMERICAN SECURITIES S.A.	01/09/2014	
	MERIT SECURITIES S.A	06/11/2017	
	NATIONAL SECURITIES SINGLE MEMBER SA	02/01/1900	
	PIRAEUS SECURITIES S. A.	28/09/2009	
PREMIA (CR)			Main Market
	BETA SECURITIES S.A.	01/06/2021	
	LEON DEPOLAS SECURITIES S.A.	05/12/2022	
	PANTELAKIS SECURITIES S.A.	23/12/2021	
PROFILE SA (CR)			Main Market
	OPTIMA BANK S.A.	03/04/2023	
	PANTELAKIS SECURITIES S.A.	01/07/2019	
QUALITY & RELIABILITY SA (CR)			Main Market
	OPTIMA BANK S.A.	03/01/2023	
QUEST HOLDINGS (CR)			Main Market
	BETA SECURITIES S.A.	26/03/2018	
	EUROBANK EQUITIES INVESTMENT FIRM SINGLE MEMBER SA	28/01/2019	
SIDMA STEEL (CR)			Main Market
	LEON DEPOLAS SECURITIES S.A.	06/06/2022	
	OPTIMA BANK S.A.	25/05/2023	
SPACE HELLAS SA (CR)			Main Market
	MERIT SECURITIES S.A	09/12/2022	
TECHNICAL OLYMPIC SA (CR)			Main Market
	BETA SECURITIES S.A.	04/04/2022	
TERNA ENERGY (CR)			Main Market
	EUROBANK EQUITIES INVESTMENT FIRM SINGLE MEMBER SA	24/05/2021	
	PIRAEUS SECURITIES S. A.	09/12/2019	
THRACE PLASTICS SA (CR)			Main Market
	ALPHA FINANCE INVESTMENT SERVICES SINGLE MEMBER SA	26/03/2018	
	EUROBANK EQUITIES INVESTMENT FIRM SINGLE MEMBER SA	26/03/2018	
TITAN CEMENT (CB)			Main Market
	BETA SECURITIES S.A.	01/02/2021	
	EUROBANK EQUITIES INVESTMENT FIRM SINGLE MEMBER SA	06/11/2019	
	PIRAEUS SECURITIES S. A.	18/01/2021	
TZIRAKIAN PROFIL (CR)			Main Market
	LEON DEPOLAS SECURITIES S.A.	19/07/2021	
VIOHALCO SA/NV (CB)			Main Market
	ALPHA FINANCE INVESTMENT SERVICES SINGLE MEMBER SA	11/03/2008	
	EUROBANK EQUITIES INVESTMENT FIRM SINGLE MEMBER SA	04/03/2014	
	MERIT SECURITIES S.A	17/03/2014	

Underlying Asset				Derivatives Market													
Price max	Price min	Closing price	change	Delivery Month	Open price	Price max	Price min	Last price	Closing price	Last Bid	Last Ask	Fixing price*	Life high	Life low	Trades	Volume	Open Interest
FTSE/Athex Large Cap (Trade Unit: 1 Index Point x 2E, Cash Settlement)																	
2,982.70	2,923.64	2,923.64	-0.77%	June 2023	2,960.00	2,980.00	2,920.00	2,925.00	2,925.00	---	---	---	3,018.00	---	241	1,263	5,724
				July 2023	2,943.00	2,958.25	2,911.00	2,911.00	2,911.00	---	---	---	2,996.00	---	28	119	640
				August 2023	---	---	---	---	2,959.25	---	---	---	---	---	---	---	---
				September 2023	---	---	---	---	2,963.75	---	---	---	---	---	---	---	---
				December 2023	---	---	---	---	2,978.75	---	---	---	---	---	---	---	---
				March 2024	---	---	---	---	2,993.50	---	---	---	---	---	---	---	---
FTSE/Athex Banks (Trade Unit: 1 Index Point x 15E, Cash Settlement)																	
988.22	952.81	952.81	-0.57%	June 2023	980.00	992.00	966.25	966.25	966.25	---	---	---	1,028.00	---	19	172	1,722
				September 2023	---	---	---	---	964.00	---	---	---	---	---	---	---	---
				December 2023	---	---	---	---	968.75	---	---	---	---	---	---	---	---
				March 2024	---	---	---	---	973.75	---	---	---	---	---	---	---	---
MSCI GREECE REBASED (Trade Unit: 1 Index Point x 2E, Cash Settlement)																	
4,705.06	4,603.68	4,603.68	-0.88%	June 2023	---	---	---	---	4,615.50	---	---	---	4,734.25	---	---	---	154
				July 2023	---	---	---	---	4,565.00	---	---	---	4,559.25	---	---	---	10
				August 2023	---	---	---	---	4,569.00	---	---	---	4,563.50	---	---	---	20
				September 2023	---	---	---	---	4,672.25	---	---	---	---	---	---	---	---
				December 2023	---	---	---	---	4,695.75	---	---	---	---	---	---	---	---
				March 2024	---	---	---	---	4,719.25	---	---	---	---	---	---	---	---

Derivatives notes

Fixing prices and final open positions can be retrieved from the following path <http://www.helex.gr/el/web/guest/statistics-end-of-day-derivatives>

Underlying Asset					Derivatives Market												
Price max	Price min	Closing price	change	Delivery Month	Open price	Price max	Price min	Last price	Closing price	Last Bid	Last Ask	Fixing price*	Life high	Life low	Trades	Volume	Open Interest
1.95	1.918	1.922	0.10%	(Contract Size: 100 Securities, Physical Delivery)													
				June 2023	1.94	1.96	1.92	1.93	1.93	---	---		1.98	---	33	245	12,363
				September 2023	1.92	1.92	1.90	1.90	1.90	---	---		1.95	---	8	13	2,222
				December 2023	---	---	---	---	1.94	---	---		---	---	---	---	---
				March 2024	---	---	---	---	1.95	---	---		---	---	---	---	---
9.97	9.81	9.85	-1.40%	(Contract Size: 100 Securities, Physical Delivery)													
				June 2023	9.92	10.01	9.88	9.88	9.88	---	---		10.15	---	54	129	1,931
				September 2023	10.11	10.11	9.98	9.98	9.98	---	---		10.12	---	3	8	18
				December 2023	---	---	---	---	10.10	---	---		---	---	---	---	---
				March 2024	---	---	---	---	10.15	---	---		---	---	---	---	---
1.421	1.3725	1.3725	-0.94%	(Contract Size: 100 Securities, Physical Delivery)													
				June 2023	1.42	1.44	1.38	1.38	1.38	---	---		1.52	---	316	18,342	208,050
				September 2023	1.43	1.44	1.39	1.39	1.39	---	---		1.48	---	32	2,118	789
				December 2023	---	---	---	---	1.40	---	---		---	---	---	---	---
				March 2024	---	---	---	---	1.41	---	---		---	---	---	---	---
14.24	13.7	14	-2.64%	(Contract Size: 100 Securities, Physical Delivery)													
				June 2023	13.84	13.84	13.81	13.81	13.81	---	---		14.70	---	2	3	92
				September 2023	---	---	---	---	14.47	---	---		---	---	---	---	---
				December 2023	---	---	---	---	14.54	---	---		---	---	---	---	---
				March 2024	---	---	---	---	14.61	---	---		---	---	---	---	---
1.156	1.096	1.096	-3.69%	(Contract Size: 100 Securities, Physical Delivery)													
				June 2023	1.12	1.12	1.07	1.07	1.07	---	---		1.12	---	7	20	483
				September 2023	---	---	---	---	1.14	---	---		---	---	---	---	---
				December 2023	---	---	---	---	1.15	---	---		---	---	---	---	---
				March 2024	---	---	---	---	1.16	---	---		---	---	---	---	---
27.94	27.65	27.69	0.14%	(Contract Size: 100 Securities, Physical Delivery)													
				June 2023	27.83	27.83	27.83	27.83	27.83	---	---		28.84	---	1	5	233
				September 2023	---	---	---	---	27.81	---	---		---	---	---	---	---
				December 2023	---	---	---	---	27.95	---	---		---	---	---	---	---
				March 2024	---	---	---	---	28.09	---	---		---	---	---	---	---
5.75	5.58	5.61	-1.41%	(Contract Size: 100 Securities, Physical Delivery)													
				June 2023	5.70	5.78	5.62	5.62	5.62	---	---		5.78	---	27	167	5,595
				September 2023	---	---	---	---	5.73	---	---		5.70	---	---	---	13
				December 2023	---	---	---	---	5.75	---	---		---	---	---	---	---
				March 2024	---	---	---	---	5.78	---	---		---	---	---	---	---

Derivatives notes

Fixing prices and final open positions can be retrieved from the following path <http://www.helex.gr/el/web/guest/statistics-end-of-day-derivatives>

Underlying Asset				Derivatives Market													
Price max	Price min	Closing price	change	Delivery Month	Open price	Price max	Price min	Last price	Closing price	Last Bid	Last Ask	Fixing price*	Life high	Life low	Trades	Volume	Open Interest
ELLAKTOR (CR)				(Contract Size: 100 Securities, Physical Delivery)													
2.29	2.215	2.27	-0.87%	June 2023	2.28	2.28	2.23	2.27	2.27	---	---	---	2.31	---	8	19	1,083
				September 2023	---	---	---	---	2.30	---	---	---	---	---	---	---	---
				December 2023	---	---	---	---	2.32	---	---	---	---	---	---	---	---
				March 2024	---	---	---	---	2.33	---	---	---	---	---	---	---	---
ELVALHALCOR (CR)				(Contract Size: 100 Securities, Physical Delivery)													
1.842	1.774	1.78	-1.66%	June 2023	1.81	1.82	1.79	1.82	1.82	---	---	---	1.86	---	16	64	1,564
				September 2023	1.80	1.80	1.79	1.79	1.79	---	---	---	1.80	---	2	6	1
				December 2023	---	---	---	---	1.83	---	---	---	---	---	---	---	---
				March 2024	---	---	---	---	1.84	---	---	---	---	---	---	---	---
EUROBANK HOLDINGS (CR)				(Contract Size: 100 Securities, Physical Delivery)													
1.5075	1.456	1.46	0.00%	June 2023	1.48	1.52	1.45	1.46	1.46	---	---	---	1.71	---	142	4,716	46,679
				September 2023	1.49	1.49	1.48	1.48	1.48	---	---	---	1.58	---	3	101	9
				December 2023	---	---	---	---	1.48	---	---	---	---	---	---	---	---
				March 2024	---	---	---	---	1.48	---	---	---	---	---	---	---	---
EYDAP S.A. (CR)				(Contract Size: 100 Securities, Physical Delivery)													
6.63	6.37	6.42	-1.69%	June 2023	6.67	6.67	6.42	6.42	6.42	---	---	---	6.95	---	16	40	532
				September 2023	6.59	6.59	6.59	6.59	6.59	---	---	---	6.83	---	1	1	---
				December 2023	---	---	---	---	6.60	---	---	---	---	---	---	---	---
				March 2024	---	---	---	---	6.63	---	---	---	---	---	---	---	---
FOURLIS (CR)				(Contract Size: 100 Securities, Physical Delivery)													
4.41	4.31	4.325	-1.70%	June 2023	4.38	4.38	4.33	4.36	4.36	---	---	---	4.55	---	12	29	942
				September 2023	---	---	---	---	4.46	---	---	---	4.45	---	---	---	20
				December 2023	---	---	---	---	4.45	---	---	---	---	---	---	---	---
				March 2024	---	---	---	---	4.47	---	---	---	---	---	---	---	---
GEK TERNA (CR)				(Contract Size: 100 Securities, Physical Delivery)													
13.78	13.22	13.44	-0.74%	June 2023	13.66	13.66	13.29	13.48	13.48	---	---	---	14.02	---	32	102	8,164
				September 2023	---	---	---	---	13.62	---	---	---	---	---	---	---	---
				December 2023	---	---	---	---	13.69	---	---	---	---	---	---	---	---
				March 2024	---	---	---	---	13.76	---	---	---	---	---	---	---	---
HELLENIC EXCHANGES-A.S.E. (CR)				(Contract Size: 100 Securities, Physical Delivery)													
5.03	4.91	4.91	0.00%	June 2023	4.89	4.94	4.78	4.79	4.79	---	---	---	5.18	---	42	390	2,066
				September 2023	4.86	4.86	4.86	4.86	4.86	---	---	---	5.10	---	1	205	544
				December 2023	---	---	---	---	4.96	---	---	---	---	---	---	---	---
				March 2024	---	---	---	---	4.99	---	---	---	---	---	---	---	---

Derivatives notes

Fixing prices and final open positions can be retrieved from the following path <http://www.helex.gr/el/web/guest/statistics-end-of-day-derivatives>

Underlying Asset				Derivatives Market													
Price max	Price min	Closing price	change	Delivery Month	Open price	Price max	Price min	Last price	Closing price	Last Bid	Last Ask	Fixing price*	Life high	Life low	Trades	Volume	Open Interest
HELLENiQ ENERGY (CR)																	
(Contract Size: 100 Securities, Physical Delivery)																	
8.1	7.82	7.82	-2.13%	June 2023	8.12	8.12	7.88	7.88	7.88	---	---	---	8.12	---	9	21	1,556
				September 2023	7.55	7.55	7.55	7.55	7.55	---	---	---	7.92	---	1	1	27
				December 2023	---	---	---	---	8.08	---	---	---	---	---	---	---	---
				March 2024	---	---	---	---	8.12	---	---	---	---	---	---	---	---
INTRACOM HOLDINGS (CR)																	
(Contract Size: 100 Securities, Physical Delivery)																	
1.944	1.874	1.874	-2.50%	June 2023	1.95	1.96	1.88	1.88	1.88	---	---	---	2.07	---	35	113	4,641
				September 2023	1.98	1.98	1.98	1.98	1.98	---	---	---	2.01	---	1	2	29
				December 2023	---	---	---	---	1.94	---	---	---	---	---	---	---	---
				March 2024	---	---	---	---	1.95	---	---	---	---	---	---	---	---
INTRAKAT (CR)																	
(Contract Size: 100 Securities, Physical Delivery)																	
1.86	1.83	1.85	-0.32%	June 2023	1.86	1.86	1.85	1.85	1.85	---	---	---	1.88	---	7	82	8,669
				September 2023	1.88	1.88	1.88	1.88	1.88	---	---	---	1.88	---	3	800	1,764
				December 2023	---	---	---	---	1.88	---	---	---	---	---	---	---	---
				March 2024	---	---	---	---	1.89	---	---	---	---	---	---	---	---
JUMBO SA (CR)																	
(Contract Size: 100 Securities, Physical Delivery)																	
22.54	21.7	22	1.38%	June 2023	21.82	22.32	21.82	22.02	22.02	---	---	---	23.32	---	11	24	395
				September 2023	---	---	---	---	21.83	---	---	---	---	---	---	---	---
				December 2023	---	---	---	---	21.94	---	---	---	---	---	---	---	---
				March 2024	---	---	---	---	22.05	---	---	---	---	---	---	---	---
LAMDA DEVELOPMENT SA (CR)																	
(Contract Size: 100 Securities, Physical Delivery)																	
6.4	6.26	6.35	-0.47%	June 2023	6.31	6.40	6.29	6.36	6.36	---	---	---	6.53	---	37	104	5,683
				September 2023	---	---	---	---	6.42	---	---	---	---	---	---	---	---
				December 2023	---	---	---	---	6.45	---	---	---	---	---	---	---	---
				March 2024	---	---	---	---	6.48	---	---	---	---	---	---	---	---
MIG (CR)																	
(Contract Size: 3 Securities, Physical Delivery)																	
5.33	5.05	5.2	2.36%	June 2023	5.01	5.22	5.01	5.12	5.12	---	---	---	5.80	---	21	104	1,284
				September 2023	5.10	5.10	5.10	5.10	5.10	---	---	---	5.10	---	1	1	5
				December 2023	---	---	---	---	5.14	---	---	---	---	---	---	---	---
				March 2024	---	---	---	---	5.16	---	---	---	---	---	---	---	---
MOTOR OIL (CR)																	
(Contract Size: 100 Securities, Physical Delivery)																	
24.2	23.34	23.36	-3.15%	June 2023	24.00	24.00	23.40	23.46	23.46	---	---	---	25.05	---	61	142	1,762
				September 2023	---	---	---	---	23.45	---	---	---	23.44	---	---	---	200
				December 2023	---	---	---	---	24.39	---	---	---	---	---	---	---	---
				March 2024	---	---	---	---	24.51	---	---	---	---	---	---	---	---

Derivatives notes

Fixing prices and final open positions can be retrieved from the following path <http://www.helex.gr/el/web/guest/statistics-end-of-day-derivatives>

Underlying Asset				Derivatives Market													
Price max	Price min	Closing price	change	Delivery Month	Open price	Price max	Price min	Last price	Closing price	Last Bid	Last Ask	Fixing price*	Life high	Life low	Trades	Volume	Open Interest
MYTILINEOS (CR)				(Contract Size: 100 Securities, Physical Delivery)													
29.8	28.72	28.82	-2.24%	June 2023	29.60	29.84	28.75	28.85	28.85	---	---	---	29.84	---	96	357	2,379
				September 2023	28.85	28.85	27.97	28.20	28.20	---	---	---	29.40	---	41	280	97
				December 2023	---	---	---	---	29.80	---	---	---	---	---	---	---	---
				March 2024	---	---	---	---	29.95	---	---	---	---	---	---	---	---
NATIONAL BANK (CR)				(Contract Size: 100 Securities, Physical Delivery)													
6	5.714	5.714	-1.48%	June 2023	5.88	6.00	5.70	5.76	5.76	---	---	---	6.30	---	215	1,374	21,891
				September 2023	6.00	6.00	5.84	5.84	5.84	---	---	---	6.07	---	47	212	100
				December 2023	---	---	---	---	5.86	---	---	---	---	---	---	---	---
				March 2024	---	---	---	---	5.89	---	---	---	---	---	---	---	---
OPAP (CR)				(Contract Size: 100 Securities, Physical Delivery)													
16.14	15.66	15.75	-1.44%	June 2023	15.47	15.47	15.06	15.09	15.09	---	---	---	16.21	---	25	80	1,671
				September 2023	---	---	---	---	16.07	---	---	---	---	---	---	---	---
				December 2023	---	---	---	---	16.16	---	---	---	---	---	---	---	---
				March 2024	---	---	---	---	16.24	---	---	---	---	---	---	---	---
OTE (CR)				(Contract Size: 100 Securities, Physical Delivery)													
14.57	14.31	14.47	1.05%	June 2023	14.50	14.60	14.48	14.49	14.49	---	---	---	15.20	---	110	868	12,243
				September 2023	14.39	14.39	14.16	14.16	14.16	---	---	---	14.39	---	11	67	221
				December 2023	---	---	---	---	14.48	---	---	---	---	---	---	---	---
				March 2024	---	---	---	---	14.55	---	---	---	---	---	---	---	---
P.P.A. S.A. (CR)				(Contract Size: 100 Securities, Physical Delivery)													
20.35	20.1	20.2	1.00%	June 2023	---	---	---	---	20.23	---	---	---	19.95	---	---	---	356
				September 2023	---	---	---	---	20.12	---	---	---	---	---	---	---	---
				December 2023	---	---	---	---	20.22	---	---	---	---	---	---	---	---
				March 2024	---	---	---	---	20.32	---	---	---	---	---	---	---	---
PIRAEUS FINANCIAL HOLD (CR)				(Contract Size: 100 Securities, Physical Delivery)													
2.898	2.76	2.772	0.44%	June 2023	2.81	2.91	2.77	2.78	2.78	---	---	---	2.91	---	304	5,643	72,864
				September 2023	2.83	2.88	2.80	2.81	2.81	---	---	---	2.88	---	14	1,348	1,151
				December 2023	---	---	---	---	2.79	---	---	---	---	---	---	---	---
				March 2024	---	---	---	---	2.80	---	---	---	---	---	---	---	---
PPC (CR)				(Contract Size: 100 Securities, Physical Delivery)													
9.96	9.7	9.72	-1.87%	June 2023	9.94	10.00	9.65	9.72	9.72	---	---	---	10.07	---	109	498	22,259
				September 2023	9.90	9.90	9.76	9.80	9.80	---	---	---	10.25	---	24	63	202
				December 2023	---	---	---	---	10.01	---	---	---	---	---	---	---	---
				March 2024	---	---	---	---	10.06	---	---	---	---	---	---	---	---

Derivatives notes

Fixing prices and final open positions can be retrieved from the following path <http://www.helex.gr/el/web/guest/statistics-end-of-day-derivatives>

Underlying Asset				Derivatives Market													
Price max	Price min	Closing price	change	Delivery Month	Open price	Price max	Price min	Last price	Closing price	Last Bid	Last Ask	Fixing price*	Life high	Life low	Trades	Volume	Open Interest
QUEST HOLDINGS (CR)				(Contract Size: 100 Securities, Physical Delivery)													
5.99	5.89	5.96	1.53%	June 2023	5.95	5.95	5.94	5.94	5.94	---	---	---	5.95	---	2	10	211
				September 2023	---	---	---	---	5.90	---	---	---	---	---	---	---	---
				December 2023	---	---	---	---	5.93	---	---	---	---	---	---	---	---
				March 2024	---	---	---	---	5.96	---	---	---	---	---	---	---	---
TERNA ENERGY (CR)				(Contract Size: 100 Securities, Physical Delivery)													
20	19.74	19.83	-1.54%	June 2023	19.98	20.05	19.77	19.90	19.90	---	---	---	20.98	---	72	197	12,254
				September 2023	19.70	19.93	19.67	19.93	19.93	---	---	---	20.75	---	4	30	100
				December 2023	---	---	---	---	20.36	---	---	---	---	---	---	---	---
				March 2024	---	---	---	---	20.46	---	---	---	---	---	---	---	---
TITAN CEMENT (CB)				(Contract Size: 100 Securities, Physical Delivery)													
16.6	16.34	16.4	-1.21%	June 2023	---	---	---	---	16.60	---	---	---	16.68	---	---	---	508
				September 2023	16.63	16.63	16.58	16.58	16.58	---	---	---	16.63	---	2	2	---
				December 2023	---	---	---	---	16.78	---	---	---	---	---	---	---	---
				March 2024	---	---	---	---	16.87	---	---	---	---	---	---	---	---
VIOHALCO SA/NV (CB)				(Contract Size: 100 Securities, Physical Delivery)													
5.84	5.59	5.59	-3.62%	June 2023	5.86	5.86	5.64	5.64	5.64	---	---	---	5.86	---	36	204	4,998
				September 2023	---	---	---	---	5.74	---	---	---	4.46	---	---	---	20
				December 2023	---	---	---	---	5.86	---	---	---	---	---	---	---	---
				March 2024	---	---	---	---	5.89	---	---	---	---	---	---	---	---

Derivatives notes

Fixing prices and final open positions can be retrieved from the following path <http://www.helex.gr/el/web/guest/statistics-end-of-day-derivatives>

FTSE/Athex Large Cap

(Trade Unit: 1 Index Point x 2€ - Exercise Style: European, Cash Settlement)

Call Options															Put Options																			
June 2023								July 2023							Other Months		June 2023								July 2023							Other Months		Exercise Price
Open price	Price max	Price min	Last price	Closing price	Volume	Open Interest	Open price	Price max	Price min	Last price	Closing price	Volume	Open Interest	Volume	Open Interest	Open price	Price max	Price min	Last price	Closing price	Volume	Open Interest	Open price	Price max	Price min	Last price	Closing price	Volume	Open Interest	Volume	Open Interest			
1,725	0.00	0.00	0.00	-	1,226.00	-	-	-	-	-	-	-	-	-	-	0.00	0.00	0.00	-	0.01	-	-	-	-	-	-	-	-	-	-	-	1,725		
1,750	0.00	0.00	0.00	-	1,201.00	-	-	-	-	-	-	-	-	-	-	0.00	0.00	0.00	-	0.01	-	-	-	-	-	-	-	-	-	-	-	1,750		
1,775	0.00	0.00	0.00	-	1,176.00	-	-	-	-	-	-	-	-	-	-	0.00	0.00	0.00	-	0.02	-	-	-	-	-	-	-	-	-	-	-	1,775		
1,800	0.00	0.00	0.00	-	1,151.00	-	-	-	-	-	-	-	-	-	-	0.00	0.00	0.00	-	0.01	-	-	-	-	-	-	-	-	-	-	-	1,800		
1,825	0.00	0.00	0.00	-	1,126.00	-	-	-	-	-	-	-	-	-	-	0.00	0.00	0.00	-	0.01	-	-	-	-	-	-	-	-	-	-	-	1,825		
1,850	0.00	0.00	0.00	-	1,101.00	-	-	-	-	-	-	-	-	-	-	0.00	0.00	0.00	-	0.01	-	-	-	-	-	-	-	-	-	-	-	1,850		
1,875	0.00	0.00	0.00	-	1,076.00	-	-	-	-	-	-	-	-	-	-	0.00	0.00	0.00	-	0.01	-	-	-	-	-	-	-	-	-	-	-	1,875		
1,900	0.00	0.00	0.00	-	1,051.00	-	-	-	-	-	-	-	-	-	-	0.00	0.00	0.00	-	0.01	-	-	-	-	-	-	-	-	-	-	-	1,900		
1,925	0.00	0.00	0.00	-	1,026.00	-	-	-	-	-	-	-	-	-	-	0.00	0.00	0.00	-	0.01	-	-	-	-	-	-	-	-	-	-	-	1,925		
1,950	0.00	0.00	0.00	-	1,001.00	-	-	-	-	-	-	-	-	-	-	0.00	0.00	0.00	-	0.01	-	-	-	-	-	-	-	-	-	-	-	1,950		
1,975	0.00	0.00	0.00	-	976.00	-	-	-	-	-	-	-	-	-	-	0.00	0.00	0.00	-	0.01	-	-	-	-	-	-	-	-	-	-	-	1,975		
2,000	0.00	0.00	0.00	-	951.00	-	-	-	-	-	-	-	-	-	-	0.00	0.00	0.00	-	0.01	-	-	-	-	-	-	-	-	-	-	-	2,000		
2,050	0.00	0.00	0.00	-	901.00	-	-	-	-	-	-	-	-	-	-	0.00	0.00	0.00	-	0.01	-	-	-	-	-	-	-	-	-	-	-	2,050		
2,100	0.00	0.00	0.00	-	851.00	-	-	-	-	-	-	-	-	-	-	0.00	0.00	0.00	-	0.01	-	-	-	-	-	-	-	-	-	-	-	2,100		
2,150	0.00	0.00	0.00	-	802.00	-	-	-	-	-	-	-	-	-	-	0.00	0.00	0.00	-	0.01	-	-	-	-	-	-	-	-	-	-	-	2,150		
2,200	0.00	0.00	0.00	-	752.00	-	-	-	-	-	-	-	-	-	-	0.00	0.00	0.00	-	0.01	-	-	-	-	-	-	-	-	-	-	-	2,200		
2,250	0.00	0.00	0.00	-	702.00	-	-	-	-	-	-	-	-	-	-	0.00	0.00	0.00	-	0.02	-	-	-	-	-	-	-	-	-	-	-	2,250		
2,300	0.00	0.00	0.00	-	652.00	-	-	-	-	-	-	-	-	-	-	0.00	0.00	0.00	-	0.08	-	-	-	-	-	-	-	-	-	-	-	2,300		
2,350	0.00	0.00	0.00	-	602.00	-	-	0.00	0.00	0.00	-	581.00	-	-	-	0.00	0.00	0.00	-	0.25	-	-	0.00	0.00	0.00	-	0.18	-	-	-	2,350			
2,400	0.00	0.00	0.00	-	552.00	-	-	0.00	0.00	0.00	-	531.00	-	-	-	0.00	0.00	0.00	-	0.01	-	-	0.00	0.00	0.00	-	0.42	-	-	-	2,400			
2,450	0.00	0.00	0.00	-	502.00	-	-	0.00	0.00	0.00	-	482.00	-	-	-	0.00	0.00	0.00	-	0.01	-	-	0.00	0.00	0.00	-	0.93	-	-	-	2,450			
2,500	0.00	0.00	0.00	-	452.00	-	-	0.00	0.00	0.00	-	433.00	-	-	-	0.00	0.00	0.00	-	0.02	-	-	0.00	0.00	0.00	-	1.90	-	-	-	2,500			
2,550	0.00	0.00	0.00	-	402.00	-	-	0.00	0.00	0.00	-	385.00	-	-	-	0.00	0.00	0.00	-	0.01	-	6	0.00	0.00	0.00	-	3.60	-	-	-	2,550			
2,600	0.00	0.00	0.00	-	352.00	-	20	0.00	0.00	0.00	-	338.00	-	-	-	0.00	0.00	0.00	-	0.06	-	9	0.00	0.00	0.00	-	6.50	-	-	-	2,600			
2,650	0.00	0.00	0.00	-	302.00	-	80	0.00	0.00	0.00	-	292.00	-	-	-	0.00	0.00	0.00	-	0.26	-	358	0.00	0.00	0.00	-	11.00	-	-	-	2,650			
2,700	0.00	0.00	0.00	-	253.00	-	40	0.00	0.00	0.00	-	249.00	-	-	-	0.00	0.00	0.00	-	0.92	-	253	0.00	0.00	0.00	-	17.75	-	-	-	2,700			
2,750	0.00	0.00	0.00	-	205.00	-	20	0.00	0.00	0.00	-	209.00	-	-	-	0.00	0.00	0.00	-	2.70	-	60	0.00	0.00	0.00	-	27.25	-	-	-	2,750			
2,800	0.00	0.00	0.00	-	159.00	-	142	0.00	0.00	0.00	-	172.00	-	1	-	0.00	0.00	0.00	-	6.80	-	76	0.00	0.00	0.00	-	40.25	-	-	-	2,800			
2,850	0.00	0.00	0.00	-	117.00	-	-	0.00	0.00	0.00	-	139.00	-	-	-	0.00	0.00	0.00	-	15.00	-	20	0.00	0.00	0.00	-	57.00	-	20	-	2,850			
2,900	0.00	0.00	0.00	-	81.00	-	6	0.00	0.00	0.00	-	110.00	-	-	-	25.00	0.00	25.00	25.00	25.00	20	47	0.00	0.00	0.00	-	77.50	-	-	-	2,900			
2,950	65.00	65.00	47.00	47.00	47.00	14	26	0.00	0.00	0.00	-	85.00	-	40	-	43.00	65.00	43.00	50.00	50.00	22	41	0.00	0.00	0.00	-	103.00	-	40	-	2,950			
3,000	0.00	0.00	0.00	-	31.25	-	5	70.00	70.00	70.00	70.00	70.00	22	-	-	0.00	0.00	0.00	-	79.00	-	40	0.00	0.00	0.00	-	132.00	-	40	-	3,000			
3,050	0.00	0.00	0.00	-	17.25	-	16	50.00	50.00	44.50	44.50	44.50	11	30	-	0.00	0.00	0.00	-	115.00	-	150	0.00	0.00	0.00	-	165.00	-	21	-	3,050			
3,100	0.00	0.00	0.00	-	8.70	-	-	0.00	0.00	0.00	-	34.75	-	-	-	0.00	0.00	0.00	-	156.00	-	-	0.00	0.00	0.00	-	202.00	-	-	-	3,100			
3,150	0.00	0.00	0.00	-	4.00	-	-	0.00	0.00	0.00	-	24.75	-	-	-	0.00	0.00	0.00	-	202.00	-	-	0.00	0.00	0.00	-	242.00	-	-	-	3,150			
3,200	0.00	0.00	0.00	-	1.70	-	-	0.00	0.00	0.00	-	17.00	-	-	-	0.00	0.00	0.00	-	249.00	-	-	0.00	0.00	0.00	-	284.00	-	-	-	3,200			

FTSE/Athex Large Cap

(Trade Unit: 1 Index Point x 2€ - Exercise Style: European, Cash Settlement)

	Call Options														Put Options																		
	June 2023							July 2023							Other Months		June 2023							July 2023							Other Months		
Exercise Price	Open price	Price max	Price min	Last price	Closing price	Volume	Open Interest	Open price	Price max	Price min	Last price	Closing price	Volume	Open Interest	Volume	Open Interest	Open price	Price max	Price min	Last price	Closing price	Volume	Open Interest	Open price	Price max	Price min	Last price	Closing price	Volume	Open Interest	Volume	Open Interest	Exercise Price
3,250	0.00	0.00	0.00	-	0.66	-	-	0.00	0.00	0.00	-	11.50	-	-			0.00	0.00	0.00	-	298.00	-	-	0.00	0.00	0.00	-	328.00	-	-			3,250
Totals:						14	355						33	71	0	0						42	1,060					0	121	0	0		
Number of Trades:							4							4		0							4						0		0		

ALPHA SERVICES HOLD (CR)

(Contract Size: 100 Securities, Exercise Style: American, Physical Delivery)

Call Options														Put Options																		
Exercise Price	June 2023						July 2023						Other Months		June 2023						July 2023						Other Months		Exercise Price			
	Open price	Price max	Price min	Last price	Closing price	Volume	Open Interest	Open price	Price max	Price min	Last price	Closing price	Volume	Open Interest	Volume	Open Interest	Open price	Price max	Price min	Last price	Closing price	Volume	Open Interest	Open price	Price max	Price min	Last price	Closing price		Volume	Open Interest	Volume
0.500	0.000	0.000	0.000	0.890	-	-	-	-	-	-	-	-	-	-	-	0.000	0.000	0.000	0.001	-	-	-	-	-	-	-	-	-	-	-	-	0.005
0.550	0.000	0.000	0.000	0.840	-	-	-	-	-	-	-	-	-	-	-	0.000	0.000	0.000	0.001	-	-	-	-	-	-	-	-	-	-	-	-	0.006
0.600	0.000	0.000	0.000	0.791	-	-	-	-	-	-	-	-	-	-	-	0.000	0.000	0.000	0.001	-	-	-	-	-	-	-	-	-	-	-	-	0.006
0.650	0.000	0.000	0.000	0.741	-	-	-	-	-	-	-	-	-	-	-	0.000	0.000	0.000	0.001	-	-	-	-	-	-	-	-	-	-	-	-	0.007
0.700	0.000	0.000	0.000	0.691	-	-	-	-	-	-	-	-	-	-	-	0.000	0.000	0.000	0.001	-	-	-	-	-	-	-	-	-	-	-	-	0.007
0.750	0.000	0.000	0.000	0.641	-	-	-	-	-	-	-	-	-	-	-	0.000	0.000	0.000	0.002	-	-	-	-	-	-	-	-	-	-	-	-	0.008
0.800	0.000	0.000	0.000	0.591	-	-	0.000	0.000	0.000	0.592	-	-	-	-	-	0.000	0.000	0.000	0.001	-	-	-	0.000	0.000	0.000	0.002	-	-	-	-	-	0.008
0.850	0.000	0.000	0.000	0.541	-	-	0.000	0.000	0.000	0.542	-	-	-	-	-	0.000	0.000	0.000	0.001	-	-	-	0.000	0.000	0.000	0.001	-	-	-	-	-	0.009
0.900	0.000	0.000	0.000	0.491	-	-	0.000	0.000	0.000	0.493	-	-	-	-	-	0.000	0.000	0.000	0.001	-	-	-	0.000	0.000	0.000	0.001	-	-	-	-	-	0.009
0.950	0.000	0.000	0.000	0.441	-	-	0.000	0.000	0.000	0.443	-	-	-	-	-	0.000	0.000	0.000	0.003	-	-	-	0.000	0.000	0.000	0.001	-	-	-	-	-	0.010
1.000	0.000	0.000	0.000	0.391	-	-	0.000	0.000	0.000	0.394	-	-	-	-	-	0.000	0.000	0.000	0.007	-	-	-	0.000	0.000	0.000	0.002	-	-	-	-	-	0.010
1.100	0.000	0.000	0.000	0.292	-	-	0.000	0.000	0.000	0.300	-	-	-	-	-	0.000	0.000	0.000	0.001	-	-	-	0.000	0.000	0.000	0.007	-	-	-	-	-	0.011
1.200	0.000	0.000	0.000	0.199	-	-	0.000	0.000	0.000	0.215	-	-	-	-	-	0.000	0.000	0.000	0.008	-	20	-	0.000	0.000	0.000	0.022	-	-	-	-	-	0.012
1.300	0.000	0.000	0.000	0.119	-	-	0.000	0.000	0.000	0.144	-	-	-	-	-	0.000	0.000	0.000	0.028	-	-	-	0.000	0.000	0.000	0.051	-	-	-	-	-	0.013
1.400	0.000	0.000	0.000	0.061	-	-	0.000	0.000	0.000	0.090	-	4	-	-	-	0.000	0.000	0.000	0.070	-	-	-	0.000	0.000	0.000	0.096	-	-	-	-	-	0.014
1.500	0.000	0.000	0.000	0.027	-	-	0.000	0.000	0.000	0.053	-	-	-	-	-	0.000	0.000	0.000	0.136	-	-	-	0.000	0.000	0.000	0.159	-	-	-	-	-	0.015
1.600	0.000	0.000	0.000	0.010	-	-	0.000	0.000	0.000	0.028	-	-	-	-	-	0.000	0.000	0.000	0.219	-	-	-	0.000	0.000	0.000	0.235	-	-	-	-	-	0.016
1.700	0.000	0.000	0.000	0.003	-	-	0.000	0.000	0.000	0.015	-	-	-	-	-	0.000	0.000	0.000	0.312	-	-	-	0.000	0.000	0.000	0.321	-	-	-	-	-	0.017
1.800	0.000	0.000	0.000	0.001	-	-	0.000	0.000	0.000	0.007	-	-	-	-	-	0.000	0.000	0.000	0.410	-	-	-	0.000	0.000	0.000	0.414	-	-	-	-	-	0.018
1.900	0.000	0.000	0.000	0.001	-	-	0.000	0.000	0.000	0.003	-	-	-	-	-	0.000	0.000	0.000	0.510	-	-	-	0.000	0.000	0.000	0.511	-	-	-	-	-	0.019
2.000	0.000	0.000	0.000	0.001	-	-	-	-	-	-	-	-	-	-	-	0.000	0.000	0.000	0.610	-	-	-	-	-	-	-	-	-	-	-	-	0.020
Totals:						0	0					0	4	0	0							0	20					0	0	0	0	
Number of Trades:						0						0		0								0.00					0		0			

NATIONAL BANK (CR)

(Contract Size: 100 Securities, Exercise Style: American, Physical Delivery)

Call Options														Put Options																				
June 2023							July 2023							Other Months		June 2023							July 2023							Other Months		Exercise Price		
Open price	Price max	Price min	Last price	Closing price	Volume	Open Interest	Open price	Price max	Price min	Last price	Closing price	Volume	Open Interest	Volume	Open Interest	Open price	Price max	Price min	Last price	Closing price	Volume	Open Interest	Open price	Price max	Price min	Last price	Closing price	Volume	Open Interest	Volume	Open Interest			
1.900	0.000	0.000	0.000	3.90	-	-										0.000	0.000	0.000	0.001	-	-											0.019		
2.000	0.000	0.000	0.000	3.80	-	-										0.000	0.000	0.000	0.002	-	-											0.020		
2.200	0.000	0.000	0.000	3.60	-	-										0.000	0.000	0.000	0.001	-	-											0.022		
2.400	0.000	0.000	0.000	3.40	-	-										0.000	0.000	0.000	0.001	-	-											0.024		
2.600	0.000	0.000	0.000	3.20	-	-										0.000	0.000	0.000	0.001	-	-											0.026		
2.800	0.000	0.000	0.000	3.00	-	-										0.000	0.000	0.000	0.001	-	-											0.028		
3.000	0.000	0.000	0.000	2.80	-	-										0.000	0.000	0.000	0.001	-	-											0.030		
3.200	0.000	0.000	0.000	2.60	-	-	0.000	0.000	0.000		2.61	-	-			0.000	0.000	0.000	0.001	-	-	0.000	0.000	0.000		0.001	-	-				0.032		
3.400	0.000	0.000	0.000	2.40	-	-	0.000	0.000	0.000		2.41	-	-			0.000	0.000	0.000	0.001	-	-	0.000	0.000	0.000		0.001	-	-				0.034		
3.600	0.000	0.000	0.000	2.20	-	-	0.000	0.000	0.000		2.21	-	-			0.000	0.000	0.000	0.002	-	-	0.000	0.000	0.000		0.001	-	-				0.036		
3.800	0.000	0.000	0.000	2.00	-	-	0.000	0.000	0.000		2.01	-	-			0.000	0.000	0.000	0.001	-	-	0.000	0.000	0.000		0.001	-	-				0.038		
4.000	0.000	0.000	0.000	1.80	-	-	0.000	0.000	0.000		1.81	-	-			0.000	0.000	0.000	0.001	-	-	0.000	0.000	0.000		0.003	-	-				0.040		
4.400	0.000	0.000	0.000	1.40	-	-	0.000	0.000	0.000		1.43	-	-			0.000	0.000	0.000	0.001	-	-	0.000	0.000	0.000		0.015	-	-				0.044		
4.800	0.000	0.000	0.000	1.01	-	-	0.000	0.000	0.000		1.06	-	-			0.000	0.000	0.000	0.004	-	-	0.000	0.000	0.000		0.051	-	-				0.048		
5.200	0.000	0.000	0.000	0.635	-	7	0.000	0.000	0.000		0.749	-	-			0.000	0.000	0.000	0.030	-	270	0.000	0.000	0.000		0.134	-	-				0.052		
5.600	0.000	0.000	0.000	0.332	-	-	0.000	0.000	0.000		0.492	-	-			0.000	0.000	0.000	0.127	-	-	0.000	0.000	0.000		0.277	-	-				0.056		
6.000	0.000	0.000	0.000	0.138	-	-	0.000	0.000	0.000		0.303	-	-			0.000	0.000	0.000	0.333	-	-	0.000	0.000	0.000		0.488	-	-				0.060		
6.400	0.000	0.000	0.000	0.045	-	-	0.000	0.000	0.000		0.174	-	-			0.000	0.000	0.000	0.640	-	-	0.000	0.000	0.000		0.758	-	-				0.064		
6.800	0.000	0.000	0.000	0.011	-	-	0.000	0.000	0.000		0.095	-	-			0.000	0.000	0.000	1.01	-	-	0.000	0.000	0.000		1.08	-	-				0.068		
7.200	0.000	0.000	0.000	0.002	-	-	0.000	0.000	0.000		0.049	-	-			0.000	0.000	0.000	1.40	-	-	0.000	0.000	0.000		1.44	-	-				0.072		
7.600	0.000	0.000	0.000	0.002	-	-	0.000	0.000	0.000		0.024	-	-			0.000	0.000	0.000	1.80	-	-	0.000	0.000	0.000		1.81	-	-				0.076		
8.000	0.000	0.000	0.000	0.001	-	-	0.000	0.000	0.000		0.011	-	-			0.000	0.000	0.000	2.20	-	-	0.000	0.000	0.000		2.20	-	-				0.080		
Totals:					0	7						0	0	0							0	270							0	10			0	0
Number of Trades:					0							0	0								0.00							0				0		

OPAP (CR)

(Contract Size: 100 Securities, Exercise Style: American, Physical Delivery)

Call Options														Put Options																		
June 2023							July 2023							Other Months		June 2023							July 2023							Other Months		Exercise Price
Open price	Price max	Price min	Last price	Closing price	Volume	Open Interest	Open price	Price max	Price min	Last price	Closing price	Volume	Open Interest	Volume	Open Interest	Open price	Price max	Price min	Last price	Closing price	Volume	Open Interest	Open price	Price max	Price min	Last price	Closing price	Volume	Open Interest	Volume	Open Interest	
8.800	0.000	0.000	0.000	7.19	-	-										0.000	0.000	0.000	0.001	-	-											0.088
9.200	0.000	0.000	0.000	6.79	-	-										0.000	0.000	0.000	0.001	-	-											0.092
9.600	0.000	0.000	0.000	6.39	-	-										0.000	0.000	0.000	0.001	-	-											0.096
10.000	0.000	0.000	0.000	5.99	-	-	0.000	0.000	0.000		6.01	-	-			0.000	0.000	0.000	0.001	-	-		0.000	0.000	0.000	0.001	-	-			0.100	
11.000	0.000	0.000	0.000	4.99	-	-	0.000	0.000	0.000		5.01	-	-			0.000	0.000	0.000	0.001	-	-		0.000	0.000	0.000	0.001	-	-			0.110	
12.000	0.000	0.000	0.000	3.99	-	-	0.000	0.000	0.000		4.01	-	-			0.000	0.000	0.000	0.001	-	-		0.000	0.000	0.000	0.001	-	-			0.120	
13.000	0.000	0.000	0.000	2.99	-	-	0.000	0.000	0.000		3.02	-	-			0.000	0.000	0.000	0.001	-	-		0.000	0.000	0.000	0.006	-	-			0.130	
14.000	0.000	0.000	0.000	2.01	-	-	0.000	0.000	0.000		2.07	-	-			0.000	0.000	0.000	0.014	-	-		0.000	0.000	0.000	0.048	-	-			0.140	
15.000	0.000	0.000	0.000	1.11	-	-	0.000	0.000	0.000		1.23	-	-			0.000	0.000	0.000	0.116	-	-		0.000	0.000	0.000	0.211	-	-			0.150	
16.000	0.000	0.000	0.000	0.460	-	50	0.292	0.292	0.205	0.205	0.205	70	-			0.000	0.000	0.000	0.466	-	-		0.000	0.000	0.000	0.591	-	-			0.160	
17.000	0.000	0.000	0.000	0.132	-	-	0.076	0.076	0.076	0.076	0.076	5	-			0.000	0.000	0.000	1.14	-	-		0.000	0.000	0.000	1.23	-	-			0.170	
18.000	0.000	0.000	0.000	0.027	-	-	0.000	0.000	0.000		0.085	-	-			0.000	0.000	0.000	2.04	-	-		0.000	0.000	0.000	2.07	-	-			0.180	
19.000	0.000	0.000	0.000	0.004	-	-	0.000	0.000	0.000		0.023	-	-			0.000	0.000	0.000	3.02	-	-		0.000	0.000	0.000	3.02	-	-			0.190	
20.000	0.000	0.000	0.000	0.001	-	-	0.000	0.000	0.000		0.005	-	-			0.000	0.000	0.000	4.02	-	-		0.000	0.000	0.000	4.02	-	-			0.200	
22.000	0.000	0.000	0.000	0.001	-	-	0.000	0.000	0.000		0.001	-	-			0.000	0.000	0.000	6.02	-	-		0.000	0.000	0.000	6.02	-	-			0.220	
Totals:					0	50						75	0		0	0							0	0					0	0		0
Number of Trades:					0							9			0								0.00							0		0

OTE (CR)

(Contract Size: 100 Securities, Exercise Style: American, Physical Delivery)

Exercise Price	Call Options													Put Options																				
	June 2023						July 2023						Other Months		June 2023						July 2023						Other Months		Exercise Price					
	Open price	Price max	Price min	Last price	Closing price	Volume	Open Interest	Open price	Price max	Price min	Last price	Closing price	Volume	Open Interest	Volume	Open Interest	Open price	Price max	Price min	Last price	Closing price	Volume	Open Interest	Open price	Price max	Price min	Last price	Closing price		Volume	Open Interest	Volume	Open Interest	
9.200	0.000	0.000	0.000	5.13	-	-	0.000	0.000	0.000	5.15	-	-				0.000	0.000	0.000	0.001	-	-				0.000	0.000	0.000	0.001		-	-			
9.600	0.000	0.000	0.000	4.73	-	-	0.000	0.000	0.000	4.75	-	-				0.000	0.000	0.000	0.001	-	-				0.000	0.000	0.000	0.001	-	-				0.096
10.000	0.000	0.000	0.000	4.33	-	-	0.000	0.000	0.000	4.35	-	-				0.000	0.000	0.000	0.001	-	-				0.000	0.000	0.000	0.001	-	-				0.100
11.000	0.000	0.000	0.000	3.33	-	-	0.000	0.000	0.000	3.35	-	-				0.000	0.000	0.000	0.001	-	-				0.000	0.000	0.000	0.001	-	-				0.110
12.000	0.000	0.000	0.000	2.33	-	-	0.000	0.000	0.000	2.37	-	-				0.000	0.000	0.000	0.001	-	-				0.000	0.000	0.000	0.016	-	-				0.120
13.000	0.000	0.000	0.000	1.34	-	-	0.000	0.000	0.000	1.46	-	-				0.000	0.000	0.000	0.009	-	-				0.000	0.000	0.000	0.105	-	-				0.130
14.000	0.000	0.000	0.000	0.494	-	-	0.000	0.000	0.000	0.745	-	-				0.000	0.000	0.000	0.162	-	5				0.000	0.000	0.000	0.387	-	-				0.140
15.000	0.000	0.000	0.000	0.082	-	-	0.000	0.000	0.000	0.304	-	20				0.000	0.000	0.000	0.752	-	-				0.000	0.000	0.000	0.947	-	-				0.150
16.000	0.000	0.000	0.000	0.005	-	-	0.000	0.000	0.000	0.095	-	-				0.000	0.000	0.000	1.68	-	-				0.000	0.000	0.000	1.74	-	-				0.160
17.000	0.000	0.000	0.000	0.001	-	-	0.000	0.000	0.000	0.024	-	-				0.000	0.000	0.000	2.68	-	-				0.000	0.000	0.000	2.68	-	-				0.170
18.000	0.000	0.000	0.000	0.001	-	-	0.000	0.000	0.000	0.005	-	-				0.000	0.000	0.000	3.68	-	-				0.000	0.000	0.000	3.68	-	-				0.180
19.000	0.000	0.000	0.000	0.001	-	-	0.000	0.000	0.000	0.001	-	-				0.000	0.000	0.000	4.68	-	-				0.000	0.000	0.000	4.68	-	-				0.190
20.000	0.000	0.000	0.000	0.001	-	-					-	-				0.000	0.000	0.000	5.68	-	-													0.200
22.000	0.000	0.000	0.000	0.001	-	-					-	-				0.000	0.000	0.000	7.68	-	-													0.220
24.000	0.000	0.000	0.000	0.001	-	-					-	-				0.000	0.000	0.000	9.68	-	-													0.240
Totals:						0	0					0	20	0	0							0	5						0	5	0	0		
Number of Trades:						0						0		0								0.00							0			0		

PIRAEUS FINANCIAL HOLD (CR)

(Contract Size: 100 Securities, Exercise Style: American, Physical Delivery)

Call Options														Put Options																		
June 2023							July 2023							Other Months		June 2023							July 2023							Other Months		Exercise Price
Open price	Price max	Price min	Last price	Closing price	Volume	Open Interest	Open price	Price max	Price min	Last price	Closing price	Volume	Open Interest	Volume	Open Interest	Open price	Price max	Price min	Last price	Closing price	Volume	Open Interest	Open price	Price max	Price min	Last price	Closing price	Volume	Open Interest	Volume	Open Interest	
0.500	0.000	0.000	0.000	2.26	-	-										0.000	0.000	0.000	0.001	-	-											0.005
0.550	0.000	0.000	0.000	2.21	-	-										0.000	0.000	0.000	0.001	-	-											0.006
0.600	0.000	0.000	0.000	2.16	-	-										0.000	0.000	0.000	0.001	-	-											0.006
0.650	0.000	0.000	0.000	2.11	-	-										0.000	0.000	0.000	0.001	-	-											0.007
0.700	0.000	0.000	0.000	2.06	-	-										0.000	0.000	0.000	0.001	-	-											0.007
0.750	0.000	0.000	0.000	2.01	-	-										0.000	0.000	0.000	0.001	-	-											0.008
0.800	0.000	0.000	0.000	1.96	-	-										0.000	0.000	0.000	0.001	-	-											0.008
0.850	0.000	0.000	0.000	1.91	-	-										0.000	0.000	0.000	0.001	-	-											0.009
0.900	0.000	0.000	0.000	1.86	-	-										0.000	0.000	0.000	0.001	-	-											0.009
0.950	0.000	0.000	0.000	1.81	-	-										0.000	0.000	0.000	0.001	-	-											0.010
1.000	0.000	0.000	0.000	1.76	-	-										0.000	0.000	0.000	0.001	-	-											0.010
1.100	0.000	0.000	0.000	1.66	-	-										0.000	0.000	0.000	0.001	-	-											0.011
1.200	0.000	0.000	0.000	1.56	-	-										0.000	0.000	0.000	0.001	-	-											0.012
1.300	0.000	0.000	0.000	1.46	-	-										0.000	0.000	0.000	0.001	-	-											0.013
1.400	0.000	0.000	0.000	1.36	-	-										0.000	0.000	0.000	0.001	-	-											0.014
1.500	0.000	0.000	0.000	1.26	-	-										0.000	0.000	0.000	0.002	-	-											0.015
1.600	0.000	0.000	0.000	1.16	-	-	0.000	0.000	0.000		1.16	-	-			0.000	0.000	0.000	0.001	-	-	0.000	0.000	0.000		0.001	-	-				0.016
1.700	0.000	0.000	0.000	1.06	-	-	0.000	0.000	0.000		1.07	-	-			0.000	0.000	0.000	0.002	-	-	0.000	0.000	0.000		0.001	-	-				0.017
1.800	0.000	0.000	0.000	0.962	-	-	0.000	0.000	0.000		0.966	-	-			0.000	0.000	0.000	0.005	-	-	0.000	0.000	0.000		0.001	-	-				0.018
1.900	0.000	0.000	0.000	0.862	-	-	0.000	0.000	0.000		0.868	-	-			0.000	0.000	0.000	0.013	-	-	0.000	0.000	0.000		0.002	-	-				0.019
2.000	0.000	0.000	0.000	0.762	-	-	0.000	0.000	0.000		0.771	-	-			0.000	0.000	0.000	0.001	-	-	0.000	0.000	0.000		0.006	-	-				0.020
2.200	0.000	0.000	0.000	0.563	-	2	0.000	0.000	0.000		0.587	-	-			0.000	0.000	0.000	0.001	-	3	0.000	0.000	0.000		0.021	-	-				0.022
2.400	0.000	0.000	0.000	0.370	-	-	0.000	0.000	0.000		0.422	-	-			0.000	0.000	0.000	0.008	-	-	0.000	0.000	0.000		0.055	-	-				0.024
2.600	0.000	0.000	0.000	0.205	-	-	0.000	0.000	0.000		0.285	-	-			0.000	0.000	0.000	0.043	-	-	0.000	0.000	0.000		0.118	-	-				0.026
2.800	0.000	0.000	0.000	0.091	-	-	0.000	0.000	0.000		0.182	-	-			0.000	0.000	0.000	0.129	-	-	0.000	0.000	0.000		0.215	-	-				0.028
3.000	0.000	0.000	0.000	0.031	-	-	0.000	0.000	0.000		0.110	-	-			0.000	0.000	0.000	0.269	-	-	0.000	0.000	0.000		0.342	-	-				0.030
3.200	0.000	0.000	0.000	0.008	-	-	0.000	0.000	0.000		0.061	-	-			0.000	0.000	0.000	0.447	-	-	0.000	0.000	0.000		0.494	-	-				0.032
3.400	0.000	0.000	0.000	0.002	-	-	0.000	0.000	0.000		0.033	-	-			0.000	0.000	0.000	0.641	-	-	0.000	0.000	0.000		0.666	-	-				0.034
3.600	0.000	0.000	0.000	0.001	-	-	0.000	0.000	0.000		0.017	-	-			0.000	0.000	0.000	0.840	-	-	0.000	0.000	0.000		0.851	-	-				0.036
3.800	0.000	0.000	0.000	0.001	-	-	0.000	0.000	0.000		0.009	-	-			0.000	0.000	0.000	1.04	-	-	0.000	0.000	0.000		1.04	-	-				0.038
Totals:					0	2					0	0		0	0				0	3						0	0		0	0		
Number of Trades:					0						0			0						0.00						0				0		

PPC (CR)

(Contract Size: 100 Securities, Exercise Style: American, Physical Delivery)

Call Options														Put Options																		
June 2023							July 2023							Other Months		June 2023							July 2023							Other Months		Exercise Price
Open price	Price max	Price min	Last price	Closing price	Volume	Open Interest	Open price	Price max	Price min	Last price	Closing price	Volume	Open Interest	Volume	Open Interest	Open price	Price max	Price min	Last price	Closing price	Volume	Open Interest	Open price	Price max	Price min	Last price	Closing price	Volume	Open Interest	Volume	Open Interest	
3.400	0.000	0.000	0.000	6.51	-	-										0.000	0.000	0.000	0.001	-	-											0.034
3.600	0.000	0.000	0.000	6.31	-	-										0.000	0.000	0.000	0.001	-	-											0.036
3.800	0.000	0.000	0.000	6.11	-	-										0.000	0.000	0.000	0.001	-	-											0.038
4.000	0.000	0.000	0.000	5.91	-	-										0.000	0.000	0.000	0.001	-	-											0.040
4.400	0.000	0.000	0.000	5.51	-	-										0.000	0.000	0.000	0.001	-	-											0.044
4.800	0.000	0.000	0.000	5.11	-	-										0.000	0.000	0.000	0.001	-	-											0.048
5.200	0.000	0.000	0.000	4.71	-	-										0.000	0.000	0.000	0.001	-	-											0.052
5.600	0.000	0.000	0.000	4.31	-	-										0.000	0.000	0.000	0.001	-	-											0.056
6.000	0.000	0.000	0.000	3.92	-	-	0.000	0.000	0.000		3.93	-	-			0.000	0.000	0.000	0.003	-	-	0.000	0.000	0.000	0.001	-	-					0.060
6.400	0.000	0.000	0.000	3.52	-	-	0.000	0.000	0.000		3.53	-	-			0.000	0.000	0.000	0.011	-	-	0.000	0.000	0.000	0.001	-	-					0.064
6.800	0.000	0.000	0.000	3.12	-	-	0.000	0.000	0.000		3.13	-	-			0.000	0.000	0.000	0.001	-	-	0.000	0.000	0.000	0.003	-	-					0.068
7.200	0.000	0.000	0.000	2.72	-	-	0.000	0.000	0.000		2.74	-	-			0.000	0.000	0.000	0.002	-	-	0.000	0.000	0.000	0.010	-	-					0.072
7.600	0.000	0.000	0.000	2.32	-	61	0.000	0.000	0.000		2.36	-	-			0.000	0.000	0.000	0.001	-	3	0.000	0.000	0.000	0.025	-	-					0.076
8.000	0.000	0.000	0.000	1.92	-	-	0.000	0.000	0.000		1.99	-	-			0.000	0.000	0.000	0.001	-	10	0.000	0.000	0.000	0.055	-	-					0.080
8.400	0.000	0.000	0.000	1.53	-	39	0.000	0.000	0.000		1.64	-	-			0.000	0.000	0.000	0.008	-	5	0.000	0.000	0.000	0.108	-	-					0.084
8.800	0.000	0.000	0.000	1.15	-	284	0.000	0.000	0.000		1.32	-	-			0.000	0.000	0.000	0.030	-	2	0.000	0.000	0.000	0.190	-	-					0.088
9.200	0.000	0.000	0.000	0.803	-	-	0.000	0.000	0.000		1.04	-	-			0.000	0.000	0.000	0.085	-	-	0.000	0.000	0.000	0.308	-	-					0.092
9.600	0.000	0.000	0.000	0.518	-	15	0.000	0.000	0.000		0.801	-	-			0.000	0.000	0.000	0.200	-	-	0.000	0.000	0.000	0.465	-	-					0.096
10.000	0.000	0.000	0.000	0.304	-	22	0.000	0.000	0.000		0.599	-	-			0.000	0.000	0.000	0.385	-	-	0.000	0.000	0.000	0.663	-	-					0.100
11.000	0.000	0.000	0.000	0.050	-	-	0.000	0.000	0.000		0.262	-	-			0.000	0.000	0.000	1.13	-	-	0.000	0.000	0.000	1.33	-	-					0.110
12.000	0.000	0.000	0.000	0.004	-	-	0.000	0.000	0.000		0.099	-	-			0.000	0.000	0.000	2.09	-	-	0.000	0.000	0.000	2.17	-	-					0.120
13.000	0.000	0.000	0.000	0.001	-	-	0.000	0.000	0.000		0.032	-	-			0.000	0.000	0.000	3.09	-	-	0.000	0.000	0.000	3.10	-	-					0.130
14.000	0.000	0.000	0.000	0.001	-	-	0.000	0.000	0.000		0.010	-	-			0.000	0.000	0.000	4.09	-	-	0.000	0.000	0.000	4.09	-	-					0.140
15.000	0.000	0.000	0.000	0.001	-	-	0.000	0.000	0.000		0.003	-	-			0.000	0.000	0.000	5.09	-	-	0.000	0.000	0.000	5.09	-	-					0.150
Totals:					0	421							0	0	0							0	20									0
Number of Trades:					0								0	0								0.00										0

Lending Products	Underlying Title	Open Interest[5]	Multilateral Transactions[1]				Bilateral Transactions[2]		Stock Borrowing through OTC (volume)[3]
			Volume(Offered)	Average Weighted	Transactions volume	Average Weighted	Transactions Volume	Average Weighted	Transactions Volume
ADMIEBOR	ADMIE (IPTO) HOLDING S.A. (CR)	---	---	---	---	---	---	389,153	
AEGNBOR	AEGEAN AIRLINES (CR)	---	---	---	---	---	---	101,094	
ALPHABOR	ALPHA SERVICES HOLD (CR)	200	---	---	---	---	---	60,783,856	
ALMYBOR	ALUMIL (CR)	---	---	---	---	---	---	---	
OTOELBOR	AUTOHELLAS SA (CR)	9,210	---	---	---	---	---	65,661	
AVAXBOR	AVAX S.A. (CR)	---	---	---	---	---	---	---	
EEEBOR	CC HBC AG (CR)	4,431	---	---	---	---	---	47,768	
CENERBOR	CENERGY HOLDINGS (CB)	---	---	---	---	---	---	---	
ELLAKTORBOR	ELLAKTOR (CR)	2,960	---	---	300	5.89%	---	26,976	
ELHABOR	ELVALHALCOR (CR)	24,139	---	---	---	---	---	64,887	
EUROBBOR	EUROBANK HOLDINGS (CR)	15,000	---	---	---	---	---	34,112,689	
EYDAPBOR	EYDAP S.A. (CR)	18,351	---	---	---	---	---	185,488	
FFGRPBOR	FOLLI FOLLIE (CR)	---	---	---	---	---	---	886,310	
FOYRKBOR	FOURLIS (CR)	---	---	---	---	---	---	15,890	
GEKTERNABOR	GEK TERNA (CR)	---	---	---	---	---	---	1,293	
SARBOR	GR. SARANTIS S.A. (CR)	559	---	---	---	---	---	64,861	
EXAEBOR	HELLENIC EXCHANGES-A.S.E. (CR)	3,200	---	---	---	---	---	199,347	
ELPEBOR	HELLENIQ ENERGY (CR)	---	---	---	---	---	---	356,417	
INTRKBOR	INTRACOM HOLDINGS (CR)	---	---	---	---	---	---	---	
INKATBOR	INTRAKAT (CR)	---	---	---	---	---	---	---	
BELABOR	JUMBO SA (CR)	34,904	---	---	200	5.41%	---	211,529	
LAMDABOR	LAMDA DEVELOPMENT SA (CR)	---	---	---	---	---	---	527,943	
MIGBOR	MIG (CR)	1,945	---	---	---	---	---	40,179	
MOHBOR	MOTOR OIL (CR)	24,781	---	---	---	---	---	832,297	
MYTILBOR	MYTILINEOS (CR)	22,400	---	---	---	---	---	119,241	
ETEBOR	NATIONAL BANK (CR)	1,500	---	---	---	---	---	10,522,753	
OPAPBOR	OPAP (CR)	2,000	---	---	---	---	---	1,486,998	
HTOBOR	OTE (CR)	---	---	---	---	---	---	1,017,615	
PPABOR	P.P.A. S.A. (CR)	2,250	---	---	---	---	---	65,287	
TPEIRBOR	PIRAEUS FINANCIAL HOLD (CR)	5,000	---	---	---	---	---	789,868	
PPCBOR	PPC (CR)	3,000	---	---	---	---	---	1,776,107	

Stock Lending Notes

[1] - Multilateral contracts Lending or Borrowing as per Methods 8-1, 8-2 and 8-3-3 (According to ATHEX BoD Resolution No.17)

[2] - Bilateral Contracts Lending or Borrowing as per Methods 8-3-1 and 8-3-2 (According to ATHEX BoD Resolution No.20)

[3] - The information concerning OTC Stock Borrowing Transactions is based on the statements of the Dematerialised Securities System (DSS) operators involved and refers to volumes that have been registered up until the previous working day.

[4] - Average Price (Volume weighted)

[5] - The Data concerning Open Interest before the start of trading session

Lending Products	Underlying Title	Open Interest[5]	Multilateral Transactions[1]				Bilateral Transactions[2]		Stock Borrowing through OTC (volume)[3]	
			Volume(Offered)	Average Weighted	Transactions volume	Average Weighted	Transactions Volume	Average Weighted	Transactions Volume	
QUALBOR	QUALITY & RELIABILITY SA (CR)	---	---	---	---	---	---	---	---	
QUESTBOR	QUEST HOLDINGS (CR)	3,708	---	---	---	---	---	---	58,355	
TENERGYBOR	TERNA ENERGY (CR)	---	---	---	---	---	---	---	127,822	
TITCBOR	TITAN CEMENT (CB)	11,929	---	---	---	---	---	---	351,990	
VIOBOR	VIOHALCO SA/NV (CB)	18,177	---	---	100	5.85%	---	---	---	

Stock Lending Notes

[1] - Multilateral contracts Lending or Borrowing as per Methods 8-1, 8-2 and 8-3-3 (According to ATHEX BoD Resolution No.17)

[2] - Bilateral Contracts Lending or Borrowing as per Methods 8-3-1 and 8-3-2 (According to ATHEX BoD Resolution No.20)

[3] - The information concerning OTC Stock Borrowing Transactions is based on the statements of the Dematerialised Securities System (DSS) operators involved and refers to volumes that have been registered up until the previous working day.

[4] - Average Price (Volume weighted)

[5] - The Data concerning Open Interest before the start of trading session

Sectors codification for listed companies

12003-	ETF	10101010	Computer Services
10101015	Software	10102030	Computer Hardware
15101010	Telecommunications Equipment	15102015	Telecommunications Services
20101010	Health Care Facilities	20101025	Health Care Services
20102010	Medical Equipment	20103015	Pharmaceuticals
30101010	Banks	30202000	Diversified Financial Services
30202010	Asset Managers & Custodians	30202015	Investment Services
30204000	Closed End Investments	30302010	Full Line Insurance
30302015	Insurance Brokers	30302025	Property and Casualty Insurance
35101010	Real Estate Holding and Development	35101015	Real Estate Services
35102000	Diversified REITs	35102030	Office REITs
40201040	Rental & Leasing Services: Consumer	40202010	Home Construction
40202015	Household Furnishings	40202020	Household Appliance
40203040	Electronic Entertainment	40203045	Toys
40204020	Clothing & Accessories	40301010	Entertainment
40301030	Publishing	40301035	Radio & TV Broadcasters
40401010	Diversified Retailers	40401020	Apparel Retailers
40401025	Home Improvement Retailers	40401030	Specialty Retailers
40501010	Airlines	40501015	Travel & Tourism
40501020	Casinos & Gambling	40501025	Hotels & Motels
45101015	Distillers & Vintners	45101020	Soft Drinks
45102010	Farming Fishing Ranching & Plantations	45102020	Food Products
45103010	Tobacco	45201010	Food Retailers & Wholesalers
45201020	Personal Products	50101010	Construction
50101020	Building Roof/Wallboard and Plumbing	50101030	Cement
50101035	Building Materials: Other	50202010	Electrical Components
50203000	Diversified Industrials	50203015	Plastics
50203030	Containers & Packaging	50204000	Machinery: Industrial
50204020	Machinery: Construction & Handling	50205010	Industrial Suppliers
50205020	Back Office Support HR & Consulting	50205030	Forms & Bulk Printing Services
50206015	Commercial Vehicles & Parts	50206030	Marine Transportation
50206060	Transportation Services	55101000	Diversified Materials
55101020	Textile Products	55102000	General Mining
55102010	Iron & Steel	55102015	Metal Fabricating
55102035	Aluminum	60101020	Oil Refining and Marketing
65101010	Alternative Electricity	65101015	Conventional Electricity
65102030	Water		



ATHEX
Athens Stock Exchange

Λεωφ. Αθηνών 110 104 42 Αθήνα
110, Athinon Ave. GR 104 42 Athens
tel. (+30)210-33.66.800, fax (+30)210-33.66.101
www.athexgroup.gr